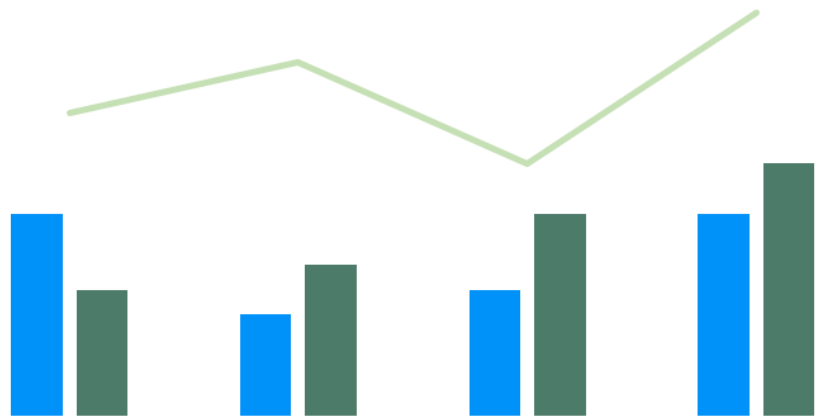


# 2022

## Caseload Statistics of the Unified Judicial System of Pennsylvania



Department of Research & Statistics

Kim E. Nieves, Ph.D.  
Director

Andrew Ginder, MPA  
Assistant Director

Yan Liu, M.S.  
Senior Statistical Analyst

Sasanka Adikari, Ph.D.  
Data Scientist

Amanda Pereira  
Research Assistant

Please visit the AOPC website for data updates, data corrections, and data from prior years.

[www.pacourts.us](http://www.pacourts.us)

---

---

**Appellate Courts**

Supreme Court ..... 2  
Supreme Court Glossary ..... 4  
Superior Court ..... 5  
Commonwealth Court ..... 6

County Classifications & Judgeships ..... 8

**Common Pleas Courts**

Criminal Caseload (CPCMS)

Criminal State Totals ..... 10  
  
Available for Processing ..... 11  
New Cases by Offense Type ..... 13  
Processed ..... 15  
Age of Pending Cases ..... 19  
Criminal Glossary ..... 21

Civil Caseload - Civil Action & Civil Other

Civil State Totals ..... 24  
  
Filings ..... 26  
Docketed Cases by Case Type ..... 28  
Processed ..... 32  
Age of Pending Civil Actions ..... 36  
Civil Glossary ..... 40

Domestic Relations Section

PFA State Totals ..... 46  
  
Filings ..... 47  
Processed ..... 49  
PFA Glossary ..... 53  
  
Support & Paternity State Totals ..... 54  
  
PACSES Note ..... 55  
Spousal & Child Support ..... 56  
Support Glossary ..... 58  
  
Paternity Acknowledgements Filed ..... 59  
Paternity Established/Pending ..... 61  
Paternity Glossary ..... 63  
  
Custody & Divorce State Totals ..... 64  
  
Custody/Partial Custody/Visitation ..... 65  
Custody Glossary ..... 67  
  
Divorce ..... 68  
Divorce Glossary ..... 70

Juvenile Delinquency (CPCMS)

Delinquency State Totals ..... 71  
  
Cases Pending Disposition  
Available for Disposition ..... 73  
New Cases by Offense Type ..... 77  
Disposed ..... 79

Formal Dispositions

Adjudicated Delinquent Cases ..... 83  
Court Supervision Terminated ..... 85

Informal Dispositions

Informally Disposed Cases ..... 87  
Informally Disposed  
Cases Terminated ..... 91

Delinquency Glossary ..... 95

Juvenile Dependency (CPCMS)

Dependency State Totals ..... 99

Pending Adjudication

Abuse/Neglect  
Available for Processing ..... 100  
Processed ..... 102

Status Offenses

Available for Processing ..... 104  
Processed ..... 106

Adjudicated Dependent

Abuse/Neglect  
Available for Processing ..... 108  
Court Supervision Terminated ..... 110

Status Offenses

Available for Processing ..... 112  
Court Supervision Terminated ..... 114

Dependency Glossary ..... 116

---

---

Orphans' Court Caseload

Orphans' Court State Totals ..... 120

Accounts ..... 121

Accounts Glossary ..... 123

Adoptions ..... 124

Adoptions Glossary ..... 126

Relinquishments/Terminations ..... 127

Relinquishments Glossary ..... 129

Appointment of Guardians ..... 130

Guardianship Glossary ..... 132

Jury

Jury State Totals ..... 134

Jury Yield ..... 135

Jury Utilization ..... 139

Jury Costs ..... 140

Jury Glossary ..... 143

**Limited Jurisdiction Courts**

Magisterial District Judge

Criminal

State Totals ..... 146

Available for Processing ..... 147

New Criminal Cases by Offense Type ..... 149

Processed and Inactive ..... 153

Age of Pending Cases ..... 157

Private Summary Complaints

State Totals ..... 159

Available for Processing ..... 160

Processed and Inactive ..... 162

Age of Pending Cases ..... 166

Private Criminal Complaints

State Totals ..... 168

Available for Processing ..... 169

Processed and Inactive ..... 171

Age of Pending Cases ..... 175

Traffic

State Totals ..... 177

Available for Processing ..... 178

Processed and Inactive ..... 180

Age of Pending Cases ..... 184

Non-Traffic

State Totals ..... 186

Available for Processing ..... 187

Processed and Inactive ..... 189

Age of Pending Cases ..... 193

Arrest Warrants

State Totals ..... 195

Criminal

Pre-Dispositional ..... 196

Post-Dispositional ..... 198

Private Summary Complaints

Pre-Dispositional ..... 200

Post-Dispositional ..... 202

Private Criminal Complaints

Pre-Dispositional ..... 204

Post-Dispositional ..... 206

Traffic

Pre-Dispositional ..... 208

Post-Dispositional ..... 210

Non-Traffic

Pre-Dispositional ..... 212

Post-Dispositional ..... 214

Civil

State Totals ..... 216

Available for Processing ..... 217

Processed and Inactive ..... 219

Age of Pending Cases ..... 223

Landlord/Tenant

State Totals ..... 225

Available for Processing ..... 226

Processed and Inactive ..... 228

Age of Pending Cases ..... 232

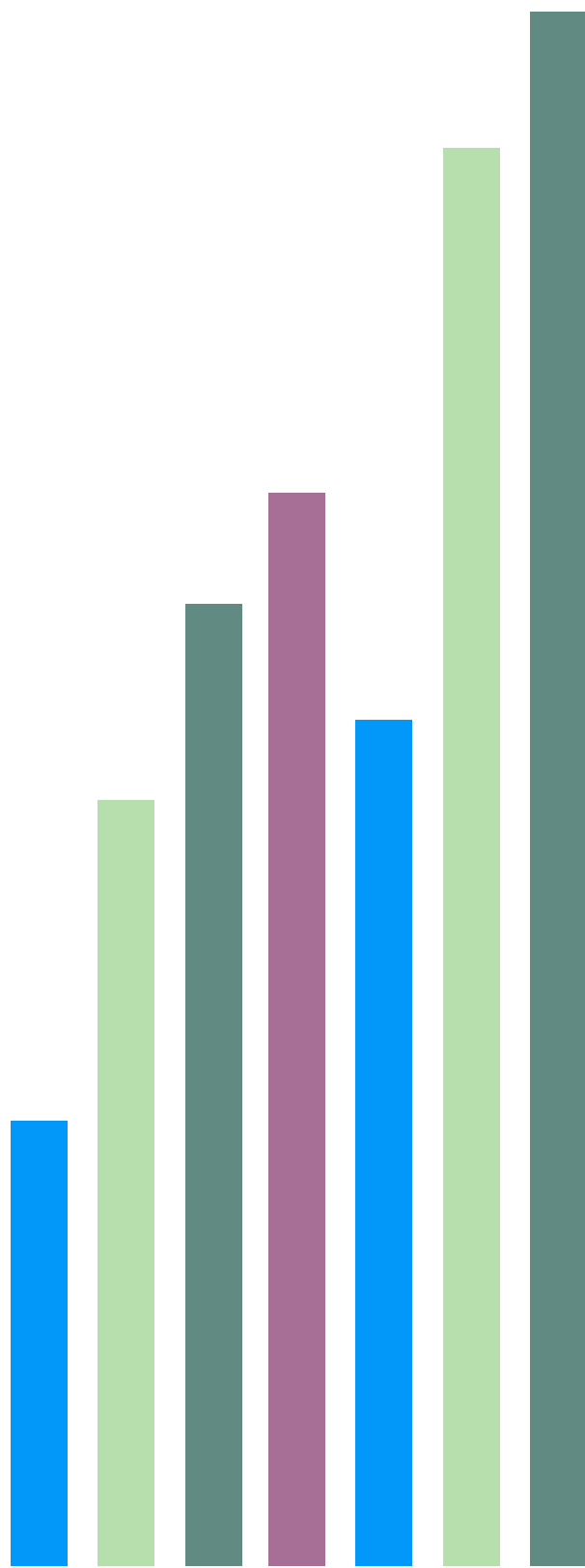
Emergency Protection From Abuse ..... 234

Magisterial District Judge Glossary ..... 236

Philadelphia Municipal Court ..... 239

Philadelphia Municipal Court -  
Traffic Division ..... 240

# The Appellate Courts



---

---

# Supreme Court of Pennsylvania

## Appeals, Allocaturs and Petitions

Number Filed and Pending: January 1, 2022 through December 31, 2022

---

---

### Appeal Docket

Direct Appeals	
Capital Cases	10
Number from Commonwealth Court	89
Number from Common Pleas Court	1
Number Transferred from Commonwealth and Superior Courts	4
<b>Total Direct</b>	<b>104</b>
Certification Granted	1
Appeals by Granted Allocatur	87
Appeals by Granted Fast Track Allocatur	4
Appeals by Granted Miscellaneous	0
<b>Total All Appeals</b>	<b>196</b>
Appeals Pending as of 12/31/22 (includes prior years)	155

### Allocatur Docket

Petitions for Allowance of Appeal	1,286
Petitions Pending as of 12/31/22 (includes prior years)	600

### Miscellaneous Docket

Petitions for Review	139
Original Jurisdiction (Mandamus, Habeas, Prohibition, Quo Warranto)	107
Petitions for King's Bench Review or Extraordinary Relief	46
Petitions for Certification of Questions of Law	1
Bd.Law Examiners	1
<b>Total All Miscellaneous</b>	<b>294</b>
Miscellaneous Pending as of 12/31/22 (includes prior years)	73

### Ancillary Filings

Capital	32
Appeal	584
Allocatur	875
Miscellaneous	505
Disciplinary Docket No. 3	54
<b>Total All Ancillaries</b>	<b>2,050</b>
Ancillary Pending as of 12/31/22 (includes prior years)	156

---

**Supreme Court of Pennsylvania**  
**Appeals, Allocaturs and Petitions**  
**Adjudications: January 1, 2022 through December 31, 2022**

---

	Per Curiam	Full Opinion	Single Summary	Single Justice	Discontinued/ Withdrawn	Total
<b>Capital Docket</b>	<b>0</b>	<b>4</b>	<b>0</b>	<b>0</b>	<b>2</b>	<b>6</b>
<b>Appeal Docket (Excluding Capital)</b>	<b>58</b>	<b>60</b>	<b>0</b>	<b>0</b>	<b>9</b>	<b>127</b>
<b>Direct Appeals:</b>						
From Commonwealth Court	43	15	0	0	9	67
From The Court of Common Pleas	0	0	0	0	0	0
Transfers from Superior & Comm. Courts	0	0	0	0	0	0
<b>Other Types of Appeals:</b>						
Where Certification was Granted Appeals from Allocatur Grants	0 15	0 44	0 0	0 0	0 0	0 59
Appeals from F.T. Alloc. Grants Appeals from Miscellaneous Grants Plenary	0 0	1 0	0 0	0 0	0 0	1 0
Jurisdiction Assumed	0	0	0	0	0	0
<b>Allocatur Docket</b>	<b>1,374</b>	<b>0</b>	<b>16</b>	<b>0</b>	<b>21</b>	<b>1,411</b>
<b>Miscellaneous Docket</b>	<b>275</b>	<b>1</b>	<b>0</b>	<b>1</b>	<b>4</b>	<b>281</b>
Petitions for Review	129	0	0	1	2	132
Original Jurisdiction	102	0	0	0	0	102
King's Bench Matters	42	1	0	0	2	45
Certification-Questions of Law	1	0	0	0	0	1
Bd. Of Law Examiners	1	0	0	0	0	1

Note: \*Numbers of cases by dispositions type. In regards to opinions, 65 cases were disposed of by 45 opinions

**Disciplinary Matters (DD3 - Disciplinary Docket 3)**

Per Curiam	87	Attorney Reinstatement Docket	59
Full Opinion	3	<b>Total Disciplinary</b>	<b>170</b>
Other - Administrative Closures	10		
<b>Total</b>	<b>100</b>		

**Disciplinary Matters by Type:**

Disbarments	17
Disbarments on Consent	7
Reinstatements on DD3 Docket	11
Suspensions	27
Inactive	3
Order Denying PPA	2
Order Granting, Rule 213	2
Order	4
Temporary Suspension	10
Referred to Disciplinary Board	1
Probation	1
Orders Denying Joint Petition	1
Orders Granting Joint Petition	0
Administrative Closures	20
Withdrawn	1
Reinstatements Denied DD3	4

**Ancillary Filings**

Disposed by Docket Type:

Capital	29
Appeal	561
Allocatur	920
Miscellaneous	494
DD3	44
<b>Total</b>	<b>2,048</b>

---

---

## **SUPREME COURT**

<b>Allocatur Docket</b>	The docket for petitions seeking discretionary review of decisions by the intermediate appellate courts (i.e. the Commonwealth Court in its appellate capacity or Superior Court).
<b>Ancillary Petition</b>	A petition filed on an open docket seeking relief apart from the requested relief on the merits (e.g., a petition for an extension of time to file a response).
<b>Capital Case</b>	A case wherein a capital sentence has been imposed by a court of common pleas.
<b>Direct Appeal</b>	An appeal directly to the Supreme Court from the trial court that is authorized by the constitution or statute.
<b>Disciplinary Matter</b>	A matter that involves attorney disciplinary cases as prosecuted by the Office of Disciplinary Counsel.
<b>King's Bench Review</b>	A discretionary review undertaken by the Supreme Court of a matter pending in a lower tribunal. Such review can be by way of petition or by the Court's own initiative.
<b>Opinion</b>	The Court's disposition of a case containing a written explanation of its rationale.
<b>Petition for Allowance of Appeal (PAA)</b>	An appeal which seeks to invoke the Court's discretionary jurisdiction to appeal.
<b>Per Curiam</b>	Translate as "By the Court" and refers to an action of the whole court as opposed to an opinion or order by an individual Justice or Justices.
<b>Petition for Review</b>	Petitions filed seeking review of a government agency or lower court. They are filed under Rule 123 or under Chapter 15 of the Pennsylvania Rules of Appellate Procedure.
<b>Rule 213 Order</b>	Refers to the Rule of Disciplinary Enforcement 213 governing the Supreme Court's enforcement of a subpoena in a disciplinary proceeding.
<b>Single Justice</b>	One justice, typically the Chief Justice, enters an order or will direct that an order be issued for certain types of cases such as changes of venue.
<b>Summary Disposition</b>	The Court's disposition of a case without seeking brief or argument; occurs when the right of the applicant is clear and the Court's decision needs little or no explanation.
<b>Supreme Court Original Jurisdiction</b>	The limited jurisdiction described in the Judicial Code at 42 Pa.C.S. § 721, which includes habeas corpus, action in mandamus and prohibition directed to courts of inferior jurisdiction, and actions in quo warranto.



---



---

## 2022 Superior Court of Pennsylvania

---



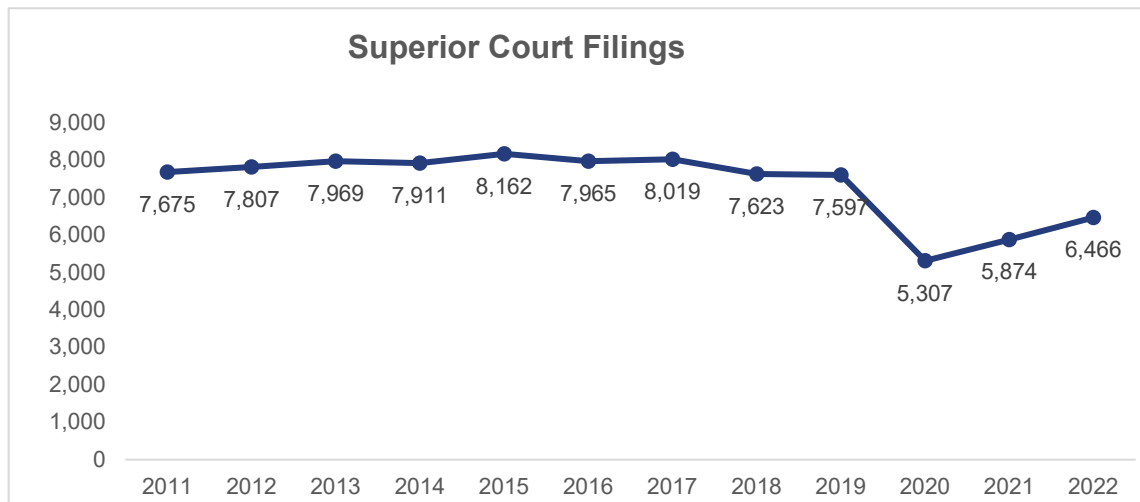
---

### Appeals Pending, Filed & Concluded

	<u>Total</u>	<u>Civil</u>	<u>Criminal</u>
Appeals Pending 1/1/22	3,996	1,391	2,605
New Appeals Filed in 2022	6,466	2,623	3,843
Appeals Concluded in 2022	5,979	2,620	3,359
By Filed Decision	3,876	1,503	2,373
By Order or Discontinuance	2,103	1,117	986
Appeals Pending 12/31/22	4,483	1,394	3,089

### Opinions Filed

Published Opinions 2022	224	115	109
Non-Published Opinions 2022	2,795	974	1,821
Total	3,019	1,089	1,930



# 2022 Commonwealth Court of Pennsylvania

**CASES PENDING 1/1/22** **5,244**

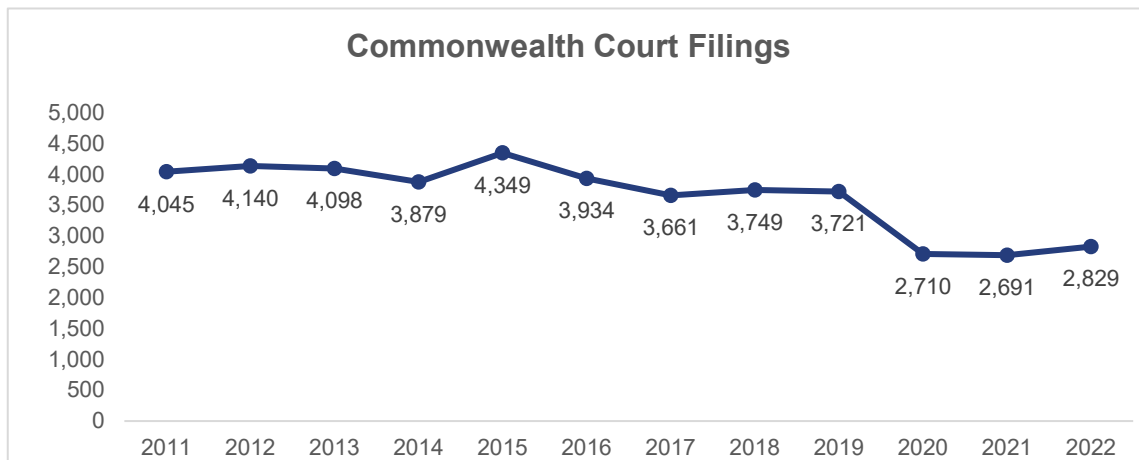
**CASES FILED IN 2022** **2,829 \***

Original Jurisdiction	635
Appeals from Common Pleas Court	676
Appeals from Administrative Agencies	827
Appeals under Fiscal Code	661
Discretionary Appeals	25
Combined Original/Appellate Matters	1
Miscellaneous	0
Insurance Insolvency Actions	4

**CASES DISPOSED IN 2022** **2,539**

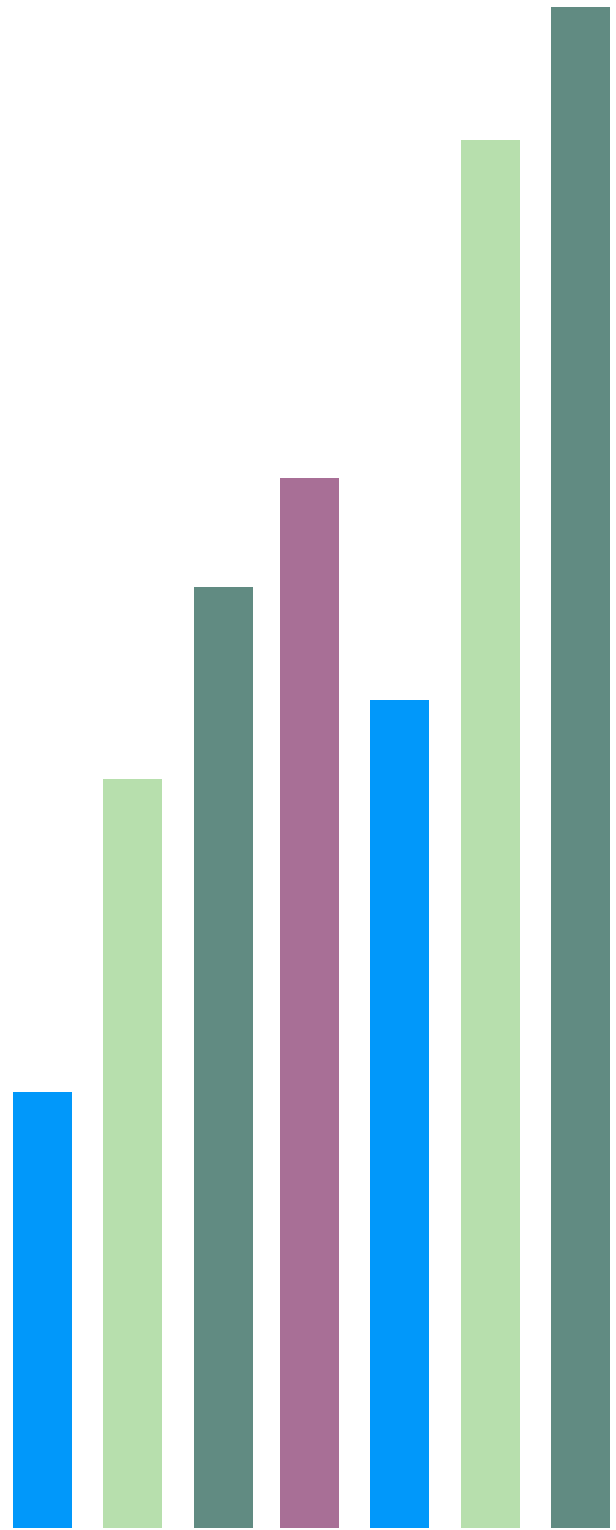
Majority Opinions	740
Consolidated Cases	9
Stipulation for Judgment	525
Withdrawn/Dismissed/Remanded	986
Transferred	76
Other	10
Single Judge Dispositive Orders/Opinions	193

**CASES PENDING 12/31/22** **5,534**



\* Certain miscellaneous and dual jurisdiction cases are excluded.

# County Classifications & Judgeships



## COUNTY CLASS, COUNTY POPULATION, TRIAL COURT & MAGISTERIAL DISTRICT JUDGE COMPLEMENTS

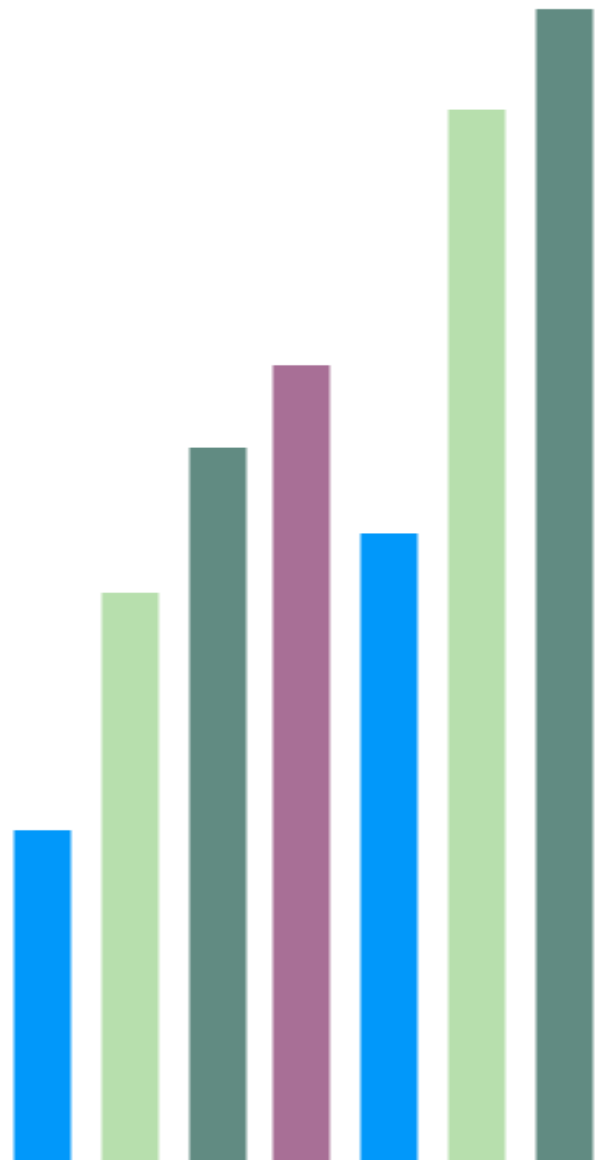
County	County Class	2020 Population (a)	Authorized Trial Court Judgeships (b)	Authorized Limited Jurisdiction Positions (b)	County	County Class	2020 Population (a)	Authorized Trial Court Judgeships (b)	Authorized Limited Jurisdiction Positions (b)
Adams	5	103,852	4	4	Lackawanna	3	215,896	9	10
Allegheny	2	1,250,578	43	46	Lancaster	2A	552,984	15	19
Armstrong	6	65,558	2	4	Lawrence	5	86,070	4	4
Beaver	4	168,215	7	8	Lebanon	5	143,257	4	6
Bedford	6	47,577	2	4	Lehigh	3	374,557	10	13
Berks	3	428,849	13	17	Luzerne	3	325,594	10	16
Blair	5	122,822	5	6	Lycoming	5	114,188	5	6
Bradford	6	59,967	2	4	McKean	6	40,432	2	4
Bucks	2A	646,538	15	18	Mercer	5	110,652	4	5
Butler	4	193,763	6	7	Mifflin	6	46,143	2	3
Cambria	4	133,472	5	8	Monroe	4	168,327	7	9
Cameron	8	4,547	1	3	Montgomery	2A	856,553	24	30
Carbon	6	64,749	3	4	Montour	8	18,136	See Columbia	
Centre	4	158,172	4	6	Northampton	3	312,951	9	14
Chester	3	534,413	14	16	Northumberland	5	91,647	3	4
Clarion	6	37,450	1	4	Perry	6	45,842	See Juniata	
Clearfield	6	80,562	2	4	Philadelphia	1	1,603,797	93	0
Clinton	6	37,450	2	3	Pike	6	58,535	2	4
Columbia	6	64,727	2	5	Potter	8	16,396	1	3
Crawford	6	83,938	3	4	Schuylkill	4	143,049	6	7
Cumberland	3	259,469	7	10	Snyder	7	39,736	2	4
Dauphin	3	286,401	10	15	Somerset	6	74,129	3	5
Delaware	2A	576,830	21	30	Sullivan	8	5,840	1	3
Elk	6	30,990	See Cameron		Susquehanna	6	38,434	1	3
Erie	3	270,876	9	13	Tioga	6	41,045	1	3
Fayette	4	128,804	5	7	Union	7	42,681	See Snyder	
Forest	8	6,973	2	4	Venango	6	50,454	2	3
Franklin	4	155,932	5	10	Warren	6	38,587	See Forest	
Fulton	8	14,556	See Franklin		Washington	4	209,349	7	11
Greene	6	35,954	2	3	Wayne	6	51,155	2	3
Huntingdon	6	44,092	1	3	Westmoreland	3	354,663	11	16
Indiana	6	83,246	3	4	Wyoming	7	26,069	See Sullivan	
Jefferson	6	44,492	1	3	York	3	456,438	15	19
Juniata	7	23,509	2	5	<b>Total</b>		<b>13,002,700</b>	<b>459</b>	<b>509</b>

(a) Source: U.S. Census Bureau.

(b) Authorized Trial Court Judgeships and Magisterial District Judge positions as of December 2022

# Common Pleas Case Management System (CPCMS)

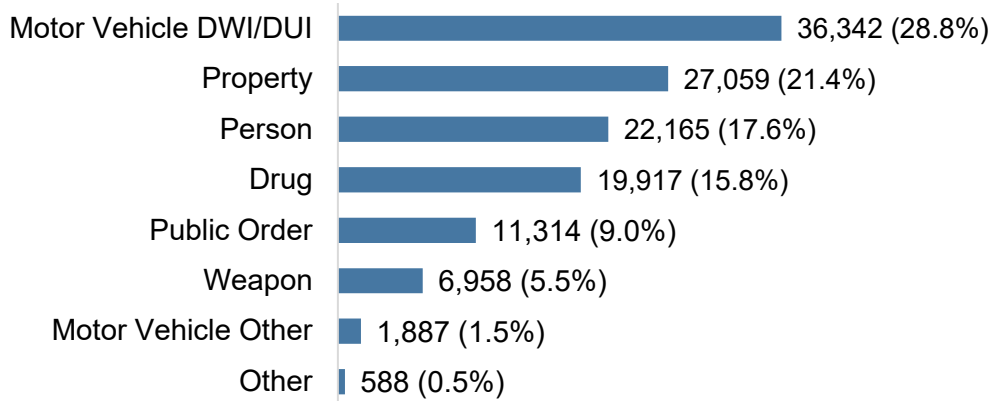
## Criminal Caseload



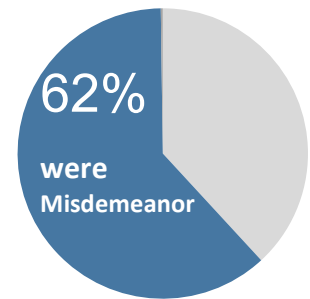
# 2022 Common Pleas State Totals Criminal Caseload

<b>Cases Pending 1/1/22</b>	<b>91,029 <sup>(R)</sup></b>	<b><u>Age of Pending Cases</u></b>
New Cases Filed	126,230	<b>0-60 Days</b> 19,730 24.5%
Refiled/Reopened Cases	12,576	<b>61-120 Days</b> 15,687 19.5%
		<b>121-180 Days</b> 10,516 13.0%
<b>Cases Available for Processing</b>	<b>229,835</b>	<b>181-240 Days</b> 7,467 9.3%
		<b>241-300 Days</b> 6,054 7.5%
<b>Cases Processed</b>	<b>149,213</b>	<b>301-360 Days</b> 4,240 5.3%
		<b>Over 360 Days</b> 16,928 21.0%
<b>Cases Pending 12/31/22</b>	<b>80,622</b>	
		<b>Total 80,622</b>
Cases Awaiting Sentence	12,608	

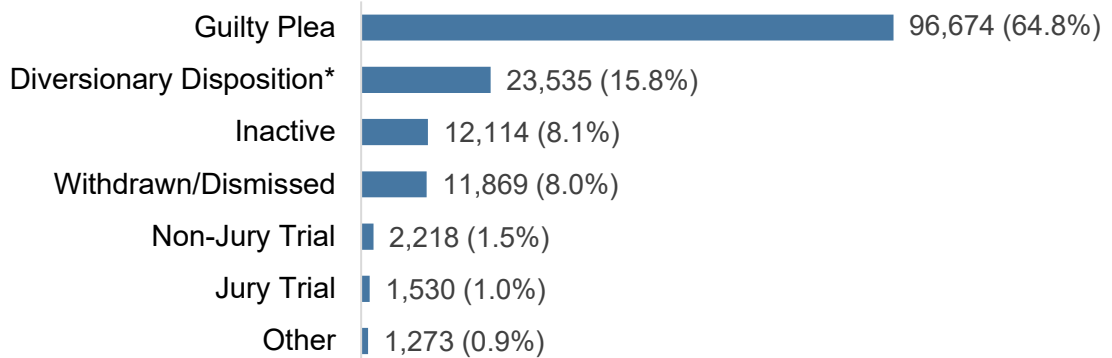
**New Cases Filed By Offense Type:**



**Of all new cases filed:**



**Processed By:**



\* Includes other diversionary programs such as Veterans Court.

(R) - Revised

Common Pleas Criminal - 2022 Available for Processing

	Begin Pending	New Cases Filed	Refiled/ Reopened Cases	Cases Available for Processing	Cases Processed	End Pending	Cases Awaiting Sentence
<b><u>1st Class County</u></b>							
Philadelphia	11,931	9,107	454	21,492	11,727	9,765	1,276
<b><u>2nd Class County</u></b>							
Allegheny	6,743	9,245	1,154	17,142	11,587	5,555	441
<b><u>2A Class Counties</u></b>							
Bucks	3,740	6,246	1,120	11,106	8,398	2,708	607
Delaware	3,310	5,705	581	9,596	6,191	3,405	158
Lancaster	2,849	4,301	350	7,500	4,840	2,660	62
Montgomery	8,804	7,110	859	16,773	11,003	5,770	499
<b><u>3rd Class Counties</u></b>							
Berks	2,615	4,004	337	6,956	4,555	2,401	70
Chester	2,149	3,992	347	6,488	4,247	2,241	120
Cumberland	1,717	2,714	224	4,655	3,101	1,554	360
Dauphin	5,598	5,018	535	11,151	5,302	5,849	233
Erie	1,625	2,893	298	4,816	3,087	1,729	217
Lackawanna	984	1,965	144	3,093	1,993	1,100	845
Lehigh	1,166	3,514	237	4,917	3,779	1,138	176
Luzerne	2,422	3,648	536	6,606	4,537	2,069	663
Northampton	1,963	3,321	343	5,627	3,648	1,979	88
Westmoreland	3,057	4,611	371	8,039	5,058	2,981	205
York	3,319	5,307	600	9,226	6,198	3,028	196
<b><u>4th Class Counties</u></b>							
Beaver	909	1,928	188	3,025	2,167	858	60
Butler	1,119	1,685	205	3,009	2,026	983	288
Cambria	658	1,278	122	2,058	1,362	696	205
Centre	695	1,398	164	2,257	1,689	568	91
Fayette	1,629	2,290	247	4,166	3,006	1,160	121
Franklin	932	1,514	76	2,522	1,855	667	132
Monroe	1,699	2,565	261	4,525	2,806	1,719	628
Schuylkill	1,166	1,537	252	2,955	1,889	1,066	39
Washington	966	2,124	157	3,247	2,280	967	50
<b><u>5th Class Counties</u></b>							
Adams	424	1,511	91	2,026	1,585	441	129
Blair	1,484	2,117	244	3,845	2,525	1,320	202
Lawrence	484	862	100	1,446	961	485	185
Lebanon	1,012	1,504	141	2,657	1,735	922	544
Lycoming	1,022	1,567	42	2,631	1,705	926	157
Mercer	469	1,252	75	1,796	1,233	563	321
Northumberland	1,199	1,238	218	2,655	1,444	1,211	232

Common Pleas Criminal - 2022 Available for Processing

	Begin Pending	New Cases Filed	Refiled/ Reopened Cases	Cases Available for Processing	Cases Processed	End Pending	Cases Awaiting Sentence
<b><u>6th Class Counties</u></b>							
Armstrong	898	995	88	1,981	1,221	760	289
Bedford	270	557	30	857	545	312	36
Bradford	288	606	37	931	678	253	154
Carbon	832	927	216	1,975	1,178	797	200
Clarion	246	464	26	736	511	225	102
Clearfield	695	1,075	74	1,844	1,176	668	108
Clinton	129	506	12	647	497	150	46
Columbia	1,105	846	177	2,128	939	1,189	125
Crawford	547	993	61	1,601	1,099	502	269
Elk	471	538	18	1,027	813	214	14
Greene	275	358	24	657	445	212	7
Huntingdon	324	484	31	839	570	269	55
Indiana	466	838	156	1,460	988	472	108
Jefferson	190	671	48	909	676	233	34
McKean	234	523	13	770	567	203	121
Mifflin	195	516	12	723	562	161	11
Perry	327	709	34	1,070	722	348	105
Pike	323	625	58	1,006	673	333	196
Somerset	803	808	91	1,702	1,049	653	315
Susquehanna	347	392	28	767	498	269	39
Tioga	214	414	28	656	456	200	114
Venango	227	630	42	899	642	257	135
Warren	250	305	18	573	425	148	39
Wayne	152	320	28	500	368	132	9
<b><u>7th Class Counties</u></b>							
Juniata	127	216	18	361	234	127	32
Snyder	267	403	29	699	490	209	48
Union	184	336	36	556	365	191	86
Wyoming	223	366	25	614	413	201	83
<b><u>8th Class Counties</u></b>							
Cameron	48	60	0	108	83	25	4
Forest	27	75	3	105	69	36	3
Fulton	100	178	10	288	199	89	23
Montour	183	110	13	306	172	134	19
Potter	189	265	17	471	329	142	63
Sullivan	14	50	2	66	42	24	16



Common Pleas Criminal - 2022 New Cases by Offense Type

	Motor Vehicle DWI/DUI	Property	Drug	Person	Public Order	Weapon	Motor Vehicle Other	Other	Total	% of Total		
										Felony	Misdemeanor	Summary/ Ungraded
<b><u>1st Class County</u></b>												
Philadelphia*	51	1,645	2,092	2,769	234	2,181	29	106	9,107	96.9	3.0	0.1
<b><u>2nd Class County</u></b>												
Allegheny	2,865	1,760	1,158	1,803	723	744	143	49	9,245	42.4	57.2	0.4
<b><u>2A Class Counties</u></b>												
Bucks	1,719	1,758	1,215	794	508	164	84	4	6,246	25.4	74.4	0.3
Delaware	1,388	1,395	865	1,052	509	435	45	16	5,705	39.1	60.3	0.6
Lancaster	1,357	925	589	748	380	155	116	31	4,301	39.6	60.3	0.1
Montgomery	1,863	2,314	1,036	1,045	508	268	70	6	7,110	36.1	63.9	0.1
<b><u>3rd Class Counties</u></b>												
Berks	932	1,069	601	670	448	208	66	10	4,004	31.9	68.0	0.2
Chester	1,634	797	401	712	300	97	45	6	3,992	33.0	66.9	0.1
Cumberland	998	620	228	521	208	83	31	25	2,714	36.6	63.4	<0.1
Dauphin	1,315	993	684	1,007	580	288	92	59	5,018	40.8	59.1	<0.1
Erie	1,002	673	237	545	252	133	44	7	2,893	38.5	61.5	--
Lackawanna	408	380	331	442	244	132	16	12	1,965	42.6	56.3	1.0
Lehigh	1,366	697	533	386	289	155	86	2	3,514	26.4	73.6	--
Luzerne	1,103	731	617	515	489	130	53	10	3,648	27.9	71.8	0.2
Northampton	985	691	582	590	331	69	66	7	3,321	24.2	75.8	--
Westmoreland	1,199	1,029	940	720	470	166	74	13	4,611	31.3	68.6	0.2
York	1,749	1,030	874	798	447	231	158	20	5,307	31.5	68.4	0.1
<b><u>4th Class Counties</u></b>												
Beaver	723	402	174	334	208	62	21	4	1,928	32.2	67.7	0.2
Butler	663	360	224	252	114	46	20	6	1,685	32.1	67.9	--
Cambria	378	286	144	257	140	45	19	9	1,278	43.3	56.7	0.1
Centre	410	328	320	188	116	18	17	1	1,398	22.5	77.5	0.1
Fayette	615	553	535	250	230	60	42	5	2,290	29.4	70.5	0.1
Franklin	490	388	88	317	153	37	21	20	1,514	36.7	63.3	--
Monroe	1,138	343	378	361	228	85	19	13	2,565	28.3	71.3	0.4
Schuylkill	316	413	277	255	181	54	36	5	1,537	33.0	66.6	0.4
Washington	750	418	293	346	215	62	36	4	2,124	30.2	69.4	0.3
<b><u>5th Class Counties</u></b>												
Adams	943	139	107	154	106	39	20	3	1,511	21.8	78.0	0.2
Blair	314	543	444	438	253	78	36	11	2,117	41.4	58.6	<0.1
Lawrence	268	202	125	128	85	41	12	1	862	38.7	61.3	--
Lebanon	363	264	420	201	158	39	54	5	1,504	22.6	76.6	0.8
Lycoming	417	276	315	313	166	59	16	5	1,567	40.1	59.6	0.3
Mercer	387	293	106	263	119	60	16	8	1,252	43.1	56.9	--
Northumberland	382	211	235	209	129	47	17	8	1,238	33.5	66.5	--

\* In Philadelphia County, Municipal Court processes the majority of misdemeanor cases.

Common Pleas Criminal - 2022 New Cases by Offense Type

	Motor Vehicle DWI/DUI	Property	Drug	Person	Public Order	Weapon	Motor Vehicle Other	Other	Total	% of Total		
										Felony	Misdemeanor	Summary/ Ungraded
<b><u>6th Class Counties</u></b>												
Armstrong	399	128	182	162	83	21	16	4	995	29.3	70.4	0.3
Bedford	173	97	89	115	62	14	4	3	557	28.5	70.9	0.5
Bradford	160	152	89	128	51	17	4	5	606	38.4	61.6	--
Carbon	333	181	132	132	108	29	9	3	927	27.7	72.3	--
Clarion	177	77	69	79	44	13	5	0	464	33.8	66.2	--
Clearfield	339	210	131	184	162	35	10	4	1,075	31.5	68.3	0.2
Clinton	180	94	63	82	49	22	14	2	506	26.9	72.9	0.2
Columbia	257	179	180	101	90	26	9	4	846	28.6	71.3	0.1
Crawford	262	199	222	143	84	29	50	4	993	31.1	65.1	3.8
Elk	172	80	145	72	57	10	2	0	538	24.0	76.0	--
Greene	115	64	35	66	50	10	14	4	358	38.8	61.2	--
Huntingdon	87	107	89	119	54	16	9	3	484	38.8	61.0	0.2
Indiana	407	129	132	86	62	14	7	1	838	24.1	75.9	--
Jefferson	276	89	95	122	66	11	8	4	671	25.8	74.1	0.1
McKean	199	65	86	87	52	14	15	5	523	26.6	72.7	0.8
Mifflin	147	132	64	94	44	16	16	3	516	33.1	66.9	--
Perry	338	91	96	99	64	9	6	6	709	30.7	69.1	0.1
Pike	249	116	88	73	75	18	4	2	625	25.1	74.6	0.3
Somerset	264	158	130	145	74	27	2	8	808	33.4	66.6	--
Susquehanna	151	39	82	41	58	11	8	2	392	36.5	63.5	--
Tioga	146	82	73	51	38	22	0	2	414	29.2	70.8	--
Venango	150	105	91	150	91	24	14	5	630	36.3	63.3	0.3
Warren	114	80	14	60	28	6	3	0	305	38.0	61.6	0.3
Wayne	79	75	31	64	54	8	5	4	320	35.3	63.8	0.9
<b><u>7th Class Counties</u></b>												
Juniata	55	40	28	49	27	9	6	2	216	32.4	67.6	--
Snyder	118	90	70	52	51	16	3	3	403	35.7	64.3	--
Union	125	86	30	51	29	10	2	3	336	33.3	66.7	--
Wyoming	119	52	98	46	36	6	4	5	366	27.6	72.4	--
<b><u>8th Class Counties</u></b>												
Cameron	22	11	11	11	5	0	0	0	60	30.0	70.0	--
Forest	32	12	3	16	6	4	2	0	75	30.7	69.3	--
Fulton	65	40	20	32	8	7	5	1	178	28.1	71.9	--
Montour	47	21	8	19	8	4	3	0	110	34.5	65.5	--
Potter	79	41	59	45	20	8	8	5	265	26.4	71.7	1.9
Sullivan	15	11	14	6	3	1	0	0	50	22.0	78.0	--

Common Pleas Criminal - 2022 Processed

	Guilty Plea	%	Diversions Disposition*	%	Withdrawn/Dismissed	%	Inactive	%
<b><u>1st Class County</u></b>								
Philadelphia	6,164	52.6	414	3.5	3,218	27.4	669	5.7
<b><u>2nd Class County</u></b>								
Allegheny	7,145	61.7	1,734	15.0	1,175	10.1	1,015	8.8
<b><u>2A Class Counties</u></b>								
Bucks	5,203	62.0	1,313	15.6	581	6.9	1,081	12.9
Delaware	4,142	66.9	1,017	16.4	360	5.8	468	7.6
Lancaster	3,075	63.5	1,112	23.0	210	4.3	326	6.7
Montgomery	7,586	68.9	1,020	9.3	564	5.1	1,690	15.4
<b><u>3rd Class Counties</u></b>								
Berks	2,753	60.4	1,167	25.6	266	5.8	236	5.2
Chester	2,900	68.3	810	19.1	132	3.1	308	7.3
Cumberland	1,976	63.7	690	22.3	176	5.7	185	6.0
Dauphin	3,718	70.1	442	8.3	319	6.0	639	12.1
Erie	2,089	67.7	600	19.4	126	4.1	174	5.6
Lackawanna	1,431	71.8	273	13.7	134	6.7	112	5.6
Lehigh	2,213	58.6	1,211	32.0	109	2.9	203	5.4
Luzerne	2,978	65.6	627	13.8	194	4.3	573	12.6
Northampton	2,183	59.8	895	24.5	120	3.3	389	10.7
Westmoreland	3,355	66.3	912	18.0	367	7.3	306	6.0
York	4,395	70.9	732	11.8	298	4.8	579	9.3
<b><u>4th Class Counties</u></b>								
Beaver	1,384	63.9	558	25.7	106	4.9	77	3.6
Butler	1,202	59.3	450	22.2	163	8.0	178	8.8
Cambria	912	67.0	242	17.8	100	7.3	64	4.7
Centre	798	47.2	486	28.8	287	17.0	102	6.0
Fayette	2,085	69.4	397	13.2	247	8.2	217	7.2
Franklin	1,310	70.6	216	11.6	218	11.8	58	3.1
Monroe	1,714	61.1	621	22.1	123	4.4	247	8.8
Schuylkill	1,255	66.4	258	13.7	161	8.5	139	7.4
Washington	1,583	69.4	414	18.2	75	3.3	173	7.6
<b><u>5th Class Counties</u></b>								
Adams	1,011	63.8	432	27.3	40	2.5	60	3.8
Blair	1,883	74.6	232	9.2	87	3.4	184	7.3
Lawrence	551	57.3	213	22.2	117	12.2	69	7.2
Lebanon	1,106	63.7	335	19.3	55	3.2	194	11.2
Lycoming	1,249	73.3	230	13.5	170	10.0	22	1.3
Mercer	890	72.2	119	9.7	129	10.5	71	5.8
Northumberland	878	60.8	192	13.3	128	8.9	213	14.8

Common Pleas Criminal - 2022 Processed

	Non-Jury Trial	%	Jury Trial	%	Other	%	Cases Processed
<b><u>1st Class County</u></b>							
Philadelphia	920	7.8	208	1.8	134	1.1	11,727
<b><u>2nd Class County</u></b>							
Allegheny	417	3.6	64	0.6	37	0.3	11,587
<b><u>2A Class Counties</u></b>							
Bucks	73	0.9	33	0.4	114	1.4	8,398
Delaware	92	1.5	61	1.0	51	0.8	6,191
Lancaster	25	0.5	67	1.4	25	0.5	4,840
Montgomery	61	0.6	57	0.5	25	0.2	11,003
<b><u>3rd Class Counties</u></b>							
Berks	45	1.0	41	0.9	47	1.0	4,555
Chester	40	0.9	44	1.0	13	0.3	4,247
Cumberland	27	0.9	33	1.1	14	0.5	3,101
Dauphin	40	0.8	74	1.4	70	1.3	5,302
Erie	19	0.6	55	1.8	24	0.8	3,087
Lackawanna	8	0.4	17	0.9	18	0.9	1,993
Lehigh	8	0.2	19	0.5	16	0.4	3,779
Luzerne	27	0.6	38	0.8	100	2.2	4,537
Northampton	10	0.3	37	1.0	14	0.4	3,648
Westmoreland	47	0.9	45	0.9	26	0.5	5,058
York	52	0.8	54	0.9	88	1.4	6,198
<b><u>4th Class Counties</u></b>							
Beaver	18	0.8	16	0.7	8	0.4	2,167
Butler	17	0.8	12	0.6	4	0.2	2,026
Cambria	12	0.9	5	0.4	27	2.0	1,362
Centre	6	0.4	6	0.4	4	0.2	1,689
Fayette	15	0.5	44	1.5	1	<0.1	3,006
Franklin	11	0.6	38	2.0	4	0.2	1,855
Monroe	35	1.2	50	1.8	16	0.6	2,806
Schuylkill	15	0.8	53	2.8	8	0.4	1,889
Washington	6	0.3	9	0.4	20	0.9	2,280
<b><u>5th Class Counties</u></b>							
Adams	23	1.5	9	0.6	10	0.6	1,585
Blair	5	0.2	24	1.0	110	4.4	2,525
Lawrence	5	0.5	5	0.5	1	0.1	961
Lebanon	11	0.6	29	1.7	5	0.3	1,735
Lycoming	4	0.2	20	1.2	10	0.6	1,705
Mercer	8	0.6	15	1.2	1	0.1	1,233
Northumberland	13	0.9	11	0.8	9	0.6	1,444

Common Pleas Criminal - 2022 Processed

	Guilty Plea	%	Diversiónary Disposition*	%	% Withdrawn/Dismissed	%	Inactive	%
<b><u>6th Class Counties</u></b>								
Armstrong	736	60.3	234	19.2	90	7.4	129	10.6
Bedford	411	75.4	74	13.6	23	4.2	30	5.5
Bradford	503	74.2	90	13.3	35	5.2	28	4.1
Carbon	739	62.7	206	17.5	99	8.4	93	7.9
Clarion	379	74.2	59	11.5	43	8.4	17	3.3
Clearfield	876	74.5	153	13.0	28	2.4	80	6.8
Clinton	355	71.4	104	20.9	9	1.8	14	2.8
Columbia	528	56.2	153	16.3	165	17.6	66	7.0
Crawford	936	85.2	73	6.6	30	2.7	49	4.5
Elk	531	65.3	192	23.6	47	5.8	34	4.2
Greene	300	67.4	77	17.3	33	7.4	17	3.8
Huntingdon	437	76.7	63	11.1	41	7.2	10	1.8
Indiana	622	63.0	189	19.1	99	10.0	71	7.2
Jefferson	413	61.1	201	29.7	27	4.0	22	3.3
McKean	370	65.3	114	20.1	27	4.8	17	3.0
Mifflin	486	86.5	29	5.2	30	5.3	8	1.4
Perry	525	72.7	118	16.3	49	6.8	21	2.9
Pike	437	64.9	104	15.5	34	5.1	84	12.5
Somerset	713	68.0	124	11.8	93	8.9	87	8.3
Susquehanna	314	63.1	114	22.9	17	3.4	22	4.4
Tioga	270	59.2	113	24.8	39	8.6	23	5.0
Venango	489	76.2	87	13.6	36	5.6	23	3.6
Warren	299	70.4	74	17.4	27	6.4	8	1.9
Wayne	234	63.6	57	15.5	46	12.5	23	6.3
<b><u>7th Class Counties</u></b>								
Juniata	164	70.1	55	23.5	2	0.9	0	--
Snyder	363	74.1	41	8.4	34	6.9	22	4.5
Union	279	76.4	10	2.7	21	5.8	32	8.8
Wyoming	267	64.6	72	17.4	33	8.0	32	7.7
<b><u>8th Class Counties</u></b>								
Cameron	50	60.2	23	27.7	7	8.4	0	--
Forest	43	62.3	18	26.1	3	4.3	2	2.9
Fulton	131	65.8	39	19.6	16	8.0	5	2.5
Montour	104	60.5	32	18.6	15	8.7	14	8.1
Potter	226	68.7	70	21.3	13	4.0	10	3.0
Sullivan	27	64.3	9	21.4	3	7.1	0	--

\* includes other diversionary programs such as Veterans Court.

Common Pleas Criminal - 2022 Processed

	Non-Jury Trial	%	Jury Trial	%	Other	%	Cases Processed
<b><u>6th Class Counties</u></b>							
Armstrong	11	0.9	9	0.7	12	1.0	1,221
Bedford	0	--	3	0.6	4	0.7	545
Bradford	7	1.0	5	0.7	10	1.5	678
Carbon	4	0.3	6	0.5	31	2.6	1,178
Clarion	1	0.2	12	2.3	0	--	511
Clearfield	4	0.3	18	1.5	17	1.4	1,176
Clinton	3	0.6	5	1.0	7	1.4	497
Columbia	2	0.2	9	1.0	16	1.7	939
Crawford	8	0.7	1	0.1	2	0.2	1,099
Elk	4	0.5	4	0.5	1	0.1	813
Greene	4	0.9	13	2.9	1	0.2	445
Huntingdon	4	0.7	11	1.9	4	0.7	570
Indiana	2	0.2	4	0.4	1	0.1	988
Jefferson	1	0.1	2	0.3	10	1.5	676
McKean	14	2.5	20	3.5	5	0.9	567
Mifflin	2	0.4	6	1.1	1	0.2	562
Perry	2	0.3	4	0.6	3	0.4	722
Pike	0	--	7	1.0	7	1.0	673
Somerset	3	0.3	9	0.9	20	1.9	1,049
Susquehanna	2	0.4	3	0.6	26	5.2	498
Tioga	2	0.4	7	1.5	2	0.4	456
Venango	0	--	6	0.9	1	0.2	642
Warren	1	0.2	12	2.8	4	0.9	425
Wayne	0	--	7	1.9	1	0.3	368
<b><u>7th Class Counties</u></b>							
Juniata	3	1.3	9	3.8	1	0.4	234
Snyder	7	1.4	16	3.3	7	1.4	490
Union	3	0.8	12	3.3	8	2.2	365
Wyoming	1	0.2	3	0.7	5	1.2	413
<b><u>8th Class Counties</u></b>							
Cameron	2	2.4	1	1.2	0	--	83
Forest	0	--	0	--	3	4.3	69
Fulton	3	1.5	4	2.0	1	0.5	199
Montour	0	--	3	1.7	4	2.3	172
Potter	3	0.9	3	0.9	4	1.2	329
Sullivan	0	--	3	7.1	0	--	42

Common Pleas Criminal - 2022 Age of Pending Cases

	0-60 Days	%	61-120 Days	%	121-180 Days	%	181-240 Days	%	241-300 Days	%	301-360 Days	%	Over 360 Days	%
<b><u>1st Class County</u></b>														
Philadelphia	1,337	13.7	1,245	12.7	980	10.0	931	9.5	954	9.8	739	7.6	3,579	36.7
<b><u>2nd Class County</u></b>														
Allegheny	1,548	27.9	1,191	21.4	841	15.1	523	9.4	360	6.5	237	4.3	855	15.4
<b><u>2A Class Counties</u></b>														
Bucks	993	36.7	811	29.9	322	11.9	153	5.6	88	3.2	66	2.4	275	10.2
Delaware	952	28.0	601	17.7	373	11.0	291	8.5	275	8.1	195	5.7	718	21.1
Lancaster	627	23.6	592	22.3	429	16.1	245	9.2	152	5.7	141	5.3	474	17.8
Montgomery	1,261	21.9	1,013	17.6	745	12.9	666	11.5	532	9.2	340	5.9	1,213	21.0
<b><u>3rd Class Counties</u></b>														
Berks	649	27.0	549	22.9	323	13.5	209	8.7	175	7.3	105	4.4	391	16.3
Chester	620	27.7	493	22.0	391	17.4	197	8.8	161	7.2	119	5.3	260	11.6
Cumberland	395	25.4	348	22.4	249	16.0	170	10.9	95	6.1	105	6.8	192	12.4
Dauphin	883	15.1	780	13.3	569	9.7	567	9.7	503	8.6	399	6.8	2,148	36.7
Erie	515	29.8	373	21.6	286	16.5	151	8.7	143	8.3	77	4.5	184	10.6
Lackawanna	270	24.5	269	24.5	152	13.8	120	10.9	89	8.1	58	5.3	142	12.9
Lehigh	584	51.3	244	21.4	125	11.0	60	5.3	38	3.3	32	2.8	55	4.8
Luzerne	585	28.3	375	18.1	276	13.3	198	9.6	146	7.1	83	4.0	406	19.6
Northampton	525	26.5	468	23.6	286	14.5	175	8.8	155	7.8	97	4.9	273	13.8
Westmoreland	716	24.0	450	15.1	357	12.0	322	10.8	218	7.3	181	6.1	737	24.7
York	845	27.9	703	23.2	435	14.4	309	10.2	217	7.2	149	4.9	370	12.2
<b><u>4th Class Counties</u></b>														
Beaver	289	33.7	217	25.3	126	14.7	72	8.4	43	5.0	38	4.4	73	8.5
Butler	237	24.1	160	16.3	163	16.6	88	9.0	92	9.4	39	4.0	204	20.8
Cambria	203	29.2	213	30.6	99	14.2	53	7.6	39	5.6	16	2.3	73	10.5
Centre	190	33.5	119	21.0	72	12.7	52	9.2	26	4.6	13	2.3	96	16.9
Fayette	297	25.6	243	20.9	158	13.6	149	12.8	122	10.5	63	5.4	128	11.0
Franklin	212	31.8	88	13.2	73	10.9	33	4.9	44	6.6	29	4.3	188	28.2
Monroe	386	22.5	313	18.2	285	16.6	173	10.1	148	8.6	106	6.2	308	17.9
Schuylkill	256	24.0	221	20.7	169	15.9	74	6.9	67	6.3	44	4.1	235	22.0
Washington	294	30.4	184	19.0	108	11.2	83	8.6	64	6.6	51	5.3	183	18.9
<b><u>5th Class Counties</u></b>														
Adams	215	48.8	130	29.5	44	10.0	28	6.3	14	3.2	6	1.4	4	0.9
Blair	357	27.0	210	15.9	152	11.5	103	7.8	90	6.8	57	4.3	351	26.6
Lawrence	125	25.8	120	24.7	81	16.7	46	9.5	35	7.2	13	2.7	65	13.4
Lebanon	241	26.1	229	24.8	164	17.8	107	11.6	56	6.1	43	4.7	82	8.9
Lycoming	224	24.2	143	15.4	106	11.4	84	9.1	87	9.4	56	6.0	226	24.4
Mercer	216	38.4	218	38.7	73	13.0	29	5.2	9	1.6	8	1.4	10	1.8
Northumberland	161	13.3	172	14.2	116	9.6	109	9.0	105	8.7	82	6.8	466	38.5

Common Pleas Criminal - 2022 Age of Pending Cases

	0-60 Days	%	61-120 Days	%	121-180 Days	%	181-240 Days	%	241-300 Days	%	301-360 Days	%	Over 360 Days	%
<b><u>6th Class Counties</u></b>														
Armstrong	152	20.0	154	20.3	132	17.4	93	12.2	65	8.6	42	5.5	122	16.1
Bedford	79	25.3	70	22.4	52	16.7	28	9.0	15	4.8	18	5.8	50	16.0
Bradford	83	32.8	88	34.8	35	13.8	12	4.7	12	4.7	10	4.0	13	5.1
Carbon	159	19.9	145	18.2	87	10.9	61	7.7	64	8.0	42	5.3	239	30.0
Clarion	70	31.1	63	28.0	39	17.3	21	9.3	15	6.7	4	1.8	13	5.8
Clearfield	159	23.8	143	21.4	112	16.8	88	13.2	36	5.4	30	4.5	100	15.0
Clinton	62	41.3	38	25.3	13	8.7	12	8.0	12	8.0	5	3.3	8	5.3
Columbia	148	12.4	129	10.8	105	8.8	105	8.8	92	7.7	69	5.8	541	45.5
Crawford	167	33.3	157	31.3	64	12.7	32	6.4	19	3.8	10	2.0	53	10.6
Elk	72	33.6	68	31.8	41	19.2	10	4.7	12	5.6	2	0.9	9	4.2
Greene	51	24.1	53	25.0	27	12.7	23	10.8	16	7.5	10	4.7	32	15.1
Huntingdon	63	23.4	45	16.7	36	13.4	25	9.3	16	5.9	15	5.6	69	25.7
Indiana	130	27.5	146	30.9	63	13.3	36	7.6	15	3.2	22	4.7	60	12.7
Jefferson	105	45.1	82	35.2	30	12.9	10	4.3	4	1.7	0	--	2	0.9
McKean	64	31.5	41	20.2	23	11.3	18	8.9	25	12.3	7	3.4	25	12.3
Mifflin	61	37.9	32	19.9	21	13.0	13	8.1	8	5.0	3	1.9	23	14.3
Perry	110	31.6	87	25.0	51	14.7	22	6.3	19	5.5	12	3.4	47	13.5
Pike	87	26.1	68	20.4	50	15.0	23	6.9	22	6.6	5	1.5	78	23.4
Somerset	148	22.7	112	17.2	82	12.6	66	10.1	66	10.1	44	6.7	135	20.7
Susquehanna	57	21.2	36	13.4	36	13.4	29	10.8	41	15.2	21	7.8	49	18.2
Tioga	52	26.0	47	23.5	33	16.5	20	10.0	17	8.5	11	5.5	20	10.0
Venango	73	28.4	75	29.2	36	14.0	21	8.2	12	4.7	6	2.3	34	13.2
Warren	43	29.1	42	28.4	30	20.3	13	8.8	9	6.1	4	2.7	7	4.7
Wayne	42	31.8	34	25.8	18	13.6	13	9.8	7	5.3	2	1.5	16	12.1
<b><u>7th Class Counties</u></b>														
Juniata	28	22.0	31	24.4	17	13.4	3	2.4	13	10.2	3	2.4	32	25.2
Snyder	59	28.2	67	32.1	40	19.1	20	9.6	12	5.7	6	2.9	5	2.4
Union	49	25.7	48	25.1	40	20.9	21	11.0	12	6.3	3	1.6	18	9.4
Wyoming	42	20.9	37	18.4	22	10.9	26	12.9	21	10.4	25	12.4	28	13.9
<b><u>8th Class Counties</u></b>														
Cameron	12	48.0	3	12.0	4	16.0	1	4.0	0	--	1	4.0	4	16.0
Forest	6	16.7	7	19.4	10	27.8	3	8.3	3	8.3	3	8.3	4	11.1
Fulton	29	32.6	13	14.6	6	6.7	8	9.0	3	3.4	2	2.2	28	31.5
Montour	22	16.4	7	5.2	16	11.9	9	6.7	11	8.2	6	4.5	63	47.0
Potter	30	21.1	28	19.7	16	11.3	12	8.5	16	11.3	8	5.6	32	22.5
Sullivan	8	33.3	6	25.0	1	4.2	0	--	2	8.3	2	8.3	5	20.8



---

---

## CRIMINAL

... cases in which a person is charged with having committed or omitted an act against the state.

<b>Age of Pending Cases</b>	A breakdown of the active criminal caseload by the interval of time elapsed from the date of first filing or refiling to the last day of the year. Age does not include lower court time elapsed from complaint or arrest until filing at the common pleas level.
<b>Begin Pending</b>	Active cases awaiting adjudication at the start of the reporting period, or the first day of the year.
<b>Cases Available for Processing</b>	The sum of Begin Pending plus New Cases Filed plus Reopened Cases for the calendar year.
<b>Cases Awaiting Sentencing</b>	Refers to those cases in which a guilty verdict has been rendered or a guilty plea accepted, but for which the penalty has not yet been imposed.
<b>Cases Processed</b>	<p>To count as processed; a case must have been Adjudicated or Closed during the reporting period. These cases are then categorized by disposition type and include:</p> <p><b>Diversionary Disposition:</b> A disposition category for cases in which the defendant is accepted into a state or county ARD (Accelerated Rehabilitative Disposition) program, which is a pre-trial diversionary program similar to probation. Upon successful completion of all conditions of the program, the defendant may petition the court to dismiss the charges. If an ARD is unsuccessful the case will reappear in the active caseload as a Refiled/ Reopened Case.</p> <p><b>Guilty Plea:</b> A disposition category for cases in which the defendant admits having committed an offense for which he is charged, or admits to a lesser felony, misdemeanor or summary offense.</p> <p><b>Inactive:</b> A disposition category for cases in which the defendant is not available for processing, including defendants declared fugitive, those with a pre-adjudicatory warrant, and those in the custody of another jurisdiction.</p> <p><b>Jury Trial:</b> A disposition category for cases adjudicated following the verdict of a jury.</p> <p><b>Non-Jury Trial:</b> A disposition category for cases adjudicated by the verdict of a judge.</p> <p><b>Other:</b> Includes cases that were processed with any disposition that is not counted in any other category. These can include specific dispositions such as <i>Defendant Deceased</i> or <i>Case Transferred</i>, but also cases that are <i>Uncategorized</i>, i.e. there is a change in status from Active to Adjudicated or Closed but there is no associated final disposition recorded on the case.</p>

---

---

**Withdrawn/Dismissed (quashed, nolle prosequi, etc.):**

*Withdrawn:* Cases in which the charges against the defendant have been retracted.

*Dismissed:* Cases in which the jurisdiction of the court is terminated by the court.

*Nol Pros/Nolle Prosequi:* A formal notice on the record that the prosecution will not proceed with the case that has been accepted by the court.

**End Pending**

The sum of Cases Available for Disposition less Cases Processed for the calendar year. This is the total number of cases awaiting disposition at the end of the year.

**New Cases**

A new criminal action is initiated with a Misdemeanor or Felony case held for or waived to common pleas court after a preliminary hearing. The unit of count is the OTN (Offense Tracking Number).

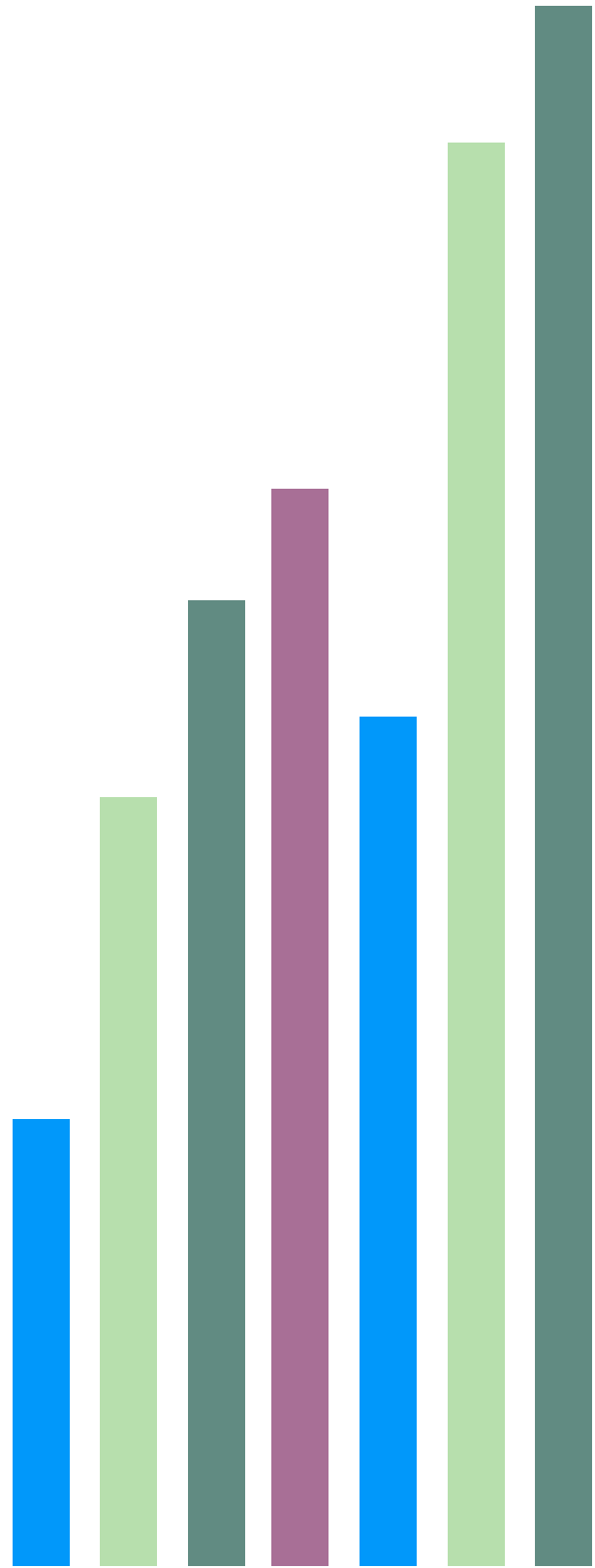
**Misdemeanor:** A statutory class of crime generally less serious than a felony offense and punishable by a fine, a jail term not to exceed five years, or both.

**Felony:** A crime, typically involving violence, regarded as more serious than a misdemeanor and punishable by imprisonment.

**Refiled/Reopened Cases**

Cases that were previously closed or inactive and became active during the reporting period. Included are cases that are re-filed, cases with a pre-adjudicatory warrant returned, cases previously disposed as a diversionary disposition but ARD was unsuccessful, or a guilty plea was withdrawn.

# Civil Caseload



# 2022 Common Pleas State Totals

## Civil Caseload

### Civil Action & Civil Other

**Cases Pending 1/1/22** **206,994<sup>(R)</sup>**

Docketed Cases	112,340
Arbitration Appeals	1,858
Cases Transferred In	669
Returned to Active	7,358

**Cases Available for Processing** **329,219**

**Cases Processed** **133,098**

**End Pending 12/31/22** **196,121**

**End Pending Breakdown:**

<b>Civil Action</b>	<b>111,270</b>	<b>56.7%</b>
<b>Civil Other</b>	<b>84,851</b>	<b>43.3%</b>

### Age of Pending Civil Actions

<b>0-6 Months</b>	34,191	30.7%
<b>7-12 Months</b>	18,275	16.4%
<b>13-18 Months</b>	13,931	12.5%
<b>19-24 Months</b>	10,922	9.8%
<b>25-30 Months</b>	8,483	7.6%
<b>31-36 Months</b>	5,485	4.9%
<b>37-42 Months</b>	4,519	4.1%
<b>43-48 Months</b>	3,278	2.9%
<b>49-54 Months</b>	2,220	2.0%
<b>55-60 Months</b>	1,844	1.7%
<b>61-66 Months</b>	1,566	1.4%
<b>67-72 Months</b>	1,237	1.1%
<b>Over 72 Months</b>	5,319	4.8%

**Total** **111,270\***

Of the Docketed Cases:

Civil Action	73,305	65.3%
Civil Other	39,035	34.7%

\* Civil Other includes:

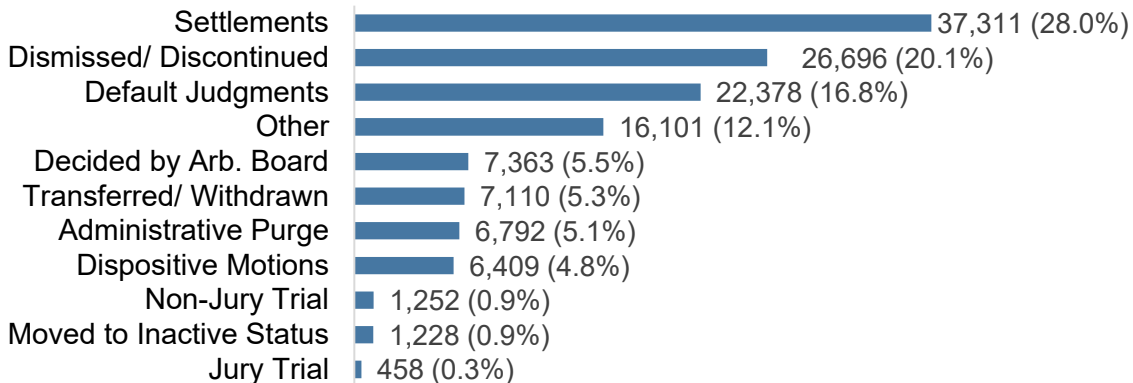
Real Property - Ejectment, Eminent Domain/Condemnation, Mortgage Foreclosure: Residential and Commercial, Partition, Quiet Title

Civil Appeals - Board of Assessment, Board of Election, Department of Transportation, Zoning Board, Statutory Appeals

Miscellaneous - Common Law/Statutory Arbitration, Declaratory Judgment, Mandamus, Non-Domestic Restraining Orders, Quo Warranto, Replevin

Pro Se Filings	9,676
Class Action Suits	181
MDJ Appeals	7,737

**Processed By:**

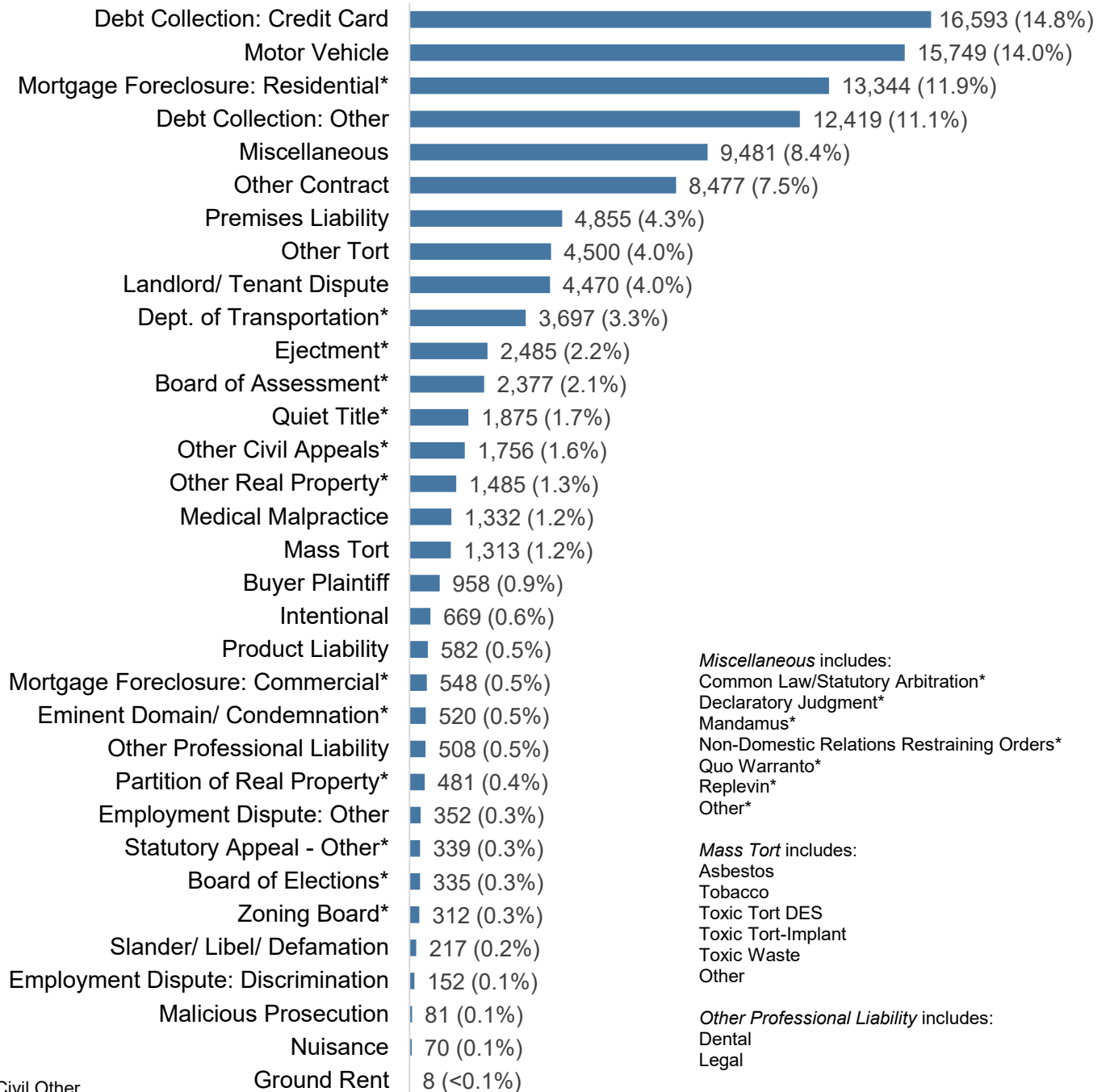


(R) - Revised

# 2022 Common Pleas State Totals

## Civil Case Types

### Civil Case Types:



### Total Filings By Case Category

Contract (does not include judgments)	38,951	34.7%	Civil Appeals - Admin. Agencies	8,816	7.8%
Tort (does not include mass tort)	26,723	23.8%	Professional Liability	1,840	1.6%
Real Property	25,216	22.4%	Mass Tort	1,313	1.2%
Miscellaneous	9,481	8.4%	<b>Total</b>	<b>112,340</b>	

Common Pleas Civil Action & Civil Other - 2022 Filings

**End Pending Breakdown**

	Begin Pending	Docketed Cases	Arb. Appeals	Cases Transf'd In	Returned to Active	Cases Processed	End Pending	Civil Action	Civil Other
<b><u>1st Class County</u></b>									
Philadelphia	43,999	30,247	947	8	2,658	42,466	35,393	28,026	7,367
<b><u>2nd Class County</u></b>									
Allegheny	14,153	11,947	247	0	239	14,493	12,093	11,542	551
<b><u>2A Class Counties</u></b>									
Bucks	6,391 (R)	4,783	78	75	0	5,437	5,890	4,442	1,448
Delaware	9,909	5,423	140	88	11	5,401	10,170	5,871	4,299
Lancaster	6,141	1,583	10	11	124	3,698	4,171	2,177	1,994
Montgomery	18,726	6,316	114	116	93	6,469	18,896	9,241	9,655
<b><u>3rd Class Counties</u></b>									
Berks	3,623	2,517	6	13	40	2,674	3,525	2,036	1,489
Chester	3,704	3,337	31	31	97	3,136	4,064	1,604	2,460
Cumberland	2,441 (R)	1,405	7	0	3,423	4,660	2,616	1,490	1,126
Dauphin	2,954	1,994	8	11	6	1,852	3,121	2,139	982
Erie	3,409 (R)	1,692	4	0	62	1,690	3,477	1,712	1,765
Lackawanna	8,747 (R)	2,208	1	0	0	2,349	8,607	4,257	4,350
Lehigh	2,907	2,765	60	23	45	3,165	2,635	1,933	702
Luzerne	7,576	3,124	27	0	0	4,031	6,696	3,754	2,942
Northampton	5,696	2,202	21	164	74	2,086	6,071	3,208	2,863
Westmoreland	8,693 (R)	2,825	30	0	0	2,904	8,644	2,236	6,408
York	3,174 (R)	2,688	9	12	4	2,378	3,509	2,435	1,074
<b><u>4th Class Counties</u></b>									
Beaver	903 (R)	1,521	3	0	47	1,601	873	455	418
Butler	2,221 (R)	900	0	67	7	653	2,542	1,386	1,156
Cambria	2,236	895	4	6	16	1,154	2,003	734	1,269
Centre	1,063 (R)	606	2	0	14	600	1,085	483	602
Fayette	1,444	1,213	12	0	132	1,221	1,580	919	661
Franklin	1,160	804	1	0	26	803	1,188	759	429
Monroe	7,200 (R)	2,949	17	0	138	2,013	8,291	1,960	6,331
Schuylkill	2,052	1,132	3	0	15	1,037	2,165	1,428	737
Washington	3,867 (R)	1,250	16	0	0	1,323	3,810	146	3,664
<b><u>5th Class Counties</u></b>									
Adams	484	553	5	1	9	569	483	284	199
Blair	1,111 (R)	852	0	1	1	804	1,161	806	355
Lawrence	1,358	616	0	0	0	554	1,420	877	543
Lebanon	1,135	836	5	3	5	582	1,402	1,006	396
Lycoming	744 (R)	699	4	3	7	695	762	545	217
Mercer	898	795	7	0	0	873	827	432	395
Northumberland	1,493 (R)	523	0	0	0	367	1,649	969	680

(R) - Revised

Common Pleas Civil Action & Civil Other - 2022 Filings

**End Pending Breakdown**

	<b>Begin Pending</b>	<b>Docketed Cases</b>	<b>Arb. Appeals</b>	<b>Cases Transf'd In</b>	<b>Returned to Active</b>	<b>Cases Processed</b>	<b>End Pending</b>	<b>Civil Action</b>	<b>Civil Other</b>
<b><u>6th Class Counties</u></b>									
Armstrong	455	388	0	0	0	444	399	257	142
Bedford	548	272	3	0	1	197	627	396	231
Bradford	1,638 (R)	401	6	0	0	575	1,470	388	1,082
Carbon	456	627	4	0	1	537	551	355	196
Clarion	548 (R)	220	0	0	0	347	421	190	231
Clearfield	1,850 (R)	608	0	7	0	343	2,122	529	1,593
Clinton	225	293	8	0	16	348	194	105	89
Columbia	448	308	4	0	1	312	449	310	139
Crawford	564	432	2	1	5	454	550	369	181
Elk	316 (R)	175	0	0	3	244	250	175	75
Greene	423	236	4	0	0	256	407	160	247
Huntingdon	451 (R)	258	0	0	0	146	563	269	294
Indiana	763	352	0	25	0	305	835	558	277
Jefferson	263	267	0	0	5	269	266	180	86
McKean	165	181	0	0	0	173	173	105	68
Mifflin	422 (R)	229	0	0	2	252	401	143	258
Perry	1,110 (R)	226	0	0	1	55	1,282	620	662
Pike	827	681	1	0	0	568	941	342	599
Somerset	550	501	1	0	16	463	605	434	171
Susquehanna	350 (R)	282	0	0	0	317	315	198	117
Tioga	8,554	175	1	0	2	656	8,076	1,829	6,247
Venango	1,372	223	0	0	0	517	1,078	398	680
Warren	321	202	0	0	0	175	348	169	179
Wayne	356	533	3	0	10	460	442	240	202
<b><u>7th Class Counties</u></b>									
Juniata	612	52	0	0	0	48	616	336	280
Snyder	166 (R)	213	2	2	2	194	191	112	79
Union	229	170	0	1	0	201	199	118	81
Wyoming	466	195	0	0	0	196	465	154	311
<b><u>8th Class Counties</u></b>									
Cameron	57	47	0	0	0	28	76	34	42
Forest	67	44	0	0	0	38	73	47	26
Fulton	116	88	0	0	0	54	150	81	69
Montour	408 (R)	138	0	0	0	90	456	221	235
Potter	165	99	0	0	0	72	192	123	69
Sullivan	121	24	0	0	0	26	119	33	86

(R) - Revised

Common Pleas Civil Action Civil Other - 2022 Docketed Cases by Case Type

	Contract	%	Real Property	%	Tort	%	Miscellaneous	%	Civil Appeals (Administrative Agencies)	%
<b><u>1st Class County</u></b>										
Philadelphia	6,409	21.2	4,439	14.7	12,724	42.1	4,096*	13.5	951	3.1
<b><u>2nd Class County</u></b>										
Allegheny	4,299	36.0	3,803	31.8	2,474	20.7	119	1.0	887	7.4
<b><u>2A Class Counties</u></b>										
Bucks	1,947	40.7	905	18.9	947	19.8	427	8.9	478	10.0
Delaware	1,499	27.6	1,555	28.7	1,305	24.1	309	5.7	668	12.3
Lancaster	548	34.6	457	28.9	323	20.4	120	7.6	105	6.6
Montgomery	2,459	38.9	1,228	19.4	1,494	23.7	442	7.0	523	8.3
<b><u>3rd Class Counties</u></b>										
Berks	1,055	41.9	630	25.0	461	18.3	71	2.8	267	10.6
Chester	1,508	45.2	549	16.5	497	14.9	285	8.5	447	13.4
Cumberland	649	46.2	267	19.0	203	14.4	102	7.3	161	11.5
Dauphin	821	41.2	551	27.6	331	16.6	104	5.2	136	6.8
Erie	700	41.4	453	26.8	258	15.2	88	5.2	151	8.9
Lackawanna	860	38.9	374	16.9	513	23.2	231	10.5	174	7.9
Lehigh	1,113	40.3	412	14.9	651	23.5	81	2.9	470	17.0
Luzerne	1,018	32.6	1,078	34.5	569	18.2	121	3.9	271	8.7
Northampton	1,066	48.4	449	20.4	386	17.5	77	3.5	195	8.9
Westmoreland	1,115	39.5	786	27.8	374	13.2	286	10.1	215	7.6
York	1,226	45.6	744	27.7	387	14.4	165	6.1	137	5.1
<b><u>4th Class Counties</u></b>										
Beaver	477	31.4	419	27.5	166	10.9	330	21.7	101	6.6
Butler	465	51.7	218	24.2	154	17.1	28	3.1	19	2.1
Cambria	412	46.0	253	28.3	93	10.4	58	6.5	55	6.1
Centre	295	48.7	99	16.3	84	13.9	32	5.3	89	14.7
Fayette	530	43.7	342	28.2	161	13.3	88	7.3	79	6.5
Franklin	397	49.4	209	26.0	99	12.3	52	6.5	44	5.5
Monroe	915	31.0	590	20.0	281	9.5	178	6.0	968	32.8
Schuylkill	470	41.5	290	25.6	206	18.2	59	5.2	96	8.5
Washington	251	20.1	380	30.4	267	21.4	181	14.5	141	11.3
<b><u>5th Class Counties</u></b>										
Adams	257	46.5	157	28.4	41	7.4	39	7.1	57	10.3
Blair	465	54.6	217	25.5	89	10.4	48	5.6	20	2.3
Lawrence	305	49.5	195	31.7	73	11.9	28	4.5	6	1.0
Lebanon	335	40.1	180	21.5	121	14.5	136	16.3	59	7.1
Lycoming	308	44.1	199	28.5	88	12.6	42	6.0	55	7.9
Mercer	313	39.4	231	29.1	84	10.6	64	8.1	92	11.6
Northumberland	244	46.7	139	26.6	52	9.9	40	7.6	29	5.5

\* Includes certain petitions filed pursuant to the Municipal Claims and Tax Liens Act (53 P.S. §7101 et seq.) specific to Cities of the First Class.

A breakdown of case types can be found at [www.pacourts.us](http://www.pacourts.us).



Common Pleas Civil Action Civil Other - 2022 Docketed Cases by Case Type

	Mass Tort	%	Professional Liability	%	Docketed Cases	Of the Docketed Cases:		
						Pro Se Filings	Class Action Suits	MDJ Appeals
<b><u>1st Class County</u></b>								
Philadelphia	1,191	3.9	437	1.4	30,247	2,470	55	922
<b><u>2nd Class County</u></b>								
Allegheny	70	0.6	295	2.5	11,947	3,091	31	1,863
<b><u>2A Class Counties</u></b>								
Bucks	8	0.2	71	1.5	4,783	271	3	244
Delaware	0	--	87	1.6	5,423	158	6	369
Lancaster	0	--	30	1.9	1,583	80	2	13
Montgomery	1	<0.1	169	2.7	6,316	394	16	400
<b><u>3rd Class Counties</u></b>								
Berks	1	<0.1	32	1.3	2,517	66	5	159
Chester	0	--	51	1.5	3,337	334	1	265
Cumberland	0	--	23	1.6	1,405	135	2	107
Dauphin	5	0.3	46	2.3	1,994	295	0	299
Erie	0	--	42	2.5	1,692	182	3	177
Lackawanna	5	0.2	51	2.3	2,208	52	2	104
Lehigh	0	--	38	1.4	2,765	229	1	266
Luzerne	4	0.1	63	2.0	3,124	409	1	313
Northampton	4	0.2	25	1.1	2,202	191	3	178
Westmoreland	0	--	49	1.7	2,825	0	0	215
York	0	--	29	1.1	2,688	115	0	192
<b><u>4th Class Counties</u></b>								
Beaver	2	0.1	26	1.7	1,521	142	11	118
Butler	1	0.1	15	1.7	900	24	0	73
Cambria	10	1.1	14	1.6	895	59	2	82
Centre	0	--	7	1.2	606	56	3	49
Fayette	1	0.1	12	1.0	1,213	2	2	52
Franklin	0	--	3	0.4	804	52	5	33
Monroe	2	0.1	15	0.5	2,949	103	0	151
Schuylkill	3	0.3	8	0.7	1,132	37	0	82
Washington	0	--	30	2.4	1,250	0	0	252
<b><u>5th Class Counties</u></b>								
Adams	0	--	2	0.4	553	47	0	35
Blair	0	--	13	1.5	852	62	0	94
Lawrence	1	0.2	8	1.3	616	1	1	11
Lebanon	0	--	5	0.6	836	51	1	49
Lycoming	0	--	7	1.0	699	20	1	49
Mercer	0	--	11	1.4	795	2	0	42
Northumberland	0	--	19	3.6	523	0	0	2

A breakdown of case types can be found at [www.pacourts.us](http://www.pacourts.us).

Common Pleas Civil Action Civil Other - 2022 Docketed Cases by Case Type

	Contract	%	Real Property	%	Tort	%	Miscellaneous	%	Civil Appeals (Administrative Agencies)	%
<b><u>6th Class Counties</u></b>										
Armstrong	174	44.8	123	31.7	30	7.7	24	6.2	29	7.5
Bedford	155	57.0	87	32.0	17	6.3	5	1.8	7	2.6
Bradford	152	37.9	80	20.0	31	7.7	89	22.2	45	11.2
Carbon	260	41.5	185	29.5	60	9.6	83	13.2	36	5.7
Clarion	94	42.7	62	28.2	19	8.6	25	11.4	18	8.2
Clearfield	229	37.7	173	28.5	55	9.0	99	16.3	42	6.9
Clinton	118	40.3	64	21.8	24	8.2	58	19.8	28	9.6
Columbia	170	55.2	76	24.7	25	8.1	15	4.9	17	5.5
Crawford	192	44.4	131	30.3	39	9.0	29	6.7	31	7.2
Elk	111	63.4	33	18.9	14	8.0	3	1.7	11	6.3
Greene	95	40.3	65	27.5	20	8.5	17	7.2	34	14.4
Huntingdon	113	43.8	85	32.9	20	7.8	24	9.3	15	5.8
Indiana	180	51.1	85	24.1	30	8.5	17	4.8	34	9.7
Jefferson	135	50.6	54	20.2	26	9.7	20	7.5	27	10.1
McKean	74	40.9	55	30.4	20	11.0	12	6.6	17	9.4
Mifflin	85	37.1	52	22.7	13	5.7	59	25.8	13	5.7
Perry	105	46.5	59	26.1	13	5.8	37	16.4	12	5.3
Pike	319	46.8	225	33.0	51	7.5	63	9.3	23	3.4
Somerset	261	52.1	123	24.6	54	10.8	34	6.8	23	4.6
Susquehanna	132	46.8	76	27.0	16	5.7	48	17.0	8	2.8
Tioga	86	49.1	48	27.4	17	9.7	8	4.6	15	8.6
Venango	111	49.8	50	22.4	21	9.4	17	7.6	19	8.5
Warren	91	45.0	78	38.6	13	6.4	10	5.0	8	4.0
Wayne	218	40.9	124	23.3	55	10.3	47	8.8	88	16.5
<b><u>7th Class Counties</u></b>										
Juniata	41	78.8	7	13.5	2	3.8	2	3.8	0	--
Snyder	108	50.7	44	20.7	18	8.5	28	13.1	15	7.0
Union	96	56.5	22	12.9	23	13.5	20	11.8	8	4.7
Wyoming	96	49.2	36	18.5	7	3.6	36	18.5	20	10.3
<b><u>8th Class Counties</u></b>										
Cameron	16	34.0	18	38.3	0	--	3	6.4	10	21.3
Forest	18	40.9	12	27.3	7	15.9	5	11.4	1	2.3
Fulton	43	48.9	35	39.8	4	4.5	2	2.3	4	4.5
Montour	71	51.4	27	19.6	13	9.4	5	3.6	7	5.1
Potter	61	61.6	18	18.2	7	7.1	6	6.1	4	4.0
Sullivan	10	41.7	6	25.0	3	12.5	4	16.7	1	4.2

A breakdown of case types can be found at [www.pacourts.us](http://www.pacourts.us).

Common Pleas Civil Action Civil Other - 2022 Docketed Cases by Case Type

	Mass Tort	%	Professional Liability	%	Docketed Cases	Of the Docketed Cases:		
						Pro Se Filings	Class Action Suits	MDJ Appeals
<b><u>6th Class Counties</u></b>								
Armstrong	0	--	8	2.1	388	21	0	34
Bedford	1	0.4	0	--	272	1	2	3
Bradford	0	--	4	1.0	401	57	0	31
Carbon	0	--	3	0.5	627	86	0	62
Clarion	0	--	2	0.9	220	15	0	16
Clearfield	0	--	10	1.6	608	0	0	15
Clinton	0	--	1	0.3	293	22	1	17
Columbia	1	0.3	4	1.3	308	1	0	17
Crawford	0	--	10	2.3	432	22	0	23
Elk	0	--	3	1.7	175	0	0	4
Greene	0	--	5	2.1	236	0	1	17
Huntingdon	0	--	1	0.4	258	2	0	18
Indiana	0	--	6	1.7	352	19	0	21
Jefferson	0	--	5	1.9	267	16	1	12
McKean	0	--	3	1.7	181	13	0	11
Mifflin	0	--	7	3.1	229	47	2	5
Perry	0	--	0	--	226	16	0	4
Pike	0	--	0	--	681	13	0	15
Somerset	0	--	6	1.2	501	17	2	42
Susquehanna	1	0.4	1	0.4	282	31	8	11
Tioga	0	--	1	0.6	175	5	2	7
Venango	0	--	5	2.2	223	6	1	8
Warren	0	--	2	1.0	202	0	0	0
Wayne	1	0.2	0	--	533	45	2	39
<b><u>7th Class Counties</u></b>								
Juniata	0	--	0	--	52	0	0	0
Snyder	0	--	0	--	213	16	1	16
Union	0	--	1	0.6	170	16	0	9
Wyoming	0	--	0	--	195	49	0	11
<b><u>8th Class Counties</u></b>								
Cameron	0	--	0	--	47	3	0	1
Forest	0	--	1	2.3	44	2	0	0
Fulton	0	--	0	--	88	0	0	1
Montour	0	--	15	10.9	138	5	1	7
Potter	0	--	3	3.0	99	0	0	0
Sullivan	0	--	0	--	24	0	0	0

A breakdown of case types can be found at [www.pacourts.us](http://www.pacourts.us).

Common Pleas Civil Action Civil Other - 2022 Processed

<b>Non-Trial:</b>											
	<b>Settlements</b>	<b>%</b>	<b>Default Judgments</b>	<b>%</b>	<b>Dismissed/ Discontinued</b>	<b>%</b>	<b>Administrative Purge</b>	<b>%</b>	<b>Dispositive Motions</b>	<b>%</b>	
<b><u>1st Class County</u></b>											
Philadelphia	15,624	36.8	2,773	6.5	10,925	25.7	90	0.2	1,754	4.1	
<b><u>2nd Class County</u></b>											
Allegheny	5,294	36.5	2,075	14.3	2,370	16.4	1,100	7.6	1,503	10.4	
<b><u>2A Class Counties</u></b>											
Bucks	220	4.0	1,020	18.8	65	1.2	366	6.7	0	--	
Delaware	2,055	38.0	1,061	19.6	243	4.5	1	<0.1	169	3.1	
Lancaster	924	25.0	290	7.8	40	1.1	298	8.1	103	2.8	
Montgomery	3,286	50.8	1,142	17.7	0	--	2	<0.1	0	--	
<b><u>3rd Class Counties</u></b>											
Berks	749	28.0	684	25.6	520	19.4	247	9.2	236	8.8	
Chester	951	30.3	886	28.3	0	--	87	2.8	718	22.9	
Cumberland	489	10.5	377	8.1	0	--	134	2.9	31	0.7	
Dauphin	284	15.3	442	23.9	499	26.9	184	9.9	39	2.1	
Erie	743	44.0	497	29.4	27	1.6	146	8.6	187	11.1	
Lackawanna	417	17.8	496	21.1	582	24.8	547	23.3	36	1.5	
Lehigh	1,033	32.6	674	21.3	703	22.2	42	1.3	47	1.5	
Luzerne	101	2.5	540	13.4	1,379	34.2	1,800	44.7	0	--	
Northampton	85	4.1	561	26.9	1,119	53.6	0	--	16	0.8	
Westmoreland	774	26.7	964	33.2	411	14.2	211	7.3	396	13.6	
York	21	0.9	689	29.0	1	<0.1	211	8.9	250	10.5	
<b><u>4th Class Counties</u></b>											
Beaver	367	22.9	306	19.1	521	32.5	0	--	5	0.3	
Butler	94	14.4	4	0.6	400	61.3	104	15.9	2	0.3	
Cambria	77	6.7	263	22.8	520	45.1	149	12.9	14	1.2	
Centre	63	10.5	161	26.8	311	51.8	0	--	4	0.7	
Fayette	87	7.1	384	31.4	485	39.7	101	8.3	122	10.0	
Franklin	25	3.1	282	35.1	359	44.7	78	9.7	0	--	
Monroe	37	1.8	729	36.2	971	48.2	0	--	2	0.1	
Schuylkill	378	36.5	300	28.9	78	7.5	131	12.6	58	5.6	
Washington	674	50.9	504	38.1	2	0.2	0	--	62	4.7	
<b><u>5th Class Counties</u></b>											
Adams	210	36.9	222	39.0	41	7.2	28	4.9	5	0.9	
Blair	154	19.2	245	30.5	337	41.9	0	--	9	1.1	
Lawrence	2	0.4	158	28.5	261	47.1	57	10.3	5	0.9	
Lebanon	166	28.5	172	29.6	85	14.6	0	--	124	21.3	
Lycoming	146	21.0	180	25.9	137	19.7	83	11.9	9	1.3	
Mercer	14	1.6	253	29.0	374	42.8	8	0.9	198	22.7	
Northumberland	0	--	170	46.3	197	53.7	0	--	0	--	

Common Pleas Civil Action Civil Other - 2022 Processed

	Decided by Arb. Board	%	Transf'd/ Withdrawn	%	Other	%	Moved to Inactive Status	%	Trial: Non-Jury Trial	%	Jury Trial	%	Cases Processed
<b><u>1st Class County</u></b>													
Philadelphia	2,958	7.0	1,796	4.2	5,216*	12.3	760	1.8	351	0.8	219	0.5	42,466
<b><u>2nd Class County</u></b>													
Allegheny	1,394	9.6	237	1.6	72	0.5	138	1.0	273	1.9	37	0.3	14,493
<b><u>2A Class Counties</u></b>													
Bucks	247	4.5	2,583	47.5	865	15.9	0	--	57	1.0	14	0.3	5,437
Delaware	481	8.9	1,242	23.0	58	1.1	28	0.5	46	0.9	17	0.3	5,401
Lancaster	38	1.0	16	0.4	1,942	52.5	7	0.2	39	1.1	1	<0.1	3,698
Montgomery	401	6.2	111	1.7	1,470	22.7	0	--	24	0.4	33	0.5	6,469
<b><u>3rd Class Counties</u></b>													
Berks	69	2.6	106	4.0	23	0.9	21	0.8	10	0.4	9	0.3	2,674
Chester	241	7.7	110	3.5	36	1.1	53	1.7	39	1.2	15	0.5	3,136
Cumberland	33	0.7	91	2.0	3,500	75.1	5	0.1	0	--	0	--	4,660
Dauphin	53	2.9	48	2.6	186	10.0	11	0.6	97	5.2	9	0.5	1,852
Erie	30	1.8	36	2.1	7	0.4	10	0.6	4	0.2	3	0.2	1,690
Lackawanna	37	1.6	5	0.2	223	9.5	0	--	0	--	6	0.3	2,349
Lehigh	287	9.1	77	2.4	244	7.7	25	0.8	17	0.5	16	0.5	3,165
Luzerne	97	2.4	110	2.7	0	--	0	--	0	--	4	0.1	4,031
Northampton	104	5.0	48	2.3	100	4.8	30	1.4	12	0.6	11	0.5	2,086
Westmoreland	76	2.6	64	2.2	0	--	1	<0.1	0	--	7	0.2	2,904
York	56	2.4	8	0.3	1,118	47.0	16	0.7	1	<0.1	7	0.3	2,378
<b><u>4th Class Counties</u></b>													
Beaver	110	6.9	13	0.8	219	13.7	31	1.9	22	1.4	7	0.4	1,601
Butler	5	0.8	15	2.3	29	4.4	0	--	0	--	0	--	653
Cambria	6	0.5	13	1.1	108	9.4	0	--	2	0.2	2	0.2	1,154
Centre	26	4.3	14	2.3	0	--	1	0.2	19	3.2	1	0.2	600
Fayette	27	2.2	3	0.2	0	--	12	1.0	0	--	0	--	1,221
Franklin	27	3.4	7	0.9	11	1.4	12	1.5	0	--	2	0.2	803
Monroe	107	5.3	25	1.2	126	6.3	6	0.3	5	0.2	5	0.2	2,013
Schuylkill	33	3.2	27	2.6	27	2.6	3	0.3	1	0.1	1	0.1	1,037
Washington	40	3.0	22	1.7	0	--	0	--	14	1.1	5	0.4	1,323
<b><u>5th Class Counties</u></b>													
Adams	19	3.3	10	1.8	24	4.2	4	0.7	6	1.1	0	--	569
Blair	8	1.0	0	--	43	5.3	3	0.4	3	0.4	2	0.2	804
Lawrence	21	3.8	10	1.8	33	6.0	5	0.9	1	0.2	1	0.2	554
Lebanon	11	1.9	12	2.1	1	0.2	0	--	10	1.7	1	0.2	582
Lycoming	31	4.5	23	3.3	40	5.8	12	1.7	29	4.2	5	0.7	695
Mercer	15	1.7	5	0.6	3	0.3	0	--	0	--	3	0.3	873
Northumberland	0	--	0	--	0	--	0	--	0	--	0	--	367

\* Includes certain decrees entered pursuant to the Municipal Claims and Tax Liens Act (53 P.S. §7101 et seq.) specific to Cities of the First Class.

Common Pleas Civil Action Civil Other - 2022 Processed

<b>Non-Trial:</b>										
	<b>Settlements</b>	<b>%</b>	<b>Default Judgments</b>	<b>%</b>	<b>Dismissed/ Discontinued</b>	<b>%</b>	<b>Administrative Purge</b>	<b>%</b>	<b>Dispositive Motions</b>	<b>%</b>
<b><u>6th Class Counties</u></b>										
Armstrong	7	1.6	152	34.2	144	32.4	46	10.4	57	12.8
Bedford	9	4.6	74	37.6	96	48.7	0	--	1	0.5
Bradford	332	57.7	110	19.1	0	--	34	5.9	41	7.1
Carbon	108	20.1	163	30.4	92	17.1	0	--	6	1.1
Clarion	31	8.9	129	37.2	90	25.9	39	11.2	13	3.7
Clearfield	74	21.6	140	40.8	110	32.1	0	--	4	1.2
Clinton	72	20.7	107	30.7	128	36.8	0	--	2	0.6
Columbia	10	3.2	95	30.4	110	35.3	38	12.2	13	4.2
Crawford	25	5.5	145	31.9	171	37.7	50	11.0	23	5.1
Elk	62	25.4	84	34.4	43	17.6	16	6.6	15	6.1
Greene	36	14.1	53	20.7	122	47.7	15	5.9	0	--
Huntingdon	0	--	57	39.0	74	50.7	0	--	0	--
Indiana	78	25.6	90	29.5	116	38.0	0	--	2	0.7
Jefferson	26	9.7	94	34.9	82	30.5	16	5.9	41	15.2
McKean	1	0.6	57	32.9	84	48.6	0	--	0	--
Mifflin	18	7.1	89	35.3	101	40.1	23	9.1	0	--
Perry	21	38.2	7	12.7	22	40.0	0	--	0	--
Pike	17	3.0	198	34.9	225	39.6	78	13.7	6	1.1
Somerset	204	44.1	135	29.2	30	6.5	27	5.8	15	3.2
Susquehanna	15	4.7	76	24.0	105	33.1	7	2.2	47	14.8
Tioga	284	43.3	301	45.9	62	9.5	1	0.2	0	--
Venango	138	26.7	55	10.6	149	28.8	107	20.7	0	--
Warren	50	28.6	84	48.0	4	2.3	0	--	0	--
Wayne	33	7.2	124	27.0	206	44.8	0	--	10	2.2
<b><u>7th Class Counties</u></b>										
Juniata	0	--	0	--	36	75.0	7	14.6	0	--
Snyder	0	--	80	41.2	68	35.1	7	3.6	0	--
Union	85	42.3	54	26.9	24	11.9	3	1.5	1	0.5
Wyoming	4	2.0	60	30.6	98	50.0	32	16.3	0	--
<b><u>8th Class Counties</u></b>										
Cameron	1	3.6	12	42.9	7	25.0	4	14.3	3	10.7
Forest	1	2.6	13	34.2	12	31.6	3	7.9	0	--
Fulton	2	3.7	18	33.3	18	33.3	3	5.6	1	1.9
Montour	11	12.2	0	--	56	62.2	18	20.0	4	4.4
Potter	12	16.7	12	16.7	29	40.3	13	18.1	0	--
Sullivan	0	--	6	23.1	19	73.1	0	--	0	--

Common Pleas Civil Action Civil Other - 2022 Processed

	Decided by Arb. Board	%	Transf'd/ Withdrawn	%	Other	%	Moved to Inactive Status	%	<u>Trial:</u> Non-Jury Trial	%	Jury Trial	%	Cases Processed
<b><u>6th Class Counties</u></b>													
Armstrong	8	1.8	8	1.8	18	4.1	1	0.2	0	--	3	0.7	444
Bedford	8	4.1	4	2.0	5	2.5	0	--	0	--	0	--	197
Bradford	24	4.2	33	5.7	1	0.2	0	--	0	--	0	--	575
Carbon	19	3.5	23	4.3	20	3.7	5	0.9	100	18.6	1	0.2	537
Clarion	10	2.9	19	5.5	15	4.3	0	--	1	0.3	0	--	347
Clearfield	6	1.7	5	1.5	0	--	0	--	4	1.2	0	--	343
Clinton	22	6.3	14	4.0	0	--	0	--	3	0.9	0	--	348
Columbia	14	4.5	16	5.1	13	4.2	0	--	1	0.3	2	0.6	312
Crawford	15	3.3	9	2.0	12	2.6	3	0.7	1	0.2	0	--	454
Elk	3	1.2	6	2.5	10	4.1	1	0.4	3	1.2	1	0.4	244
Greene	14	5.5	12	4.7	0	--	0	--	2	0.8	2	0.8	256
Huntingdon	0	--	0	--	15	10.3	0	--	0	--	0	--	146
Indiana	6	2.0	4	1.3	3	1.0	0	--	6	2.0	0	--	305
Jefferson	5	1.9	0	--	1	0.4	3	1.1	1	0.4	0	--	269
McKean	8	4.6	3	1.7	13	7.5	7	4.0	0	--	0	--	173
Mifflin	0	--	1	0.4	20	7.9	0	--	0	--	0	--	252
Perry	0	--	1	1.8	4	7.3	0	--	0	--	0	--	55
Pike	18	3.2	3	0.5	10	1.8	0	--	10	1.8	3	0.5	568
Somerset	16	3.5	1	0.2	31	6.7	2	0.4	2	0.4	0	--	463
Susquehanna	10	3.2	13	4.1	31	9.8	0	--	13	4.1	0	--	317
Tioga	5	0.8	3	0.5	0	--	0	--	0	--	0	--	656
Venango	5	1.0	16	3.1	46	8.9	1	0.2	0	--	0	--	517
Warren	0	--	1	0.6	36	20.6	0	--	0	--	0	--	175
Wayne	42	9.1	14	3.0	15	3.3	7	1.5	8	1.7	1	0.2	460
<b><u>7th Class Counties</u></b>													
Juniata	0	--	0	--	5	10.4	0	--	0	--	0	--	48
Snyder	5	2.6	3	1.5	27	13.9	2	1.0	2	1.0	0	--	194
Union	7	3.5	5	2.5	6	3.0	2	1.0	13	6.5	1	0.5	201
Wyoming	1	0.5	1	0.5	0	--	0	--	0	--	0	--	196
<b><u>8th Class Counties</u></b>													
Cameron	0	--	1	3.6	0	--	0	--	0	--	0	--	28
Forest	0	--	2	5.3	7	18.4	0	--	0	--	0	--	38
Fulton	0	--	0	--	12	22.2	0	--	0	--	0	--	54
Montour	1	1.1	0	--	0	--	0	--	0	--	0	--	90
Potter	2	2.8	2	2.8	1	1.4	0	--	0	--	1	1.4	72
Sullivan	1	3.8	0	--	0	--	0	--	0	--	0	--	26

Common Pleas Civil Action Civil Other - 2022 Age of Pending Cases

	0-6 months	%	7-12 months	%	13-18 months	%	19-24 months	%	25-30 months	%	31-36 months	%	37-42 months	%
<b><u>1st Class County</u></b>														
Philadelphia	9,577	34.2	5,993	21.4	3,731	13.3	2,795	10.0	2,132	7.6	1,056	3.8	886	3.2
<b><u>2nd Class County</u></b>														
Allegheny	4,112	35.6	1,684	14.6	1,391	12.1	1,228	10.6	811	7.0	457	4.0	368	3.2
<b><u>2A Class Counties</u></b>														
Bucks	1,408	31.7	783	17.6	568	12.8	425	9.6	342	7.7	263	5.9	258	5.8
Delaware	1,477	25.2	1,016	17.3	590	10.0	543	9.2	438	7.5	364	6.2	364	6.2
Lancaster	459	21.1	279	12.8	295	13.6	223	10.2	189	8.7	137	6.3	132	6.1
Montgomery	1,990	21.5	1,186	12.8	1,165	12.6	967	10.5	894	9.7	713	7.7	621	6.7
<b><u>3rd Class Counties</u></b>														
Berks	600	29.5	343	16.8	281	13.8	234	11.5	153	7.5	95	4.7	89	4.4
Chester	835	52.1	282	17.6	175	10.9	103	6.4	63	3.9	33	2.1	28	1.7
Cumberland	384	25.8	201	13.5	195	13.1	164	11.0	156	10.5	146	9.8	18	1.2
Dauphin	912	42.6	343	16.0	263	12.3	262	12.2	59	2.8	82	3.8	36	1.7
Erie	483	28.2	221	12.9	218	12.7	181	10.6	148	8.6	113	6.6	81	4.7
Lackawanna	959	22.5	881	20.7	823	19.3	439	10.3	309	7.3	190	4.5	106	2.5
Lehigh	851	44.0	289	15.0	243	12.6	145	7.5	104	5.4	76	3.9	45	2.3
Luzerne	931	24.8	541	14.4	595	15.8	455	12.1	396	10.5	305	8.1	170	4.5
Northampton	737	23.0	356	11.1	245	7.6	226	7.0	174	5.4	130	4.1	150	4.7
Westmoreland	685	30.6	356	15.9	326	14.6	248	11.1	177	7.9	93	4.2	96	4.3
York	714	29.3	416	17.1	347	14.3	236	9.7	199	8.2	132	5.4	106	4.4
<b><u>4th Class Counties</u></b>														
Beaver	334	73.4	63	13.8	40	8.8	6	1.3	2	0.4	2	0.4	1	0.2
Butler	334	24.1	209	15.1	172	12.4	139	10.0	135	9.7	100	7.2	53	3.8
Cambria	268	36.5	108	14.7	92	12.5	74	10.1	42	5.7	32	4.4	35	4.8
Centre	151	31.3	61	12.6	44	9.1	41	8.5	43	8.9	26	5.4	31	6.4
Fayette	310	33.7	116	12.6	128	13.9	109	11.9	74	8.1	37	4.0	41	4.5
Franklin	229	30.2	91	12.0	95	12.5	75	9.9	68	9.0	26	3.4	32	4.2
Monroe	530	27.0	283	14.4	184	9.4	123	6.3	180	9.2	104	5.3	84	4.3
Schuylkill	338	23.7	184	12.9	124	8.7	122	8.5	118	8.3	81	5.7	94	6.6
Washington	71	48.6	6	4.1	8	5.5	11	7.5	2	1.4	4	2.7	4	2.7
<b><u>5th Class Counties</u></b>														
Adams	123	43.3	41	14.4	39	13.7	28	9.9	27	9.5	15	5.3	11	3.9
Blair	458	56.8	89	11.0	79	9.8	55	6.8	49	6.1	15	1.9	17	2.1
Lawrence	192	21.9	86	9.8	78	8.9	84	9.6	67	7.6	46	5.2	43	4.9
Lebanon	361	35.9	108	10.7	86	8.5	80	8.0	56	5.6	41	4.1	34	3.4
Lycoming	228	41.8	79	14.5	82	15.0	54	9.9	39	7.2	29	5.3	7	1.3
Mercer	185	42.8	62	14.4	56	13.0	33	7.6	27	6.3	20	4.6	11	2.5
Northumberland	138	14.2	74	7.6	74	7.6	55	5.7	58	6.0	30	3.1	53	5.5



Common Pleas Civil Action Civil Other - 2022 Age of Pending Cases

	43-48 months	%	49-54 months	%	55-60 months	%	61-66 months	%	67-72 months	%	over 72 months	%	Total
<b><u>1st Class County</u></b>													
Philadelphia	611	2.2	274	1.0	183	0.7	199	0.7	142	0.5	447	1.6	28,026
<b><u>2nd Class County</u></b>													
Allegheny	296	2.6	249	2.2	193	1.7	135	1.2	142	1.2	476	4.1	11,542
<b><u>2A Class Counties</u></b>													
Bucks	182	4.1	96	2.2	45	1.0	26	0.6	8	0.2	38	0.9	4,442
Delaware	271	4.6	211	3.6	243	4.1	148	2.5	93	1.6	113	1.9	5,871
Lancaster	101	4.6	55	2.5	59	2.7	51	2.3	53	2.4	144	6.6	2,177
Montgomery	318	3.4	189	2.0	142	1.5	129	1.4	95	1.0	832	9.0	9,241
<b><u>3rd Class Counties</u></b>													
Berks	69	3.4	35	1.7	34	1.7	23	1.1	18	0.9	62	3.0	2,036
Chester	17	1.1	16	1.0	7	0.4	6	0.4	3	0.2	36	2.2	1,604
Cumberland	38	2.6	53	3.6	41	2.8	26	1.7	20	1.3	48	3.2	1,490
Dauphin	45	2.1	18	0.8	16	0.7	13	0.6	12	0.6	78	3.6	2,139
Erie	49	2.9	42	2.5	36	2.1	23	1.3	18	1.1	99	5.8	1,712
Lackawanna	99	2.3	86	2.0	85	2.0	95	2.2	91	2.1	94	2.2	4,257
Lehigh	53	2.7	77	4.0	9	0.5	10	0.5	6	0.3	25	1.3	1,933
Luzerne	101	2.7	72	1.9	42	1.1	21	0.6	18	0.5	107	2.9	3,754
Northampton	90	2.8	88	2.7	82	2.6	119	3.7	99	3.1	712	22.2	3,208
Westmoreland	81	3.6	52	2.3	36	1.6	11	0.5	20	0.9	55	2.5	2,236
York	78	3.2	54	2.2	46	1.9	36	1.5	16	0.7	55	2.3	2,435
<b><u>4th Class Counties</u></b>													
Beaver	0	--	1	0.2	3	0.7	1	0.2	0	--	2	0.4	455
Butler	41	3.0	37	2.7	24	1.7	30	2.2	18	1.3	94	6.8	1,386
Cambria	19	2.6	15	2.0	16	2.2	25	3.4	5	0.7	3	0.4	734
Centre	25	5.2	21	4.3	15	3.1	10	2.1	5	1.0	10	2.1	483
Fayette	27	2.9	20	2.2	13	1.4	7	0.8	10	1.1	27	2.9	919
Franklin	29	3.8	29	3.8	18	2.4	11	1.4	13	1.7	43	5.7	759
Monroe	84	4.3	47	2.4	60	3.1	25	1.3	19	1.0	237	12.1	1,960
Schuylkill	51	3.6	39	2.7	38	2.7	53	3.7	33	2.3	153	10.7	1,428
Washington	3	2.1	4	2.7	7	4.8	3	2.1	5	3.4	18	12.3	146
<b><u>5th Class Counties</u></b>													
Adams	0	--	0	--	0	--	0	--	0	--	0	--	284
Blair	8	1.0	8	1.0	9	1.1	9	1.1	3	0.4	7	0.9	806
Lawrence	36	4.1	28	3.2	30	3.4	26	3.0	27	3.1	134	15.3	877
Lebanon	26	2.6	18	1.8	15	1.5	18	1.8	14	1.4	149	14.8	1,006
Lycoming	11	2.0	5	0.9	4	0.7	2	0.4	3	0.6	2	0.4	545
Mercer	6	1.4	4	0.9	6	1.4	3	0.7	6	1.4	13	3.0	432
Northumberland	57	5.9	45	4.6	74	7.6	81	8.4	65	6.7	165	17.0	969

Common Pleas Civil Action Civil Other - 2022 Age of Pending Cases

	0-6		7-12		13-18		19-24		25-30		31-36		37-42	
	months	%	months	%	months	%	months	%	months	%	months	%	months	%
<b><u>6th Class Counties</u></b>														
Armstrong	102	39.7	37	14.4	26	10.1	30	11.7	27	10.5	15	5.8	8	3.1
Bedford	85	21.5	31	7.8	33	8.3	18	4.5	20	5.1	11	2.8	25	6.3
Bradford	88	22.7	28	7.2	35	9.0	38	9.8	30	7.7	23	5.9	25	6.4
Carbon	149	42.0	69	19.4	39	11.0	42	11.8	22	6.2	8	2.3	9	2.5
Clarion	45	23.7	27	14.2	24	12.6	15	7.9	18	9.5	4	2.1	6	3.2
Clearfield	148	28.0	51	9.6	79	14.9	62	11.7	37	7.0	10	1.9	27	5.1
Clinton	67	63.8	18	17.1	8	7.6	4	3.8	1	1.0	3	2.9	1	1.0
Columbia	115	37.1	29	9.4	20	6.5	9	2.9	20	6.5	10	3.2	7	2.3
Crawford	106	28.7	46	12.5	39	10.6	50	13.6	33	8.9	27	7.3	18	4.9
Elk	56	32.0	28	16.0	27	15.4	19	10.9	8	4.6	7	4.0	5	2.9
Greene	44	27.5	19	11.9	20	12.5	10	6.3	10	6.3	13	8.1	12	7.5
Huntingdon	65	24.2	26	9.7	28	10.4	29	10.8	24	8.9	16	5.9	22	8.2
Indiana	105	18.8	59	10.6	68	12.2	63	11.3	44	7.9	40	7.2	46	8.2
Jefferson	66	36.7	30	16.7	17	9.4	26	14.4	16	8.9	10	5.6	8	4.4
McKean	54	51.4	18	17.1	17	16.2	9	8.6	2	1.9	0	--	2	1.9
Mifflin	40	28.0	20	14.0	19	13.3	16	11.2	9	6.3	9	6.3	6	4.2
Perry	61	9.8	46	7.4	66	10.6	58	9.4	36	5.8	43	6.9	35	5.6
Pike	199	58.2	66	19.3	46	13.5	15	4.4	6	1.8	6	1.8	1	0.3
Somerset	146	33.6	84	19.4	60	13.8	56	12.9	30	6.9	29	6.7	8	1.8
Susquehanna	67	33.8	32	16.2	21	10.6	21	10.6	16	8.1	6	3.0	7	3.5
Tioga	489	26.7	420	23.0	207	11.3	206	11.3	213	11.6	102	5.6	35	1.9
Venango	94	23.6	35	8.8	18	4.5	22	5.5	20	5.0	22	5.5	36	9.0
Warren	39	23.1	18	10.7	14	8.3	15	8.9	16	9.5	10	5.9	9	5.3
Wayne	132	55.0	42	17.5	34	14.2	15	6.3	10	4.2	2	0.8	5	2.1
<b><u>7th Class Counties</u></b>														
Juniata	22	6.5	16	4.8	11	3.3	17	5.1	10	3.0	10	3.0	14	4.2
Snyder	49	43.8	19	17.0	20	17.9	12	10.7	2	1.8	5	4.5	4	3.6
Union	40	33.9	25	21.2	17	14.4	4	3.4	7	5.9	9	7.6	5	4.2
Wyoming	30	19.5	25	16.2	20	13.0	20	13.0	19	12.3	19	12.3	7	4.5
<b><u>8th Class Counties</u></b>														
Cameron	6	17.6	5	14.7	6	17.6	5	14.7	3	8.8	2	5.9	0	--
Forest	13	27.7	3	6.4	4	8.5	11	23.4	5	10.6	7	14.9	0	--
Fulton	28	34.6	5	6.2	7	8.6	7	8.6	5	6.2	2	2.5	2	2.5
Montour	40	18.1	43	19.5	37	16.7	23	10.4	28	12.7	9	4.1	10	4.5
Potter	34	27.6	19	15.4	9	7.3	8	6.5	1	0.8	1	0.8	4	3.3
Sullivan	3	9.1	6	18.2	3	9.1	4	12.1	4	12.1	2	6.1	5	15.2

Common Pleas Civil Action Civil Other - 2022 Age of Pending Cases

	43-48 months	%	49-54 months	%	55-60 months	%	61-66 months	%	67-72 months	%	over 72 months	%	Total
<b><u>6th Class Counties</u></b>													
Armstrong	5	1.9	1	0.4	0	--	4	1.6	0	--	2	0.8	257
Bedford	22	5.6	18	4.5	10	2.5	12	3.0	18	4.5	93	23.5	396
Bradford	21	5.4	15	3.9	10	2.6	18	4.6	12	3.1	45	11.6	388
Carbon	1	0.3	2	0.6	6	1.7	4	1.1	2	0.6	2	0.6	355
Clarion	9	4.7	4	2.1	0	--	8	4.2	6	3.2	24	12.6	190
Clearfield	37	7.0	14	2.6	9	1.7	19	3.6	12	2.3	24	4.5	529
Clinton	2	1.9	0	--	0	--	1	1.0	0	--	0	--	105
Columbia	5	1.6	9	2.9	20	6.5	22	7.1	20	6.5	24	7.7	310
Crawford	16	4.3	9	2.4	8	2.2	7	1.9	3	0.8	7	1.9	369
Elk	3	1.7	5	2.9	7	4.0	2	1.1	3	1.7	5	2.9	175
Greene	11	6.9	8	5.0	7	4.4	1	0.6	2	1.3	3	1.9	160
Huntingdon	16	5.9	13	4.8	7	2.6	4	1.5	3	1.1	16	5.9	269
Indiana	46	8.2	25	4.5	26	4.7	7	1.3	4	0.7	25	4.5	558
Jefferson	4	2.2	1	0.6	0	--	0	--	2	1.1	0	--	180
McKean	2	1.9	0	--	0	--	1	1.0	0	--	0	--	105
Mifflin	8	5.6	6	4.2	2	1.4	2	1.4	3	2.1	3	2.1	143
Perry	26	4.2	14	2.3	16	2.6	23	3.7	26	4.2	170	27.4	620
Pike	1	0.3	1	0.3	1	0.3	0	--	0	--	0	--	342
Somerset	6	1.4	7	1.6	1	0.2	0	--	2	0.5	5	1.2	434
Susquehanna	5	2.5	8	4.0	9	4.5	3	1.5	0	--	3	1.5	198
Tioga	23	1.3	3	0.2	23	1.3	22	1.2	11	0.6	75	4.1	1,829
Venango	31	7.8	27	6.8	21	5.3	5	1.3	6	1.5	61	15.3	398
Warren	5	3.0	9	5.3	4	2.4	7	4.1	3	1.8	20	11.8	169
Wayne	0	--	0	--	0	--	0	--	0	--	0	--	240
<b><u>7th Class Counties</u></b>													
Juniata	18	5.4	11	3.3	8	2.4	6	1.8	4	1.2	189	56.3	336
Snyder	0	--	1	0.9	0	--	0	--	0	--	0	--	112
Union	3	2.5	3	2.5	3	2.5	0	--	1	0.8	1	0.8	118
Wyoming	2	1.3	4	2.6	3	1.9	4	2.6	0	--	1	0.6	154
<b><u>8th Class Counties</u></b>													
Cameron	2	5.9	2	5.9	1	2.9	0	--	1	2.9	1	2.9	34
Forest	3	6.4	0	--	1	2.1	0	--	0	--	0	--	47
Fulton	5	6.2	3	3.7	3	3.7	1	1.2	2	2.5	11	13.6	81
Montour	12	5.4	5	2.3	3	1.4	5	2.3	2	0.9	4	1.8	221
Potter	3	2.4	2	1.6	4	3.3	3	2.4	8	6.5	27	22.0	123
Sullivan	3	9.1	2	6.1	0	--	0	--	1	3.0	0	--	33

---

---

## CIVIL

*... cases in which the plaintiff requests enforcement or protection of a right or the remedy for, or prevention of a wrong done by the defendant.*

<b>Age of Pending Cases</b>	A breakdown of the caseload by the interval of time elapsed from the date of first filing to year's end.
<b>Arbitration Appeal</b>	A category for civil cases appealed de novo from an arbitration award.
<b>Cases Processed</b>	Disposition categories include:  <b>Cases Decided by an Arbitration Board:</b> Civil Actions decided by a Board of Arbitrators following an evidentiary hearing.  <b>Default Judgments:</b> Judgments entered against a party who failed to defend against a claim that has been brought by another party.  <b>Dismissed/Discontinued:</b> A disposition category for cases dismissed or discontinued.  <b>Dispositive Motions:</b> Motions seeking a court order that entirely disposes of one or more claims in favor of the moving party without further court proceedings.  <b>Jury Trial:</b> A disposition category for cases resolved by the verdict of a jury.  <b>Moved to Inactive Status:</b> Cases removed from the pending inventory that have been administratively classified as inactive.  <b>Non-Jury Trial:</b> A disposition category for cases resolved by the verdict of a judge.  <b>Other:</b> A residual disposition category for cases that cannot be counted in the disposition categories listed.  <b>Pa.R.C.P. 230.2 Administrative Review:</b> Civil cases that are terminated due to inactivity after a reasonable period of time, as dictated by rule.  <b>Settlements:</b> A disposition category for cases in which litigants reach an agreement resolving the dispute.  <b>Transferred/Withdrawn:</b> Transferred - cases that have been assigned to another jurisdiction. Withdrawn - cases in which the plaintiff has retracted their filing before the court.
<b>Cases Transferred In</b>	Civil cases transferred from another jurisdiction.
<b>Civil Action</b>	A category of civil cases in which an action is brought to enforce, redress or protect private rights.

---

<b>Civil Other</b>	A residual category of civil cases which are not Civil Actions. Included in this category are mandamus, replevin, mortgage foreclosure, etc.
<b>Civil Appeals</b>	<p>Cases in which the party filing in the court of common pleas is disputing the decision from an administrative agency. Administrative agencies include the Board of Assessment, the County Board of Elections, the Department of Transportation and the Zoning Board. Cases may be appealed from a Magisterial District Judge or Philadelphia Municipal Court Judge, a board of arbitrators or an administrative agency.</p> <p><b>Statutory Appeal: Other</b> - a residual case type category of civil appeals; the challenge to an action specifically provided for by statute.</p> <p><b>Other</b> - a residual case type category for civil appeals that cannot be counted in the listed categories.</p>
<b>Contract</b>	<p>Civil cases involving a dispute over an express or implied agreement between two or more parties:</p> <p><b>Buyer Plaintiff</b> - cases where a plaintiff/buyer of goods or services brings suit against a defendant/seller of goods or services for failure to either deliver the goods or services or to honor a warranty as promised in an express or implied agreement.</p> <p><b>Debt Collection: Credit Card</b> - cases where the plaintiff brings suit against a defendant for failure to pay for the goods or services as promised in either an express or implied credit card agreement/contract.</p> <p><b>Debt Collection: Other</b> - a residual case type category for debt collection that cannot be counted as an attempt to collect a credit card debt.</p> <p><b>Employment Dispute: Discrimination</b> - cases in which the plaintiff/employee alleges that the defendant/employer denied hiring, salary increases, or other forms of advancement based on the employee's race, gender, national origin, or sexual orientation.</p> <p><b>Employment Dispute: Other</b> - cases involving allegations other than discrimination, for instance wrongful termination.</p> <p><b>Other</b> - a residual case type category for contract cases that cannot be counted in the listed categories, for instance fraud, bad faith.</p>
<b>Docketed Cases</b>	The number of cases which have been filed in the prothonotary's office and are intended to be litigated.
<b>Mass Tort</b>	<p>A civil action case that involves numerous plaintiffs suing one or several defendants for an action arising from negligence on the part of the defendant/defendants.</p> <p><b>Other</b> - a residual case type category for mass tort cases that cannot be counted in the listed categories.</p>

---

---

---

**Miscellaneous**

Civil cases that cannot be counted in the case type categories listed:

**Common Law/Statutory Arbitration:**

**Common Law Arbitration** - elements of the arbitration process that are governed by common law.

**Statutory Arbitration** - elements of the arbitration process that are dictated by statute.

**Declaratory Judgment** - cases in which the plaintiff is seeking a decision from the court deciding the legal rights, duties or status of the parties.

**Mandamus** - cases in which the plaintiff seeks to force an official to perform an act he/she is legally required to do. The purpose is only to enforce rights already established.

**Non-Domestic Relations Restraining Order** - cases in which a petition for a restraining order is not the result of a domestic altercation. Cases reported in this category include petitions filed under the Protection from Sexual Violence & Intimidation Act (42 Pa.C.S. §62A).

**Other** - a residual case type category for miscellaneous cases that cannot be counted in the listed categories.

**Quo Warranto** - cases in which the plaintiff seeks to challenge an individual's right to hold a public or corporate office.

**Replevin** - cases in which the plaintiff seeks to recover goods or other property from a defendant who has wrongfully taken or retained them.

**Professional Liability**

Malpractice tort cases in which the defendant is alleged to have failed to provide reasonable professional care, attention, or skill to their patient/client thereby causing physical and/or financial harm:

**Dental** - cases that allege misconduct or negligence by a person in the dental profession acting in their professional capacity.

**Legal** - cases that allege misconduct or negligence by a person in the legal profession acting in their professional capacity.

**Medical** - cases that allege misconduct or negligence by a person in the medical profession acting in their professional capacity.

**Other Professional** - malpractice cases that allege misconduct or negligence by a person other than those previously specified such as accountants and architects.

---

---

## Real Property

Civil cases involving disputes over the ownership, use, boundaries, or value of real property. Real property is land and the things attached to it:

**Ejectment** - cases where the plaintiff brings suit in order to recover possession of land.

**Eminent Domain** - cases where property is taken by the government and the property owner files suit to halt the action.

**Ground Rent** - cases in which the plaintiff/landlord seeks to recover rent paid for the use of land.

**Landlord/Tenant Dispute** - cases where the plaintiff alleges a breach of the lease agreement between a landlord and a tenant, such as eviction.

**Mortgage Foreclosure: Residential/Commercial** - cases in which a mortgage holder such as a bank or finance company brings suit to take possession of and sell the mortgaged property to satisfy a debt.

**Other** - a residual case type category for real property cases that cannot be counted in the listed categories, such as alleged violations of housing code, mobile park evictions.

**Partition** - cases where the plaintiff brings suit in order to obtain a court ordered division of jointly owned real property.

**Quiet Title** - cases in which the plaintiff sues to have the court resolve conflicts over real property.

## Returned to Active

Cases previously deemed “inactive” that are being brought back into the pending inventory.

## Tort

A civil wrong arising from an act or failure to act, independent of a contract, for which an action for personal injury or property damages may be brought:

**Intentional** - cases in which injury to property or person is alleged to have been willfully done.

**Malicious Prosecution** - intentionally initiating a legal action that is brought without probable cause.

**Motor Vehicle** - cases involving personal injury, property damage, or wrongful death resulting from alleged negligence while operating a motor vehicle.

**Nuisance** - cases which involve activities that are unreasonable, unwarranted or unlawful, such as excess noise, traffic increase, and public disturbances.

**Other** - a residual case type category for tort cases that cannot be counted in the listed categories.

---

---

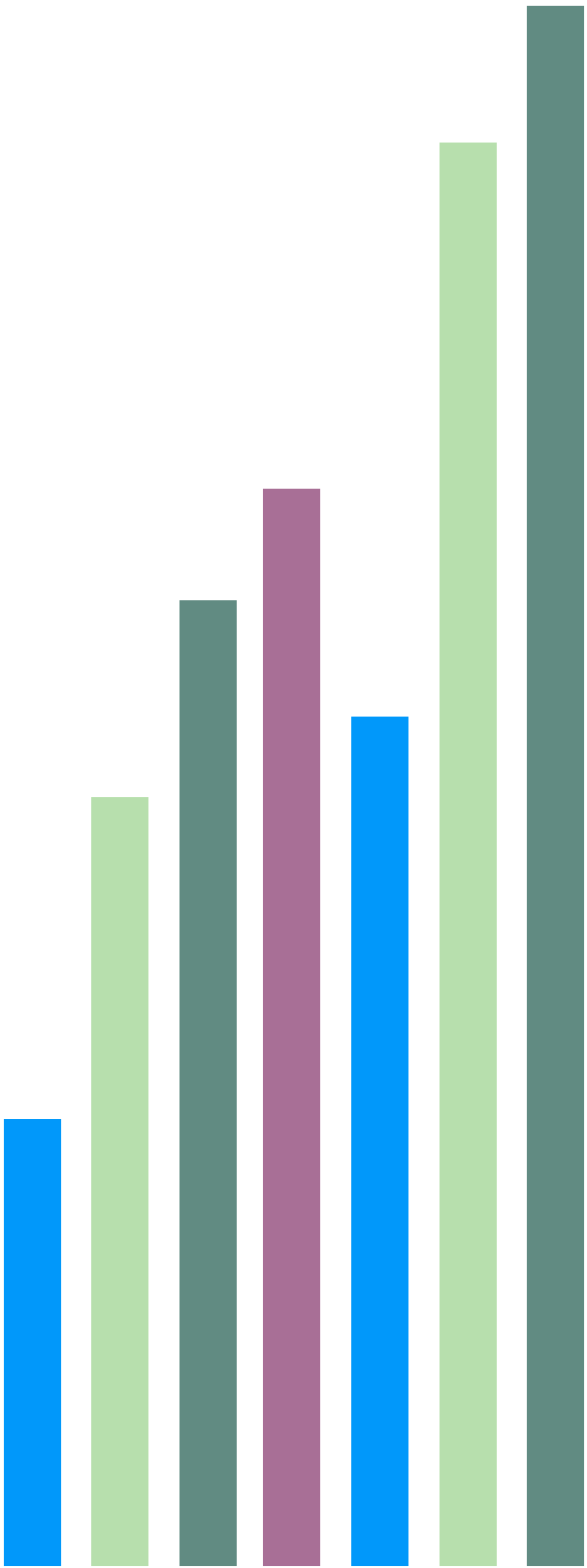
**Premises Liability** - cases involving claims brought against the owner of real property where the condition of the property is alleged to be the cause of personal injury.

**Product Liability** - cases involving the alleged responsibility of a vendor or manufacturer of goods to compensate for injury caused by defective merchandise.

**Slander/Libel/Defamation** - cases alleging harm to the reputation, community standing or livelihood of the plaintiff caused by false or misleading statements made by the defendant.



Domestic  
Relations  
Section



# 2022 Common Pleas State Totals Protection From Abuse

**Cases Pending 1/1/22** **11,834<sup>(R)</sup>**

New Cases Filed 40,623

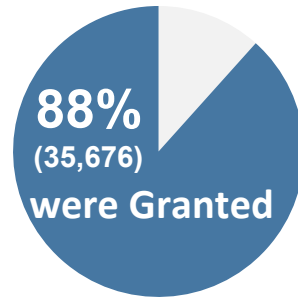
**Of the New Cases Filed:**

**Cases Available for Processing** **52,457**

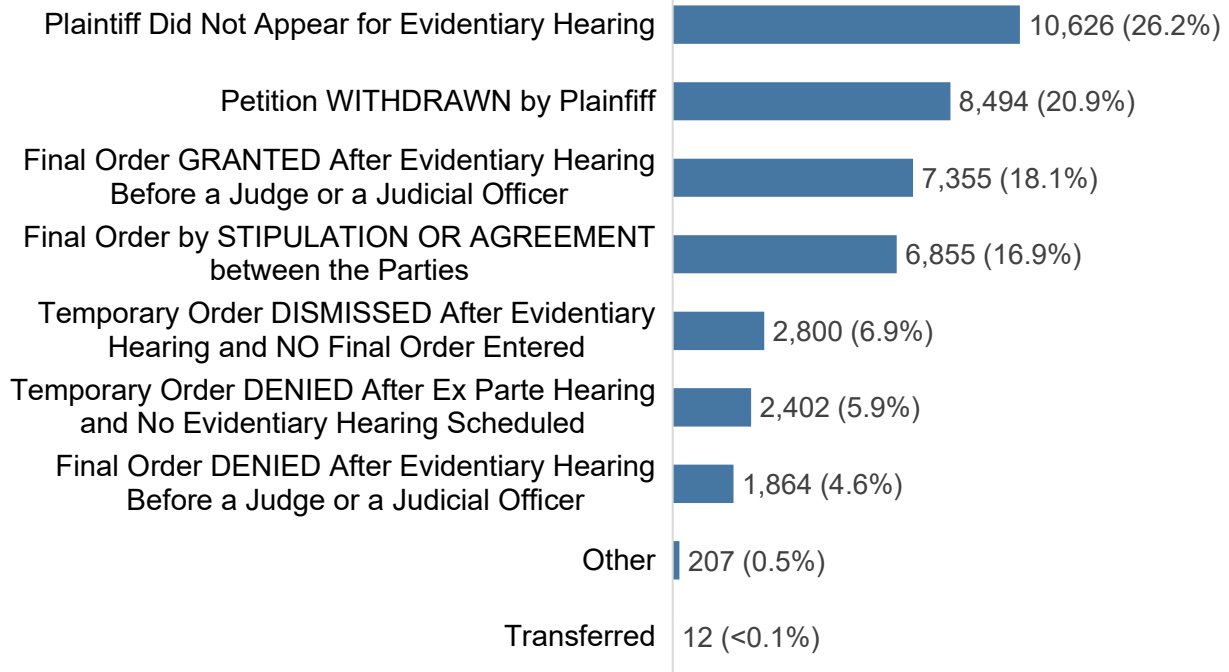
Temporary Orders Requested 40,377

**Cases Processed** **40,615**

**Cases Pending 12/31/22** **11,842**



**Processed Due To:**



(R) - Revised

Family Court Caseload - 2022 Protection From Abuse Filings

	Begin Pending	New Cases Filed	Cases Processed	End Pending	Of the New Cases Filed:						
					Petitions Requesting Temporary Orders	%	Temporary Orders Denied	%	Temporary Orders Granted	%	
<b><u>1st Class County</u></b>											
Philadelphia	4,956	8,034	8,685	4,305	8,034	100.0	95	1.2	7,939	98.8	
<b><u>2nd Class County</u></b>											
Allegheny	98	3,630	3,622	106	3,630	100.0	457	12.6	3,173	87.4	
<b><u>2A Class Counties</u></b>											
Bucks	5	771	768	8	743	96.4	163	21.9	580	78.1	
Delaware	1,136 (R)	2,115	2,214	1,037	2,115	100.0	448	21.2	1,667	78.8	
Lancaster	127	1,164	1,121	170	1,164	100.0	86	7.4	1,078	92.6	
Montgomery	485	1,830	1,757	558	1,830	100.0	137	7.5	1,693	92.5	
<b><u>3rd Class Counties</u></b>											
Berks	197	1,682	1,683	196	1,682	100.0	344	20.5	1,338	79.5	
Chester	511	707	589	629	707	100.0	24	3.4	683	96.6	
Cumberland	319	508	408	419	496	97.6	81	16.3	415	83.7	
Dauphin	116	1,162	1,162	116	1,162	100.0	218	18.8	944	81.2	
Erie	89	795	757	127	761	95.7	229	30.1	532	69.9	
Lackawanna	1,679 (R)	965	656	1,988	965	100.0	103	10.7	862	89.3	
Lehigh	89	1,723	1,734	78	1,723	100.0	278	16.1	1,445	83.9	
Luzerne	0	1,706	1,600	106	1,706	100.0	194	11.4	1,512	88.6	
Northampton	29	1,039	1,041	27	1,039	100.0	144	13.9	895	86.1	
Westmoreland	167 (R)	931	922	176	931	100.0	92	9.9	839	90.1	
York	68	1,507	1,502	73	1,355	89.9	256	18.9	1,099	81.1	
<b><u>4th Class Counties</u></b>											
Beaver	128	482	480	130	482	100.0	70	14.5	412	85.5	
Butler	83	359	366	76	359	100.0	32	8.9	327	91.1	
Cambria	19	338	330	27	338	100.0	111	32.8	227	67.2	
Centre	73	245	257	61	244	99.6	9	3.7	235	96.3	
Fayette	71	525	547	49	525	100.0	80	15.2	445	84.8	
Franklin	14 (R)	215	228	1	215	100.0	20	9.3	195	90.7	
Monroe	28	579	562	45	579	100.0	133	23.0	446	77.0	
Schuylkill	49	369	363	55	369	100.0	13	3.5	356	96.5	
Washington	137	620	695	62	620	100.0	94	15.2	526	84.8	
<b><u>5th Class Counties</u></b>											
Adams	20	194	181	33	194	100.0	16	8.2	178	91.8	
Blair	171	565	573	163	565	100.0	29	5.1	536	94.9	
Lawrence	158	379	354	183	379	100.0	35	9.2	344	90.8	
Lebanon	58	439	433	64	439	100.0	27	6.2	412	93.8	
Lycoming	43	472	485	30	472	100.0	54	11.4	418	88.6	
Mercer	22	414	401	35	414	100.0	78	18.8	336	81.2	
Northumberland	10	389	387	12	370	95.1	49	13.2	321	86.8	

(R) - Revised

Family Court Caseload - 2022 Protection From Abuse Filings

	Begin Pending	New Cases Filed	Cases Processed	End Pending	Of the New Cases Filed:					
					Petitions Requesting Temporary Orders	%	Temporary Orders Denied	%	Temporary Orders Granted	%
<b><u>6th Class Counties</u></b>										
Armstrong	23	171	167	27	171	100.0	0	--	171	100.0
Bedford	182	113	269	26	113	100.0	21	18.6	92	81.4
Bradford	17 (R)	310	300	27	310	100.0	94	30.3	216	69.7
Carbon	35	334	345	24	334	100.0	45	13.5	289	86.5
Clarion	3	30	31	2	30	100.0	2	6.7	28	93.3
Clearfield	5	155	155	5	155	100.0	1	0.6	154	99.4
Clinton	45	136	152	29	136	100.0	17	12.5	119	87.5
Columbia	48	158	104	102	158	100.0	4	2.5	154	97.5
Crawford	9	148	150	7	148	100.0	6	4.1	142	95.9
Elk	18 (R)	53	69	2	53	100.0	22	41.5	31	58.5
Greene	17	167	155	29	167	100.0	39	23.4	128	76.6
Huntingdon	5 (R)	157	125	37	157	100.0	31	19.7	126	80.3
Indiana	8	181	174	15	181	100.0	4	2.2	177	97.8
Jefferson	9 (R)	89	90	8	89	100.0	16	18.0	73	82.0
McKean	40	88	83	45	88	100.0	1	1.1	87	98.9
Mifflin	2	72	64	10	72	100.0	3	4.2	69	95.8
Perry	0	138	128	10	138	100.0	12	8.7	126	91.3
Pike	25	190	180	35	190	100.0	82	43.2	108	56.8
Somerset	18	156	153	21	156	100.0	2	1.3	154	98.7
Susquehanna	12	142	150	4	142	100.0	7	4.9	135	95.1
Tioga	21	32	28	25	32	100.0	0	--	32	100.0
Venango	76	118	63	131	118	100.0	12	10.2	106	89.8
Warren	4	98	83	19	98	100.0	3	3.1	95	96.9
Wayne	12	174	170	16	174	100.0	25	14.4	149	85.6
<b><u>7th Class Counties</u></b>										
Juniata	7	20	22	5	20	100.0	2	10.0	18	90.0
Snyder	6	53	53	6	53	100.0	7	13.2	46	86.8
Union	6	67	64	9	67	100.0	0	--	67	100.0
Wyoming	8	73	80	1	73	100.0	24	32.9	49	67.1
<b><u>8th Class Counties</u></b>										
Cameron	2 (R)	9	11	0	9	100.0	4	44.4	5	55.6
Forest	2	7	9	0	7	100.0	1	14.3	6	85.7
Fulton	1 (R)	36	33	4	36	100.0	2	5.6	34	94.4
Montour	8	30	26	12	30	100.0	1	3.3	29	96.7
Potter	2	52	52	2	52	100.0	11	21.2	41	78.8
Sullivan	3	13	14	2	13	100.0	1	7.7	12	92.3

(R) - Revised

Family Court Caseload - 2022 Protection From Abuse Processed

	Final Order				Temporary Order				Plaintiff Did Not Appear	
	Granted	%	Denied	%	Dismissed	%	Denied	%		%
<b><u>1st Class County</u></b>										
Philadelphia	1,187	13.7	63	0.7	566	6.5	0	--	4,856	55.9
<b><u>2nd Class County</u></b>										
Allegheny	642	17.7	93	2.6	0	--	258	7.1	661	18.2
<b><u>2A Class Counties</u></b>										
Bucks	147	19.1	107	13.9	2	0.3	0	--	78	10.2
Delaware	296	13.4	220	9.9	2	0.1	138	6.2	843	38.1
Lancaster	154	13.7	24	2.1	39	3.5	83	7.4	313	27.9
Montgomery	251	14.3	152	8.7	0	--	89	5.1	306	17.4
<b><u>3rd Class Counties</u></b>										
Berks	227	13.5	1	0.1	283	16.8	344	20.4	282	16.8
Chester	121	20.5	5	0.8	250	42.4	25	4.2	6	1.0
Cumberland	97	23.8	19	4.7	10	2.5	7	1.7	37	9.1
Dauphin	290	25.0	186	16.0	6	0.5	135	11.6	136	11.7
Erie	128	16.9	62	8.2	0	--	224	29.6	98	12.9
Lackawanna	108	16.5	24	3.7	0	--	0	--	109	16.6
Lehigh	292	16.8	1	0.1	248	14.3	121	7.0	372	21.5
Luzerne	307	19.2	132	8.3	0	--	32	2.0	325	20.3
Northampton	228	21.9	56	5.4	289	27.8	66	6.3	193	18.5
Westmoreland	197	21.4	0	--	121	13.1	93	10.1	190	20.6
York	262	17.4	140	9.3	11	0.7	64	4.3	311	20.7
<b><u>4th Class Counties</u></b>										
Beaver	52	10.8	5	1.0	177	36.9	64	13.3	115	24.0
Butler	47	12.8	22	6.0	123	33.6	32	8.7	74	20.2
Cambria	36	10.9	30	9.1	24	7.3	71	21.5	22	6.7
Centre	54	21.0	26	10.1	53	20.6	1	0.4	17	6.6
Fayette	80	14.6	25	4.6	2	0.4	28	5.1	157	28.7
Franklin	59	25.9	8	3.5	74	32.5	17	7.5	6	2.6
Monroe	66	11.7	56	10.0	0	--	11	2.0	137	24.4
Schuylkill	98	27.0	41	11.3	1	0.3	13	3.6	66	18.2
Washington	110	15.8	49	7.1	24	3.5	73	10.5	92	13.2
<b><u>5th Class Counties</u></b>										
Adams	38	21.0	6	3.3	0	--	11	6.1	13	7.2
Blair	246	42.9	1	0.2	60	10.5	2	0.3	76	13.3
Lawrence	109	30.8	3	0.8	37	10.5	32	9.0	104	29.4
Lebanon	79	18.2	12	2.8	0	--	20	4.6	85	19.6
Lycoming	82	16.9	28	5.8	4	0.8	54	11.1	45	9.3
Mercer	168	41.9	70	17.5	0	--	2	0.5	41	10.2
Northumberland	107	27.6	28	7.2	24	6.2	41	10.6	70	18.1

Family Court Caseload - 2022 Protection From Abuse Processed

	Petition Withdrawn	%	Stipulation or Agreement	%	Other	%	Transferred	%	Cases Processed
<b><u>1st Class County</u></b>									
Philadelphia	1,156	13.3	788	9.1	69	0.8	0	--	8,685
<b><u>2nd Class County</u></b>									
Allegheny	1,402	38.7	564	15.6	0	--	2	0.1	3,622
<b><u>2A Class Counties</u></b>									
Bucks	255	33.2	177	23.0	2	0.3	0	--	768
Delaware	566	25.6	149	6.7	0	--	0	--	2,214
Lancaster	345	30.8	163	14.5	0	--	0	--	1,121
Montgomery	548	31.2	411	23.4	0	--	0	--	1,757
<b><u>3rd Class Counties</u></b>									
Berks	288	17.1	258	15.3	0	--	0	--	1,683
Chester	27	4.6	155	26.3	0	--	0	--	589
Cumberland	108	26.5	130	31.9	0	--	0	--	408
Dauphin	166	14.3	230	19.8	11	0.9	2	0.2	1,162
Erie	48	6.3	196	25.9	1	0.1	0	--	757
Lackawanna	251	38.3	164	25.0	0	--	0	--	656
Lehigh	384	22.1	312	18.0	4	0.2	0	--	1,734
Luzerne	376	23.5	421	26.3	7	0.4	0	--	1,600
Northampton	99	9.5	109	10.5	1	0.1	0	--	1,041
Westmoreland	241	26.1	79	8.6	0	--	1	0.1	922
York	257	17.1	456	30.4	1	0.1	0	--	1,502
<b><u>4th Class Counties</u></b>									
Beaver	40	8.3	27	5.6	0	--	0	--	480
Butler	31	8.5	36	9.8	0	--	1	0.3	366
Cambria	42	12.7	102	30.9	3	0.9	0	--	330
Centre	32	12.5	36	14.0	37	14.4	1	0.4	257
Fayette	119	21.8	136	24.9	0	--	0	--	547
Franklin	1	0.4	50	21.9	13	5.7	0	--	228
Monroe	112	19.9	180	32.0	0	--	0	--	562
Schuylkill	74	20.4	70	19.3	0	--	0	--	363
Washington	161	23.2	185	26.6	0	--	1	0.1	695
<b><u>5th Class Counties</u></b>									
Adams	50	27.6	62	34.3	0	--	1	0.6	181
Blair	160	27.9	23	4.0	5	0.9	0	--	573
Lawrence	50	14.1	19	5.4	0	--	0	--	354
Lebanon	103	23.8	134	30.9	0	--	0	--	433
Lycoming	99	20.4	173	35.7	0	--	0	--	485
Mercer	116	28.9	4	1.0	0	--	0	--	401
Northumberland	56	14.5	32	8.3	29	7.5	0	--	387

Family Court Caseload - 2022 Protection From Abuse Processed

	Final Order				Temporary Order				Plaintiff Did Not Appear	
	Granted	%	Denied	%	Dismissed	%	Denied	%	Not Appear	%
<b><u>6th Class Counties</u></b>										
Armstrong	33	19.8	1	0.6	5	3.0	0	--	3	1.8
Bedford	94	34.9	0	--	85	31.6	0	--	12	4.5
Bradford	54	18.0	1	0.3	46	15.3	87	29.0	58	19.3
Carbon	67	19.4	41	11.9	0	--	0	--	87	25.2
Clarion	17	54.8	0	--	9	29.0	2	6.5	0	--
Clearfield	72	46.5	8	5.2	0	--	1	0.6	12	7.7
Clinton	28	18.4	5	3.3	42	27.6	1	0.7	9	5.9
Columbia	38	36.5	4	3.8	2	1.9	1	1.0	8	7.7
Crawford	15	10.0	4	2.7	0	--	0	--	23	15.3
Elk	15	21.7	7	10.1	1	1.4	18	26.1	4	5.8
Greene	23	14.8	2	1.3	14	9.0	31	20.0	14	9.0
Huntingdon	31	24.8	4	3.2	37	29.6	2	1.6	23	18.4
Indiana	26	14.9	6	3.4	3	1.7	0	--	14	8.0
Jefferson	17	18.9	3	3.3	1	1.1	16	17.8	1	1.1
McKean	46	55.4	1	1.2	0	--	0	--	18	21.7
Mifflin	14	21.9	5	7.8	13	20.3	0	--	2	3.1
Perry	34	26.6	0	--	44	34.4	3	2.3	3	2.3
Pike	22	12.2	9	5.0	4	2.2	52	28.9	31	17.2
Somerset	23	15.0	2	1.3	3	2.0	0	--	9	5.9
Susquehanna	52	34.7	25	16.7	0	--	6	4.0	8	5.3
Tioga	19	67.9	0	--	0	--	0	--	0	--
Venango	31	49.2	2	3.2	0	--	0	--	0	--
Warren	29	34.9	3	3.6	5	6.0	2	2.4	0	--
Wayne	45	26.5	11	6.5	2	1.2	0	--	48	28.2
<b><u>7th Class Counties</u></b>										
Juniata	3	13.6	0	--	2	9.1	0	--	1	4.5
Snyder	25	47.2	1	1.9	5	9.4	7	13.2	0	--
Union	17	26.6	0	--	28	43.8	2	3.1	0	--
Wyoming	33	41.3	4	5.0	6	7.5	18	22.5	1	1.3
<b><u>8th Class Counties</u></b>										
Cameron	3	27.3	2	18.2	0	--	1	9.1	0	--
Forest	4	44.4	1	11.1	0	--	0	--	0	--
Fulton	20	60.6	9	27.3	4	12.1	0	--	0	--
Montour	16	61.5	0	--	8	30.8	0	--	1	3.8
Potter	19	36.5	8	15.4	0	--	0	--	0	--
Sullivan	5	35.7	0	--	1	7.1	1	7.1	0	--

Family Court Caseload - 2022 Protection From Abuse Processed

	Petition Withdrawn	%	Stipulation or Agreement	%	Other	%	Transferred	%	Cases Processed
<b><u>6th Class Counties</u></b>									
Armstrong	54	32.3	71	42.5	0	--	0	--	167
Bedford	51	19.0	27	10.0	0	--	0	--	269
Bradford	39	13.0	15	5.0	0	--	0	--	300
Carbon	99	28.7	51	14.8	0	--	0	--	345
Clarion	3	9.7	0	--	0	--	0	--	31
Clearfield	16	10.3	46	29.7	0	--	0	--	155
Clinton	42	27.6	24	15.8	0	--	1	0.7	152
Columbia	26	25.0	22	21.2	3	2.9	0	--	104
Crawford	39	26.0	68	45.3	1	0.7	0	--	150
Elk	15	21.7	9	13.0	0	--	0	--	69
Greene	29	18.7	42	27.1	0	--	0	--	155
Huntingdon	2	1.6	25	20.0	0	--	1	0.8	125
Indiana	81	46.6	44	25.3	0	--	0	--	174
Jefferson	12	13.3	40	44.4	0	--	0	--	90
McKean	17	20.5	0	--	0	--	1	1.2	83
Mifflin	11	17.2	19	29.7	0	--	0	--	64
Perry	3	2.3	41	32.0	0	--	0	--	128
Pike	29	16.1	33	18.3	0	--	0	--	180
Somerset	33	21.6	72	47.1	11	7.2	0	--	153
Susquehanna	31	20.7	27	18.0	1	0.7	0	--	150
Tioga	9	32.1	0	--	0	--	0	--	28
Venango	1	1.6	27	42.9	2	3.2	0	--	63
Warren	17	20.5	27	32.5	0	--	0	--	83
Wayne	32	18.8	31	18.2	1	0.6	0	--	170
<b><u>7th Class Counties</u></b>									
Juniata	5	22.7	11	50.0	0	--	0	--	22
Snyder	8	15.1	6	11.3	1	1.9	0	--	53
Union	9	14.1	6	9.4	2	3.1	0	--	64
Wyoming	13	16.3	4	5.0	1	1.3	0	--	80
<b><u>8th Class Counties</u></b>									
Cameron	3	27.3	2	18.2	0	--	0	--	11
Forest	1	11.1	2	22.2	1	11.1	0	--	9
Fulton	0	--	0	--	0	--	0	--	33
Montour	1	3.8	0	--	0	--	0	--	26
Potter	0	--	25	48.1	0	--	0	--	52
Sullivan	0	--	7	50.0	0	--	0	--	14



---

---

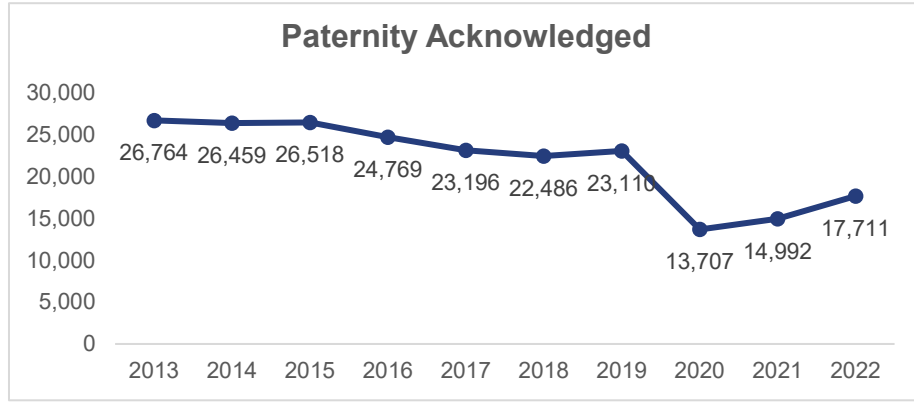
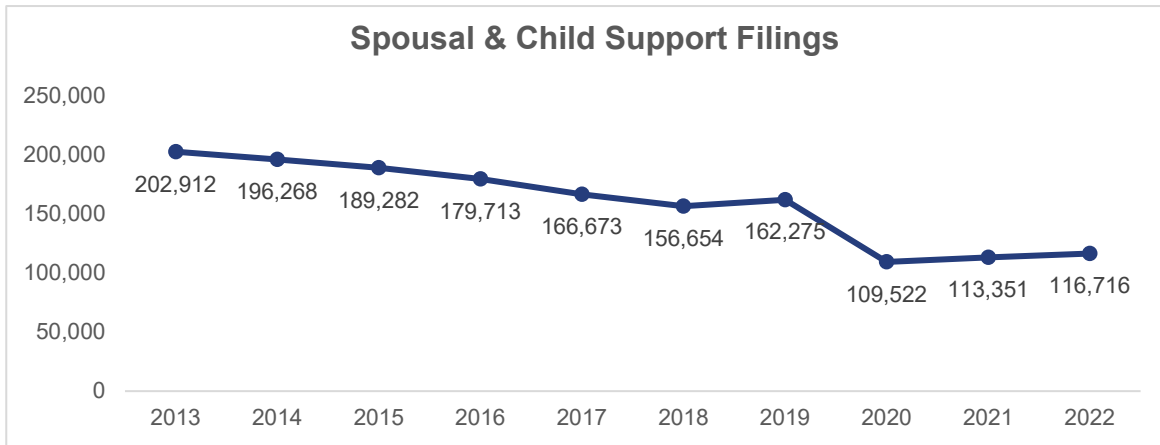
## **PROTECTION FROM ABUSE**

*... cases in which a plaintiff has petitioned the court of common pleas for relief from abuse by a defendant who is a household member, intimate partner, or shares biological parenthood.*

<b>Cases Processed</b>	A petition is processed when a final order granting or denying the petition is entered by the court, or the petition is dismissed, denied, withdrawn, or otherwise terminated.
<b>Final Order After Evidentiary Hearing Before a Judge</b>	A final order granting or denying the petition is entered following an evidentiary hearing before a judge.
<b>Final Order by Stipulation or Agreement Between the Parties</b>	A petition was resolved by stipulation or agreement between the parties regardless of whether or not a hearing was started before the court. Also included in this category are consent agreements.
<b>New Cases Filed</b>	A new case is a petition filed with the prothonotary during the year, regardless of the number of protected persons listed on the petition. NOT included are indirect criminal contempt actions or ancillary petitions such as petitions to modify, extend or terminate an existing order.
<b>Other Disposition</b>	A residual disposition category for petitions processed by procedures not specified in the main disposition categories.
<b>Petitions Requesting Temporary Orders</b>	Of the new petitions filed, the number of plaintiffs requesting a temporary protection order.
<b>Petition Withdrawn by Plaintiff</b>	A petition is withdrawn by the petitioner prior to or during the hearing.
<b>Plaintiff Did Not Appear for an Evidentiary Hearing</b>	A petition was terminated because the plaintiff did not attend the scheduled hearing.
<b>Temporary Orders Denied</b>	Of those plaintiffs requesting a temporary order, the number of requests that were denied.
<b>Temporary Order Denied After Ex Parte Hearing and No Evidentiary Hearing Scheduled</b>	The petition is terminated due to the denial of a temporary order and no further proceedings are scheduled.
<b>Temporary Order Dismissed After Evidentiary Hearing and No Final Order Entered</b>	A temporary order was granted, but later dismissed at either the 10-day hearing or following a period where the temporary order was continued; no final order is entered and no further proceedings are scheduled.
<b>Temporary Orders Granted</b>	Of those plaintiffs requesting a temporary order, the number of requests that were granted.
<b>Transferred to Another Jurisdiction</b>	A petition was transferred to another jurisdiction for disposition. Active PFA orders transferred to another jurisdiction for enforcement are NOT included.

# 2022 Common Pleas State Totals Support & Paternity

Spousal & Child Support		Paternity	
<b>Cases Pending 1/1/22</b>	<b>46,067</b>	<b><u>Acknowledgements Filed:</u></b>	
New Cases Filed	116,716	Non-Domestic Relations Section	14,839
Dockets Transferred In (plus)	2,096	During Conference	1,829
Dockets Transferred Out (minus)	1,833	Non-Stipulated (post genetic test)	161
<b>Cases Available for Processing</b>	<b>163,046</b>	Pre-Trial Conference	882
		<b>Total</b>	<b>17,711</b>
Processed By:		<b><u>Established:</u></b>	
Judge	3,986	Stipulated by Genetic Test	1,704
Non-Judicial Officer	111,514	Default: Father Failed to Appear	1,236
<i>Intake Officer</i>	99,514	Adjudication by Court Proceeding	90
<i>Hearing Officer</i>	12,000	Out of State	3,437
Other	75	<b>Total</b>	<b>6,467</b>
<b>Cases Processed</b>	<b>115,575</b>	<b>Total</b>	<b>6,467</b>
<b>Cases Pending 12/31/22</b>	<b>47,471</b>	<b>Pending as of 12/31/2022</b>	<b>11,019</b>



---

---

## PACSES NOTE

Support data for each judicial district are supplied to the Administrative Office from the Department of Public Welfare's automated system "Pennsylvania Child Support Enforcement System" (PACSES). The Non-Judicial Officer disposition category is divided into two subcategories - Conference/Intake Officer and Hearing Officer - to better reflect the different procedures by which support cases may be disposed.

Pa.R.C.P.1910.10 requires counties to choose one of two procedures for hearing support matters. The president judge or the administrative judge of the family division of each county must certify to the Domestic Relations Procedural Rules Committee that support proceedings are conducted in accordance with Rule 1910.11 or Rule 1910.12.

In counties operating under Pa.R.C.P.1910.11, a conference is held before a conference/intake officer, an interim order is then entered, and if one or both of the parties are dissatisfied, a hearing *de novo* is held before a judge. Counties operating under Pa.R.C.P.1910.11 do not utilize hearing officers; hearing officers are attorneys appointed by the court.

The procedures set forth in Pa.R.C.P.1910.12 provide for a conference before a conference/intake officer and an interim order. If one or both parties are not satisfied with the interim order, a *de novo* hearing on the record is held before a hearing officer. The hearing officer then issues a report with recommendations, to which the parties may file exceptions with a judge.

<u>Pa. R.C.P. 1910.11</u>			<u>Pa. R.C.P. 1910.12</u>	
Adams	Fulton	Somerset	Allegheny	Lebanon
Beaver	Greene	Sullivan	Armstrong	Lehigh
Bedford	Huntingdon	Tioga	Berks	Luzerne
Blair	Jefferson	Union	Bradford	Lycoming
Bucks	Juniata	Wayne	Cambria	McKean
Butler	Lancaster	Wyoming	Carbon	Monroe
Cameron	Lawrence	York	Chester	Montgomery *
Centre	Mercer		Clarion	Montour
Clearfield	Mifflin		Columbia	Philadelphia
Clinton	Northampton		Cumberland	Schuylkill
Crawford	Northumberland		Elk	Susquehanna
Dauphin	Perry		Forest	Venango
Delaware	Pike		Franklin	Warren
Erie	Potter		Indiana	Washington
Fayette	Snyder		Lackawanna	Westmoreland

\* Montgomery County uses hearings conducted by a conciliator, which is followed by an off-the-record *de novo* hearing before an attorney master/conference officer, followed by a *de novo* hearing before a judge.

Please note that in support cases, the "Other" category is only used to report cases that are transferred to another county or state. Dismissals, withdrawals, stipulations and agreements between the parties are included in the Conference/Intake Officer, Hearing Officer, or Judge categories, as appropriate.

Family Court Caseload - 2022 Spousal & Child Support

	Begin Pending	New Cases Filed	(plus) Dockets Transferred In	(minus) Dockets Transferred Out	Cases Processed	End Pending	Processed By:			
							Judge	Intake Officer	Hearing Officer	Other
<b><u>1st Class County</u></b>										
Philadelphia	20,652	15,769	213	179	14,034	22,421	143	10,148	3,742	1
<b><u>2nd Class County</u></b>										
Allegheny	4,269	9,084	61	79	9,376	3,959	91	7,316	1,962	7
<b><u>2A Class Counties</u></b>										
Bucks	702	2,833	25	52	3,027	481	551	2,475	0	1
Delaware	2,732	5,135	90	158	4,969	2,830	279	2,396	2,292	2
Lancaster	1,012	4,047	72	135	3,931	1,065	385	3,546	0	0
Montgomery	711	2,913	50	43	2,531	1,100	25	1,916	546	44
<b><u>3rd Class Counties</u></b>										
Berks	1,282	5,146	51	71	5,199	1,209	13	4,556	623	7
Chester	725	1,947	38	48	1,908	754	99	1,714	94	1
Cumberland	296	2,012	28	31	1,901	404	10	1,766	125	0
Dauphin	1,085	4,545	145	21	4,567	1,187	196	4,371	0	0
Erie	691	5,002	30	17	4,930	776	273	4,657	0	0
Lackawanna	707	2,622	40	75	2,403	891	1	2,351	51	0
Lehigh	602	3,108	65	72	3,047	656	56	2,588	403	0
Luzerne	562	2,144	35	21	2,267	453	46	2,183	38	0
Northampton	637	3,161	52	91	3,160	599	275	2,885	0	0
Westmoreland	1,343	3,424	67	52	4,295	487	13	4,149	133	0
York	761	5,363	70	48	5,213	933	181	5,032	0	0
<b><u>4th Class Counties</u></b>										
Beaver	212	1,355	8	8	1,356	211	85	1,270	0	1
Butler	237	1,218	15	45	1,210	215	95	1,115	0	0
Cambria	262	1,568	77	33	1,622	252	27	1,529	65	1
Centre	86	803	11	1	811	88	21	790	0	0
Fayette	221	1,471	13	12	1,483	210	51	1,431	0	1
Franklin	252	1,522	8	10	1,543	229	2	1,477	64	0
Monroe	380	1,364	22	26	1,189	551	2	1,078	109	0
Schuylkill	318	1,616	25	16	1,597	346	4	1,537	56	0
Washington	535	1,545	18	17	1,665	416	11	1,450	204	0
<b><u>5th Class Counties</u></b>										
Adams	362	1,101	9	11	1,092	369	50	1,042	0	0
Blair	230	1,113	15	11	1,069	278	87	982	0	0
Lawrence	276	1,544	9	20	1,567	242	102	1,465	0	0
Lebanon	323	1,670	19	44	1,565	403	39	1,230	296	0
Lycoming	155	1,424	19	19	1,477	102	17	1,235	224	1
Mercer	481	2,388	74	55	2,403	485	86	2,317	0	0
Northumberland	124	993	28	24	1,005	116	39	943	23	0

Data provided by PACSES

\* "Exceptions" from a Master/Conference Officer are not reported by PACSES.

Family Court Caseload - 2022 Spousal & Child Support

	Begin Pending	New Cases Filed	(plus) Dockets Transferred In	(minus) Dockets Transferred Out	Cases Processed	End Pending	Processed By:			
							Judge	Intake Officer	Hearing Officer	Other
<b><u>6th Class Counties</u></b>										
Armstrong	76	472	11	10	497	52	2	438	56	1
Bedford	103	393	7	4	412	87	34	378	0	0
Bradford	130	970	6	10	952	144	121	534	297	0
Carbon	144	870	42	23	893	140	9	834	50	0
Clarion	42	501	8	14	474	63	16	434	24	0
Clearfield	90	854	90	2	934	98	24	909	0	1
Clinton	34	456	10	7	447	46	24	423	0	0
Columbia/Montour*	174	891	17	12	936	134	7	857	72	0
Crawford	149	1,057	8	13	1,056	145	26	1,030	0	0
Elk	65	270	12	1	269	77	2	260	5	2
Greene	171	502	5	2	534	142	41	493	0	0
Huntingdon	158	715	118	8	839	144	36	803	0	0
Indiana	175	758	94	21	774	232	1	731	42	0
Jefferson	68	339	12	6	345	68	15	330	0	0
McKean	115	344	9	7	353	108	27	58	267	1
Mifflin	84	709	10	13	689	101	13	676	0	0
Perry	79	380	15	9	395	70	29	366	0	0
Pike	94	541	15	3	574	73	19	555	0	0
Somerset	199	762	6	6	804	157	52	751	0	1
Susquehanna	71	450	9	6	476	48	7	419	50	0
Tioga	60	711	8	11	710	58	14	694	0	2
Venango	107	512	7	11	528	87	12	459	57	0
Warren/Forest*	86	475	6	11	454	102	5	419	30	0
Wayne	69	364	6	19	367	53	26	341	0	0
<b><u>7th Class Counties</u></b>										
Juniata	30	254	2	6	243	37	6	237	0	0
Snyder	54	184	8	10	183	53	28	155	0	0
Union	40	350	34	23	347	54	8	339	0	0
Wyoming	47	261	8	6	262	48	15	247	0	0
<b><u>8th Class Counties</u></b>										
Cameron	18	56	1	10	65	0	3	62	0	0
Fulton	12	138	2	1	145	6	2	143	0	0
Potter	93	186	6	3	173	109	6	167	0	0
Sullivan	7	41	2	0	33	17	1	32	0	0

Data provided by PACSES

\* Domestic Relations Office combined, breakout not available.

---

---

## **SPOUSAL & CHILD SUPPORT**

*... those cases in which a complaint has been filed requesting the court to require maintenance of a spouse or child by a person required by law to provide such maintenance.*

<b>Cases Processed</b>	A case is considered processed when a final order is entered.
<b>Conference/Intake Officer</b>	<p>A type of non-judicial officer who conducts an office conference pursuant to Pa.R.C.P. 1910.11. A support complaint is considered processed by a conference/intake officer if:</p> <ol style="list-style-type: none"><li>1) an agreement is reached during an office conference and the court approves the agreement; or,</li><li>2) no party demands a hearing within 20 days after an office conference.</li></ol>
<b>Dockets Transferred In/Out</b>	Refers to the number of cases transferred from/to another county or state before a support order is established.
<b>Hearing Officer</b>	<p>A type of non-judicial officer (an attorney) who conducts a hearing on the record and files an interim order to the court pursuant to Pa.R.C.P. 1910.12. A support petition is considered processed by a hearing officer if no party files exceptions to any part of the resulting interim order.</p>
<b>Judge</b>	This disposition type refers to the number of cases in which disputed issues of fact were heard by a judge in an evidentiary proceeding.
<b>New Cases Filed</b>	A new support case is initiated with the filing of a complaint with the domestic relations section of the court of common pleas. Included are incoming reciprocal cases, petitions for modification or termination, and alimony pendente lite.
<b>Other</b>	This disposition type refers to the number of cases not processed by a judge or conference/intake officer. Dismissals, withdrawals, stipulations and agreements between the parties are included in Conference/Intake Officer, Hearing Officer, or Judge categories, as appropriate.

Family Court Caseload - 2022 Paternity Acknowledgements Filed

	Non-Domestic Relations Section	During Conference	Non-Stipulated (post genetic test)	Pre-Trial Conference	Total
<b><u>1st Class County</u></b>					
Philadelphia	3,043	231	9	374	3,657
<b><u>2nd Class County</u></b>					
Allegheny	607	294	64	9	974
<b><u>2A Class Counties</u></b>					
Bucks	351	76	1	11	439
Delaware	717	123	5	24	869
Lancaster	582	18	5	77	682
Montgomery	482	47	0	0	529
<b><u>3rd Class Counties</u></b>					
Berks	790	28	0	61	879
Chester	263	41	9	23	336
Cumberland	239	18	0	13	270
Dauphin	544	57	10	21	632
Erie	461	55	0	1	517
Lackawanna	417	33	18	1	469
Lehigh	516	98	0	8	622
Luzerne	471	59	3	0	533
Northampton	324	47	0	5	376
Westmoreland	353	74	0	0	427
York	663	36	0	42	741
<b><u>4th Class Counties</u></b>					
Beaver	160	31	0	2	193
Butler	120	18	0	3	141
Cambria	176	28	1	6	211
Centre	55	8	1	0	64
Fayette	173	44	0	11	228
Franklin	173	13	1	15	202
Monroe	171	0	0	16	187
Schuylkill	204	41	2	0	247
Washington	171	2	0	0	173
<b><u>5th Class Counties</u></b>					
Adams	119	24	2	6	151
Blair	158	27	3	1	189
Lawrence	105	28	0	11	144
Lebanon	207	23	1	0	231
Lycoming	180	14	0	1	195
Mercer	140	22	1	0	163
Northumberland	147	6	0	8	161

Data provided by PACSES

Family Court Caseload - 2022 Paternity Acknowledgements Filed

	Non-Domestic Relations Section	During Conference	Non-Stipulated (post genetic test)	Pre-Trial Conference	Total
<b><u>6th Class Counties</u></b>					
Armstrong	59	10	1	0	70
Bedford	44	4	0	0	48
Bradford	61	14	10	1	86
Carbon	93	4	1	4	102
Clarion	41	9	0	6	56
Clearfield	100	11	0	5	116
Clinton	53	7	0	2	62
Columbia/Montour*	91	18	1	0	110
Crawford	82	0	0	12	94
Elk	29	5	0	0	34
Greene	55	7	2	0	64
Huntingdon	73	0	1	3	77
Indiana	25	6	0	0	31
Jefferson	58	2	1	7	68
McKean	38	3	0	8	49
Mifflin	82	6	0	0	88
Perry	56	0	2	14	72
Pike	38	13	0	0	51
Somerset	99	8	1	0	108
Susquehanna	41	8	0	0	49
Tioga	52	10	0	0	62
Venango	59	1	0	49	109
Warren/Forest*	42	0	2	10	54
Wayne	37	2	1	10	50
<b><u>7th Class Counties</u></b>					
Juniata	24	1	0	1	26
Snyder	35	4	0	0	39
Union	36	2	0	0	38
Wyoming	17	4	2	0	23
<b><u>8th Class Counties</u></b>					
Cameron	2	0	0	0	2
Fulton	24	6	0	0	30
Potter	7	0	0	0	7
Sullivan	4	0	0	0	4

Data provided by PACSES

\* Domestic Relations Office combined, breakout not available.



Family Court Caseload - 2022 Paternity Established/Pending

	Stipulated by Genetic Test	Default: Father Failed to Appear	Adjudication by Court Proceeding	Out of State	Total	Pending
<b><u>1st Class County</u></b>						
Philadelphia	251	485	0	467	1,203	7,003
<b><u>2nd Class County</u></b>						
Allegheny	45	115	0	68	228	547
<b><u>2A Class Counties</u></b>						
Bucks	35	8	5	101	149	97
Delaware	119	45	2	114	280	402
Lancaster	11	83	8	160	262	229
Montgomery	48	16	0	64	128	183
<b><u>3rd Class Counties</u></b>						
Berks	100	19	0	215	334	230
Chester	16	37	0	53	106	120
Cumberland	2	19	0	31	52	53
Dauphin	111	4	54	124	293	265
Erie	147	40	8	78	273	106
Lackawanna	20	6	0	119	145	145
Lehigh	45	43	0	206	294	149
Luzerne	47	20	0	153	220	139
Northampton	15	29	1	89	134	82
Westmoreland	74	7	0	31	112	61
York	70	0	0	289	359	165
<b><u>4th Class Counties</u></b>						
Beaver	22	4	0	44	70	56
Butler	16	0	0	13	29	20
Cambria	20	23	0	38	81	54
Centre	4	0	0	24	28	6
Fayette	21	0	0	44	65	62
Franklin	17	7	0	96	120	43
Monroe	19	21	0	97	137	65
Schuylkill	32	2	0	48	82	22
Washington	15	49	0	18	82	64
<b><u>5th Class Counties</u></b>						
Adams	6	19	1	38	64	59
Blair	24	1	0	22	47	64
Lawrence	29	2	0	63	94	35
Lebanon	10	5	0	58	73	59
Lycoming	18	4	9	25	56	33
Mercer	28	5	0	37	70	80
Northumberland	23	2	0	34	59	14

Data provided by PACSES

Family Court Caseload - 2022 Paternity Established/Pending

	Stipulated by Genetic Test	Default: Father Failed to Appear	Adjudication by Court Proceeding	Out of State	Total	Pending
<b><u>6th Class Counties</u></b>						
Armstrong	7	6	0	6	19	6
Bedford	2	5	0	14	21	8
Bradford	7	1	1	65	74	16
Carbon	10	0	0	3	13	23
Clarion	9	29	0	8	46	12
Clearfield	10	11	0	6	27	2
Clinton	4	0	0	11	15	17
Columbia/Montour*	7	5	0	27	39	18
Crawford	20	6	0	21	47	11
Elk	6	10	0	2	18	14
Greene	10	4	0	29	43	21
Huntingdon	7	0	0	3	10	15
Indiana	17	0	0	6	23	11
Jefferson	7	14	0	3	24	10
McKean	14	12	0	18	44	10
Mifflin	21	0	0	3	24	4
Perry	12	0	0	1	13	5
Pike	3	0	0	34	37	9
Somerset	4	6	0	17	27	18
Susquehanna	5	0	0	7	12	3
Tioga	22	0	1	20	43	12
Venango	15	2	0	12	29	6
Warren/Forest*	8	2	0	8	18	13
Wayne	3	0	0	25	28	16
<b><u>7th Class Counties</u></b>						
Juniata	3	0	0	3	6	5
Snyder	2	0	0	2	4	2
Union	5	1	0	6	12	7
Wyoming	0	0	0	3	3	7
<b><u>8th Class Counties</u></b>						
Cameron	0	2	0	0	2	0
Fulton	3	0	0	10	13	2
Potter	1	0	0	3	4	3
Sullivan	0	0	0	0	0	1

Data provided by PACSES

\* Domestic Relations Office combined, breakout not available.

---

---

## PATERNITY

*... legal determination of fatherhood. Paternity must be established before child or medical support can be ordered.*

**Pending Paternity**                      The number of cases in which a paternity matter has been filed, but there is no establishment or acknowledgement.

### Paternity Acknowledgements Filed

**During Conference**                      The alleged father signed the Acknowledgement of Paternity - Waiver of Trial (PE-010) at the initial child support conference.

**Non-Domestic Relations Section**                      The voluntary Acknowledgement of Paternity (AOP) interfaced between the Pennsylvania Child Support Enforcement System (PACSES) and the Paternity Tracking System (PTS) to establish paternity for the child.

**Non-Stipulated (post genetic test)**                      The alleged father signed the Acknowledgement of Paternity - Waiver of Trial (PE-010) after genetic tests were conducted and resulted in the alleged father being determined to be the biological father.

**Pre-Trial Conference**                      The alleged father signed the Acknowledgement of Paternity - Waiver of Trial (PE-010) at a child support conference.

### Paternity Established

**Stipulated by Genetic Tests**                      The alleged father requested genetic tests and signed a stipulation that if the test results had a 99% or higher probability of paternity, then the alleged father would be stipulated as the biological father of the child.

**Default - Father Failed to Appear**                      The alleged father failed to appear after being served for either a support conference, hearing, or genetic test, and a default paternity order was entered by the court.

**Adjudication by Court Proceeding**                      The alleged father was determined to be the biological father of the child through a court proceeding.

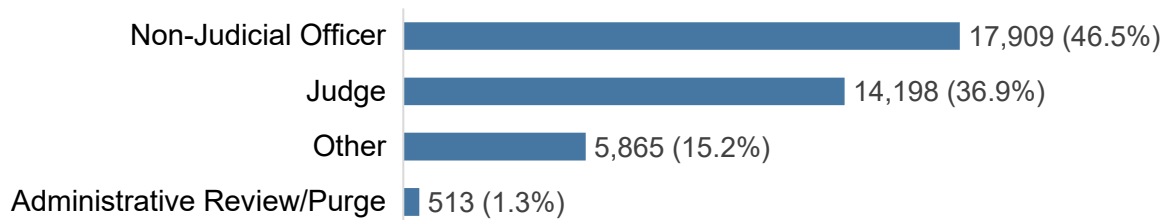
**Out of State**                      Paternity was established in another state, "Out of state only".

## 2022 Common Pleas State Totals Custody & Divorce

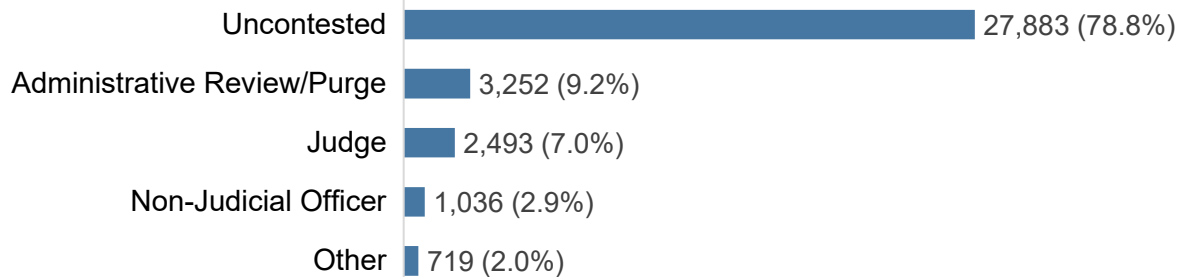
	Custody/ Partial Custody/ Visitation	Divorce
<b>Cases Pending 1/1/22</b>	<b>42,543</b> <sup>(R)</sup>	<b>79,307</b> <sup>(R)</sup>
New Cases Filed	41,380	33,396
<b>Cases Available for Processing</b>	<b>83,923</b>	<b>112,703</b>
<b>Cases Processed</b>	<b>38,485</b>	<b>35,383</b>
<b>Cases Pending 12/31/22</b>	<b>45,438</b>	<b>77,320</b>

### Processed By:

#### Custody/Partial Custody/Visitation:



#### Divorce:



(R) - Revised

Family Court Caseload - 2022 Custody/Partial Custody/Visitation

	Begin Pending	New Cases Filed	Cases Processed	End Pending	Processed By:			
					Judge	Non-Judicial Officer	Admin. Purge	Other
<b><u>1st Class County</u></b>								
Philadelphia	10,350	8,737	7,976	11,111	5,203	2,740	0	33
<b><u>2nd Class County</u></b>								
Allegheny	13,236	3,125	1,917	14,444	629	733	0	555
<b><u>2A Class Counties</u></b>								
Bucks	191	1,308	1,346	153	697	447	0	202
Delaware	3,703	1,344	1,246	3,801	76	794	218	158
Lancaster	21	639	593	67	23	550	0	20
Montgomery	811	4,180	4,141	850	2,348	1,547	0	246
<b><u>3rd Class Counties</u></b>								
Berks	560	825	952	433	482	335	31	104
Chester	271	989	774	486	95	395	0	284
Cumberland	181	673	761	93	147	560	0	54
Dauphin	262	940	947	255	108	546	0	293
Erie	148	946	990	104	250	552	0	188
Lackawanna	745 (R)	433	384	794	146	184	0	54
Lehigh	634	1,239	1,393	480	139	632	101	521
Luzerne	68	1,498	1,510	56	422	1,088	0	0
Northampton	436	885	714	607	57	494	9	154
Westmoreland	525	691	745	471	245	477	0	23
York	389	1,630	1,633	386	309	789	39	496
<b><u>4th Class Counties</u></b>								
Beaver	176	699	724	151	377	277	0	70
Butler	171	365	372	164	74	166	0	132
Cambria	554	250	196	608	41	114	0	41
Centre	86	345	312	119	212	0	0	100
Fayette	187	204	209	182	16	129	0	64
Franklin	40	236	250	26	0	209	19	22
Monroe	0	594	431	163	0	426	0	5
Schuylkill	547	488	502	533	237	224	0	41
Washington	478	461	370	569	0	235	0	135
<b><u>5th Class Counties</u></b>								
Adams	106	348	382	72	297	53	0	32
Blair	258	563	517	304	70	298	0	149
Lawrence	556 (R)	232	196	592	53	140	0	3
Lebanon	791	278	229	840	10	64	0	155
Lycoming	247	451	471	227	102	256	0	113
Mercer	304	357	231	430	35	160	0	36
Northumberland	198	849	808	239	158	377	5	268

Family Court Caseload - 2022 Custody/Partial Custody/Visitation

	Begin Pending	New Cases Filed	Cases Processed	End Pending	Processed By:			
					Judge	Non-Judicial Officer	Admin. Purge	Other
<b><u>6th Class Counties</u></b>								
Armstrong	59	149	118	90	14	35	7	62
Bedford	496	117	10	603	6	3	0	1
Bradford	204	232	243	193	54	65	0	124
Carbon	107	246	250	103	95	139	0	16
Clarion	45	96	112	29	29	17	8	58
Clearfield	269	191	189	271	40	149	0	0
Clinton	94	138	143	89	133	0	0	10
Columbia	229	243	244	228	16	218	3	7
Crawford	290	454	515	229	37	299	0	179
Elk	47	89	106	30	4	58	0	44
Greene	14	58	53	19	14	2	0	37
Huntingdon	136	87	0	223	0	0	0	0
Indiana	681	154	106	729	48	53	0	5
Jefferson	92 (R)	217	207	102	19	73	0	115
McKean	41	149	145	45	20	67	0	58
Mifflin	46	282	262	66	144	0	0	118
Perry	200	162	157	205	77	47	0	33
Pike	11	122	100	33	30	70	0	0
Somerset	69	279	269	79	20	156	33	60
Susquehanna	53	47	55	45	38	4	0	13
Tioga	65	141	186	20	29	155	0	2
Venango	1,097 (R)	86	2	1,181	0	0	0	2
Warren	296	141	143	294	53	62	0	28
Wayne	102 (R)	213	251	64	53	114	0	84
<b><u>7th Class Counties</u></b>								
Juniata	97	33	39	91	28	0	9	2
Snyder	36	120	108	48	53	37	6	12
Union	208 (R)	100	43	265	0	22	0	21
Wyoming	45	52	77	20	39	0	24	14
<b><u>8th Class Counties</u></b>								
Cameron	13	10	13	10	0	10	0	3
Forest	7	4	2	9	0	0	1	1
Fulton	60	26	12	74	7	1	0	4
Montour	30	72	56	46	4	52	0	0
Potter	56	61	44	73	33	10	0	1
Sullivan	18	7	3	22	3	0	0	0

(R) - Revised

---

---

## CUSTODY/PARTIAL CUSTODY/VISITATION

... a category of cases which are legal proceedings to determine the right:

- 1) *Custody - to keep, control, guard, care for and preserve a child;*
- 2) *Partial Custody - to take possession of a child from the custodial person for a specified length of time;*
- 3) *Visitation - to visit a child without the right to remove a child from custodial person's control.*

<b>Cases Processed</b>	A case is considered processed when a final order is entered.
<b>Judge</b>	This disposition type refers to the number of cases in which disputed issues of fact were heard by a judge in an evidentiary proceeding. NOT included are those cases signed by a judge in which the agreement was reached by a hearing officer, mediator, or conciliator.
<b>New Cases Filed</b>	A new custody/partial custody/visitation case is initiated with the filing of a complaint. The unit of count is the petition and NOT the number of children listed on the petition. Included are petitions to modify existing custody or visitation orders. NOT included are petitions for special relief or emergency petitions.
<b>Non-Judicial Officer</b>	This disposition type refers to the number of cases processed or disposed by a mediator, conciliator, hearing officer, master or other domestic relations personnel.
<b>Other</b>	This disposition type refers to the number of cases not processed by a judge or non-judicial officer. Included are all cases which have been transferred, withdrawn, discontinued, administratively purged, and stipulations by the parties in which there was NO mediation, conciliation, or hearing before a hearing officer, master or judge.

Family Court Caseload - 2022 Divorce

	Begin Pending	New Cases Filed	Cases Processed	End Pending	Processed By:					
					Judge	Non-Judicial Officer	Uncontested	Admin. Purge	Other	
<b><u>1st Class County</u></b>										
Philadelphia	17,037	2,020	2,033	17,024	2,018	0	0	0	15	
<b><u>2nd Class County</u></b>										
Allegheny	6,883	2,188	2,034	7,037	87	230	1,715	0	2	
<b><u>2A Class Counties</u></b>										
Bucks	770	1,150	1,163	757	12	78	1,073	0	0	
Delaware	4,589	878	2,525	2,942	0	0	670	1,854	1	
Lancaster	2,998	991	1,154	2,835	1	14	956	168	15	
Montgomery	3,476	1,644	1,430	3,690	0	0	1,430	0	0	
<b><u>3rd Class Counties</u></b>										
Berks	1,752	954	998	1,708	49	0	719	101	129	
Chester	106	1,085	935	256	51	138	700	0	46	
Cumberland	744	621	615	750	0	11	586	0	18	
Dauphin	850	649	729	770	0	2	582	87	58	
Erie	436	560	467	529	1	17	432	0	17	
Lackawanna	787 (R)	437	434	790	0	17	417	0	0	
Lehigh	1,562	887	783	1,666	1	103	570	97	12	
Luzerne	651	727	647	731	0	81	566	0	0	
Northampton	3,189	692	796	3,085	0	47	529	197	23	
Westmoreland	2,512	827	669	2,670	0	0	636	0	33	
York	2,126 (R)	1,461	1,181	2,406	2	1	1,073	101	4	
<b><u>4th Class Counties</u></b>										
Beaver	473	384	326	531	47	0	239	34	6	
Butler	516	380	369	527	0	0	339	28	2	
Cambria	524	281	274	531	1	1	242	12	18	
Centre	1,161	268	230	1,199	0	0	222	0	8	
Fayette	488	355	371	472	6	0	316	43	6	
Franklin	694	463	446	711	0	2	388	33	23	
Monroe	1,083 (R)	353	338	1,098	4	28	299	0	7	
Schuylkill	615	316	325	606	0	15	256	41	13	
Washington	546 (R)	456	470	532	0	46	424	0	0	
<b><u>5th Class Counties</u></b>										
Adams	451	273	294	430	3	3	254	25	9	
Blair	1,012	332	331	1,013	2	21	308	0	0	
Lawrence	328 (R)	228	217	339	7	8	170	30	2	
Lebanon	1,823	398	337	1,884	11	4	315	0	7	
Lycoming	556	276	246	586	0	0	246	0	0	
Mercer	332	277	304	305	3	7	246	37	11	
Northumberland	133 (R)	273	250	156	12	9	216	0	13	

(R) - Revised



Family Court Caseload - 2022 Divorce

	Begin Pending	New Cases Filed	Cases Processed	End Pending	Processed By:					
					Judge	Non-Judicial Officer	Uncontested	Admin. Purge	Other	
<b><u>6th Class Counties</u></b>										
Armstrong	102	178	169	111	0	3	139	27	0	
Bedford	223	138	116	245	63	1	51	0	1	
Bradford	364	182	150	396	0	0	142	0	8	
Carbon	176	177	150	203	0	10	120	0	20	
Clarion	135	91	83	143	0	1	69	13	0	
Clearfield	358	231	215	374	0	26	189	0	0	
Clinton	139	114	136	117	27	0	106	0	3	
Columbia	149	152	198	103	2	4	151	28	13	
Crawford	395	250	303	342	0	7	244	38	14	
Elk	173 (R)	72	81	164	0	0	56	19	6	
Greene	114	121	114	121	0	3	95	0	16	
Huntingdon	192	112	122	182	39	0	83	0	0	
Indiana	342	172	166	348	0	0	162	0	4	
Jefferson	162	136	124	174	0	2	114	5	3	
McKean	49	105	142	12	1	14	97	0	30	
Mifflin	135	153	135	153	0	0	115	10	10	
Perry	209	112	124	197	0	5	115	0	4	
Pike	207	118	120	205	0	18	102	0	0	
Somerset	258	205	185	278	11	0	145	19	10	
Susquehanna	138	96	112	122	16	7	77	2	10	
Tioga	67	103	91	79	4	7	24	27	29	
Venango	286 (R)	152	139	299	0	0	128	6	5	
Warren	302	68	100	270	0	0	100	0	0	
Wayne	199 (R)	165	157	207	0	3	142	0	12	
<b><u>7th Class Counties</u></b>										
Juniata	99	43	80	62	2	6	42	29	1	
Snyder	131	93	101	123	0	26	60	11	4	
Union	95 (R)	87	67	115	0	1	62	0	4	
Wyoming	94	66	67	93	3	1	58	4	1	
<b><u>8th Class Counties</u></b>										
Cameron	3,928	1,507	1,573	3,862	0	0	1,459	110	4	
Forest	21	9	12	18	0	1	3	6	2	
Fulton	53	49	36	66	0	0	23	7	6	
Montour	57	53	42	68	7	7	25	3	0	
Potter	8,749	4,990	6,247	7,492	0	0	6,246	0	1	
Sullivan	3	12	5	10	0	0	5	0	0	

(R) - Revised

---

---

## **DIVORCE**

*... a legal proceeding to dissolve a marriage.*

<b>Cases Processed</b>	A divorce case is counted as processed when a final decree is issued granting or denying the divorce. Equitable distribution may be ongoing though the petition is counted as disposed.
<b>Judge</b>	This disposition type refers to the number of cases in which disputed issues of fact were heard by a judge in an evidentiary proceeding. Included are single cases with multiple hearings AT LEAST ONE of which was held before a judge.
<b>New Cases Filed</b>	A new divorce action is initiated with the filing of a complaint.
<b>Non-Judicial Officer</b>	This disposition type refers to the number of cases in which disputed issues of fact were heard by a master in an evidentiary proceeding. Included are single cases with multiple hearings in which there were NO hearings before a judge.
<b>Other</b>	This disposition type refers to the number of cases not processed by a judge, or non-judicial officer, or matters which were not uncontested. Included are all cases which have been transferred, withdrawn, discontinued, administratively purged.
<b>Uncontested</b>	This disposition type refers to the number of matters resolved by mediation, conciliation or stipulation. Included are all matters resolved without an evidentiary hearing, i.e. those in which there was no evidentiary proceeding and the judge signed a final decree.

# 2022 Common Pleas State Totals Juvenile Delinquency

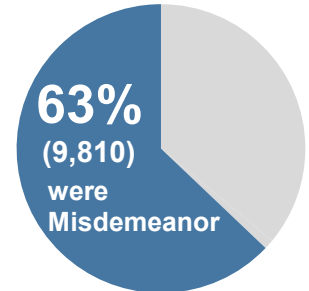
## Cases Pending Disposition

<b>Cases Pending 1/1/22</b>	<b>5,686 (R)</b>
New Cases	15,596
Consent Decree Revoked	281
Informal Adjustment Program Revoked	83
Alternative Program Revoked	0
Warrant Returned	678
Other	1,549
<b>Cases Available for Disposition</b>	<b>23,873</b>
Warrant Issued	803
Cases Disposed	16,007
<b>Cases Pending 12/31/22</b>	<b>7,063</b>

## New Cases By Offense Type:

Person	6,154 (39.5%)
Property	4,072 (26.1%)
Drug	2,188 (14.0%)
Public Order	1,757 (11.3%)
Weapon	1,111 (7.1%)
DUI	201 (1.3%)
Other	101 (0.6%)
Motor Vehicle Other	12 (0.1%)

Of all new cases filed:



## Cases Pending Disposition Disposed By:

Adjudicated Delinquent (Judge)	4,438 (27.7%)
Consent Decree Entered	3,452 (21.6%)
Dismissed/Withdrawn/Transferred	3,411 (21.3%)
*Informal Adjustment Program Entered	2,697 (16.8%)
Other	816 (5.1%)
Adjudicated Delinquent (Hearing Officer)	582 (3.6%)
Warned and Counseled (Pre-Petition)	572 (3.6%)
Transferred to Criminal Court	39 (0.2%)

\* Includes Informal Adjustment Programs Entered and certain pre-petition diversions to Alternative Programs (including Youth Aid Panels).

(R) - Revised

## 2022 Common Pleas State Totals Juvenile Delinquency

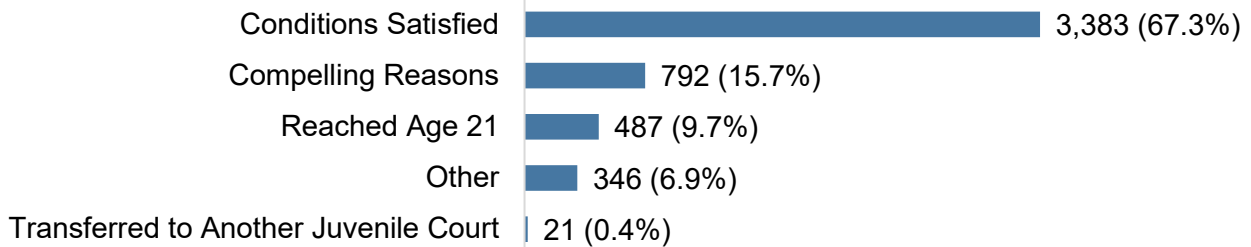
### Formal Dispositions

<b>Cases Pending 1/1/22</b>	<b>8,598<sup>(R)</sup></b>
Adjudicated delinquent	
Judge	4,438
Hearing Officer	582
Warrant Returned	920
Other	230
<b>Adjudicated Delinquent Cases</b>	<b>14,768</b>
Warrant Issued	948
Court Supervision Terminated	5,029
<b>Cases Pending 12/31/22</b>	<b>8,791</b>

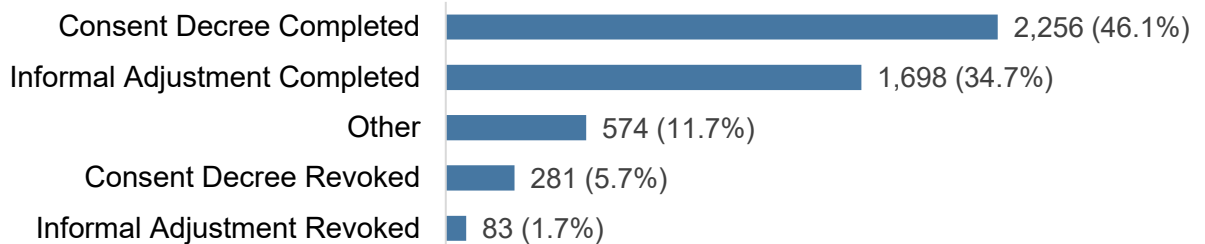
### Informal Dispositions

<b>Consent Decree Pending 1/1/22</b>	<b>1,797<sup>(R)</sup></b>
<b>Informal Adjustment Pending 1/1/22</b>	<b>1,085<sup>(R)</sup></b>
New Consent Decree	3,452
New Informal Adjustment	2,350
Warrant Returned	25
Other	253
<b>Informally Disposed Cases</b>	<b>8,962</b>
Warrant Issued	83
Informally Disposed Cases Terminated	4,892
<b>Cases Pending 12/31/22</b>	<b>3,987</b>

### Formal Dispositions Court Supervision Terminated By:



### Informal Dispositions Terminated By:



Delinquency cases are disposed either formally, at a proceeding held before a judge or hearing officer, or informally without a proceeding. Informal dispositions include informal adjustments supervised by a juvenile probation officer; consent decrees agreed upon with the District Attorney after a petition is filed; or other pre-petition process by the juvenile probation department.

(R) - Revised

Family Court Caseload - 2022 Juvenile Delinquency  
Cases Pending Disposition - Available for Disposition

	Begin Pending	New Cases	Consent Decree Revoked	Informal Adjustment Program Revoked	Alternative Program Revoked
<b><u>1st Class County</u></b>					
Philadelphia *	764	1,720	8	0	0
<b><u>2nd Class County</u></b>					
Allegheny	553	1,070	27	1	0
<b><u>2A Class Counties</u></b>					
Bucks	83	436	12	0	0
Delaware	337	701	18	1	0
Lancaster	216	674	5	24	0
Montgomery	325	620	4	0	0
<b><u>3rd Class Counties</u></b>					
Berks	155	343	15	6	0
Chester	183	463	4	6	0
Cumberland	111	398	9	12	0
Dauphin	309	769	12	9	0
Erie	186	625	3	0	0
Lackawanna	72	382	18	0	0
Lehigh	89	423	10	0	0
Luzerne	102	167	0	1	0
Northampton	215	730	5	0	0
Westmoreland	105	462	17	0	0
York	270	666	6	4	0
<b><u>4th Class Counties</u></b>					
Beaver	113	258	7	0	0
Butler	32	172	1	0	0
Cambria	72	235	14	0	0
Centre	12	103	7	0	0
Fayette	52	134	0	0	0
Franklin	88	282	9	2	0
Monroe	54	183	1	0	0
Schuylkill	38	153	0	3	0
Washington	44	345	6	12	0
<b><u>5th Class Counties</u></b>					
Adams	32	131	2	0	0
Blair	60	265	5	0	0
Lawrence	12	123	2	0	0
Lebanon	70	140	9	2	0
Lycoming	102	217	11	0	0
Mercer	46	228	6	0	0
Northumberland	58	170	0	0	0

\*Informal Adjustment Program Entered: Includes Informal Adjustment Programs Entered and certain pre-petition diversions to Alternative Programs (including Youth Aid Panels).

Family Court Caseload - 2022 Juvenile Delinquency  
 Cases Pending Disposition - Available for Disposition

	Warrant Returned	Other	Cases Available for Disposition	Warrant Issued	*Cases Disposed	End Pending
<b><u>1st Class County</u></b>						
Philadelphia	281	289	3,062	253	2,096	713
<b><u>2nd Class County</u></b>						
Allegheny	121	147	1,919	169	1,189	561
<b><u>2A Class Counties</u></b>						
Bucks	11	24	566	25	409	132
Delaware	68	62	1,187	74	659	454
Lancaster	0	32	951	0	564	387
Montgomery	17	74	1,040	27	701	312
<b><u>3rd Class Counties</u></b>						
Berks	10	24	553	14	359	180
Chester	17	37	710	18	461	231
Cumberland	2	32	564	1	401	162
Dauphin	18	67	1,184	20	687	477
Erie	9	27	850	9	571	270
Lackawanna	7	17	496	10	374	112
Lehigh	3	106	631	3	473	155
Luzerne	2	32	304	16	196	92
Northampton	12	57	1,019	16	813	190
Westmoreland	25	22	631	29	457	145
York	25	59	1,030	30	559	441
<b><u>4th Class Counties</u></b>						
Beaver	5	25	408	11	285	112
Butler	4	8	217	6	168	43
Cambria	4	14	339	4	252	83
Centre	0	10	132	0	107	25
Fayette	3	20	209	1	160	48
Franklin	1	24	406	3	308	95
Monroe	7	31	276	13	172	91
Schuylkill	1	9	204	4	165	35
Washington	1	10	418	1	321	96
<b><u>5th Class Counties</u></b>						
Adams	2	20	187	6	145	36
Blair	0	13	343	0	246	97
Lawrence	2	2	141	3	111	27
Lebanon	6	48	275	11	169	95
Lycoming	1	9	340	1	242	97
Mercer	4	11	295	7	218	70
Northumberland	0	17	245	0	142	103

Includes cases closed pre-petition due to juveniles' participation in Alternative Programs, including Youth Aid Panels.

Family Court Caseload - 2022 Juvenile Delinquency  
 Cases Pending Disposition - Available for Disposition

	Begin Pending	New Cases	Consent Decree Revoked	Informal Adjustment Program Revoked	Alternative Program Revoked
<b><u>6th Class Counties</u></b>					
Armstrong	17	59	0	0	0
Bedford	10	47	0	0	0
Bradford	57	105	1	0	0
Carbon	28	61	0	0	0
Clarion	6	43	1	0	0
Clearfield	17	79	1	0	0
Clinton	10	57	1	0	0
Columbia	20	73	0	0	0
Crawford	38	166	1	0	0
Elk	25	54	0	0	0
Greene	6	20	0	0	0
Huntingdon	4	59	3	0	0
Indiana	23	73	1	0	0
Jefferson	8	85	0	0	0
McKean	9	57	0	0	0
Mifflin	9	93	8	0	0
Perry	137	65	2	0	0
Pike	22	49	0	0	0
Somerset	15	43	1	0	0
Susquehanna	16	32	0	0	0
Tioga	15	48	3	0	0
Venango	50	87	0	0	0
Warren	19	65	5	0	0
Wayne	9	38	0	0	0
<b><u>7th Class Counties</u></b>					
Juniata	57	34	0	0	0
Snyder	34	60	0	0	0
Union	27	20	0	0	0
Wyoming	7	52	0	0	0
<b><u>8th Class Counties</u></b>					
Cameron	0	2	0	0	0
Forest	12	15	0	0	0
Fulton	9	13	0	0	0
Montour	9	13	0	0	0
Potter	1	24	0	0	0
Sullivan	0	17	0	0	0

Family Court Caseload - 2022 Juvenile Delinquency  
Cases Pending Disposition - Available for Disposition

	Warrant Returned	Other	Cases Available for Disposition	Warrant Issued	*Cases Disposed	End Pending
<b><u>6th Class Counties</u></b>						
Armstrong	0	8	84	0	70	14
Bedford	2	4	63	0	47	16
Bradford	0	3	166	0	106	60
Carbon	0	14	103	3	66	34
Clarion	0	6	56	0	39	17
Clearfield	0	3	100	0	75	25
Clinton	0	2	70	0	40	30
Columbia	0	1	94	0	75	19
Crawford	0	10	215	4	120	91
Elk	1	10	90	1	70	19
Greene	1	4	31	1	16	14
Huntingdon	4	5	75	4	56	15
Indiana	0	8	105	0	86	19
Jefferson	0	7	100	0	87	13
McKean	0	4	70	0	42	28
Mifflin	0	7	117	0	102	15
Perry	0	11	215	0	81	134
Pike	0	2	73	0	38	35
Somerset	0	4	63	2	37	24
Susquehanna	0	3	51	1	35	15
Tioga	0	3	69	0	48	21
Venango	0	13	150	0	71	79
Warren	0	6	95	0	86	9
Wayne	1	4	52	1	37	14
<b><u>7th Class Counties</u></b>						
Juniata	0	6	97	0	43	54
Snyder	0	10	104	0	73	31
Union	0	3	50	0	40	10
Wyoming	0	0	59	0	48	11
<b><u>8th Class Counties</u></b>						
Cameron	0	1	3	0	3	0
Forest	0	4	31	0	23	8
Fulton	0	2	24	0	14	10
Montour	0	2	24	1	19	4
Potter	0	0	25	0	20	5
Sullivan	0	0	17	0	14	3

Includes cases closed pre-petition due to juveniles' participation in Alternative Programs, including Youth Aid Panels.



Family Court Caseload - 2022 Juvenile Delinquency  
 Cases Pending Disposition - New Cases by Offense Type

	Person	Property	Drug	Public				Motor Vehicle Other	Total	% of Total		
				Order	Weapon	DUI	Other			Felony	Misdemeanor	Summary/ Ungraded
<b><u>1st Class County</u></b>												
Philadelphia*	662	578	102	47	241	2	87	1	1,720	84.1	15.8	0.1
<b><u>2nd Class County</u></b>												
Allegheny	485	315	87	57	109	7	9	1	1,070	49.0	50.9	0.1
<b><u>2A Class Counties</u></b>												
Bucks	170	85	109	48	15	8	0	1	436	17.4	80.5	2.1
Delaware	309	188	44	86	65	6	2	1	701	43.4	53.6	3.0
Lancaster	201	230	111	77	36	19	0	0	674	30.4	69.3	0.3
Montgomery	306	182	30	49	43	10	0	0	620	42.4	57.6	--
<b><u>3rd Class Counties</u></b>												
Berks	144	106	34	22	35	2	0	0	343	37.6	62.4	--
Chester	203	103	99	31	14	13	0	0	463	32.2	67.6	0.2
Cumberland	150	116	79	32	14	6	0	1	398	24.6	75.4	--
Dauphin	259	179	118	151	54	7	1	0	769	35.4	63.6	1.0
Erie	169	156	76	182	40	2	0	0	625	21.6	76.6	1.8
Lackawanna	187	73	42	46	32	2	0	0	382	22.3	77.7	--
Lehigh	188	74	67	47	40	6	0	1	423	21.3	78.7	--
Luzerne	82	46	5	18	11	5	0	0	167	34.1	65.9	--
Northampton	315	90	168	89	62	6	0	0	730	14.7	85.3	--
Westmoreland	186	94	75	80	22	5	0	0	462	28.1	63.0	8.9
York	199	207	154	55	38	13	0	0	666	32.9	67.0	0.2
<b><u>4th Class Counties</u></b>												
Beaver	91	95	19	31	21	1	0	0	258	28.7	71.3	--
Butler	64	56	29	16	6	1	0	0	172	23.3	76.7	--
Cambria	93	59	13	60	10	0	0	0	235	29.4	65.1	5.5
Centre	25	24	30	16	4	3	0	1	103	24.3	74.8	1.0
Fayette	65	27	12	23	6	1	0	0	134	36.6	63.4	--
Franklin	111	49	54	44	21	3	0	0	282	26.6	73.4	--
Monroe	83	29	21	30	14	4	2	0	183	30.6	67.2	2.2
Schuylkill	73	42	18	7	12	1	0	0	153	32.0	68.0	--
Washington	132	63	92	36	19	2	0	1	345	18.8	80.9	0.3
<b><u>5th Class Counties</u></b>												
Adams	48	10	30	26	9	8	0	0	131	16.0	74.8	9.2
Blair	88	99	29	32	14	2	0	1	265	25.3	74.7	--
Lawrence	38	43	15	22	2	3	0	0	123	30.1	69.9	--
Lebanon	29	41	49	15	5	1	0	0	140	22.1	77.9	--
Lycoming	101	48	21	28	16	2	0	1	217	24.0	76.0	--
Mercer	105	53	26	33	9	2	0	0	228	42.5	57.5	--
Northumberland	77	27	22	33	10	1	0	0	170	21.8	68.2	10.0

Family Court Caseload - 2022 Juvenile Delinquency  
 Cases Pending Disposition - New Cases by Offense Type

	Person	Property	Drug	Public				Motor Vehicle Other	Total	% of Total		
				Order	Weapon	DUI	Other			Felony	Misdemeanor	Summary/ Ungraded
<b><u>6th Class Counties</u></b>												
Armstrong	35	13	6	4	0	0	0	1	59	30.5	69.5	--
Bedford	17	14	8	5	3	0	0	0	47	36.2	63.8	--
Bradford	40	36	11	14	1	3	0	0	105	30.5	67.6	1.9
Carbon	31	14	3	8	1	4	0	0	61	26.2	63.9	9.8
Clarion	12	15	4	10	1	1	0	0	43	30.2	62.8	7.0
Clearfield	36	23	5	12	2	1	0	0	79	27.8	72.2	--
Clinton	20	5	17	9	4	2	0	0	57	12.3	87.7	--
Columbia	22	21	16	8	3	3	0	0	73	15.1	84.9	--
Crawford	70	58	29	4	2	3	0	0	166	28.9	71.1	--
Elk	13	28	9	3	1	0	0	0	54	31.5	68.5	--
Greene	8	8	1	3	0	0	0	0	20	20.0	75.0	5.0
Huntingdon	29	9	9	6	4	2	0	0	59	37.3	62.7	--
Indiana	34	12	13	3	5	6	0	0	73	17.8	82.2	--
Jefferson	45	16	6	14	0	4	0	0	85	20.0	77.6	2.4
McKean	25	18	4	8	0	2	0	0	57	28.1	70.2	1.8
Mifflin	33	26	22	6	6	0	0	0	93	20.4	78.5	1.1
Perry	19	16	17	6	3	4	0	0	65	27.7	72.3	--
Pike	16	2	21	7	3	0	0	0	49	18.4	81.6	--
Somerset	15	7	9	7	3	2	0	0	43	39.5	60.5	--
Susquehanna	16	3	5	6	2	0	0	0	32	12.5	87.5	--
Tioga	10	19	13	3	2	1	0	0	48	27.1	72.9	--
Venango	35	22	16	9	4	1	0	0	87	39.1	59.8	1.1
Warren	30	11	18	4	2	0	0	0	65	16.9	83.1	--
Wayne	14	4	12	4	4	0	0	0	38	21.1	78.9	--
<b><u>7th Class Counties</u></b>												
Juniata	11	12	6	2	0	2	0	1	34	44.1	55.9	--
Snyder	15	19	11	12	2	1	0	0	60	25.0	70.0	5.0
Union	9	5	2	2	0	2	0	0	20	30.0	70.0	--
Wyoming	17	23	7	5	0	0	0	0	52	21.2	75.0	3.8
<b><u>8th Class Counties</u></b>												
Cameron	1	0	0	0	1	0	0	0	2	--	100.0	--
Forest	6	9	0	0	0	0	0	0	15	73.3	26.7	--
Fulton	6	2	3	0	0	2	0	0	13	7.7	92.3	--
Montour	6	3	2	0	2	0	0	0	13	38.5	61.5	--
Potter	13	8	1	1	0	1	0	0	24	41.7	58.3	--
Sullivan	7	4	2	3	1	0	0	0	17	23.5	64.7	11.8

Family Court Caseload - 2022 Juvenile Delinquency  
Cases Pending Disposition - Disposed

	Adjudicated Delinquent Judge	%	Dismissed/ Withdrawn/ Transferred	%	Consent Decree Entered	%	*Informal Adjustment Program Entered	%	Other	%
<b><u>1st Class County</u></b>										
Philadelphia	654	31.2	993	47.4	46	2.2	333	15.9	13	0.6
<b><u>2nd Class County</u></b>										
Allegheny	328	27.6	237	19.9	222	18.7	200	16.8	54	4.5
<b><u>2A Class Counties</u></b>										
Bucks	189	46.2	61	14.9	96	23.5	54	13.2	9	2.2
Delaware	183	27.8	76	11.5	177	26.9	124	18.8	68	10.3
Lancaster	193	34.2	88	15.6	81	14.4	186	33.0	5	0.9
Montgomery	249	35.5	228	32.5	90	12.8	64	9.1	70	10.0
<b><u>3rd Class Counties</u></b>										
Berks	94	26.2	80	22.3	120	33.4	35	9.7	26	7.2
Chester	126	27.3	46	10.0	55	11.9	125	27.1	31	6.7
Cumberland	43	10.7	103	25.7	110	27.4	142	35.4	3	0.7
Dauphin	235	34.2	70	10.2	93	13.5	193	28.1	75	10.9
Erie	215	37.7	71	12.4	103	18.0	115	20.1	47	8.2
Lackawanna	152	40.6	31	8.3	147	39.3	39	10.4	1	0.3
Lehigh	102	21.6	69	14.6	133	28.1	34	7.2	44	9.3
Luzerne	56	28.6	25	12.8	42	21.4	52	26.5	12	6.1
Northampton	118	14.5	122	15.0	95	11.7	304	37.4	46	5.7
Westmoreland	78	17.1	140	30.6	145	31.7	9	2.0	17	3.7
York	144	25.8	19	3.4	120	21.5	77	13.8	28	5.0
<b><u>4th Class Counties</u></b>										
Beaver	17	6.0	74	26.0	117	41.1	27	9.5	8	2.8
Butler	21	12.5	38	22.6	69	41.1	7	4.2	0	--
Cambria	91	36.1	39	15.5	101	40.1	0	--	11	4.4
Centre	15	14.0	17	15.9	60	56.1	9	8.4	5	4.7
Fayette	44	27.5	60	37.5	11	6.9	41	25.6	4	2.5
Franklin	48	15.6	56	18.2	85	27.6	35	11.4	17	5.5
Monroe	96	55.8	28	16.3	28	16.3	0	--	9	5.2
Schuylkill	51	30.9	23	13.9	33	20.0	48	29.1	7	4.2
Washington	53	16.5	37	11.5	45	14.0	123	38.3	2	0.6
<b><u>5th Class Counties</u></b>										
Adams	46	31.7	41	28.3	39	26.9	1	0.7	18	12.4
Blair	41	16.7	24	9.8	123	50.0	23	9.3	21	8.5
Lawrence	26	23.4	15	13.5	51	45.9	8	7.2	3	2.7
Lebanon	36	21.3	10	5.9	61	36.1	51	30.2	11	6.5
Lycoming	42	17.4	74	30.6	98	40.5	0	--	2	0.8
Mercer	98	45.0	72	33.0	41	18.8	0	--	7	3.2
Northumberland	7	4.9	14	9.9	29	20.4	82	57.7	7	4.9

\*Includes cases closed pre-petition due to juveniles' participation in Alternative Programs, including Youth Aid Panels.

Family Court Caseload - 2022 Juvenile Delinquency  
Cases Pending Disposition - Disposed

	Adjudicated Delinquent Hearing Officer	%	Warned and Counseled (Pre- Peition)	%	Transferred to Criminal Court	%	Cases Disposed
<b><u>1st Class County</u></b>							
Philadelphia	56	2.7	0	--	1	<0.1	2,096
<b><u>2nd Class County</u></b>							
Allegheny	8	0.7	140	11.8	0	--	1,189
<b><u>2A Class Counties</u></b>							
Bucks	0	--	0	--	0	--	409
Delaware	29	4.4	0	--	2	0.3	659
Lancaster	0	--	11	2.0	0	--	564
Montgomery	0	--	0	--	0	--	701
<b><u>3rd Class Counties</u></b>							
Berks	0	--	2	0.6	2	0.6	359
Chester	58	12.6	20	4.3	0	--	461
Cumberland	0	--	0	--	0	--	401
Dauphin	0	--	12	1.7	9	1.3	687
Erie	0	--	18	3.2	2	0.4	571
Lackawanna	0	--	0	--	4	1.1	374
Lehigh	86	18.2	5	1.1	0	--	473
Luzerne	0	--	9	4.6	0	--	196
Northampton	0	--	128	15.7	0	--	813
Westmoreland	68	14.9	0	--	0	--	457
York	8	1.4	163	29.2	0	--	559
<b><u>4th Class Counties</u></b>							
Beaver	42	14.7	0	--	0	--	285
Butler	33	19.6	0	--	0	--	168
Cambria	10	4.0	0	--	0	--	252
Centre	0	--	1	0.9	0	--	107
Fayette	0	--	0	--	0	--	160
Franklin	65	21.1	2	0.6	0	--	308
Monroe	11	6.4	0	--	0	--	172
Schuylkill	0	--	1	0.6	2	1.2	165
Washington	21	6.5	37	11.5	3	0.9	321
<b><u>5th Class Counties</u></b>							
Adams	0	--	0	--	0	--	145
Blair	12	4.9	0	--	2	0.8	246
Lawrence	5	4.5	0	--	3	2.7	111
Lebanon	0	--	0	--	0	--	169
Lycoming	25	10.3	0	--	1	0.4	242
Mercer	0	--	0	--	0	--	218
Northumberland	0	--	2	1.4	1	0.7	142

Family Court Caseload - 2022 Juvenile Delinquency  
Cases Pending Disposition - Disposed

	Adjudicated Delinquent Judge	%	Dismissed/ Withdrawn/ Transferred	%	Consent Decree Entered	%	*Informal Adjustment Program Entered	%	Other	%
<b><u>6th Class Counties</u></b>										
Armstrong	36	51.4	9	12.9	14	20.0	7	10.0	3	4.3
Bedford	22	46.8	4	8.5	20	42.6	0	--	1	2.1
Bradford	19	17.9	16	15.1	45	42.5	20	18.9	2	1.9
Carbon	10	15.2	16	24.2	22	33.3	0	--	3	4.5
Clarion	12	30.8	7	17.9	18	46.2	1	2.6	1	2.6
Clearfield	40	53.3	17	22.7	15	20.0	0	--	3	4.0
Clinton	15	37.5	4	10.0	19	47.5	0	--	2	5.0
Columbia	22	29.3	17	22.7	7	9.3	28	37.3	0	--
Crawford	22	18.3	28	23.3	24	20.0	0	--	6	5.0
Elk	0	--	7	10.0	28	40.0	22	31.4	13	18.6
Greene	2	12.5	4	25.0	2	12.5	2	12.5	5	31.3
Huntingdon	17	30.4	20	35.7	17	30.4	0	--	1	1.8
Indiana	21	24.4	18	20.9	30	34.9	16	18.6	1	1.2
Jefferson	10	11.5	10	11.5	64	73.6	0	--	3	3.4
McKean	17	40.5	1	2.4	18	42.9	5	11.9	1	2.4
Mifflin	53	52.0	8	7.8	28	27.5	0	--	13	12.7
Perry	21	25.9	6	7.4	26	32.1	0	--	28	34.6
Pike	28	73.7	1	2.6	4	10.5	1	2.6	4	10.5
Somerset	12	32.4	12	32.4	13	35.1	0	--	0	--
Susquehanna	3	8.6	5	14.3	9	25.7	17	48.6	1	2.9
Tioga	16	33.3	6	12.5	24	50.0	0	--	2	4.2
Venango	16	22.5	12	16.9	28	39.4	7	9.9	3	4.2
Warren	22	25.6	13	15.1	44	51.2	0	--	7	8.1
Wayne	13	35.1	9	24.3	8	21.6	4	10.8	1	2.7
<b><u>7th Class Counties</u></b>										
Juniata	17	39.5	0	--	17	39.5	0	--	9	20.9
Snyder	16	21.9	24	32.9	5	6.8	16	21.9	10	13.7
Union	12	30.0	14	35.0	6	15.0	4	10.0	4	10.0
Wyoming	30	62.5	13	27.1	2	4.2	0	--	3	6.3
<b><u>8th Class Counties</u></b>										
Cameron	0	--	1	33.3	2	66.7	0	--	0	--
Forest	2	8.7	12	52.2	2	8.7	3	13.0	3	13.0
Fulton	6	42.9	1	7.1	7	50.0	0	--	0	--
Montour	4	21.1	5	26.3	7	36.8	3	15.8	0	--
Potter	3	15.0	7	35.0	10	50.0	0	--	0	--
Sullivan	8	57.1	3	21.4	1	7.1	0	--	2	14.3

\*Includes cases closed pre-petition due to juveniles' participation in Alternative Programs, including Youth Aid Panels.

Family Court Caseload - 2022 Juvenile Delinquency  
Cases Pending Disposition - Disposed

	Adjudicated Delinquent Hearing Officer	%	Warned and Counseled (Pre- Peition)	%	Transferred to Criminal Court	%	Cases Disposed
<b><u>6th Class Counties</u></b>							
Armstrong	0	--	1	1.4	0	--	70
Bedford	0	--	0	--	0	--	47
Bradford	2	1.9	0	--	2	1.9	106
Carbon	0	--	15	22.7	0	--	66
Clarion	0	--	0	--	0	--	39
Clearfield	0	--	0	--	0	--	75
Clinton	0	--	0	--	0	--	40
Columbia	0	--	1	1.3	0	--	75
Crawford	40	33.3	0	--	0	--	120
Elk	0	--	0	--	0	--	70
Greene	1	6.3	0	--	0	--	16
Huntingdon	0	--	0	--	1	1.8	56
Indiana	0	--	0	--	0	--	86
Jefferson	0	--	0	--	0	--	87
McKean	0	--	0	--	0	--	42
Mifflin	0	--	0	--	0	--	102
Perry	0	--	0	--	0	--	81
Pike	0	--	0	--	0	--	38
Somerset	0	--	0	--	0	--	37
Susquehanna	0	--	0	--	0	--	35
Tioga	0	--	0	--	0	--	48
Venango	2	2.8	2	2.8	1	1.4	71
Warren	0	--	0	--	0	--	86
Wayne	0	--	2	5.4	0	--	37
<b><u>7th Class Counties</u></b>							
Juniata	0	--	0	--	0	--	43
Snyder	0	--	0	--	2	2.7	73
Union	0	--	0	--	0	--	40
Wyoming	0	--	0	--	0	--	48
<b><u>8th Class Counties</u></b>							
Cameron	0	--	0	--	0	--	3
Forest	0	--	0	--	1	4.3	23
Fulton	0	--	0	--	0	--	14
Montour	0	--	0	--	0	--	19
Potter	0	--	0	--	0	--	20
Sullivan	0	--	0	--	0	--	14

Family Court Caseload - 2022 Juvenile Delinquency  
 Formal Dispositions - Adjudicated Delinquent Cases

	<u>Adjudicated Delinquent</u>					Adjudicated Delinquent Cases	Warrant Issued	Court Supervision Terminated	End Pending
	Begin Pending	Judge	Hearing Officer	Warrant Returned	Other				
<b><u>1st Class County</u></b>									
Philadelphia	884	654	56	274	54	1,922	271	650	1,001
<b><u>2nd Class County</u></b>									
Allegheny	612	328	8	144	21	1,113	158	265	690
<b><u>2A Class Counties</u></b>									
Bucks	296	189	0	88	13	586	73	216	297
Delaware	925	183	29	156	7	1,300	125	476	699
Lancaster	773	193	0	0	4	970	0	299	671
Montgomery	223	249	0	6	14	492	28	212	252
<b><u>3rd Class Counties</u></b>									
Berks	308	94	0	15	11	428	14	202	212
Chester	239	126	58	21	7	451	17	178	256
Cumberland	112	43	0	3	2	160	1	64	95
Dauphin	428	235	0	17	7	687	15	334	338
Erie	231	215	0	3	2	451	6	133	312
Lackawanna	97	152	0	0	2	251	7	70	174
Lehigh	169	102	86	1	19	377	1	162	214
Luzerne	71	56	0	15	3	145	15	37	93
Northampton	152	118	0	1	4	275	19	101	155
Westmoreland	160	78	68	38	2	346	41	136	169
York	248	144	8	58	4	462	44	178	240
<b><u>4th Class Counties</u></b>									
Beaver	74	17	42	5	3	141	3	38	100
Butler	57	21	33	1	2	114	1	48	65
Cambria	98	91	10	4	0	203	13	87	103
Centre	38	15	0	0	2	55	0	17	38
Fayette	71	44	0	2	2	119	5	46	68
Franklin	104	48	65	0	2	219	0	75	144
Monroe	129	96	11	2	1	239	5	86	148
Schuylkill	128	51	0	4	0	183	3	58	122
Washington	148	53	21	41	1	264	33	87	144
<b><u>5th Class Counties</u></b>									
Adams	39	46	0	0	1	86	0	39	47
Blair	77	41	12	0	0	130	0	68	62
Lawrence	71	26	5	2	1	105	4	17	84
Lebanon	86	36	0	4	0	126	14	33	79
Lycoming	88	42	25	10	0	165	11	53	101
Mercer	83	98	0	2	2	185	6	56	123
Northumberland	79	7	0	0	4	90	0	19	71

Family Court Caseload - 2022 Juvenile Delinquency  
 Formal Dispositions - Adjudicated Delinquent Cases

	<u>Adjudicated Delinquent</u>					Adjudicated Delinquent Cases	Warrant Issued	Court Supervision Terminated	End Pending
	Begin Pending	Judge	Hearing Officer	Warrant Returned	Other				
<b><u>6th Class Counties</u></b>									
Armstrong	33	36	0	0	0	69	2	22	45
Bedford	103	22	0	0	0	125	0	7	118
Bradford	31	19	2	0	0	52	1	19	32
Carbon	13	10	0	0	5	28	4	7	17
Clarion	35	12	0	0	0	47	0	6	41
Clearfield	78	40	0	0	0	118	0	19	99
Clinton	17	15	0	0	0	32	0	9	23
Columbia	29	22	0	0	1	52	0	26	26
Crawford	94	22	40	1	3	160	1	48	111
Elk	13	0	0	0	8	21	0	12	9
Greene	7	2	1	0	1	11	0	6	5
Huntingdon	94	17	0	0	2	113	2	31	80
Indiana	42	21	0	0	2	65	2	16	47
Jefferson	18	10	0	0	1	29	0	12	17
McKean	24	17	0	0	2	43	0	6	37
Mifflin	29	53	0	0	0	82	0	42	40
Perry	108	21	0	0	0	129	0	24	105
Pike	108	28	0	0	0	136	0	16	120
Somerset	26	12	0	2	0	40	1	11	28
Susquehanna	31	3	0	0	1	35	1	16	18
Tioga	13	16	0	0	0	29	0	7	22
Venango	82	16	2	0	2	102	0	32	70
Warren	75	22	0	0	0	97	0	19	78
Wayne	30	13	0	0	2	45	1	11	33
<b><u>7th Class Counties</u></b>									
Juniata	35	17	0	0	0	52	0	6	46
Snyder	22	16	0	0	1	39	0	13	26
Union	11	12	0	0	0	23	0	7	16
Wyoming	22	30	0	0	0	52	0	11	41
<b><u>8th Class Counties</u></b>									
Cameron	5	0	0	0	0	5	0	0	5
Forest	5	2	0	0	0	7	0	2	5
Fulton	26	6	0	0	0	32	0	5	27
Montour	23	4	0	0	2	29	0	11	18
Potter	16	3	0	0	0	19	0	9	10
Sullivan	2	8	0	0	0	10	0	1	9



Family Court Caseload - 2022 Juvenile Delinquency  
 Formal Dispositions - Court Supervision Terminated

	Conditions Satisfied	Compelling Reasons %	%	Other	Reached Age 21 %	Transferred to Another Juvenile Court %	Court Supervision Terminated %					
<b><u>1st Class County</u></b>												
Philadelphia	458	70.5	154	23.7	20	3.1	15	2.3	3	0.5	650	
<b><u>2nd Class County</u></b>												
Allegheny	177	66.8	17	6.4	56	21.1	15	5.7	0	--	265	
<b><u>2A Class Counties</u></b>												
Bucks	161	74.5	37	17.1	11	5.1	4	1.9	3	1.4	216	
Delaware	248	52.1	5	1.1	34	7.1	187	39.3	2	0.4	476	
Lancaster	138	46.2	8	2.7	4	1.3	148	49.5	1	0.3	299	
Montgomery	183	86.3	1	0.5	12	5.7	10	4.7	6	2.8	212	
<b><u>3rd Class Counties</u></b>												
Berks	182	90.1	6	3.0	6	3.0	8	4.0	0	--	202	
Chester	128	71.9	40	22.5	4	2.2	6	3.4	0	--	178	
Cumberland	50	78.1	10	15.6	1	1.6	3	4.7	0	--	64	
Dauphin	220	65.9	76	22.8	27	8.1	10	3.0	1	0.3	334	
Erie	125	94.0	2	1.5	6	4.5	0	--	0	--	133	
Lackawanna	61	87.1	8	11.4	1	1.4	0	--	0	--	70	
Lehigh	48	29.6	89	54.9	22	13.6	3	1.9	0	--	162	
Luzerne	22	59.5	4	10.8	6	16.2	3	8.1	2	5.4	37	
Northampton	84	83.2	12	11.9	3	3.0	2	2.0	0	--	101	
Westmoreland	107	78.7	6	4.4	23	16.9	0	--	0	--	136	
York	132	74.2	33	18.5	11	6.2	2	1.1	0	--	178	
<b><u>4th Class Counties</u></b>												
Beaver	28	73.7	4	10.5	6	15.8	0	--	0	--	38	
Butler	48	100.0	0	--	0	--	0	--	0	--	48	
Cambria	47	54.0	40	46.0	0	--	0	--	0	--	87	
Centre	8	47.1	7	41.2	0	--	2	11.8	0	--	17	
Fayette	28	60.9	17	37.0	1	2.2	0	--	0	--	46	
Franklin	48	64.0	26	34.7	1	1.3	0	--	0	--	75	
Monroe	71	82.6	10	11.6	3	3.5	2	2.3	0	--	86	
Schuylkill	28	48.3	0	--	0	--	30	51.7	0	--	58	
Washington	66	75.9	21	24.1	0	--	0	--	0	--	87	
<b><u>5th Class Counties</u></b>												
Adams	22	56.4	9	23.1	8	20.5	0	--	0	--	39	
Blair	15	22.1	53	77.9	0	--	0	--	0	--	68	
Lawrence	5	29.4	0	--	4	23.5	8	47.1	0	--	17	
Lebanon	24	72.7	2	6.1	2	6.1	4	12.1	1	3.0	33	
Lycoming	46	86.8	3	5.7	4	7.5	0	--	0	--	53	
Mercer	44	78.6	2	3.6	8	14.3	2	3.6	0	--	56	
Northumberland	15	78.9	3	15.8	1	5.3	0	--	0	--	19	

Family Court Caseload - 2022 Juvenile Delinquency  
 Formal Dispositions - Court Supervision Terminated

	Conditions Satisfied	Compelling Reasons %	%	Other %	Reached Age 21 %	Transferred to Another Juvenile Court %	Court Supervision Terminated %
<b><u>6th Class Counties</u></b>							
Armstrong	20	90.9	2	9.1	0	--	22
Bedford	2	28.6	1	14.3	4	57.1	7
Bradford	7	36.8	11	57.9	1	5.3	19
Carbon	6	85.7	0	--	1	14.3	7
Clarion	5	83.3	1	16.7	0	--	6
Clearfield	12	63.2	3	15.8	4	21.1	19
Clinton	1	11.1	8	88.9	0	--	9
Columbia	22	84.6	3	11.5	0	--	26
Crawford	44	91.7	0	--	3	6.3	48
Elk	1	8.3	0	--	11	91.7	12
Greene	0	--	0	--	6	100.0	6
Huntingdon	15	48.4	7	22.6	4	12.9	31
Indiana	16	100.0	0	--	0	--	16
Jefferson	10	83.3	1	8.3	1	8.3	12
McKean	4	66.7	0	--	2	33.3	6
Mifflin	15	35.7	26	61.9	1	2.4	42
Perry	20	83.3	1	4.2	2	8.3	24
Pike	9	56.3	0	--	0	--	16
Somerset	4	36.4	6	54.5	0	--	11
Susquehanna	13	81.3	2	12.5	1	6.3	16
Tioga	4	57.1	1	14.3	2	28.6	7
Venango	24	75.0	4	12.5	1	3.1	32
Warren	16	84.2	0	--	3	15.8	19
Wayne	9	81.8	1	9.1	1	9.1	11
<b><u>7th Class Counties</u></b>							
Juniata	5	83.3	0	--	1	16.7	6
Snyder	5	38.5	0	--	5	38.5	13
Union	4	57.1	0	--	3	42.9	7
Wyoming	11	100.0	0	--	0	--	11
<b><u>8th Class Counties</u></b>							
Cameron	0	--	0	--	0	--	0
Forest	0	--	0	--	2	100.0	2
Fulton	2	40.0	1	20.0	2	40.0	5
Montour	3	27.3	8	72.7	0	--	11
Potter	6	66.7	0	--	0	--	9
Sullivan	1	100.0	0	--	0	--	1

Family Court Caseload - 2022 Juvenile Delinquency  
 Informal Dispositions - Informally Disposed Cases

	Consent Decree Begin Pending	Informal Adjustment Begin Pending	New Consent Decree	New Informal Adjustment
<b><u>1st Class County</u></b>				
Philadelphia	27	2	46	4
<b><u>2nd Class County</u></b>				
Allegheny	83	39	222	200
<b><u>2A Class Counties</u></b>				
Bucks	31	9	96	54
Delaware	178	40	177	124
Lancaster	23	69	81	186
Montgomery	35	31	90	64
<b><u>3rd Class Counties</u></b>				
Berks	69	128	120	25
Chester	25	25	55	125
Cumberland	50	24	110	142
Dauphin	44	38	93	193
Erie	41	61	103	115
Lackawanna	30	1	147	39
Lehigh	24	5	133	26
Luzerne	21	18	42	52
Northampton	32	74	95	304
Westmoreland	63	5	145	9
York	57	38	120	77
<b><u>4th Class Counties</u></b>				
Beaver	57	7	117	27
Butler	8	2	69	7
Cambria	36	7	101	0
Centre	25	1	60	9
Fayette	28	47	11	41
Franklin	27	13	85	35
Monroe	8	0	28	0
Schuylkill	20	35	33	48
Washington	19	32	45	123
<b><u>5th Class Counties</u></b>				
Adams	10	0	39	1
Blair	77	4	123	23
Lawrence	17	3	51	8
Lebanon	35	14	61	51
Lycoming	43	0	98	0
Mercer	23	0	41	0
Northumberland	42	164	29	82

Family Court Caseload - 2022 Juvenile Delinquency  
 Informal Dispositions - Informally Disposed Cases

	Warrant Returned	Other	Informally Disposed Cases	Warrant Issued	Informally Disposed Cases Terminated	End Pending
<b><u>1st Class County</u></b>						
Philadelphia	1	0	80	3	62	15
<b><u>2nd Class County</u></b>						
Allegheny	10	7	561	34	286	241
<b><u>2A Class Counties</u></b>						
Bucks	0	20	210	2	103	105
Delaware	0	10	529	4	247	278
Lancaster	0	0	359	0	256	103
Montgomery	0	1	221	0	134	87
<b><u>3rd Class Counties</u></b>						
Berks	1	1	344	4	217	123
Chester	1	2	233	3	142	88
Cumberland	0	0	326	2	217	107
Dauphin	0	63	431	2	258	171
Erie	0	3	323	1	151	171
Lackawanna	0	0	217	1	142	74
Lehigh	0	0	188	0	105	83
Luzerne	9	11	153	10	78	65
Northampton	0	1	506	2	333	171
Westmoreland	0	0	222	4	142	76
York	1	0	293	6	157	130
<b><u>4th Class Counties</u></b>						
Beaver	0	0	208	4	114	90
Butler	1	0	87	0	49	38
Cambria	0	0	144	0	84	60
Centre	0	0	95	0	49	46
Fayette	0	0	127	0	54	73
Franklin	0	3	163	0	122	41
Monroe	0	1	37	0	16	21
Schuylkill	0	3	139	0	69	70
Washington	0	0	219	1	157	61
<b><u>5th Class Counties</u></b>						
Adams	0	2	52	0	35	17
Blair	0	0	227	0	144	83
Lawrence	0	3	82	0	33	49
Lebanon	1	3	165	0	117	48
Lycoming	0	39	180	0	78	102
Mercer	0	0	64	0	43	21
Northumberland	0	23	340	0	103	237

Family Court Caseload - 2022 Juvenile Delinquency  
 Informal Dispositions - Informally Disposed Cases

	Consent Decree Begin Pending	Informal Adjustment Begin Pending	New Consent Decree	New Informal Adjustment
<b><u>6th Class Counties</u></b>				
Armstrong	10	2	14	7
Bedford	28	0	20	0
Bradford	21	30	45	20
Carbon	11	1	22	0
Clarion	6	0	18	1
Clearfield	17	0	15	0
Clinton	5	0	19	0
Columbia	6	4	7	28
Crawford	17	0	24	0
Elk	65	72	28	22
Greene	3	3	2	2
Huntingdon	24	0	17	0
Indiana	13	6	30	16
Jefferson	14	0	64	0
McKean	12	4	18	5
Mifflin	18	0	28	0
Perry	23	6	26	0
Pike	82	0	4	1
Somerset	6	0	13	0
Susquehanna	6	4	9	17
Tioga	19	0	24	0
Venango	10	0	28	7
Warren	12	1	44	0
Wayne	2	1	8	4
<b><u>7th Class Counties</u></b>				
Juniata	9	0	17	0
Snyder	3	3	5	16
Union	6	0	6	4
Wyoming	0	0	2	0
<b><u>8th Class Counties</u></b>				
Cameron	13	2	2	0
Forest	1	2	2	3
Fulton	1	0	7	0
Montour	9	6	7	3
Potter	17	2	10	0
Sullivan	0	0	1	0

Family Court Caseload - 2022 Juvenile Delinquency  
 Informal Dispositions - Informally Disposed Cases

	Warrant Returned	Other	Informally Disposed Cases	Warrant Issued	Informally Disposed Cases Terminated	End Pending
<b><u>6th Class Counties</u></b>						
Armstrong	0	3	36	0	20	16
Bedford	0	0	48	0	4	44
Bradford	0	3	119	0	56	63
Carbon	0	0	34	0	15	19
Clarion	0	0	25	0	11	14
Clearfield	0	4	36	0	4	32
Clinton	0	0	24	0	12	12
Columbia	0	0	45	0	31	14
Crawford	0	0	41	0	30	11
Elk	0	11	198	0	36	162
Greene	0	1	11	0	8	3
Huntingdon	0	0	41	0	19	22
Indiana	0	0	65	0	36	29
Jefferson	0	1	79	0	32	47
McKean	0	1	40	0	18	22
Mifflin	0	0	46	0	34	12
Perry	0	4	59	0	21	38
Pike	0	15	102	0	4	98
Somerset	0	0	19	0	13	6
Susquehanna	0	0	36	0	24	12
Tioga	0	0	43	0	25	18
Venango	0	5	50	0	17	33
Warren	0	2	59	0	30	29
Wayne	0	2	17	0	8	9
<b><u>7th Class Counties</u></b>						
Juniata	0	0	26	0	19	7
Snyder	0	1	28	0	22	6
Union	0	0	16	0	8	8
Wyoming	0	1	3	0	0	3
<b><u>8th Class Counties</u></b>						
Cameron	0	0	17	0	5	12
Forest	0	0	8	0	3	5
Fulton	0	0	8	0	8	0
Montour	0	3	28	0	8	20
Potter	0	0	29	0	13	16
Sullivan	0	0	1	0	1	0

Family Court Caseload - 2022 Juvenile Delinquency Informal Dispositions - Informally Disposed Cases Terminated

	Consent Decree Completed	%	Informal Adjustment Completed	%	Other	%
<b><u>1st Class County</u></b>						
Philadelphia	51	82.3	0	--	3	4.8
<b><u>2nd Class County</u></b>						
Allegheny	74	25.9	95	33.2	89	31.1
<b><u>2A Class Counties</u></b>						
Bucks	51	49.5	33	32.0	7	6.8
Delaware	94	38.1	71	28.7	63	25.5
Lancaster	62	24.2	164	64.1	1	0.4
Montgomery	76	56.7	8	6.0	46	34.3
<b><u>3rd Class Counties</u></b>						
Berks	90	41.5	24	11.1	82	37.8
Chester	34	23.9	89	62.7	9	6.3
Cumberland	78	35.9	108	49.8	10	4.6
Dauphin	65	25.2	158	61.2	14	5.4
Erie	60	39.7	73	48.3	15	9.9
Lackawanna	88	62.0	32	22.5	4	2.8
Lehigh	55	52.4	21	20.0	19	18.1
Luzerne	15	19.2	38	48.7	24	30.8
Northampton	80	24.0	237	71.2	11	3.3
Westmoreland	114	80.3	5	3.5	6	4.2
York	84	53.5	54	34.4	9	5.7
<b><u>4th Class Counties</u></b>						
Beaver	83	72.8	16	14.0	8	7.0
Butler	40	81.6	6	12.2	2	4.1
Cambria	70	83.3	0	--	0	--
Centre	30	61.2	7	14.3	5	10.2
Fayette	18	33.3	33	61.1	3	5.6
Franklin	69	56.6	37	30.3	5	4.1
Monroe	14	87.5	0	--	1	6.3
Schuylkill	14	20.3	49	71.0	3	4.3
Washington	33	21.0	99	63.1	7	4.5
<b><u>5th Class Counties</u></b>						
Adams	26	74.3	1	2.9	6	17.1
Blair	114	79.2	20	13.9	5	3.5
Lawrence	24	72.7	3	9.1	4	12.1
Lebanon	34	29.1	44	37.6	28	23.9
Lycoming	66	84.6	0	--	1	1.3
Mercer	34	79.1	0	--	3	7.0
Northumberland	43	41.7	57	55.3	3	2.9

Family Court Caseload - 2022 Juvenile Delinquency Informal Dispositions - Informally Disposed Cases Terminated

	Consent Decree Revoked	%	Informal Adjustment Revoked	%	Informally Disposed Cases Terminated
<b><u>1st Class County</u></b>					
Philadelphia	8	12.9	0	--	62
<b><u>2nd Class County</u></b>					
Allegheny	27	9.4	1	0.3	286
<b><u>2A Class Counties</u></b>					
Bucks	12	11.7	0	--	103
Delaware	18	7.3	1	0.4	247
Lancaster	5	2.0	24	9.4	256
Montgomery	4	3.0	0	--	134
<b><u>3rd Class Counties</u></b>					
Berks	15	6.9	6	2.8	217
Chester	4	2.8	6	4.2	142
Cumberland	9	4.1	12	5.5	217
Dauphin	12	4.7	9	3.5	258
Erie	3	2.0	0	--	151
Lackawanna	18	12.7	0	--	142
Lehigh	10	9.5	0	--	105
Luzerne	0	--	1	1.3	78
Northampton	5	1.5	0	--	333
Westmoreland	17	12.0	0	--	142
York	6	3.8	4	2.5	157
<b><u>4th Class Counties</u></b>					
Beaver	7	6.1	0	--	114
Butler	1	2.0	0	--	49
Cambria	14	16.7	0	--	84
Centre	7	14.3	0	--	49
Fayette	0	--	0	--	54
Franklin	9	7.4	2	1.6	122
Monroe	1	6.3	0	--	16
Schuylkill	0	--	3	4.3	69
Washington	6	3.8	12	7.6	157
<b><u>5th Class Counties</u></b>					
Adams	2	5.7	0	--	35
Blair	5	3.5	0	--	144
Lawrence	2	6.1	0	--	33
Lebanon	9	7.7	2	1.7	117
Lycoming	11	14.1	0	--	78
Mercer	6	14.0	0	--	43
Northumberland	0	--	0	--	103



Family Court Caseload - 2022 Juvenile Delinquency Informal Dispositions - Informally Disposed Cases Terminated

	Consent Decree Completed	%	Informal Adjustment Completed	%	Other	%
<b><u>6th Class Counties</u></b>						
Armstrong	10	50.0	6	30.0	4	20.0
Bedford	0	--	0	--	4	100.0
Bradford	33	58.9	22	39.3	0	--
Carbon	11	73.3	0	--	4	26.7
Clarion	10	90.9	0	--	0	--
Clearfield	3	75.0	0	--	0	--
Clinton	10	83.3	0	--	1	8.3
Columbia	11	35.5	20	64.5	0	--
Crawford	25	83.3	0	--	4	13.3
Elk	9	25.0	15	41.7	12	33.3
Greene	0	--	0	--	8	100.0
Huntingdon	15	78.9	0	--	1	5.3
Indiana	21	58.3	13	36.1	1	2.8
Jefferson	30	93.8	0	--	2	6.3
McKean	10	55.6	0	--	8	44.4
Mifflin	26	76.5	0	--	0	--
Perry	16	76.2	0	--	3	14.3
Pike	0	--	0	--	4	100.0
Somerset	12	92.3	0	--	0	--
Susquehanna	8	33.3	15	62.5	1	4.2
Tioga	21	84.0	0	--	1	4.0
Venango	13	76.5	1	5.9	3	17.6
Warren	22	73.3	0	--	3	10.0
Wayne	7	87.5	0	--	1	12.5
<b><u>7th Class Counties</u></b>						
Juniata	14	73.7	0	--	5	26.3
Snyder	4	18.2	17	77.3	1	4.5
Union	3	37.5	3	37.5	2	25.0
Wyoming	0	--	0	--	0	--
<b><u>8th Class Counties</u></b>						
Cameron	3	60.0	0	--	2	40.0
Forest	0	--	1	33.3	2	66.7
Fulton	8	100.0	0	--	0	--
Montour	6	75.0	1	12.5	1	12.5
Potter	11	84.6	2	15.4	0	--
Sullivan	1	100.0	0	--	0	--

Family Court Caseload - 2022 Juvenile Delinquency Informal Dispositions - Informally Disposed Cases Terminated

	Consent Decree Revoked	%	Informal Adjustment Revoked	%	Informally Disposed Cases Terminated
<b><u>6th Class Counties</u></b>					
Armstrong	0	--	0	--	20
Bedford	0	--	0	--	4
Bradford	1	1.8	0	--	56
Carbon	0	--	0	--	15
Clarion	1	9.1	0	--	11
Clearfield	1	25.0	0	--	4
Clinton	1	8.3	0	--	12
Columbia	0	--	0	--	31
Crawford	1	3.3	0	--	30
Elk	0	--	0	--	36
Greene	0	--	0	--	8
Huntingdon	3	15.8	0	--	19
Indiana	1	2.8	0	--	36
Jefferson	0	--	0	--	32
McKean	0	--	0	--	18
Mifflin	8	23.5	0	--	34
Perry	2	9.5	0	--	21
Pike	0	--	0	--	4
Somerset	1	7.7	0	--	13
Susquehanna	0	--	0	--	24
Tioga	3	12.0	0	--	25
Venango	0	--	0	--	17
Warren	5	16.7	0	--	30
Wayne	0	--	0	--	8
<b><u>7th Class Counties</u></b>					
Juniata	0	--	0	--	19
Snyder	0	--	0	--	22
Union	0	--	0	--	8
Wyoming	0	--	0	--	0
<b><u>8th Class Counties</u></b>					
Cameron	0	--	0	--	5
Forest	0	--	0	--	3
Fulton	0	--	0	--	8
Montour	0	--	0	--	8
Potter	0	--	0	--	13
Sullivan	0	--	0	--	1

---

---

## JUVENILE DELINQUENCY

*... a classification of juvenile cases which involves an act by an individual between 10 and 18 years of age which has been designated as a crime under Pennsylvania law or under local ordinances.*

**Alternative Program Revoked**

Cases returned to the pending inventory due to the revocation of a juvenile's participation in an alternative course of relief, as previously approved by a court via motion.

**Adjudicated Delinquent Judge (Formal)**

Active cases adjudicated delinquent by a judge following an evidentiary hearing.

**Adjudicated Delinquent Juvenile Court Hearing Officer (Formal)**

Active cases adjudicated delinquent by a hearing officer following an evidentiary hearing.

**Begin Pending**

**Pending Disposition:** New written allegations and petitions awaiting adjudication at the beginning of the reporting period (January 1<sup>st</sup>).

**Formal Dispositions:** Cases previously adjudicated delinquent under court supervision at the beginning of the reporting period (January 1<sup>st</sup>).

**Consent Decree:** Cases with an active consent decree in place at the beginning of the reporting period (January 1<sup>st</sup>).

**Informal Adjustment:** Cases with an active informal adjustment at the beginning of the reporting period (January 1<sup>st</sup>).

**Cases Available for Disposition**

The sum of Begin Pending, plus New Cases, and cases returned to active status due to Consent Decree Revoked, Informal Adjustment Program Revoked, Alternative Program Revoked, Warrant Returned, and for an Other reason.

**Cases Disposed**

To count as disposed, a case must have been adjudicated, placed in inactive status or otherwise disposed during the reporting period. These cases are then categorized by disposition type and include:

**Adjudicated Delinquent Judge:** A determination by a judge, following an evidentiary proceeding, that a juvenile has committed a delinquent act and is need of treatment, supervision or rehabilitation.

**Adjudicated Delinquent Juvenile Court Hearing Officer:** A determination by a hearing officer, following an evidentiary proceeding, that a juvenile has committed a delinquent act and is need of treatment, supervision or rehabilitation.

**Consent Decree Entered:** Cases in which a consent decree has been approved by the district attorney and the court, placing a juvenile under the supervision of a probation office under stipulated terms for a period of up to 6 months.

---

**Dismissed/Withdrawn/Transferred:** Cases dismissed by a court prior to or following an adjudicatory hearing, (does NOT include cases dismissed related to informal adjustment programs); cases withdrawn by an attorney for the Commonwealth; cases transferred to another jurisdiction for adjudication or disposition, following a motion. Transfers are usually to a juveniles' county of residence (if an action is commenced in the court of another county).

**Informal Adjustment Program Entered:** Cases in which a new informal adjustment program has been commenced with a juvenile probation office for a period of up to 6 months.

**Other:** Cases disposed in a manner outside the criteria of other disposition categories. In the first year of automated statewide data, the "Other" disposition category includes some administrative closures necessitated by the migration of data from legacy systems. This category will decrease over time as fewer administrative corrections are needed.

**Transferred to Criminal Court:** Cases originating in juvenile court that are transferred to adult criminal court.

**Warned and Counseled (Pre-Petition):** Cases in which a juvenile probation officer issues a warning and counsels a juvenile related to alleged delinquent conduct; the case is then closed.

**Informally  
Disposed Cases**

The sum of Begin Pending plus New Consent Decree, New Informal Adjustment, Warrant Returned and Other.

**Informally Disposed  
Cases Terminated**

Informal disposition case termination categories include:

**Consent Decree Completed:** Closed cases in which a juvenile has satisfied all terms and conditions of a Consent Decree or in which the juvenile is discharged by the court from a Consent Decree prior to the end of the specified time period.

**Consent Decree Revoked:** Cases returned to the pending inventory for further proceedings due to the revocation of a previously court-approved Consent Decree. Consent Decrees are revoked if the juvenile fails to meet the conditions of the program or new allegations have been filed against the juvenile.

**Informal Adjustment Completed:** Cases closed (dismissed) upon successful completion of all stipulated terms and conditions of the Informal Adjustment Program.

**Informal Adjustment Program Revoked:** Cases returned to the active inventory due to the revocation (due to juvenile non-compliance, violation, or other action(s) in defiance of agreed terms) of a previously entered informal adjustment arrangement as defined by a juvenile probation office.

**Other:** Cases disposed in a manner outside the criteria of other disposition categories. In the first year of automated statewide data, the "Other" disposition category includes some administrative closures necessitated by the migration of data from legacy systems. This category will decrease over time as fewer administrative corrections are needed.

---

<b>Consent Decree Revoked</b>	Cases returned to the pending inventory for further proceedings due to the revocation of a previously court-approved consent decree. Consent decrees are revoked if the juvenile fails to meet the conditions of the program or new allegations have been filed against the juvenile.
<b>Formally Disposed Cases, Court Supervision Terminated</b>	<p>These cases are categorized by court supervision type:</p> <p><b>Conditions Satisfied:</b> Court supervision is terminated due to a juvenile satisfying imposed conditions of placement and/or probation.</p> <p><b>Compelling Reasons:</b> Court supervision is terminated early (i.e. prior to completion of all terms/conditions of a dispositional order) upon order of the court following a motion made by any party to the case.</p> <p><b>Reached Age 21:</b> Court supervision is terminated due to a juvenile attaining the age of 21 years (loss of court jurisdiction).</p> <p><b>Other:</b> Cases disposed in a manner outside the criteria of other disposition categories. In the first year of automated statewide data, the "Other" disposition category includes some administrative closures necessitated by the migration of data from legacy systems. This category will decrease over time as fewer administrative corrections are needed.</p> <p><b>Transferred to Another Juvenile Court:</b> Court supervision transferred to another county.</p>
<b>End Pending</b>	Represents the total number of cases awaiting adjudication/disposition at the end of the year. Cases Available for Disposition less Warrant Issued and Cases Disposed for the calendar year.
<b>Informal Adjustment Program Revoked</b>	Cases returned to the pending inventory due to the revocation of a previously entered informal adjustment arrangement as defined by a juvenile probation office. Informal Adjustment Programs are revoked due to juvenile non-compliance, violation, or other action(s) in defiance of agreed terms
<b>New Cases</b>	A new delinquency case is initiated upon the submission of a written allegation to a juvenile probation office (with prior approval by an attorney for the Commonwealth, where required). The unit of count is the docket number assigned by a juvenile probation office.
<b>New Consent Decree</b>	Active/disposed cases in which a Consent Decree has been approved by the court, placing a juvenile under the supervision of a probation office under stipulated terms.
<b>New Informal Adjustment</b>	Active/disposed cases in which an Informal Adjustment Program has been commenced with a juvenile probation office.
<b>Other Inbound (Pending)</b>	A residual category of inbound/active cases that includes cases refiled, cases transferred from another jurisdiction, cases with a vacated adjudication, and other inbound cases in active status for a reason not otherwise specified.
<b>Other Inbound (Formal/Informal)</b>	Delinquency cases returned to active court supervision or informal supervision for a reason not otherwise specified.

---

---

---

**Warrant Issued**

Cases placed in inactive status due to the issuance of a bench warrant.

**Warrant Returned**

Cases returned to the pending, formal supervision or informal supervision inventories due to the service or recall of a bench warrant previously issued against a juvenile respondent.

# 2022 Common Pleas State Totals Juvenile Dependency

<u>Pending Adjudication</u>	Abuse/Neglect	Status Offenses	Total
<b>Cases Pending 1/1/22</b>	<b>1,335</b> <sup>(R)</sup>	<b>112</b> <sup>(R)</sup>	<b>1,447</b> <sup>(R)</sup>
New Petitions Filed	6,995	398	7,393
Other	1,475	72	1,547
<b>Petitions Available for Processing</b>	<b>9,805</b>	<b>582</b>	<b>10,387</b>

Processed By:

Adjudicated Dependent			
Judge	4,596	213	4,809
Hearing Officer	1,998	116	2,114
Adjudicated NOT Dependent			
Judge	390	24	414
Hearing Officer	84	11	95
Withdrawn/Dismissed/Transferred	1,025	99	1,124
Other	410	24	434
<b>Petitions Processed</b>	<b>8,503</b>	<b>487</b>	<b>8,990</b>
<b>Cases Pending 12/31/22</b>	<b>1,302</b>	<b>95</b>	<b>1,397</b>

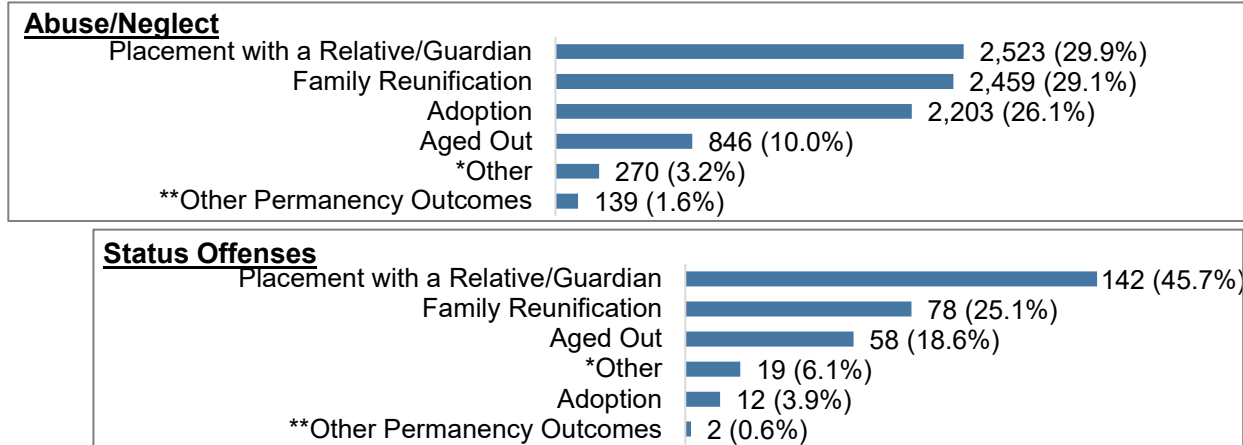
The Pending Adjudication Inventory is counted separately from adjudicated cases that are under court supervision.

**Adjudicated Dependent**

<b>Cases Pending 1/1/22</b>	<b>16,364</b> <sup>(R)</sup>	<b>393</b> <sup>(R)</sup>	<b>16,757</b> <sup>(R)</sup>
New Adjudicated Dependent Cases	6,594	329	6,923
Other	135	9	144
<b>Adjudicated Dependent Cases</b>	<b>23,093</b>	<b>731</b>	<b>23,824</b>
<b>Court Supervision Terminated</b>	<b>8,440</b>	<b>311</b>	<b>8,751</b>
<b>Cases Pending 12/31/22</b>	<b>14,653</b>	<b>420</b>	<b>15,073</b>

If the case is adjudicated dependent, the case progresses to the Adjudicated Dependent

**Court Supervision Terminated By:**



(R) - Revised

\* Other Permanency Outcomes include: adjudicated delinquent, delinquent, death due to natural causes, emancipation, permanent living arrangement, and parent has come forward.

\*\* Other includes cases where court supervision is terminated due to transfer out of jurisdiction, withdrawal and administrative closure.

Family Court Caseload - 2022 Juvenile Dependency Abuse/Neglect  
 Pending Adjudication - Available for Processing

	Begin Pending	New Petitions Filed	Other	Petitions Available for Processing	Petitions Processed	End Pending
<b><u>1st Class County</u></b>						
Philadelphia	287	1,002	209	1,498	1,196	302
<b><u>2nd Class County</u></b>						
Allegheny	202	692	187	1,081	959	122
<b><u>2A Class Counties</u></b>						
Bucks	104	154	37	295	218	77
Delaware	37	114	30	181	160	21
Lancaster	21	149	16	186	159	27
Montgomery	27	174	35	236	216	20
<b><u>3rd Class Counties</u></b>						
Berks	48	247	20	315	283	32
Chester	1	32	4	37	35	2
Cumberland	15	157	21	193	158	35
Dauphin	28	283	47	358	330	28
Erie	20	226	53	299	279	20
Lackawanna	14	133	22	169	158	11
Lehigh	65	308	41	414	340	74
Luzerne	28	272	73	373	344	29
Northampton	15	158	3	176	160	16
Westmoreland	17	140	16	173	150	23
York	17	260	38	315	292	23
<b><u>4th Class Counties</u></b>						
Beaver	2	24	1	27	26	1
Butler	16	118	27	161	139	22
Cambria	12	69	20	101	96	5
Centre	2	27	5	34	34	0
Fayette	42	272	161	475	414	61
Franklin	2	63	11	76	69	7
Monroe	0	106	7	113	106	7
Schuylkill	17	305	121	443	427	16
Washington	14	89	10	113	103	10
<b><u>5th Class Counties</u></b>						
Adams	7	60	7	74	61	13
Blair	30	92	12	134	94	40
Lawrence	13	75	3	91	76	15
Lebanon	5	58	4	67	54	13
Lycoming	2	33	2	37	33	4
Mercer	2	60	5	67	53	14
Northumberland	7	67	17	91	80	11



Family Court Caseload - 2022 Juvenile Dependency Abuse/Neglect  
 Pending Adjudication - Available for Processing

	Begin Pending	New Petitions Filed	Other	Petitions Available for Processing	Petitions Processed	End Pending
<b><u>6th Class Counties</u></b>						
Armstrong	5	67	9	81	79	2
Bedford	8	43	9	60	58	2
Bradford	12	35	16	63	60	3
Carbon	1	42	5	48	48	0
Clarion	6	45	5	56	51	5
Clearfield	18	61	7	86	56	30
Clinton	4	6	3	13	12	1
Columbia	31	78	14	123	96	27
Crawford	21	58	11	90	64	26
Elk	0	13	0	13	11	2
Greene	3	44	35	82	78	4
Huntingdon	4	30	6	40	34	6
Indiana	1	31	2	34	28	6
Jefferson	0	53	13	66	64	2
McKean	10	21	13	44	35	9
Mifflin	6	31	2	39	32	7
Perry	2	4	0	6	6	0
Pike	1	14	11	26	21	5
Somerset	4	47	17	68	62	6
Susquehanna	4	30	2	36	36	0
Tioga	13	45	14	72	69	3
Venango	53	58	5	116	72	44
Warren	0	15	0	15	15	0
Wayne	3	29	4	36	34	2
<b><u>7th Class Counties</u></b>						
Juniata	2	25	2	29	29	0
Snyder	0	1	0	1	1	0
Union	0	12	0	12	10	2
Wyoming	0	23	2	25	24	1
<b><u>8th Class Counties</u></b>						
Cameron	0	2	3	5	2	3
Forest	0	1	0	1	1	0
Fulton	2	2	0	4	4	0
Montour	2	5	0	7	7	0
Potter	0	1	0	1	0	1
Sullivan	0	4	0	4	2	2

Family Court Caseload - 2022 Juvenile Dependency Abuse/Neglect  
 Pending Adjudication - Processed

	Adjudicated Dependent		Adjudicated NOT Dependent		Withdrawn /Dismissed /Transferred	Other
	Judge	Hearing Officer	Judge	Hearing Officer		
<b><u>1st Class County</u></b>						
Philadelphia	1,020	7	113	3	47	6
<b><u>2nd Class County</u></b>						
Allegheny	682	0	73	0	160	44
<b><u>2A Class Counties</u></b>						
Bucks	159	0	0	0	24	35
Delaware	18	97	0	2	38	5
Lancaster	120	0	8	0	0	31
Montgomery	188	2	1	0	16	9
<b><u>3rd Class Counties</u></b>						
Berks	222	0	24	0	36	1
Chester	4	31	0	0	0	0
Cumberland	3	109	0	7	20	19
Dauphin	30	257	11	11	20	1
Erie	25	248	0	1	1	4
Lackawanna	131	0	4	0	16	7
Lehigh	11	171	0	7	135	16
Luzerne	25	221	3	19	59	17
Northampton	17	120	2	1	20	0
Westmoreland	29	89	1	4	25	2
York	256	0	17	0	18	1
<b><u>4th Class Counties</u></b>						
Beaver	2	13	1	2	7	1
Butler	20	85	1	4	29	0
Cambria	50	30	2	1	3	10
Centre	32	0	0	0	1	1
Fayette	270	0	62	0	8	74
Franklin	2	57	0	2	4	4
Monroe	91	0	8	0	7	0
Schuylkill	250	0	26	0	151	0
Washington	11	69	0	4	11	8
<b><u>5th Class Counties</u></b>						
Adams	53	0	0	0	7	1
Blair	11	60	2	7	12	2
Lawrence	11	48	1	6	4	6
Lebanon	51	0	0	0	0	3
Lycoming	9	21	0	0	1	2
Mercer	44	0	0	0	3	6
Northumberland	62	0	3	0	15	0

Family Court Caseload - 2022 Juvenile Dependency Abuse/Neglect  
 Pending Adjudication - Processed

	Adjudicated Dependent		Adjudicated NOT Dependent		Withdrawn /Dismissed /Transferred	Other
	Judge	Hearing Officer	Judge	Hearing Officer		
<b><u>6th Class Counties</u></b>						
Armstrong	71	0	7	0	1	0
Bedford	32	0	0	0	23	3
Bradford	8	37	3	0	12	0
Carbon	13	34	0	0	1	0
Clarion	43	0	0	0	1	7
Clearfield	43	0	0	0	1	12
Clinton	8	0	0	0	1	3
Columbia	0	74	1	2	19	0
Crawford	1	39	0	0	9	15
Elk	10	0	0	0	0	1
Greene	11	55	0	1	0	11
Huntingdon	28	0	0	0	0	6
Indiana	24	0	0	0	4	0
Jefferson	63	0	0	0	0	1
McKean	12	15	2	0	6	0
Mifflin	26	0	2	0	0	4
Perry	4	0	0	0	2	0
Pike	18	0	0	0	0	3
Somerset	55	0	1	0	5	1
Susquehanna	34	0	1	0	0	1
Tioga	37	0	1	0	31	0
Venango	47	0	2	0	2	21
Warren	14	0	0	0	1	0
Wayne	26	4	0	0	4	0
<b><u>7th Class Counties</u></b>						
Juniata	23	0	3	0	0	3
Snyder	0	0	0	0	1	0
Union	10	0	0	0	0	0
Wyoming	21	0	2	0	1	0
<b><u>8th Class Counties</u></b>						
Cameron	2	0	0	0	0	0
Forest	1	0	0	0	0	0
Fulton	2	0	2	0	0	0
Montour	0	5	0	0	0	2
Potter	0	0	0	0	0	0
Sullivan	0	0	0	0	2	0

Family Court Caseload - 2022 Juvenile Dependency Status Offenses  
 Pending Adjudication - Available for Processing

	Begin Pending	New Petitions Filed	Other	Petitions Available for Processing	Petitions Processed	End Pending
<b><u>1st Class County</u></b>						
Philadelphia	17	116	3	136	103	33
<b><u>2nd Class County</u></b>						
Allegheny	6	41	4	51	47	4
<b><u>2A Class Counties</u></b>						
Bucks	0	0	0	0	0	0
Delaware	0	1	1	2	2	0
Lancaster	0	0	0	0	0	0
Montgomery	2	5	0	7	5	2
<b><u>3rd Class Counties</u></b>						
Berks	0	1	0	1	1	0
Chester	2	0	0	2	2	0
Cumberland	0	2	0	2	2	0
Dauphin	0	9	0	9	9	0
Erie	3	12	0	15	14	1
Lackawanna	0	0	0	0	0	0
Lehigh	0	3	0	3	2	1
Luzerne	72	86	35	193	167	26
Northampton	0	0	0	0	0	0
Westmoreland	1	5	5	11	7	4
York	0	0	0	0	0	0
<b><u>4th Class Counties</u></b>						
Beaver	0	4	1	5	4	1
Butler	0	0	2	2	2	0
Cambria	0	1	0	1	1	0
Centre	0	3	0	3	3	0
Fayette	2	13	13	28	23	5
Franklin	1	3	0	4	3	1
Monroe	0	3	3	6	4	2
Schuylkill	0	0	0	0	0	0
Washington	1	1	0	2	2	0
<b><u>5th Class Counties</u></b>						
Adams	0	2	0	2	1	1
Blair	0	0	1	1	1	0
Lawrence	0	0	0	0	0	0
Lebanon	0	14	0	14	14	0
Lycoming	0	0	0	0	0	0
Mercer	1	2	1	4	3	1
Northumberland	0	15	0	15	15	0

Family Court Caseload - 2022 Juvenile Dependency Status Offenses  
 Pending Adjudication - Available for Processing

	Begin Pending	New Petitions Filed	Other	Petitions Available for Processing	Petitions Processed	End Pending
<b><u>6th Class Counties</u></b>						
Armstrong	0	0	0	0	0	0
Bedford	0	0	0	0	0	0
Bradford	0	1	0	1	1	0
Carbon	0	0	0	0	0	0
Clarion	0	2	0	2	0	2
Clearfield	1	8	1	10	9	1
Clinton	0	9	0	9	8	1
Columbia	0	1	0	1	1	0
Crawford	0	10	0	10	4	6
Elk	0	0	0	0	0	0
Greene	2	7	0	9	9	0
Huntingdon	0	5	0	5	5	0
Indiana	0	3	0	3	3	0
Jefferson	0	0	0	0	0	0
McKean	0	0	0	0	0	0
Mifflin	0	0	0	0	0	0
Perry	0	1	1	2	2	0
Pike	0	3	0	3	2	1
Somerset	0	0	0	0	0	0
Susquehanna	0	0	0	0	0	0
Tioga	0	0	0	0	0	0
Venango	0	0	0	0	0	0
Warren	0	1	0	1	0	1
Wayne	0	0	0	0	0	0
<b><u>7th Class Counties</u></b>						
Juniata	1	1	0	2	2	0
Snyder	0	0	0	0	0	0
Union	0	0	0	0	0	0
Wyoming	0	2	0	2	2	0
<b><u>8th Class Counties</u></b>						
Cameron	0	0	1	1	0	1
Forest	0	0	0	0	0	0
Fulton	0	1	0	1	1	0
Montour	0	1	0	1	1	0
Potter	0	0	0	0	0	0
Sullivan	0	0	0	0	0	0

Family Court Caseload - 2022 Juvenile Dependency Status Offenses  
 Pending Adjudication - Processed

	Adjudicated Dependent		Adjudicated NOT Dependent		Withdrawn /Dismissed /Transferred	Other
	Judge	Hearing Officer	Judge	Hearing Officer		
<b><u>1st Class County</u></b>						
Philadelphia	86	0	14	0	2	1
<b><u>2nd Class County</u></b>						
Allegheny	36	0	0	0	8	3
<b><u>2A Class Counties</u></b>						
Bucks	0	0	0	0	0	0
Delaware	0	1	0	0	1	0
Lancaster	0	0	0	0	0	0
Montgomery	2	0	2	0	1	0
<b><u>3rd Class Counties</u></b>						
Berks	0	0	0	0	1	0
Chester	0	2	0	0	0	0
Cumberland	0	1	0	0	0	1
Dauphin	1	7	1	0	0	0
Erie	1	13	0	0	0	0
Lackawanna	0	0	0	0	0	0
Lehigh	0	2	0	0	0	0
Luzerne	5	66	0	10	78	8
Northampton	0	0	0	0	0	0
Westmoreland	0	4	0	1	2	0
York	0	0	0	0	0	0
<b><u>4th Class Counties</u></b>						
Beaver	1	2	0	0	1	0
Butler	0	2	0	0	0	0
Cambria	1	0	0	0	0	0
Centre	3	0	0	0	0	0
Fayette	18	0	1	0	0	4
Franklin	0	3	0	0	0	0
Monroe	3	0	1	0	0	0
Schuylkill	0	0	0	0	0	0
Washington	0	2	0	0	0	0
<b><u>5th Class Counties</u></b>						
Adams	1	0	0	0	0	0
Blair	1	0	0	0	0	0
Lawrence	0	0	0	0	0	0
Lebanon	14	0	0	0	0	0
Lycoming	0	0	0	0	0	0
Mercer	1	0	0	0	0	2
Northumberland	9	0	5	0	1	0

Family Court Caseload - 2022 Juvenile Dependency Status Offenses  
 Pending Adjudication - Processed

	Adjudicated Dependent		Adjudicated NOT Dependent		Withdrawn /Dismissed /Transferred	Other
	Judge	Hearing Officer	Judge	Hearing Officer		
<b><u>6th Class Counties</u></b>						
Armstrong	0	0	0	0	0	0
Bedford	0	0	0	0	0	0
Bradford	0	1	0	0	0	0
Carbon	0	0	0	0	0	0
Clarion	0	0	0	0	0	0
Clearfield	9	0	0	0	0	0
Clinton	6	0	0	0	2	0
Columbia	0	1	0	0	0	0
Crawford	0	2	0	0	1	1
Elk	0	0	0	0	0	0
Greene	0	6	0	0	0	3
Huntingdon	5	0	0	0	0	0
Indiana	2	0	0	0	1	0
Jefferson	0	0	0	0	0	0
McKean	0	0	0	0	0	0
Mifflin	0	0	0	0	0	0
Perry	2	0	0	0	0	0
Pike	2	0	0	0	0	0
Somerset	0	0	0	0	0	0
Susquehanna	0	0	0	0	0	0
Tioga	0	0	0	0	0	0
Venango	0	0	0	0	0	0
Warren	0	0	0	0	0	0
Wayne	0	0	0	0	0	0
<b><u>7th Class Counties</u></b>						
Juniata	1	0	0	0	0	1
Snyder	0	0	0	0	0	0
Union	0	0	0	0	0	0
Wyoming	2	0	0	0	0	0
<b><u>8th Class Counties</u></b>						
Cameron	0	0	0	0	0	0
Forest	0	0	0	0	0	0
Fulton	1	0	0	0	0	0
Montour	0	1	0	0	0	0
Potter	0	0	0	0	0	0
Sullivan	0	0	0	0	0	0

Family Court Caseload - 2022 Juvenile Dependency Abuse/Neglect  
 Adjudicated Dependent - Available for Processing

	Begin Pending	New Adjudicated Dependent Cases	Other	Adjudicated Dependent Cases	Court Supervision Terminated	End Pending
<b><u>1st Class County</u></b>						
Philadelphia	4,886	1,027	14	5,927	1,759	4,168
<b><u>2nd Class County</u></b>						
Allegheny	1,831	682	2	2,515	896	1,619
<b><u>2A Class Counties</u></b>						
Bucks	239	159	2	400	144	256
Delaware	339	115	2	456	150	306
Lancaster	356	120	9	485	171	314
Montgomery	351	190	7	548	217	331
<b><u>3rd Class Counties</u></b>						
Berks	392	222	2	616	212	404
Chester	66	35	0	101	40	61
Cumberland	226	112	2	340	120	220
Dauphin	352	287	3	642	229	413
Erie	434	273	1	708	277	431
Lackawanna	208	131	0	339	123	216
Lehigh	380	182	3	565	198	367
Luzerne	790	246	0	1,036	506	530
Northampton	363	137	1	501	163	338
Westmoreland	250	118	5	373	141	232
York	509	256	7	772	345	427
<b><u>4th Class Counties</u></b>						
Beaver	33	15	3	51	33	18
Butler	114	105	3	222	91	131
Cambria	123	80	13	216	86	130
Centre	74	32	1	107	39	68
Fayette	229	270	6	505	258	247
Franklin	85	59	3	147	51	96
Monroe	153	91	0	244	81	163
Schuylkill	676	250	1	927	378	549
Washington	248	80	0	328	95	233
<b><u>5th Class Counties</u></b>						
Adams	73	53	1	127	64	63
Blair	112	71	0	183	89	94
Lawrence	210	59	3	272	101	171
Lebanon	125	51	1	177	47	130
Lycoming	51	30	0	81	38	43
Mercer	45	44	0	89	34	55
Northumberland	100	62	0	162	82	80



Family Court Caseload - 2022 Juvenile Dependency Abuse/Neglect  
 Adjudicated Dependent - Available for Processing

	Begin Pending	New Adjudicated Dependent Cases	Other	Adjudicated Dependent Cases	Court Supervision Terminated	End Pending
<b><u>6th Class Counties</u></b>						
Armstrong	68	71	1	140	46	94
Bedford	57	32	2	91	47	44
Bradford	79	45	0	124	58	66
Carbon	132	47	1	180	68	112
Clarion	46	43	1	90	38	52
Clearfield	179	43	0	222	40	182
Clinton	19	8	4	31	15	16
Columbia	185	74	1	260	122	138
Crawford	78	40	1	119	38	81
Elk	27	10	1	38	12	26
Greene	80	66	0	146	72	74
Huntingdon	59	28	2	89	33	56
Indiana	78	24	0	102	37	65
Jefferson	96	63	1	160	94	66
McKean	87	27	0	114	51	63
Mifflin	32	26	2	60	23	37
Perry	16	4	0	20	8	12
Pike	38	18	1	57	25	32
Somerset	162	55	2	219	82	137
Susquehanna	39	34	3	76	31	45
Tioga	81	37	0	118	60	58
Venango	115	47	17	179	78	101
Warren	43	14	0	57	5	52
Wayne	60	30	0	90	35	55
<b><u>7th Class Counties</u></b>						
Juniata	13	23	0	36	14	22
Snyder	0	0	0	0	0	0
Union	6	10	0	16	9	7
Wyoming	37	21	0	58	25	33
<b><u>8th Class Counties</u></b>						
Cameron	10	2	0	12	7	5
Forest	0	1	0	1	0	1
Fulton	7	2	0	9	4	5
Montour	6	5	0	11	5	6
Potter	6	0	0	6	0	6
Sullivan	0	0	0	0	0	0

Family Court Caseload - 2022 Juvenile Dependency Abuse/Neglect  
 Adjudicated Dependent - Court Supervision Terminated

	Family Reunification	%	Placement with a Relative/ Guardian	%	Adoption	%	Aged Out	%	Other	%	Other Permanency Outcomes	%
<b><u>1st Class County</u></b>												
Philadelphia	485	27.6	313	17.8	579	32.9	331	18.8	8	0.5	43	2.4
<b><u>2nd Class County</u></b>												
Allegheny	344	38.4	223	24.9	209	23.3	94	10.5	20	2.2	6	0.7
<b><u>2A Class Counties</u></b>												
Bucks	29	20.1	40	27.8	45	31.3	7	4.9	13	9.0	10	6.9
Delaware	24	16.0	80	53.3	28	18.7	13	8.7	2	1.3	3	2.0
Lancaster	32	18.7	25	14.6	81	47.4	19	11.1	11	6.4	3	1.8
Montgomery	49	22.6	68	31.3	59	27.2	30	13.8	9	4.1	2	0.9
<b><u>3rd Class Counties</u></b>												
Berks	54	25.5	55	25.9	74	34.9	18	8.5	10	4.7	1	0.5
Chester	10	25.0	7	17.5	12	30.0	11	27.5	0	--	0	--
Cumberland	41	34.2	21	17.5	42	35.0	9	7.5	5	4.2	2	1.7
Dauphin	95	41.5	65	28.4	51	22.3	11	4.8	1	0.4	6	2.6
Erie	95	34.3	46	16.6	111	40.1	13	4.7	11	4.0	1	0.4
Lackawanna	75	61.0	15	12.2	31	25.2	2	1.6	0	--	0	--
Lehigh	48	24.2	83	41.9	34	17.2	18	9.1	6	3.0	9	4.5
Luzerne	82	16.2	322	63.6	75	14.8	13	2.6	10	2.0	4	0.8
Northampton	48	29.4	61	37.4	37	22.7	15	9.2	1	0.6	1	0.6
Westmoreland	48	34.0	17	12.1	58	41.1	15	10.6	1	0.7	2	1.4
York	89	25.8	102	29.6	111	32.2	37	10.7	2	0.6	4	1.2
<b><u>4th Class Counties</u></b>												
Beaver	13	39.4	7	21.2	8	24.2	4	12.1	1	3.0	0	--
Butler	25	27.5	17	18.7	35	38.5	6	6.6	5	5.5	3	3.3
Cambria	17	19.8	40	46.5	10	11.6	8	9.3	9	10.5	2	2.3
Centre	4	10.3	12	30.8	15	38.5	7	17.9	0	--	1	2.6
Fayette	59	22.9	129	50.0	23	8.9	2	0.8	45	17.4	0	--
Franklin	17	33.3	5	9.8	13	25.5	10	19.6	5	9.8	1	2.0
Monroe	34	42.0	20	24.7	13	16.0	10	12.3	3	3.7	1	1.2
Schuylkill	18	4.8	288	76.2	52	13.8	16	4.2	4	1.1	0	--
Washington	26	27.4	18	18.9	44	46.3	5	5.3	0	--	2	2.1
<b><u>5th Class Counties</u></b>												
Adams	31	48.4	21	32.8	9	14.1	1	1.6	2	3.1	0	--
Blair	18	20.2	56	62.9	1	1.1	6	6.7	2	2.2	6	6.7
Lawrence	48	47.5	30	29.7	15	14.9	6	5.9	0	--	2	2.0
Lebanon	13	27.7	10	21.3	15	31.9	7	14.9	2	4.3	0	--
Lycoming	7	18.4	15	39.5	11	28.9	1	2.6	3	7.9	1	2.6
Mercer	23	67.6	1	2.9	1	2.9	1	2.9	7	20.6	1	2.9
Northumberland	33	40.2	21	25.6	20	24.4	7	8.5	0	--	1	1.2

Family Court Caseload - 2022 Juvenile Dependency Abuse/Neglect  
 Adjudicated Dependent - Court Supervision Terminated

	Family Reunification	%	Placement with a Relative/Guardian	%	Adoption	%	Aged Out	%	Other	%	Other Permanency Outcomes	%
<b><u>6th Class Counties</u></b>												
Armstrong	8	17.4	29	63.0	4	8.7	1	2.2	0	--	4	8.7
Bedford	28	59.6	10	21.3	6	12.8	3	6.4	0	--	0	--
Bradford	26	44.8	6	10.3	19	32.8	5	8.6	1	1.7	1	1.7
Carbon	26	38.2	21	30.9	4	5.9	12	17.6	1	1.5	4	5.9
Clarion	20	52.6	7	18.4	6	15.8	4	10.5	1	2.6	0	--
Clearfield	15	37.5	6	15.0	14	35.0	2	5.0	3	7.5	0	--
Clinton	8	53.3	4	26.7	2	13.3	1	6.7	0	--	0	--
Columbia	28	23.0	49	40.2	31	25.4	11	9.0	2	1.6	1	0.8
Crawford	7	18.4	7	18.4	6	15.8	3	7.9	14	36.8	1	2.6
Elk	7	58.3	1	8.3	3	25.0	0	--	1	8.3	0	--
Greene	37	51.4	9	12.5	9	12.5	2	2.8	15	20.8	0	--
Huntingdon	13	39.4	11	33.3	3	9.1	2	6.1	1	3.0	3	9.1
Indiana	11	29.7	4	10.8	14	37.8	7	18.9	0	--	1	2.7
Jefferson	34	36.2	14	14.9	34	36.2	4	4.3	8	8.5	0	--
McKean	17	33.3	10	19.6	19	37.3	3	5.9	0	--	2	3.9
Mifflin	3	13.0	2	8.7	15	65.2	2	8.7	1	4.3	0	--
Perry	4	50.0	0	--	2	25.0	2	25.0	0	--	0	--
Pike	13	52.0	2	8.0	0	--	1	4.0	8	32.0	1	4.0
Somerset	18	22.0	26	31.7	27	32.9	8	9.8	2	2.4	1	1.2
Susquehanna	13	41.9	13	41.9	4	12.9	1	3.2	0	--	0	--
Tioga	25	41.7	10	16.7	22	36.7	2	3.3	1	1.7	0	--
Venango	31	39.7	23	29.5	10	12.8	6	7.7	8	10.3	0	--
Warren	3	60.0	0	--	0	--	0	--	2	40.0	0	--
Wayne	11	31.4	6	17.1	12	34.3	6	17.1	0	--	0	--
<b><u>7th Class Counties</u></b>												
Juniata	4	28.6	2	14.3	6	42.9	1	7.1	0	--	1	7.1
Snyder	0	--	0	--	0	--	0	--	0	--	0	--
Union	1	11.1	6	66.7	1	11.1	1	11.1	0	--	0	--
Wyoming	7	28.0	9	36.0	6	24.0	3	12.0	0	--	0	--
<b><u>8th Class Counties</u></b>												
Cameron	1	14.3	3	42.9	0	--	0	--	3	42.9	0	--
Forest	0	--	0	--	0	--	0	--	0	--	0	--
Fulton	4	100.0	0	--	0	--	0	--	0	--	0	--
Montour	2	40.0	0	--	2	40.0	0	--	0	--	1	20.0
Potter	0	--	0	--	0	--	0	--	0	--	0	--
Sullivan	0	--	0	--	0	--	0	--	0	--	0	--

Family Court Caseload - 2022 Juvenile Dependency Status Offenses  
 Adjudicated Dependent - Available for Processing

	Begin Pending	New Adjudicated Dependent Cases	Other	Adjudicated Dependent Cases	Court Supervision Terminated	End Pending
<b><u>1st Class County</u></b>						
Philadelphia	12	86	0	98	16	82
<b><u>2nd Class County</u></b>						
Allegheny	66	36	1	103	39	64
<b><u>2A Class Counties</u></b>						
Bucks	0	0	0	0	0	0
Delaware	1	1	0	2	2	0
Lancaster	1	0	0	1	0	1
Montgomery	9	2	0	11	4	7
<b><u>3rd Class Counties</u></b>						
Berks	0	0	0	0	0	0
Chester	1	2	0	3	3	0
Cumberland	2	1	0	3	1	2
Dauphin	2	8	0	10	4	6
Erie	37	14	1	52	20	32
Lackawanna	1	0	0	1	1	0
Lehigh	0	2	0	2	0	2
Luzerne	83	71	0	154	86	68
Northampton	0	0	0	0	0	0
Westmoreland	20	4	3	27	14	13
York	1	0	0	1	1	0
<b><u>4th Class Counties</u></b>						
Beaver	1	3	0	4	1	3
Butler	0	2	0	2	0	2
Cambria	4	1	0	5	0	5
Centre	0	3	0	3	1	2
Fayette	7	18	1	26	15	11
Franklin	0	3	0	3	3	0
Monroe	1	3	0	4	2	2
Schuylkill	0	0	0	0	0	0
Washington	3	2	0	5	3	2
<b><u>5th Class Counties</u></b>						
Adams	0	1	0	1	0	1
Blair	6	1	0	7	6	1
Lawrence	1	0	0	1	0	1
Lebanon	28	14	0	42	11	31
Lycoming	0	0	0	0	0	0
Mercer	2	1	1	4	3	1
Northumberland	5	9	0	14	3	11

Family Court Caseload - 2022 Juvenile Dependency Status Offenses  
 Adjudicated Dependent - Available for Processing

	Begin Pending	New Adjudicated Dependent Cases	Other	Adjudicated Dependent Cases	Court Supervision Terminated	End Pending
<b><u>6th Class Counties</u></b>						
Armstrong	5	0	1	6	5	1
Bedford	0	0	0	0	0	0
Bradford	7	1	0	8	6	2
Carbon	1	0	0	1	1	0
Clarion	0	0	0	0	0	0
Clearfield	39	9	0	48	18	30
Clinton	15	6	0	21	14	7
Columbia	2	1	0	3	1	2
Crawford	3	2	0	5	0	5
Elk	0	0	0	0	0	0
Greene	1	6	0	7	2	5
Huntingdon	2	5	0	7	4	3
Indiana	1	2	0	3	1	2
Jefferson	2	0	0	2	2	0
McKean	9	0	0	9	7	2
Mifflin	0	0	0	0	0	0
Perry	0	2	0	2	1	1
Pike	3	2	0	5	1	4
Somerset	0	0	0	0	0	0
Susquehanna	0	0	0	0	0	0
Tioga	0	0	0	0	0	0
Venango	3	0	0	3	0	3
Warren	0	0	0	0	0	0
Wayne	0	0	0	0	0	0
<b><u>7th Class Counties</u></b>						
Juniata	3	1	1	5	5	0
Snyder	0	0	0	0	0	0
Union	0	0	0	0	0	0
Wyoming	0	2	0	2	1	1
<b><u>8th Class Counties</u></b>						
Cameron	3	0	0	3	2	1
Forest	0	0	0	0	0	0
Fulton	0	1	0	1	0	1
Montour	0	1	0	1	1	0
Potter	0	0	0	0	0	0
Sullivan	0	0	0	0	0	0

Family Court Caseload - 2022 Juvenile Dependency Status Offenses  
 Adjudicated Dependent - Court Supervision Terminated

	Family Reunification	%	Placement with a Relative/Guardian	%	Adoption	%	Aged Out	%	Other	%	Other Permanency Outcomes	%
<b><u>1st Class County</u></b>												
Philadelphia	7	43.8	9	56.3	0	--	0	--	0	--	0	--
<b><u>2nd Class County</u></b>												
Allegheny	7	17.9	7	17.9	1	2.6	21	53.8	2	5.1	1	2.6
<b><u>2A Class Counties</u></b>												
Bucks	0	--	0	--	0	--	0	--	0	--	0	--
Delaware	1	50.0	1	50.0	0	--	0	--	0	--	0	--
Lancaster	0	--	0	--	0	--	0	--	0	--	0	--
Montgomery	1	25.0	3	75.0	0	--	0	--	0	--	0	--
<b><u>3rd Class Counties</u></b>												
Berks	0	--	0	--	0	--	0	--	0	--	0	--
Chester	0	--	1	33.3	0	--	2	66.7	0	--	0	--
Cumberland	0	--	0	--	0	--	1	100.0	0	--	0	--
Dauphin	2	50.0	2	50.0	0	--	0	--	0	--	0	--
Erie	11	55.0	4	20.0	1	5.0	4	20.0	0	--	0	--
Lackawanna	1	100.0	0	--	0	--	0	--	0	--	0	--
Lehigh	0	--	0	--	0	--	0	--	0	--	0	--
Luzerne	5	5.8	74	86.0	0	--	7	8.1	0	--	0	--
Northampton	0	--	0	--	0	--	0	--	0	--	0	--
Westmoreland	3	21.4	4	28.6	0	--	7	50.0	0	--	0	--
York	0	--	1	100.0	0	--	0	--	0	--	0	--
<b><u>4th Class Counties</u></b>												
Beaver	0	--	1	100.0	0	--	0	--	0	--	0	--
Butler	0	--	0	--	0	--	0	--	0	--	0	--
Cambria	0	--	0	--	0	--	0	--	0	--	0	--
Centre	1	100.0	0	--	0	--	0	--	0	--	0	--
Fayette	0	--	4	26.7	0	--	0	--	11	73.3	0	--
Franklin	3	100.0	0	--	0	--	0	--	0	--	0	--
Monroe	0	--	2	100.0	0	--	0	--	0	--	0	--
Schuylkill	0	--	0	--	0	--	0	--	0	--	0	--
Washington	2	66.7	0	--	1	33.3	0	--	0	--	0	--
<b><u>5th Class Counties</u></b>												
Adams	0	--	0	--	0	--	0	--	0	--	0	--
Blair	1	16.7	4	66.7	0	--	1	16.7	0	--	0	--
Lawrence	0	--	0	--	0	--	0	--	0	--	0	--
Lebanon	4	36.4	2	18.2	0	--	5	45.5	0	--	0	--
Lycoming	0	--	0	--	0	--	0	--	0	--	0	--
Mercer	1	33.3	0	--	0	--	2	66.7	0	--	0	--
Northumberland	1	33.3	0	--	2	66.7	0	--	0	--	0	--

Family Court Caseload - 2022 Juvenile Dependency Status Offenses  
 Adjudicated Dependent - Court Supervision Terminated

	Family Reunification	%	Placement with a Relative/ Guardian	%	Adoption	%	Aged Out	%	Other	%	Other Permanency Outcomes	%
<b><u>6th Class Counties</u></b>												
Armstrong	0	--	3	60.0	0	--	1	20.0	1	20.0	0	--
Bedford	0	--	0	--	0	--	0	--	0	--	0	--
Bradford	4	66.7	1	16.7	0	--	1	16.7	0	--	0	--
Carbon	0	--	1	100.0	0	--	0	--	0	--	0	--
Clarion	0	--	0	--	0	--	0	--	0	--	0	--
Clearfield	3	16.7	8	44.4	2	11.1	2	11.1	3	16.7	0	--
Clinton	10	71.4	2	14.3	0	--	1	7.1	0	--	1	7.1
Columbia	0	--	1	100.0	0	--	0	--	0	--	0	--
Crawford	0	--	0	--	0	--	0	--	0	--	0	--
Elk	0	--	0	--	0	--	0	--	0	--	0	--
Greene	1	50.0	1	50.0	0	--	0	--	0	--	0	--
Huntingdon	4	100.0	0	--	0	--	0	--	0	--	0	--
Indiana	1	100.0	0	--	0	--	0	--	0	--	0	--
Jefferson	0	--	0	--	1	50.0	1	50.0	0	--	0	--
McKean	2	28.6	4	57.1	0	--	1	14.3	0	--	0	--
Mifflin	0	--	0	--	0	--	0	--	0	--	0	--
Perry	0	--	0	--	0	--	0	--	1	100.0	0	--
Pike	0	--	0	--	0	--	1	100.0	0	--	0	--
Somerset	0	--	0	--	0	--	0	--	0	--	0	--
Susquehanna	0	--	0	--	0	--	0	--	0	--	0	--
Tioga	0	--	0	--	0	--	0	--	0	--	0	--
Venango	0	--	0	--	0	--	0	--	0	--	0	--
Warren	0	--	0	--	0	--	0	--	0	--	0	--
Wayne	0	--	0	--	0	--	0	--	0	--	0	--
<b><u>7th Class Counties</u></b>												
Juniata	1	20.0	0	--	4	80.0	0	--	0	--	0	--
Snyder	0	--	0	--	0	--	0	--	0	--	0	--
Union	0	--	0	--	0	--	0	--	0	--	0	--
Wyoming	1	100.0	0	--	0	--	0	--	0	--	0	--
<b><u>8th Class Counties</u></b>												
Cameron	0	--	1	50.0	0	--	0	--	1	50.0	0	--
Forest	0	--	0	--	0	--	0	--	0	--	0	--
Fulton	0	--	0	--	0	--	0	--	0	--	0	--
Montour	0	--	1	100.0	0	--	0	--	0	--	0	--
Potter	0	--	0	--	0	--	0	--	0	--	0	--
Sullivan	0	--	0	--	0	--	0	--	0	--	0	--

---

---

## **JUVENILE DEPENDENCY** **ABUSE/NEGLECT & STATUS OFFENSE**

... a classification of juvenile cases which involves the absence of the proper parental care or supervision necessary for the physical, mental, emotional, or moral health of an individual under 18 years of age.

**Abuse/Neglect** - alleges non-accidental physical or mental injuries to a child. Abuse/Neglect cases include allegations of sexual abuse or exploitation, abandonment, insufficient food, housing, medical care, shelter or supervision which endangers the child's life or development, parent's inability to care for a child due to his or her own mental health, etc.

**Status Offense** - addresses acts or conduct which are recognized to be offenses, but only when committed or engaged in by juveniles and which can be adjudicated only by a juvenile court. Examples of status offenses are curfew violations, incorrigibility, juveniles alleged to be runaways, truancy, uncontrollable behavior, etc.

**Adjudicated Dependent** If the case is adjudicated dependent, the case becomes part of the Adjudicated Dependent Inventory and continues under court supervision.

**Adjudicated Not Dependent** If the case is adjudicated NOT dependent, the case is closed.

**Cases Processed** A dependency petition is considered processed when an order adjudicating the petition is issued, typically at a permanency placement hearing. The disposition is recorded whether or not the juvenile is adjudicated dependent.

**Court Supervision Terminated** Court supervision of Adjudicated Dependent Cases is terminated when the child achieves permanency. Permanency outcomes include the following:

**Family Reunification** - the child is returned to the parent(s). Includes the CPCMS termination category of *reunification*

**Adoption** - the legal and permanent transfer of all parental rights and responsibilities to adoptive parents. Includes CPCMS termination category of *adoption*.

**Placement with a Relative or Guardian** - the custody of the child is transferred from the natural parent to a relative or caregiver. Both permanent and non-permanent placements are included in this category. Includes CPCMS termination categories of *child with guardian*, *placement with relative*, *subsidized permanent legal custodian/relative*, and *permanent placement with relative*.

**Aged Out** - the dependent child reaches the age of 18. Includes CPCMS termination category *aged out*.

**Other Permanency Outcomes** - includes the CPCMS termination categories of *adjudicated delinquent*, *death due to natural causes*, *death due to negligence*, *emancipation*, *permanent living arrangement*, *Family Service Plan completed*, *permanency plan completed*.



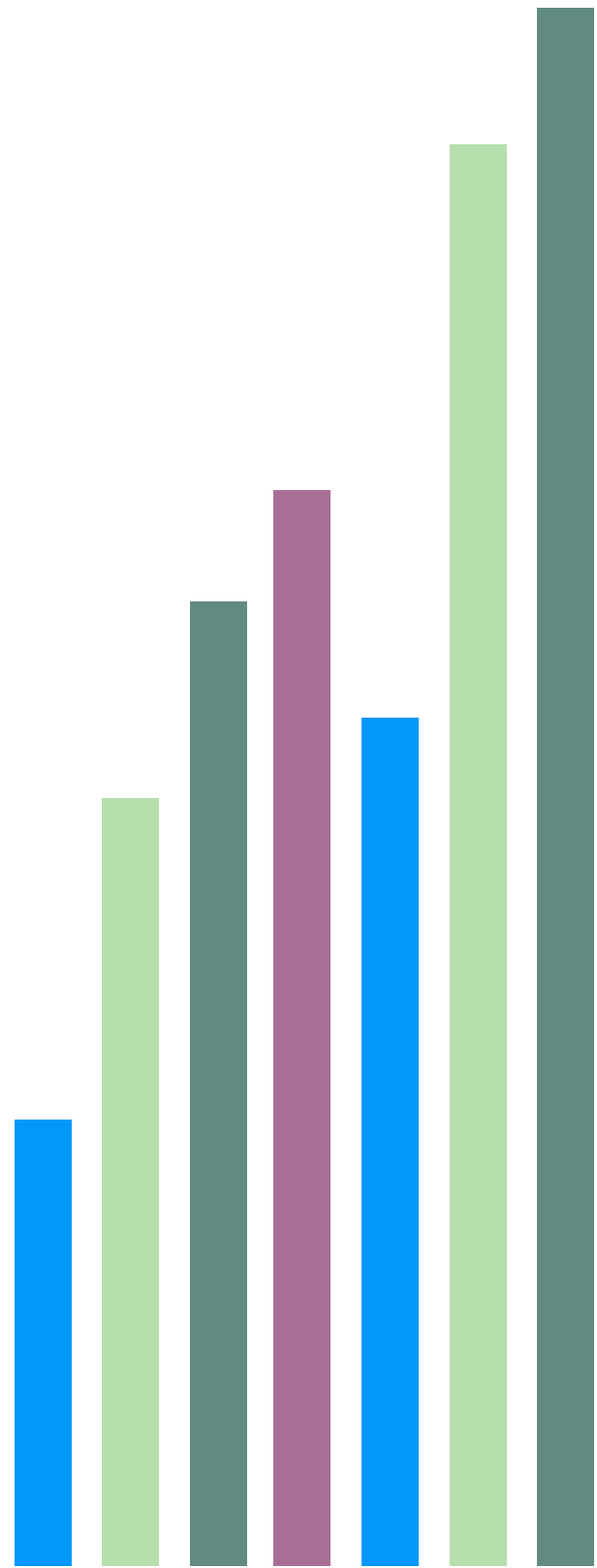
---

	<b>Other Terminations</b> - includes CPCMS termination categories <i>transferred to other jurisdiction, inactive due to warrant, cases withdrawn, cases closed without disposition</i> , as well as categories reserved for administrative closings and data corrections.
<b>Judge</b>	This disposition type refers to the number of cases in which disputed issues of fact were heard before a judge in an evidentiary proceeding. Dispositional hearings, review hearings and ancillary petitions are NOT included. Also NOT included are cases initially heard by a master or hearing officer where the judge signs the agreement or order after the matter is resolved by the non-judicial officer.
<b>Juvenile Court Hearing Officer</b>	This disposition type refers to the number of cases in which disputed issues of fact were heard by a hearing officer in an evidentiary proceeding. Included are single cases with multiple hearings in which there were NO hearings before a judge
<b>New Petitions Filed</b>	A new dependency case (abuse/neglect and status offense) is initiated with the filing of a petition. Included are reopened cases where a new petition has been filed.
<b>Other (inbound)</b>	Inbound cases that are transferred from another jurisdiction, cases reopened due to a warrant. Includes CPCMS entries <i>transferred from other jurisdiction, case reopened due to warrant</i> as well as categories reserved for data corrections or administrative actions.
<b>Other (outbound)</b>	This disposition type refers to the number of cases not processed by a judge or non-judicial officer. Included are all cases which have been transferred to another jurisdiction, cases in which the manner of adjudication was not recorded, and those cases terminated due to administrative actions and data corrections.
<b>Pending Adjudication</b>	The pending adjudication inventory includes petitions for dependency that are awaiting adjudication. This inventory of cases is counted separately from adjudicated cases.
<b>Withdrawn/ Dismissed/ Transferred</b>	This disposition type refers to cases withdrawn, dismissed or transferred.

---

[This page intentionally left blank for printing purposes]

# Orphans' Court Caseload



## 2022 Common Pleas State Totals Orphans' Court Caseload

	Accounts	Adoptions	Relinquishments/ Terminations	Appointment of Guardians
<b>Cases Pending 1/1/22</b>	<b>1,206(R)</b>	<b>1,311(R)</b>	<b>3,651(R)</b>	<b>1,385(R)</b>
New Cases Filed	2,032	4,267	4,442	3,273
<b>Cases Available for Processing</b>	<b>3,238</b>	<b>5,578</b>	<b>8,093</b>	<b>4,658</b>
<b>Cases Processed</b>	<b>2,045</b>	<b>4,315</b>	<b>4,591</b>	<b>3,350</b>
<b>Cases Pending 12/31/22</b>	<b>1,193</b>	<b>1,263</b>	<b>3,502</b>	<b>1,308</b>

### Processed By:

#### Accounts

Uncontested	1,765 (86.3%)
Judge (Contested)	191 (9.3%)
Other	81 (4.0%)
Non-Judicial Officer (Contested)	8 (0.4%)

#### Adoptions

Uncontested Granted	4,095 (94.9%)
Other	133 (3.1%)
Judge (Contested) Granted	77 (1.8%)
Uncontested Denied	7 (0.2%)
Judge (Contested) Denied	3 (0.1%)

#### Relinquishments/Terminations

Uncontested	2,869 (62.5%)
Judge (Contested)	1,333 (29.0%)
Other	389 (8.5%)

#### Appointment of Guardians

Uncontested	2,224 (66.4%)
Judge (Contested)	667 (19.9%)
Other	459 (13.7%)

(R) - Revised

Orphans' Court Caseload - 2022 Accounts

Processed By:

	Begin Pending	New Cases Filed	Cases Processed	End Pending	Judge (Contested)	Non-Judicial Officer (Contested)	Uncontested	Other
<b><u>1st Class County</u></b>								
Philadelphia	65	99	82	82	73	0	9	0
<b><u>2nd Class County</u></b>								
Allegheny	234 (R)	334	336	232	0	0	336	0
<b><u>2A Class Counties</u></b>								
Bucks	51	56	49	58	10	0	35	4
Delaware	22	33	24	31	0	0	22	2
Lancaster	54	28	30	52	0	0	30	0
Montgomery	0	142	129	13	49	0	75	5
<b><u>3rd Class Counties</u></b>								
Berks	22	90	73	39	0	0	69	4
Chester	22	43	30	35	1	0	23	6
Cumberland	9	48	49	8	4	0	42	3
Dauphin	18	18	17	19	1	0	15	1
Erie	10	20	22	8	4	0	16	2
Lackawanna	21	11	12	20	0	0	12	0
Lehigh	8	21	23	6	1	0	17	5
Luzerne	1	26	26	1	4	0	22	0
Northampton	4	25	27	2	8	0	17	2
Westmoreland	42	117	123	36	0	0	121	2
York	18	60	63	15	7	0	56	0
<b><u>4th Class Counties</u></b>								
Beaver	13	93	93	13	0	0	93	0
Butler	35 (R)	48	49	34	2	0	44	3
Cambria	3	25	18	10	0	0	17	1
Centre	12	25	22	15	1	0	19	2
Fayette	15	30	42	3	0	0	31	11
Franklin	22	48	54	16	0	0	50	4
Monroe	2	17	19	0	3	0	16	0
Schuylkill	4	15	12	7	0	0	11	1
Washington	52	27	19	60	0	0	19	0
<b><u>5th Class Counties</u></b>								
Adams	10	9	16	3	1	0	15	0
Blair	91	83	81	93	0	0	81	0
Lawrence	61	24	21	64	0	0	21	0
Lebanon	9	17	18	8	1	0	16	1
Lycoming	3	23	12	14	0	0	12	0
Mercer	64 (R)	31	78	17	0	3	69	6
Northumberland	9	15	19	5	0	0	16	3

(R) - Revised

Orphans' Court Caseload - 2022 Accounts

Processed By:

	Begin Pending	New Cases Filed	Cases Processed	End Pending	Processed By:			
					Judge (Contested)	Non-Judicial Officer (Contested)	Uncontested	Other
<b><u>6th Class Counties</u></b>								
Armstrong	11	3	13	1	11	0	2	0
Bedford	11 (R)	0	8	3	0	4	4	0
Bradford	5	9	12	2	0	0	12	0
Carbon	8	14	8	14	0	0	8	0
Clarion	4	9	12	1	0	0	12	0
Clearfield	12	41	42	11	4	0	29	9
Clinton	2	7	7	2	0	0	7	0
Columbia	18	25	21	22	0	0	21	0
Crawford	25	14	14	25	0	0	14	0
Elk	1	4	2	3	1	0	1	0
Greene	2	5	6	1	0	0	6	0
Huntingdon	1	18	16	3	0	0	16	0
Indiana	18 (R)	23	22	19	0	0	22	0
Jefferson	9	14	18	5	0	0	18	0
McKean	0	6	2	4	1	0	1	0
Mifflin	3	18	19	2	0	0	19	0
Perry	2	5	5	2	0	0	5	0
Pike	5	1	0	6	0	0	0	0
Somerset	2	23	24	1	0	0	24	0
Susquehanna	6	9	13	2	1	0	12	0
Tioga	2	3	5	0	0	0	2	3
Venango	26	18	21	23	0	1	20	0
Warren	14 (R)	8	11	11	0	0	11	0
Wayne	2	4	6	0	1	0	5	0
<b><u>7th Class Counties</u></b>								
Juniata	0	2	2	0	0	0	2	0
Snyder	4	7	9	2	0	0	8	1
Union	3	12	14	1	1	0	13	0
Wyoming	0	1	0	1	0	0	0	0
<b><u>8th Class Counties</u></b>								
Cameron	1	0	1	0	1	0	0	0
Forest	0	1	1	0	0	0	1	0
Fulton	0	10	9	1	0	0	9	0
Montour	0	4	4	0	0	0	4	0
Potter	3	13	10	6	0	0	10	0
Sullivan	0	0	0	0	0	0	0	0

(R) - Revised

---

---

## ACCOUNTS

*... a statement prepared by a fiduciary at the close of his or her administration of an estate to reflect transactions that have occurred. The statement is presented to the court as part of the process whereby the fiduciary seeks discharge from liability for the events disclosed.*

<b>Cases Processed</b>	The number of accounts confirmed; a confirmation is a judicial determination that the account is filed in proper order.
<b>Fiduciary</b>	A person or an institution with a legal responsibility for the money or property of another. The term includes executors, administrators, guardians, and trustees subject to the jurisdiction of the Orphans' Court Division.
<b>Judge</b>	This disposition type refers to the number of accounts contested before a judge. A case is considered contested before a judge ONLY if objections are filed.
<b>New Cases Filed</b>	The number of account statements filed with the Orphans' Court clerk.
<b>Non-Judicial Officer</b>	This disposition type refers to the number of accounts heard by a non-judicial officer. Non-judicial officers include masters, auditors and examiners. A matter is only considered contested if objections are filed and presented to a non-judicial officer.
<b>Other</b>	This disposition type refers to the number of accounts that were not processed by a judge or non-judicial officer nor uncontested. Included are all cases which have been transferred, discontinued, withdrawn, and deceased respondents.
<b>Uncontested</b>	This disposition type refers to the number of accounts confirmed by a judge or non-judicial officer in which no objections were filed.

Orphans' Court Caseload - 2022 Adoptions

	Begin Pending	New Cases Filed	Cases Processed	End Pending	Processed By:					
					Judge (Contested)		Uncontested		Other	
					Granted	Denied	Granted	Denied		
<b><u>1st Class County</u></b>										
Philadelphia	181	669	688	162	5	0	660	0	23	
<b><u>2nd Class County</u></b>										
Allegheny	53 (R)	303	302	54	0	0	302	0	0	
<b><u>2A Class Counties</u></b>										
Bucks	14	134	125	23	0	0	123	0	2	
Delaware	36 (R)	64	69	31	1	0	65	0	3	
Lancaster	168	198	190	176	2	0	188	0	0	
Montgomery	102	180	178	104	0	0	178	0	0	
<b><u>3rd Class Counties</u></b>										
Berks	55	191	215	31	0	0	207	1	7	
Chester	48	78	80	46	1	0	70	0	9	
Cumberland	20	86	93	13	3	0	88	0	2	
Dauphin	41	112	107	46	0	0	104	0	3	
Erie	44	155	151	48	0	0	151	0	0	
Lackawanna	10	68	68	10	0	0	68	0	0	
Lehigh	7	81	76	12	1	0	72	0	3	
Luzerne	65	115	124	56	0	0	123	0	1	
Northampton	8	91	86	13	0	0	86	0	0	
Westmoreland	16 (R)	105	106	15	0	0	105	0	1	
York	58	206	209	55	6	0	197	1	5	
<b><u>4th Class Counties</u></b>										
Beaver	6	55	47	14	0	0	45	2	0	
Butler	26 (R)	49	58	17	0	0	58	0	0	
Cambria	11	47	42	16	0	0	40	0	2	
Centre	18	35	37	16	0	0	33	0	4	
Fayette	21	53	71	3	0	0	44	0	27	
Franklin	13	57	52	18	0	0	51	0	1	
Monroe	14	41	44	11	4	2	38	0	0	
Schuylkill	12	51	50	13	0	0	41	0	9	
Washington	0	72	72	0	0	0	72	0	0	
<b><u>5th Class Counties</u></b>										
Adams	5	41	27	19	0	0	27	0	0	
Blair	20	37	35	22	0	0	35	0	0	
Lawrence	30 (R)	42	39	33	0	0	39	0	0	
Lebanon	0	36	32	4	0	0	32	0	0	
Lycoming	26	66	69	23	8	0	47	0	14	
Mercer	7	15	21	1	0	0	16	0	5	
Northumberland	3 (R)	49	43	9	0	0	38	0	5	

(R) - Revised



Orphans' Court Caseload - 2022 Adoptions

	Begin Pending	New Cases Filed	Cases Processed	End Pending	Processed By:				
					Judge (Contested)		Uncontested		Other
					Granted	Denied	Granted	Denied	
<b><u>6th Class Counties</u></b>									
Armstrong	4	22	22	4	7	0	15	0	0
Bedford	10 (R)	26	34	2	10	0	24	0	0
Bradford	10	36	40	6	0	0	40	0	0
Carbon	9	17	23	3	0	0	22	0	1
Clarion	1	25	22	4	17	0	5	0	0
Clearfield	8	47	46	9	0	0	46	0	0
Clinton	0	13	7	6	0	0	7	0	0
Columbia	13	26	29	10	0	0	29	0	0
Crawford	0	23	23	0	0	0	23	0	0
Elk	0	11	11	0	0	0	9	2	0
Greene	0	25	23	2	3	0	20	0	0
Huntingdon	1	14	13	2	0	0	13	0	0
Indiana	18 (R)	25	32	11	0	0	31	0	1
Jefferson	14	43	49	8	0	0	49	0	0
McKean	6	30	28	8	1	0	27	0	0
Mifflin	7	54	51	10	3	0	48	0	0
Perry	2	4	6	0	0	0	5	0	1
Pike	15	9	19	5	0	0	19	0	0
Somerset	2	35	37	0	0	0	37	0	0
Susquehanna	0	11	9	2	2	0	6	0	1
Tioga	8 (R)	31	33	6	0	0	32	1	0
Venango	6 (R)	41	38	9	0	0	38	0	0
Warren	27 (R)	6	22	11	0	0	20	0	2
Wayne	4	28	26	6	0	1	24	0	1
<b><u>7th Class Counties</u></b>									
Juniata	1	10	11	0	0	0	11	0	0
Snyder	1	13	12	2	0	0	12	0	0
Union	0	15	9	6	3	0	6	0	0
Wyoming	0	15	11	4	0	0	11	0	0
<b><u>8th Class Counties</u></b>									
Cameron	1	0	1	0	0	0	1	0	0
Forest	2	1	0	3	0	0	0	0	0
Fulton	2	6	2	6	0	0	2	0	0
Montour	1	9	8	2	0	0	8	0	0
Potter	0	11	9	2	0	0	9	0	0
Sullivan	0	3	3	0	0	0	3	0	0

(R) - Revised

---

---

## ADOPTIONS

*... a legal proceeding in which a child's rights and duties toward his or her birth parents are terminated and similar rights and duties toward his or her adoptive parents are substituted.*

<b>Cases Processed</b>	The number of final decrees either granting or denying the adoption.
<b>Judge (Contested)</b>	This disposition type refers to the number of adoptions in which disputed issues of fact were heard in an evidentiary proceeding before a judge. A contested adoption can be granted or denied.
<b>New Cases Filed</b>	Each child listed on a petition for adoption is counted separately as a new case. For example, a petition with three children listed is counted as three new cases filed.
<b>Other</b>	This disposition type refers to the number of adoptions that were not uncontested or not processed by a judge or non-judicial officer. Included are cases which have been transferred, discontinued, withdrawn, and cases where there is a deceased respondent.
<b>Uncontested</b>	This disposition type refers to the number of cases in which the parties appear before a judge to provide confirmatory testimony but there were NO disputed issues of fact. An uncontested adoption can be granted or denied.

Orphans' Court Caseload - 2022 Relinquishments/Terminations

	Begin Pending	New Cases Filed	Cases Processed	End Pending	Processed By:		
					Judge (Contested)	Uncontested	Other
<b><u>1st Class County</u></b>							
Philadelphia	389	596	728	257	171	467	90
<b><u>2nd Class County</u></b>							
Allegheny	223	228	257	194	133	87	37
<b><u>2A Class Counties</u></b>							
Bucks	155	76	106	125	18	78	10
Delaware	70 (R)	96	98	68	0	86	12
Lancaster	162 (R)	66	85	143	65	20	0
Montgomery	280	232	192	320	163	29	0
<b><u>3rd Class Counties</u></b>							
Berks	57	122	137	42	14	114	9
Chester	64	61	64	61	0	42	22
Cumberland	56	119	136	39	63	62	11
Dauphin	45	134	126	53	31	84	11
Erie	370	196	149	417	9	139	1
Lackawanna	56	108	110	54	0	102	8
Lehigh	3	57	32	28	9	18	5
Luzerne	281	215	156	340	140	2	14
Northampton	27	151	165	13	67	95	3
Westmoreland	127 (R)	125	146	106	33	102	11
York	70	219	230	59	79	142	9
<b><u>4th Class Counties</u></b>							
Beaver	25	45	54	16	0	47	7
Butler	96 (R)	58	65	89	13	52	0
Cambria	54	59	89	24	68	16	5
Centre	54	40	36	58	1	29	6
Fayette	37	56	75	18	0	37	38
Franklin	31	55	65	21	0	56	9
Monroe	25	43	56	12	30	22	4
Schuylkill	14	85	85	14	15	57	13
Washington	53	81	68	66	49	19	0
<b><u>5th Class Counties</u></b>							
Adams	6 (R)	30	30	6	0	29	1
Blair	42	47	53	36	0	49	4
Lawrence	118 (R)	62	71	109	0	71	0
Lebanon	11	72	60	23	2	56	2
Lycoming	23	60	51	32	19	27	5
Mercer	17 (R)	14	25	6	0	12	13
Northumberland	64 (R)	55	24	95	0	23	1

(R) - Revised

Orphans' Court Caseload - 2022 Relinquishments/Terminations

	Begin Pending	New Cases Filed	Cases Processed	End Pending	Processed By:		
					Judge (Contested)	Uncontested	Other
<b><u>6th Class Counties</u></b>							
Armstrong	13	11	21	3	14	7	0
Bedford	10 (R)	23	32	1	7	24	1
Bradford	8	30	30	8	9	21	0
Carbon	8	28	24	12	3	20	1
Clarion	6	29	31	4	17	14	0
Clearfield	144	54	38	160	16	22	0
Clinton	12	17	20	9	4	16	0
Columbia	5	33	25	13	1	22	2
Crawford	1	14	13	2	0	13	0
Elk	2	3	4	1	0	4	0
Greene	18	24	30	12	1	28	1
Huntingdon	6	25	17	14	2	15	0
Indiana	19	48	36	31	0	36	0
Jefferson	27	57	59	25	0	59	0
McKean	24	40	54	10	0	53	1
Mifflin	10	43	43	10	15	28	0
Perry	6	8	9	5	0	9	0
Pike	54	14	4	64	4	0	0
Somerset	28	71	43	56	3	40	0
Susquehanna	3	15	16	2	0	16	0
Tioga	29 (R)	35	25	39	1	24	0
Venango	60	43	58	45	2	49	7
Warren	20 (R)	5	22	3	2	14	6
Wayne	6	49	47	8	30	16	1
<b><u>7th Class Counties</u></b>							
Juniata	10	19	28	1	0	28	0
Snyder	2	5	3	4	0	2	1
Union	2	0	2	0	2	0	0
Wyoming	3	8	10	1	5	5	0
<b><u>8th Class Counties</u></b>							
Cameron	0	5	0	5	0	0	0
Forest	1	0	0	1	0	0	0
Fulton	3	7	3	7	0	2	1
Montour	1	3	4	0	0	4	0
Potter	0	13	12	1	0	6	6
Sullivan	5	0	4	1	3	1	0

(R) - Revised

---

---

## RELINQUISHMENTS/TERMINATIONS

*... relinquishment is the voluntary ending of the rights of a parent with respect to his or her child.  
Termination is the involuntary ending of the rights of a parent with respect to his or her child.*

<b>Cases Processed</b>	The number of final decrees either granting or denying the petition.
<b>Judge (Contested)</b>	This disposition type refers to the number of relinquishments/terminations in which disputed issues of fact were heard in an evidentiary proceeding by a judge.
<b>New Cases Filed</b>	The number of petitions filed either to relinquish or to terminate parental rights.  Note: Only the petition is counted, regardless of the number of children or the number of parents listed on the petition.
<b>Other</b>	This disposition type refers to the number of relinquishments/terminations that were not uncontested or not processed by a judge or non-judicial officer. Included are all cases which have been transferred, discontinued, withdrawn, and deceased respondents.
<b>Uncontested</b>	This disposition type refers to the number of cases in which the parties appear before a judge to provide confirmatory testimony but there were NO disputed issues of fact.

Orphans' Court Caseload - 2022 Appointment of Guardians

	Begin Pending	New Cases Filed	Cases Processed	End Pending	Processed By:		
					Judge (Contested)	Uncontested	Other
<b><u>1st Class County</u></b>							
Philadelphia	98	311	339	70	263	0	76
<b><u>2nd Class County</u></b>							
Allegheny	107 (R)	314	333	88	55	278	0
<b><u>2A Class Counties</u></b>							
Bucks	43	139	145	37	11	123	11
Delaware	86 (R)	193	191	88	2	142	47
Lancaster	62 (R)	63	56	69	55	1	0
Montgomery	92	258	187	163	184	0	3
<b><u>3rd Class Counties</u></b>							
Berks	17	112	117	12	6	101	10
Chester	32	111	104	39	0	90	14
Cumberland	11	31	35	7	4	25	6
Dauphin	21	89	84	26	6	67	11
Erie	19	113	116	16	3	89	24
Lackawanna	39	78	85	32	0	84	1
Lehigh	17	106	93	30	12	65	16
Luzerne	43	99	118	24	38	20	60
Northampton	15	94	100	9	11	84	5
Westmoreland	20	68	69	19	0	62	7
York	21	125	126	20	0	110	16
<b><u>4th Class Counties</u></b>							
Beaver	9	33	40	2	0	34	6
Butler	78 (R)	25	19	84	0	15	4
Cambria	24	58	60	22	0	51	9
Centre	16	28	24	20	0	24	0
Fayette	14	25	33	6	0	25	8
Franklin	10	33	31	12	0	18	13
Monroe	5	60	62	3	0	58	4
Schuylkill	6	40	38	8	1	21	16
Washington	25	56	60	21	0	60	0
<b><u>5th Class Counties</u></b>							
Adams	3	43	42	4	0	37	5
Blair	32	56	70	18	0	61	9
Lawrence	41 (R)	20	18	43	0	18	0
Lebanon	10	38	36	12	0	29	7
Lycoming	13	45	51	7	4	39	8
Mercer	35	16	39	12	0	25	14
Northumberland	31 (R)	33	37	27	0	27	10

(R) - Revised

Orphans' Court Caseload - 2022 Appointment of Guardians

	Begin Pending	New Cases Filed	Cases Processed	End Pending	Processed By:		
					Judge (Contested)	Uncontested	Other
<b><u>6th Class Counties</u></b>							
Armstrong	8	3	8	3	0	8	0
Bedford	55 (R)	18	51	22	0	46	5
Bradford	3	8	7	4	0	5	2
Carbon	5	23	28	0	0	26	2
Clarion	2	6	7	1	0	7	0
Clearfield	15	25	24	16	0	22	2
Clinton	2	11	13	0	0	12	1
Columbia	27	10	8	29	0	5	3
Crawford	11	17	22	6	0	21	1
Elk	1	2	2	1	0	2	0
Greene	4	8	10	2	0	6	4
Huntingdon	4	24	25	3	1	22	2
Indiana	19	23	19	23	0	19	0
Jefferson	20	16	12	24	0	12	0
McKean	0	12	9	3	0	8	1
Mifflin	1	7	7	1	0	5	2
Perry	0	7	6	1	0	6	0
Pike	9	7	6	10	6	0	0
Somerset	18	16	19	15	0	19	0
Susquehanna	0	7	5	2	0	3	2
Tioga	4	6	6	4	0	6	0
Venango	41	20	25	36	0	22	3
Warren	13	13	11	15	3	4	4
Wayne	3	20	22	1	0	21	1
<b><u>7th Class Counties</u></b>							
Juniata	1	6	6	1	0	4	2
Snyder	2	10	10	2	0	10	0
Union	0	7	7	0	0	7	0
Wyoming	1	8	8	1	2	5	1
<b><u>8th Class Counties</u></b>							
Cameron	0	0	0	0	0	0	0
Forest	0	1	0	1	0	0	0
Fulton	4	3	2	5	0	2	0
Montour	17	12	6	23	0	5	1
Potter	0	3	1	2	0	1	0
Sullivan	0	1	0	1	0	0	0

(R) - Revised

---

---

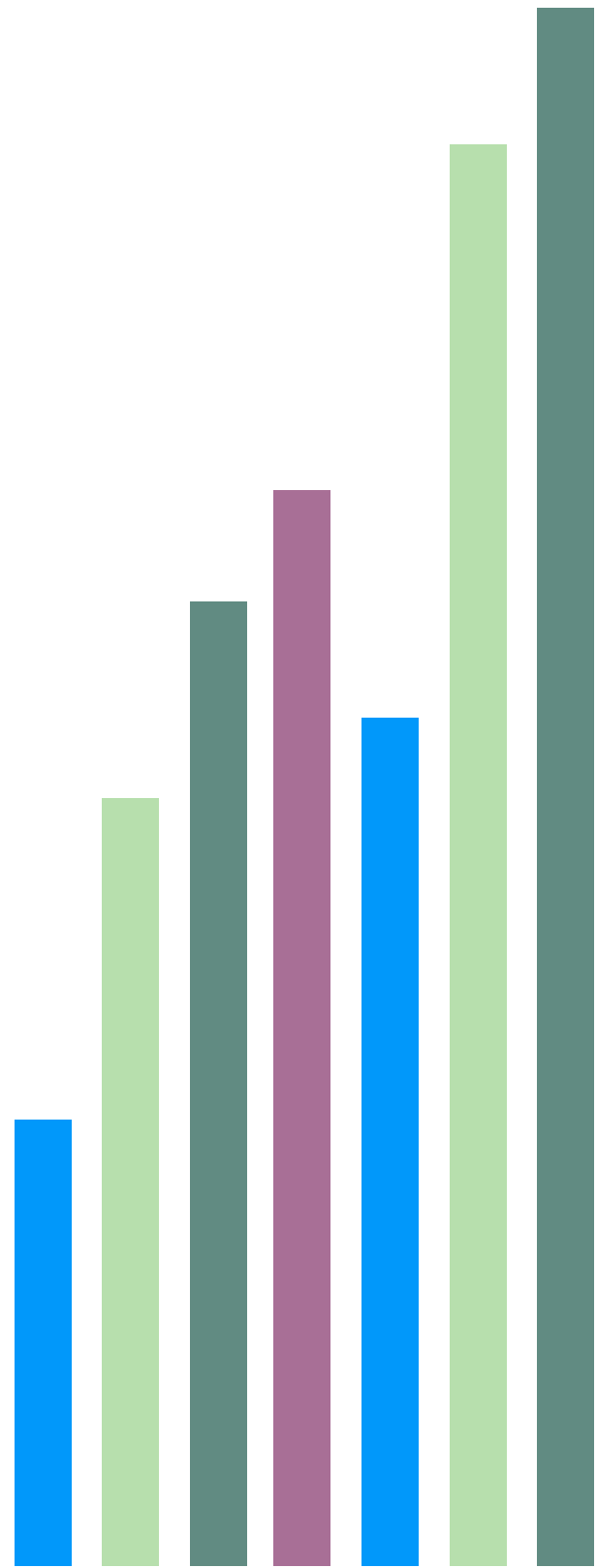
## **APPOINTMENT OF GUARDIANS**

*... a proceeding through which a determination is made regarding an individuals' capacity to make or communicate a responsible decision that concerns his or her person or property.*

<b>Cases Processed</b>	The number of orders issued adjudicating pending petitions.
<b>Fiduciary</b>	A person or an institution with a legal responsibility for the money or property of another. The term includes executors, administrators, guardians, and trustees subject to the jurisdiction of the Orphans' Court Division.
<b>Incapacitated Person</b>	An adult whose ability to receive and evaluate information effectively and communicate decisions in any way is impaired to such a significant extent that he or she is partially or totally unable to manage financial resources or meet essential requirements for physical health and safety.
<b>Judge</b>	This disposition type refers to the number of appointments in which disputed issues of fact were heard by a judge. NOT included are cases in which a judge signed an order, but there were no disputed issues of fact. Also, NOT included are cases in which the parties appeared to provide confirmatory testimony, but there were no disputed issues of fact heard by a judge.
<b>Other</b>	This disposition type refers to the number of appointments that were not uncontested or not processed by a judge or non-judicial officer. Included are all cases which have been transferred, discontinued, withdrawn, and deceased respondents.
<b>Uncontested</b>	This disposition type refers to the number of cases for which a judge signed an order but there were no disputed issues of fact heard by a judge.



Jury Yield  
Jury Utilization  
Jury Costs



---

---

## 2022 Common Pleas State Totals

### Jury

---

---

#### **Jury Yield**

Qualification Questionnaires/Summonses Mailed	1,440,623	
Returned Undeliverable	85,886	6.0%
Not Responded to	399,937	27.8%
Number of Prospective Jurors:		
Disqualified	158,123	11.0%
Exempted	82,033	5.7%
Excused	119,668	8.3%
Deferred to New Term	137,559	9.5%
Deferred from Previous Term	103,741	7.2%
Qualified Jurors Available for Service	561,158	
Jury Yield: % of Jurors Qualified and Available		39.0%

#### **Jury Utilization**

Qualified and Available Jurors:		
Reporting for Service	208,893	37.2%
Told Not to Report for Service	421,989	75.2%
Sent to Courtroom for Jury Selection (Voir Dire)	148,446	71.1%
Impaneled or Sworn (jurors/alternates)	34,846	16.7%
Removed for Cause/Hardship	28,741	
Removed by Peremptory Challenge	27,518	
Jury Trials Started	2,550	
Pool Days	1,941	
Zero Panel Days	331	17.1%

#### **Jury Costs**

Annual Budget for Jury Operations	\$10,823,625
Average Cost Per Juror	\$8

2022 Jury Yield

	Qualification Questionnaires/			Number of Prospective Jurors:					
	Summons Mailed	Returned Undeliverable	%	Not Responded to	%	Disqualified	%	Exempted	%
<b><u>1st Class County</u></b>									
Philadelphia	497,101	20,901	4.2	227,250	45.7	60,702	12.2	34,733	7.0
<b><u>2nd Class County</u></b>									
Allegheny	106,204	8,910	8.4	32,979	31.1	2,775	2.6	2,679	2.5
<b><u>2A Class Counties</u></b>									
Bucks	68,073	5,746	8.4	13,605	20.0	4,150	6.1	1,761	2.6
Delaware	85,076	2,651	3.1	26,443	31.1	13,760	16.2	805	0.9
Lancaster	19,450	851	4.4	2,751	14.1	1,494	7.7	2,225	11.4
Montgomery	78,960	3,075	3.9	18,331	23.2	7,661	9.7	698	0.9
<b><u>3rd Class Counties</u></b>									
Berks	45,145	1,700	3.8	2,045	4.5	3,301	7.3	1,805	4.0
Chester	20,967	945	4.5	1,571	7.5	2,716	13.0	914	4.4
Cumberland	10,150	614	6.0	817	8.0	1,090	10.7	557	5.5
Dauphin	25,357	1,883	7.4	4,873	19.2	4,738	18.7	223	0.9
Erie	37,250	2,209	5.9	5,293	14.2	3,033	8.1	4,154	11.2
Lackawanna	28,350	2,075	7.3	10,028	35.4	0	--	10,077	35.5
Lehigh	43,785	3,543	8.1	6,240	14.3	7,601	17.4	716	1.6
Luzerne	38,420	2,325	6.1	12,706	33.1	8,936	23.3	1,438	3.7
Northampton	14,231	1,173	8.2	1,338	9.4	1,981	13.9	1,459	10.3
Westmoreland	23,332	1,250	5.4	567	2.4	5,403	23.2	345	1.5
York	9,908	664	6.7	1,602	16.2	579	5.8	0	--
<b><u>4th Class Counties</u></b>									
Beaver	5,910	47	0.8	0	--	116	2.0	67	1.1
Butler	4,420	32	0.7	0	--	48	1.1	0	--
Cambria	6,400	621	9.7	1,312	20.5	574	9.0	55	0.9
Centre	9,332	2,485	26.6	1,060	11.4	907	9.7	457	4.9
Fayette	17,350	1,576	9.1	2,518	14.5	1,554	9.0	4,429	25.5
Franklin	12,660	334	2.6	4,438	35.1	771	6.1	234	1.8
Monroe	31,095	3,101	10.0	3,078	9.9	4,305	13.8	1,773	5.7
Schuylkill	24,702	3,005	12.2	5,980	24.2	3,599	14.6	2,486	10.1
Washington	11,168	681	6.1	831	7.4	704	6.3	627	5.6
<b><u>5th Class Counties</u></b>									
Adams	1,744	26	1.5	201	11.5	145	8.3	0	--
Blair	13,544	2,698	19.9	2,412	17.8	944	7.0	771	5.7
Lawrence	12,720	466	3.7	1,051	8.3	576	4.5	121	1.0
Lebanon	4,595	267	5.8	99	2.2	508	11.1	471	10.3
Lycoming	38,001	5,227	13.8	0	--	2,144	5.6	1,229	3.2
Mercer	8,420	547	6.5	973	11.6	1,540	18.3	1,649	19.6
Northumberland	8,000	545	6.8	708	8.9	86	1.1	91	1.1

2022 Jury Yield

	Number of Prospective Jurors:						Qualified Jurors Available for Service	Jury Yield: % of Jurors Qualified and Available
	Excused	%	Deferred to New Term	%	Deferred from Previous Term	%		
<b><u>1st Class County</u></b>								
Philadelphia	12	<0.1	51,714	10.4	36,304	7.3	138,093	27.8
<b><u>2nd Class County</u></b>								
Allegheny	817	0.8	10,980	10.3	11,743	11.1	58,807	55.4
<b><u>2A Class Counties</u></b>								
Bucks	17,557	25.8	6,875	10.1	4,324	6.4	22,703	33.4
Delaware	4,031	4.7	7,637	9.0	10,786	12.7	40,535	47.6
Lancaster	195	1.0	4,268	21.9	3,374	17.3	11,040	56.8
Montgomery	9,385	11.9	5,293	6.7	483	0.6	35,000	44.3
<b><u>3rd Class Counties</u></b>								
Berks	10,667	23.6	1,629	3.6	1,586	3.5	25,584	56.7
Chester	2,355	11.2	828	3.9	4,001	19.1	15,639	74.6
Cumberland	1,146	11.3	307	3.0	340	3.3	5,959	58.7
Dauphin	2,525	10.0	2,734	10.8	2,667	10.5	11,048	43.6
Erie	2,820	7.6	5,072	13.6	3,340	9.0	18,009	48.3
Lackawanna	205	0.7	380	1.3	585	2.1	6,170	21.8
Lehigh	6,401	14.6	3,576	8.2	3,808	8.7	19,516	44.6
Luzerne	5,448	14.2	576	1.5	1,245	3.2	8,236	21.4
Northampton	2,768	19.5	1,164	8.2	1,112	7.8	5,460	38.4
Westmoreland	3,619	15.5	2,281	9.8	2,442	10.5	12,309	52.8
York	2,811	28.4	1,185	12.0	1,272	12.8	4,339	43.8
<b><u>4th Class Counties</u></b>								
Beaver	222	3.8	1,905	32.2	105	1.8	3,658	61.9
Butler	242	5.5	1,535	34.7	588	13.3	3,151	71.3
Cambria	1,951	30.5	0	--	0	--	1,887	29.5
Centre	2,478	26.6	610	6.5	704	7.5	2,039	21.8
Fayette	1,871	10.8	1,090	6.3	108	0.6	4,420	25.5
Franklin	2,201	17.4	4,604	36.4	985	7.8	1,063	8.4
Monroe	3,556	11.4	3,487	11.2	1,264	4.1	13,059	42.0
Schuylkill	4,210	17.0	1,911	7.7	1,216	4.9	4,727	19.1
Washington	300	2.7	384	3.4	960	8.6	8,601	77.0
<b><u>5th Class Counties</u></b>								
Adams	277	15.9	230	13.2	360	20.6	1,225	70.2
Blair	2,551	18.8	70	0.5	2	<0.1	4,100	30.3
Lawrence	1,337	10.5	1,552	12.2	1,334	10.5	8,951	70.4
Lebanon	443	9.6	533	11.6	557	12.1	2,831	61.6
Lycoming	8,622	22.7	1,953	5.1	114	0.3	18,940	49.8
Mercer	662	7.9	749	8.9	431	5.1	2,731	32.4
Northumberland	536	6.7	2,264	28.3	0	--	3,770	47.1

2022 Jury Yield

	Qualification Questionnaires/ Summonses			Number of Prospective Jurors:					
	Mailed	Returned Undeliverable	%	Not Responded to	%	Disqualified	%	Exempted	%
<b><u>6th Class Counties</u></b>									
Armstrong	5,100	223	4.4	593	11.6	458	9.0	568	11.1
Bedford	1,105	2	0.2	0	--	1	0.1	87	7.9
Bradford	2,400	269	11.2	84	3.5	496	20.7	23	1.0
Carbon	4,600	226	4.9	321	7.0	687	14.9	219	4.8
Clarion	1,610	96	6.0	86	5.3	187	11.6	109	6.8
Clearfield	3,343	129	3.9	239	7.1	0	--	319	9.5
Clinton	936	4	0.4	3	0.3	24	2.6	20	2.1
Columbia	1,033	63	6.1	110	10.6	84	8.1	19	1.8
Crawford	3,925	123	3.1	181	4.6	623	15.9	430	11.0
Elk	2,295	132	5.8	53	2.3	205	8.9	8	0.3
Greene	962	0	--	47	4.9	24	2.5	3	0.3
Huntingdon	1,704	123	7.2	157	9.2	286	16.8	27	1.6
Indiana	7,170	483	6.7	1,293	18.0	519	7.2	651	9.1
Jefferson	875	58	6.6	146	16.7	53	6.1	96	11.0
McKean	3,400	9	0.3	442	13.0	119	3.5	8	0.2
Mifflin	541	12	2.2	16	3.0	22	4.1	0	--
Perry	3,240	*	--	*	--	*	--	*	--
Pike	5,950	26	0.4	277	4.7	1,840	30.9	0	--
Somerset	4,825	171	3.5	457	9.5	637	13.2	52	1.1
Susquehanna	1,263	14	1.1	35	2.8	380	30.1	0	--
Tioga	6,308	529	8.4	664	10.5	731	11.6	40	0.6
Venango	1,876	7	0.4	103	5.5	0	--	0	--
Warren	5,100	387	7.6	552	10.8	1,324	26.0	65	1.3
Wayne	1,215	112	9.2	512	42.1	96	7.9	98	8.1
<b><u>7th Class Counties</u></b>									
Juniata	1,080	*	--	*	--	*	--	*	--
Snyder	1,001	91	9.1	118	11.8	56	5.6	28	2.8
Union	1,202	96	8.0	22	1.8	128	10.6	3	0.2
Wyoming	749	22	2.9	37	4.9	40	5.3	1	0.1
<b><u>8th Class Counties</u></b>									
Cameron	150	0	--	0	--	24	16.0	0	--
Forest	1,325	78	5.9	119	9.0	456	34.4	21	1.6
Fulton	348	16	4.6	0	--	5	1.4	0	--
Montour	1,100	93	8.5	82	7.5	118	10.7	49	4.5
Potter	958	110	11.5	88	9.2	29	3.0	40	4.2
Sullivan	114	9	7.9	0	--	30	26.3	0	--

\*Statistics not reported to AOPC.

2022 Jury Yield

	Number of Prospective Jurors:						Qualified Jurors Available for Service	Jury Yield: % of Jurors Qualified and Available
	Excused	%	Deferred to New Term	%	Deferred from Previous Term	%		
<b><u>6th Class Counties</u></b>								
Armstrong	1,293	25.4	367	7.2	475	9.3	2,073	40.6
Bedford	78	7.1	160	14.5	164	14.8	941	85.2
Bradford	304	12.7	333	13.9	436	18.2	1,327	55.3
Carbon	1,500	32.6	0	--	0	--	1,647	35.8
Clarion	412	25.6	83	5.2	97	6.0	734	45.6
Clearfield	1,112	33.3	285	8.5	293	8.8	1,552	46.4
Clinton	218	23.3	63	6.7	69	7.4	673	71.9
Columbia	219	21.2	43	4.2	53	5.1	548	53.0
Crawford	407	10.4	502	12.8	205	5.2	1,864	47.5
Elk	243	10.6	422	18.4	0	--	1,232	53.7
Greene	49	5.1	282	29.3	114	11.9	671	69.8
Huntingdon	408	23.9	33	1.9	20	1.2	690	40.5
Indiana	1,711	23.9	609	8.5	588	8.2	2,492	34.8
Jefferson	215	24.6	217	24.8	293	33.5	383	43.8
McKean	120	3.5	551	16.2	86	2.5	2,237	65.8
Mifflin	103	19.0	90	16.6	73	13.5	371	68.6
Perry	*	--	*	--	*	--	3,240	100.0
Pike	1,148	19.3	832	14.0	757	12.7	2,584	43.4
Somerset	303	6.3	2,130	44.1	75	1.6	1,150	23.8
Susquehanna	296	23.4	49	3.9	58	4.6	547	43.3
Tioga	1,370	21.7	0	--	0	--	2,974	47.1
Venango	670	35.7	166	8.8	226	12.0	1,156	61.6
Warren	1,221	23.9	218	4.3	525	10.3	1,858	36.4
Wayne	124	10.2	112	9.2	109	9.0	270	22.2
<b><u>7th Class Counties</u></b>								
Juniata	524	48.5	*	--	*	--	556	51.5
Snyder	157	15.7	177	17.7	213	21.3	587	58.6
Union	169	14.1	314	26.1	326	27.1	796	66.2
Wyoming	182	24.3	10	1.3	3	0.4	460	61.4
<b><u>8th Class Counties</u></b>								
Cameron	41	27.3	6	4.0	0	--	79	52.7
Forest	296	22.3	73	5.5	260	19.6	542	40.9
Fulton	0	--	0	--	0	--	327	94.0
Montour	212	19.3	56	5.1	83	7.5	573	52.1
Potter	337	35.2	0	--	0	--	354	37.0
Sullivan	5	4.4	0	--	0	--	70	61.4

\*Statistics not reported to the AOPC.

## 2022 Jury Utilization

### Qualified and Available Jurors:

	Reporting for Service	%	Told Not to Report for Service	%	Sent to Courtroom for Jury Selection (Voir Dire)	%	Impaneled or Sworn (jurors/ alternates)	%	Removed for Cause/ Hardship	Removed by Peremptory Challenge
<b><u>1st Class County</u></b>										
Philadelphia	49,149	35.6	229,187	166.0	37,967	77.2	6,705	13.6	7,543	4,365
<b><u>2nd Class County</u></b>										
Allegheny	14,895	25.3	18,834	32.0	11,646	78.2	1,926	12.9	2,755	1,294
<b><u>2A Class Counties</u></b>										
Bucks	13,093	57.7	6,403	28.2	2,328	17.8	607	4.6	520	558
Delaware	10,072	24.8	15,888	39.2	8,354	82.9	1,336	13.3	1,468	1,247
Lancaster	5,290	47.9	3,963	35.9	3,328	62.9	1,055	19.9	511	892
Montgomery	9,464	27.0	38,719	110.6	6,977	73.7	1,209	12.8	1,376	1,133
<b><u>3rd Class Counties</u></b>										
Berks	4,429	17.3	18,388	71.9	3,189	72.0	858	19.4	712	659
Chester	4,818	30.8	8,291	53.0	4,013	83.3	894	18.6	1,035	828
Cumberland	2,112	35.4	3,782	63.5	1,713	81.1	573	27.1	172	588
Dauphin	5,252	47.5	1,060	9.6	4,595	87.5	1,588	30.2	585	1,354
Erie	4,826	26.8	5,438	30.2	2,509	52.0	698	14.5	695	648
Lackawanna	2,474	40.1	5,005	81.1	1,361	55.0	308	12.4	300	264
Lehigh	3,651	18.7	15,641	80.1	2,583	70.7	576	15.8	522	518
Luzerne	3,754	45.6	1,897	23.0	3,009	80.2	744	19.8	372	765
Northampton	2,603	47.7	1,035	19.0	2,080	79.9	631	24.2	391	605
Westmoreland	4,094	33.3	8,307	67.5	2,492	60.9	664	16.2	759	394
York	4,090	94.3	0	--	3,361	82.2	973	23.8	509	918
<b><u>4th Class Counties</u></b>										
Beaver	1,281	35.0	2,423	66.2	1,283	100.2	323	25.2	452	257
Butler	1,614	51.2	1,072	34.0	1,176	72.9	282	17.5	503	202
Cambria	1,244	65.9	474	25.1	506	40.7	162	13.0	80	144
Centre	1,935	94.9	0	--	835	43.2	364	18.8	161	310
Fayette	3,836	86.8	3,275	74.1	2,020	52.7	673	17.5	181	687
Franklin	2,647	249.0	1,316	123.8	4,841	182.9	738	27.9	1,318	805
Monroe	5,439	41.6	5,700	43.6	4,040	74.3	1,187	21.8	912	1,034
Schuylkill	3,594	76.0	0	--	3,003	83.6	1,052	29.3	527	535
Washington	2,214	25.7	1,489	17.3	1,215	54.9	210	9.5	244	319
<b><u>5th Class Counties</u></b>										
Adams	523	42.7	282	23.0	620	118.5	200	38.2	78	229
Blair	3,584	87.4	498	12.1	2,358	65.8	827	23.1	86	26
Lawrence	675	7.5	120	1.3	410	60.7	110	16.3	95	96
Lebanon	1,296	45.8	942	33.3	1,418	109.4	547	42.2	161	374
Lycoming	5,166	27.3	1,755	9.3	2,190	42.4	672	13.0	337	650
Mercer	3,864	141.5	662	24.2	2,245	58.1	296	7.7	177	279
Northumberland	2,265	60.1	2,524	66.9	2,040	90.1	541	23.9	117	86

2022 Jury Utilization/Jury Costs

	Jury Utilization:				Jury Cost	
	Jury Trials Started	Pool Days	Zero Panel Days	Percent Zero Panel Days (%)	Annual Budget for Jury Operations	Average Cost Per Juror
<b><u>1st Class County</u></b>						
Philadelphia	531	247	12	4.9	\$2,962,310	\$6
<b><u>2nd Class County</u></b>						
Allegheny	119	166	27	16.3	\$1,047,559	\$10
<b><u>2A Class Counties</u></b>						
Bucks	50	115	74	64.3	\$482,877	\$7
Delaware	207	102	11	10.8	\$328,782	\$4
Lancaster	74	52	7	13.5	\$259,343	\$13
Montgomery	91	120	14	11.7	\$174,352	\$2
<b><u>3rd Class Counties</u></b>						
Berks	59	75	21	28.0	\$489,276	\$11
Chester	61	64	4	6.3	\$451,747	\$22
Cumberland	40	24	3	12.5	\$162,745	\$16
Dauphin	197	54	2	3.7	\$293,908	\$12
Erie	50	73	28	38.4	\$257,589	\$7
Lackawanna	21	17	2	11.8	\$93,978	\$3
Lehigh	41	52	13	25.0	\$248,186	\$6
Luzerne	51	40	2	5.0	\$112,713	\$3
Northampton	45	31	7	22.6	\$233,236	\$16
Westmoreland	47	38	6	15.8	\$165,720	\$7
York	70	39	3	7.7	\$174,750	\$18
<b><u>4th Class Counties</u></b>						
Beaver	23	28	0	--	\$115,233	\$19
Butler	19	17	1	5.9	\$120,500	\$27
Cambria	10	14	3	21.4	\$84,686	\$13
Centre	9	7	0	--	\$104,324	\$11
Fayette	47	36	13	36.1	\$286,717	\$17
Franklin	47	21	1	4.8	\$178,845	\$14
Monroe	60	35	1	2.9	\$259,927	\$8
Schuylkill	54	19	0	--	\$104,709	\$4
Washington	15	33	11	33.3	\$149,926	\$13
<b><u>5th Class Counties</u></b>						
Adams	14	9	1	11.1	\$36,899	\$21
Blair	56	14	0	--	\$90,617	\$7
Lawrence	22	9	0	--	\$10,000	\$1
Lebanon	39	15	0	--	\$55,560	\$12
Lycoming	26	26	3	11.5	\$162,047	\$4
Mercer	21	35	14	40.0	\$92,491	\$11
Northumberland	10	28	0	--	\$40,000	\$5



## 2022 Jury Utilization

### Qualified and Available Jurors:

	Reporting for Service	%	Told Not to Report for Service	%	Sent to Courtroom for Jury Selection (Voir Dire)	%	Impaneled or Sworn (jurors/ alternates)	%	Removed for Cause/ Hardship	Removed by Peremptory Challenge
<b><u>6th Class Counties</u></b>										
Armstrong	1,389	67.0	0	--	1,063	76.5	249	17.9	210	257
Bedford	607	64.5	170	18.1	607	100.0	112	18.5	44	91
Bradford	613	46.2	300	22.6	518	84.5	153	25.0	80	170
Carbon	811	49.2	344	20.9	686	84.6	98	12.1	141	65
Clarion	617	84.1	494	67.3	617	100.0	182	29.5	204	93
Clearfield	1,259	81.1	0	--	1,743	138.4	780	62.0	309	654
Clinton	588	87.4	355	52.7	669	113.8	192	32.7	109	190
Columbia	350	63.9	94	17.2	356	101.7	138	39.4	46	156
Crawford	230	12.3	1,527	81.9	124	53.9	28	12.2	10	28
Elk	858	69.6	301	24.4	545	63.5	170	19.8	150	156
Greene	953	142.0	0	--	694	72.8	270	28.3	222	202
Huntingdon	598	86.7	49	7.1	783	130.9	238	39.8	115	429
Indiana	669	26.8	1,405	56.4	261	39.0	56	8.4	57	54
Jefferson	223	58.2	369	96.3	141	63.2	28	12.6	113	0
McKean	2,181	97.5	535	23.9	1,786	81.9	321	14.7	405	311
Mifflin	365	98.4	0	--	471	129.0	224	61.4	47	200
Perry	1,749	54.0	1,049	32.4	0	--	98	5.6	0	0
Pike	875	33.9	845	32.7	501	57.3	113	12.9	86	124
Somerset	2,301	200.1	2,883	250.7	469	20.4	88	3.8	88	92
Susquehanna	192	35.1	321	58.7	75	39.1	40	20.8	9	26
Tioga	640	21.5	2,016	67.8	386	60.3	113	17.7	57	46
Venango	709	61.3	761	65.8	311	43.9	99	14.0	0	153
Warren	1,143	61.5	548	29.5	1,143	100.0	322	28.2	133	19
Wayne	419	155.2	22	8.1	414	98.8	156	37.2	80	152
<b><u>7th Class Counties</u></b>										
Juniata	640	115.1	524	94.2	0	--	84	13.1	0	0
Snyder	623	106.1	627	106.8	668	107.2	309	49.6	99	241
Union	741	93.1	675	84.8	616	83.1	280	37.8	97	198
Wyoming	407	88.5	303	65.9	135	33.2	56	13.8	17	36
<b><u>8th Class Counties</u></b>										
Cameron	0	--	79	100.0	0	--	0	--	0	0
Forest	98	18.1	383	70.7	98	100.0	28	28.6	18	3
Fulton	54	16.5	0	--	162	300.0	41	75.9	51	61
Montour	340	59.3	227	39.6	161	47.4	55	16.2	8	40
Potter	294	83.1	383	108.2	471	160.2	182	61.9	81	200
Sullivan	114	162.9	30	42.9	67	58.8	14	12.3	1	8

2022 Jury Utilization/Jury Costs

	Jury Utilization:				Jury Cost	
	Jury Trials Started	Pool Days	Zero Panel Days	Percent Zero Panel Days (%)	Annual Budget for Jury Operations	Average Cost Per Juror
<b><u>6th Class Counties</u></b>						
Armstrong	12	12	2	16.7	\$38,446	\$8
Bedford	6	7	0	--	\$53,910	\$49
Bradford	8	9	2	22.2	\$57,065	\$24
Carbon	11	10	1	10.0	\$37,380	\$8
Clarion	7	6	0	--	\$21,013	\$13
Clearfield	50	9	0	--	\$47,730	\$14
Clinton	6	6	0	--	\$30,093	\$32
Columbia	10	4	0	--	\$16,000	\$15
Crawford	2	5	2	40.0	\$8,361	\$2
Elk	6	10	1	10.0	\$18,000	\$8
Greene	18	8	0	--	\$35,977	\$37
Huntingdon	12	7	0	--	\$11,055	\$6
Indiana	4	18	14	77.8	\$25,213	\$4
Jefferson	2	4	2	50.0	\$28,760	\$33
McKean	23	29	6	20.7	\$92,189	\$27
Mifflin	7	5	0	--	\$17,822	\$33
Perry	7	17	0	--	\$45,924	\$14
Pike	8	10	3	30.0	\$70,248	\$12
Somerset	7	30	4	13.3	\$65,151	\$14
Susquehanna	5	5	3	60.0	\$44,175	\$35
Tioga	8	10	2	20.0	\$26,519	\$4
Venango	7	7	0	--	\$37,825	\$20
Warren	23	10	0	--	\$25,000	\$5
Wayne	11	5	0	--	\$15,990	\$13
<b><u>7th Class Counties</u></b>						
Juniata	6	12	0	--	\$18,696	\$17
Snyder	23	7	0	--	\$29,662	\$30
Union	18	7	4	57.1	\$27,129	\$23
Wyoming	4	5	1	20.0	\$15,366	\$21
<b><u>8th Class Counties</u></b>						
Cameron	0	0	0	--	\$8,000	\$53
Forest	2	1	0	--	\$3,500	\$3
Fulton	5	1	0	--	\$1,949	\$6
Montour	4	4	0	--	\$6,500	\$6
Potter	1	5	0	--	\$6,922	\$7
Sullivan	1	1	0	--	\$4,503	\$40

---

---

## JURY

### Jury Yield

<b>Deferred to a New Term</b>	The number of prospective jurors who were summonsed for jury service, but requested and received a postponement or deferral to serve at another time.
<b>Deferred from a Previous Term</b>	The number of prospective jurors who were previously summoned for jury service, requested and received a postponement or deferral, and are now available for jury service.
<b>Disqualified</b>	The number of prospective jurors who were deemed statutorily ineligible for jury service based on their response to the qualification questionnaire or to their responses to qualification questions on the jury summons. Disqualification criteria include non-citizenship, non-residency in the jurisdiction served by the court, under the age of 18, currently subject to legal disability such as felony conviction or legal incompetency, and unable to speak or understand English.
<b>Excused</b>	The number of prospective jurors who requested to be excused from jury service due to financial or medical hardship. Excusal differs from an exemption in that the court retains the sole discretion to excuse a juror from service whereas an exemption provides the juror with a statutory right to decline jury service if summonsed by the court.
<b>Exempted</b>	The number of prospective jurors who claimed an exemption from jury service. An exemption from jury service is a statutory right based on occupational or other personal status criteria established by the legislature. Typical exemption criteria include previous jury service, occupational status such as public office holders, judicial officers, licensed attorneys, health care professionals or corrections officers, sole caregivers of dependent children or adults, etc. An exemption differs from an excusal in that the exemption is a statutory right of the juror to claim whereas the court retains the sole discretion to excuse a juror from service.
<b>Jury Yield</b>	The Percentage of Jurors Qualified and Available for Service is calculated by dividing <i>Qualification/Summonses Mailed</i> by <i>Qualified Jurors Available for Service</i> and multiplying by 100.
<b>Not Responded To</b>	The number of qualification questionnaires and jury summonses for which no response was received by the court.
<b>Qualification Questionnaires/ Summonses Mailed</b>	The number of qualification questionnaires and jury summonses sent to prospective jurors vis the U.S. Postal Service or other means.
<b>Qualified Jurors Available for Service</b>	Jurors who have returned their summons/questionnaire and, based on their responses have not been excused/exempted from service. The number of qualified jurors is determined by: <i>Qualification Questionnaires/ Summonses Mailed</i> MINUS <i>Returned Undeliverable, Not Responded To, Disqualified, Exempted, Excused, Deferred to New Term</i> PLUS <i>Deferred from Previous Term</i> .

---

---

**Returned Undeliverable** The number of qualification questionnaires and jury summonses returned and marked “undeliverable at this address”.

**Jury Utilization**

**Impaneled or Sworn (Jurors/Alternates)** The number of qualified and available jurors sworn as a trial juror or alternate during jury selection.

**Jury Trials Started** The number of jury trials started each day. A jury trial starts when the first witness is sworn-in and/or upon opening statements. A jury trial is counted even if a verdict is not rendered because the defendant enters a plea, the case is settled, or the trial is terminated for other reasons.

**Pool Days** The number of days prospective jurors reported to the courthouse in anticipation of voir dire during the report month.

**Removed for Cause/ Hardship** The number of qualified and available jurors removed for cause or hardship during jury selection. A potential juror may be challenged by the defense and/or prosecution because they give a reason why they might be unable to reach a fair verdict.

**Removed by Peremptory Challenge** The number of qualified and available jurors removed by peremptory challenge during jury selection. A potential juror may be rejected by the defense and/or prosecution because they have an unfavorable bias without giving any reason.

**Reporting for Service** The number of qualified and available jurors who reported for jury service. If a juror reports for service on multiple days, each day that the juror reported for service is counted individually.

**Sent to Courtroom for Jury Selection (Voir Dire)** The number of qualified and available jurors assigned to a panel for jury selection. A juror may be assigned to more than one panel and is counted for each panel to which they were assigned.

**Told Not to Report for Service** The number of jurors who were qualified and available to serve, but were told in advance (e.g., by telephone, by telephone call-in system, by postcard) by the court not to report.

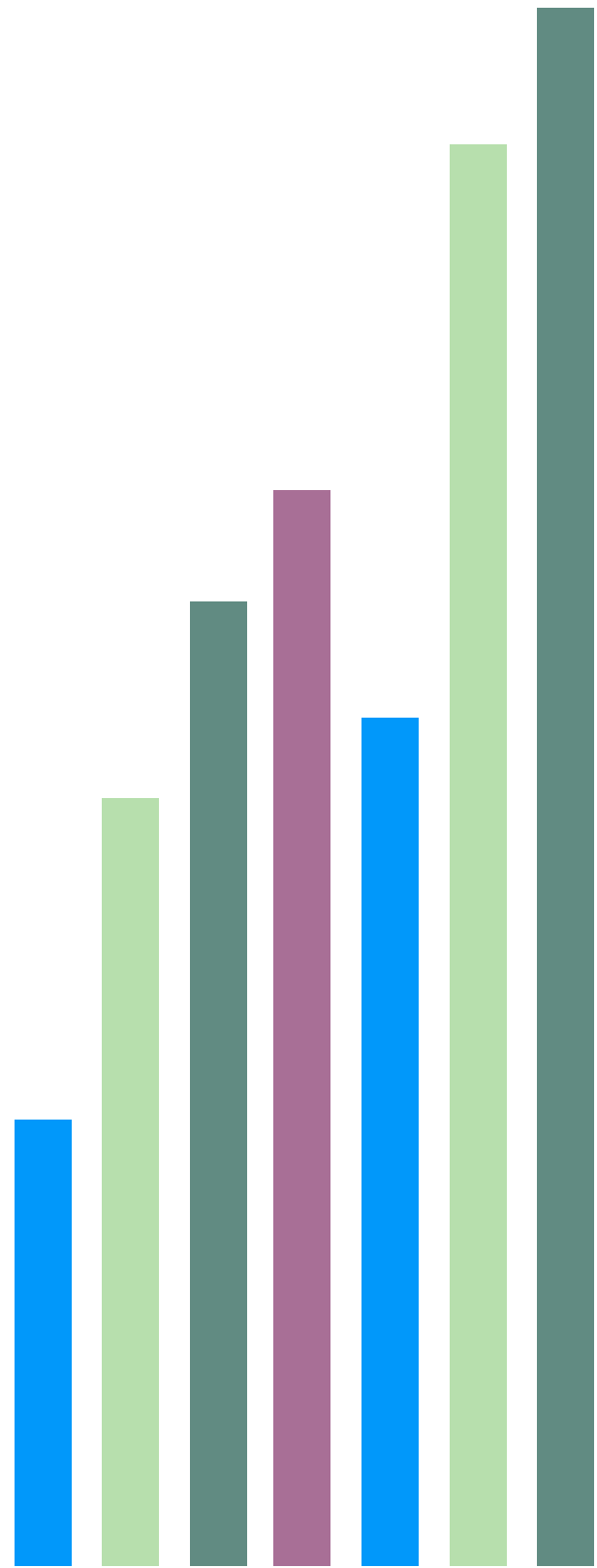
**Zero Panel Day** The number of days prospective jurors reported to the courthouse during the month in which no jurors were sent to voir dire.

**Jury Costs**

**Annual Budget for Judicial Operations** Other than juror fees and mileage, included this figure may also include jury staff salaries and fringe benefits, jury automation costs, facilities, printing expenses, postage expenses, personal service, juror fees, mileage, and miscellaneous expenses (hotel or dining costs for sequestered jurors, etc.).

**Average Cost Per Juror** Calculated by dividing *Annual Budget for Jury Operations* by *Qualification Questionnaires/Summonses Mailed*.

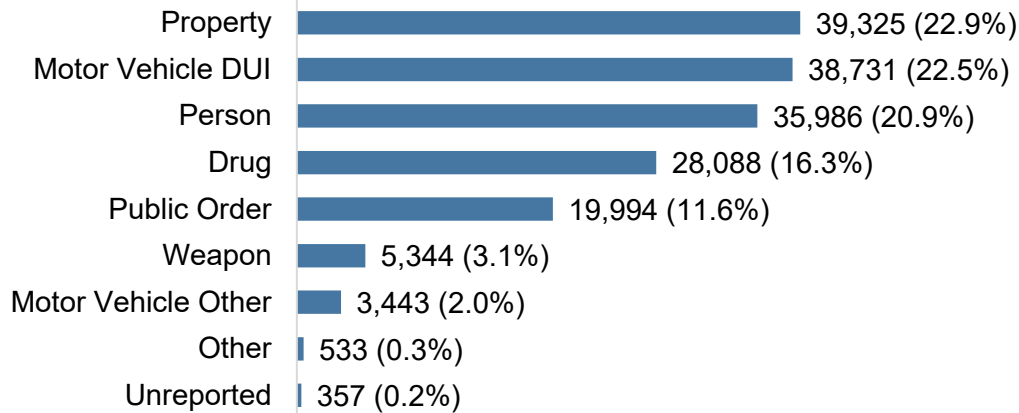
# Limited Jurisdiction Courts



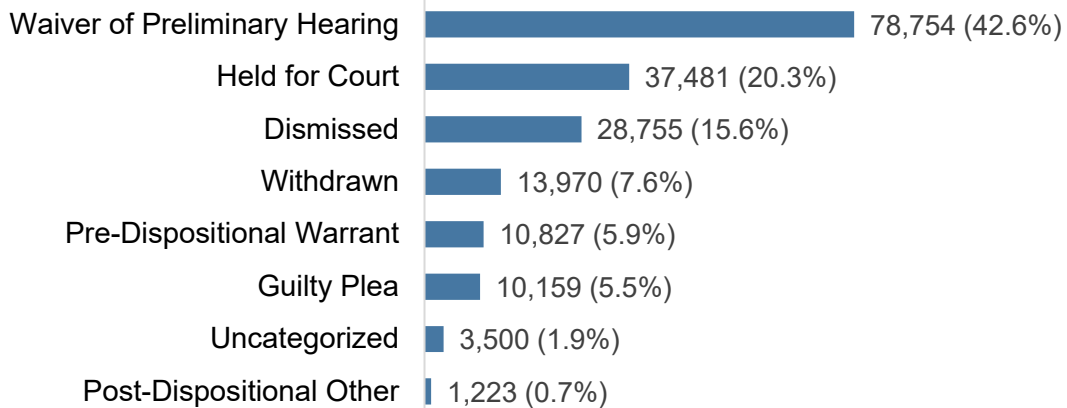
# 2022 Magisterial District Judge State Totals Criminal

Cases Pending 1/1/22		Age of Pending Cases		
New Cases Filed	171,801	<b>0-60 Days</b>	19,504	57.6%
Active Warrant Status Change	9,516	<b>61-120 Days</b>	6,586	19.5%
Closed Case Status Change	8	<b>121-180 Days</b>	2,493	7.4%
<b>Cases Available for Processing</b>	<b>218,516</b>	<b>181-240 Days</b>	1,005	3.0%
		<b>241-300 Days</b>	512	1.5%
		<b>301-360 Days</b>	273	0.8%
<b>Cases Processed and Inactive</b>	<b>184,669</b>	<b>Over 360 Days</b>	3,474	10.3%
<b>Cases Pending 12/31/22</b>	<b>33,847</b>	<b>Total</b>	<b>33,847</b>	

### New Cases Filed By Offense Type:



### Processed By:



For the most recent data, visit the AOPC website at <http://www.pacourts.us/news-and-statistics/research-and-statistics/dashboard-table-of-contents/magisterial-district-courts-statewide-dashboard>

Magisterial District Judge - 2022 Criminal Available for Processing

	Cases Pending 1/1/22	New Cases Filed	Active Warrant Status Change	Closed Case Status Change	Cases Available for Processing	Cases Processed	Cases Pending 12/31/22
<b><u>2nd Class County</u></b>							
Allegheny	7,892	20,287	1,459	0	29,638	23,422	6,216
<b><u>2A Class Counties</u></b>							
Bucks	1,826	7,350	326	0	9,502	7,915	1,587
Delaware	3,092	8,150	612	0	11,854	9,323	2,531
Lancaster	819	8,095	440	0	9,354	8,539	815
Montgomery	2,377	9,314	505	1	12,197	9,932	2,265
<b><u>3rd Class Counties</u></b>							
Berks	901	5,384	382	0	6,667	5,772	895
Chester	1,401	5,746	423	0	7,570	6,170	1,400
Cumberland	835	3,915	184	1	4,935	4,272	663
Dauphin	1,401	7,712	452	0	9,565	8,224	1,341
Erie	898	5,164	221	0	6,283	5,290	993
Lackawanna	654	3,997	331	0	4,982	4,196	786
Lehigh	1,123	5,773	301	0	7,197	6,176	1,021
Luzerne	1,155	5,896	255	0	7,306	6,140	1,166
Northampton	788	3,960	168	0	4,916	4,195	721
Westmoreland	1,196	5,602	412	2	7,212	6,123	1,089
York	1,282	7,387	299	0	8,968	7,550	1,418
<b><u>4th Class Counties</u></b>							
Beaver	599	3,233	193	1	4,026	3,389	637
Butler	393	2,155	75	0	2,623	2,253	370
Cambria	344	2,005	96	0	2,445	2,083	362
Centre	198	1,547	37	0	1,782	1,564	218
Fayette	582	3,128	189	0	3,899	3,294	605
Franklin	407	1,876	159	0	2,442	2,100	342
Monroe	879	3,761	269	0	4,909	4,163	746
Schuylkill	287	2,384	160	0	2,831	2,528	303
Washington	642	2,822	87	0	3,551	3,038	513
<b><u>5th Class Counties</u></b>							
Adams	224	1,711	30	0	1,965	1,750	215
Blair	282	2,636	140	0	3,058	2,754	304
Lawrence	142	1,392	96	0	1,630	1,453	177
Lebanon	194	1,623	56	0	1,873	1,658	215
Lycoming	265	1,970	90	0	2,325	2,099	226
Mercer	210	2,106	142	0	2,458	2,248	210
Northumberland	364	1,863	72	0	2,299	2,025	274

Magisterial District Judge - 2022 Criminal Available for Processing

	Cases Pending 1/1/22	New Cases Filed	Active Warrant Status Change	Closed Case Status Change	Cases Available for Processing	Cases Processed	Cases Pending 12/31/22
<b><u>6th Class Counties</u></b>							
Armstrong	299	1,339	74	0	1,712	1,428	284
Bedford	90	641	33	0	764	683	81
Bradford	139	904	55	0	1,098	958	140
Carbon	199	1,169	43	0	1,411	1,215	196
Clarion	82	560	20	0	662	570	92
Clearfield	162	1,469	38	0	1,669	1,489	180
Clinton	69	582	31	0	682	614	68
Columbia	138	1,199	23	2	1,362	1,251	111
Crawford	204	1,249	34	0	1,487	1,233	254
Elk	70	577	20	0	667	627	40
Greene	110	486	23	0	619	500	119
Huntingdon	43	501	16	0	560	516	44
Indiana	229	1,231	29	0	1,489	1,286	203
Jefferson	111	748	14	0	873	768	105
McKean	138	831	33	0	1,002	854	148
Mifflin	62	646	10	0	718	650	68
Perry	93	834	21	0	948	849	99
Pike	146	786	25	0	957	803	154
Somerset	149	1,001	22	0	1,172	1,066	106
Susquehanna	128	612	59	0	799	710	89
Tioga	105	469	22	0	596	535	61
Venango	81	768	36	0	885	814	71
Warren	89	506	45	0	640	565	75
Wayne	60	428	37	0	525	479	46
<b><u>7th Class Counties</u></b>							
Juniata	68	232	5	0	305	246	59
Snyder	104	457	19	0	580	527	53
Union	96	360	6	0	462	406	56
Wyoming	67	377	21	0	465	413	52
<b><u>8th Class Counties</u></b>							
Cameron	23	60	4	0	87	75	12
Forest	37	102	4	0	143	112	31
Fulton	52	221	12	0	285	238	47
Montour	30	164	9	1	204	175	29
Potter	52	273	5	0	330	297	33
Sullivan	14	75	7	0	96	79	17



Magisterial District Judge - 2022 New Criminal Cases by Offense Type

	Drug	%	Property	%	Motor Vehicle DUI	%	Person	%	Public Order	%
<b><u>2nd Class County</u></b>										
Allegheny	2,311	11.4	4,880	24.1	2,414	11.9	6,353	31.3	2,639	13.0
<b><u>2A Class Counties</u></b>										
Bucks	1,494	20.3	2,142	29.1	1,717	23.4	1,078	14.7	608	8.3
Delaware	1,114	13.7	2,258	27.7	1,427	17.5	1,928	23.7	781	9.6
Lancaster	1,185	14.6	1,493	18.4	2,941	36.3	1,238	15.3	798	9.9
Montgomery	1,267	13.6	3,146	33.8	1,891	20.3	1,837	19.7	731	7.8
<b><u>3rd Class Counties</u></b>										
Berks	878	16.3	1,398	26.0	996	18.5	1,325	24.6	502	9.3
Chester	745	13.0	1,336	23.3	1,792	31.2	1,129	19.6	539	9.4
Cumberland	464	11.9	984	25.1	1,052	26.9	727	18.6	468	12.0
Dauphin	1,535	19.9	1,504	19.5	1,352	17.5	1,510	19.6	1,248	16.2
Erie	490	9.5	1,417	27.4	1,048	20.3	1,163	22.5	772	14.9
Lackawanna	955	23.9	691	17.3	474	11.9	1,043	26.1	628	15.7
Lehigh	1,115	19.3	1,234	21.4	1,465	25.4	1,064	18.4	586	10.2
Luzerne	1,221	20.7	1,241	21.0	1,210	20.5	1,092	18.5	845	14.3
Northampton	726	18.3	904	22.8	973	24.6	725	18.3	452	11.4
Westmoreland	1,003	17.9	1,315	23.5	1,164	20.8	1,232	22.0	585	10.4
York	1,267	17.2	1,477	20.0	1,844	25.0	1,211	16.4	1,019	13.8
<b><u>4th Class Counties</u></b>										
Beaver	421	13.0	730	22.6	781	24.2	767	23.7	393	12.2
Butler	276	12.8	528	24.5	628	29.1	341	15.8	268	12.4
Cambria	266	13.3	436	21.7	430	21.4	547	27.3	240	12.0
Centre	338	21.8	418	27.0	402	26.0	217	14.0	125	8.1
Fayette	610	19.5	771	24.6	602	19.2	669	21.4	326	10.4
Franklin	159	8.5	472	25.2	481	25.6	453	24.1	198	10.6
Monroe	597	15.9	602	16.0	1,353	36.0	620	16.5	424	11.3
Schuylkill	518	21.7	595	25.0	344	14.4	514	21.6	289	12.1
Washington	400	14.2	599	21.2	628	22.3	673	23.8	361	12.8
<b><u>5th Class Counties</u></b>										
Adams	202	11.8	172	10.1	915	53.5	212	12.4	131	7.7
Blair	627	23.8	658	25.0	335	12.7	534	20.3	328	12.4
Lawrence	266	19.1	301	21.6	300	21.6	330	23.7	140	10.1
Lebanon	441	27.2	301	18.5	397	24.5	223	13.7	176	10.8
Lycoming	437	22.2	362	18.4	449	22.8	402	20.4	231	11.7
Mercer	298	14.2	459	21.8	422	20.0	493	23.4	315	15.0
Northumberland	371	19.9	342	18.4	370	19.9	414	22.2	285	15.3

Magisterial District Judge - 2022 New Criminal Cases by Offense Type

	Weapon	%	Motor Vehicle Other	%	Unreported	%	Other	%	Total
<b><u>2nd Class County</u></b>									
Allegheny	951	4.7	434	2.1	225	1.1	80	0.4	20,287
<b><u>2A Class Counties</u></b>									
Bucks	171	2.3	131	1.8	2	<0.1	7	0.1	7,350
Delaware	527	6.5	103	1.3	2	<0.1	10	0.1	8,150
Lancaster	171	2.1	226	2.8	12	0.1	31	0.4	8,095
Montgomery	301	3.2	129	1.4	1	<0.1	11	0.1	9,314
<b><u>3rd Class Counties</u></b>									
Berks	202	3.8	73	1.4	1	<0.1	9	0.2	5,384
Chester	109	1.9	82	1.4	3	0.1	11	0.2	5,746
Cumberland	96	2.5	94	2.4	5	0.1	25	0.6	3,915
Dauphin	296	3.8	192	2.5	11	0.1	64	0.8	7,712
Erie	154	3.0	97	1.9	12	0.2	11	0.2	5,164
Lackawanna	150	3.8	41	1.0	0	--	15	0.4	3,997
Lehigh	157	2.7	140	2.4	6	0.1	6	0.1	5,773
Luzerne	176	3.0	94	1.6	9	0.2	8	0.1	5,896
Northampton	70	1.8	83	2.1	14	0.4	13	0.3	3,960
Westmoreland	173	3.1	102	1.8	17	0.3	11	0.2	5,602
York	257	3.5	284	3.8	7	0.1	21	0.3	7,387
<b><u>4th Class Counties</u></b>									
Beaver	80	2.5	53	1.6	3	0.1	5	0.2	3,233
Butler	62	2.9	43	2.0	2	0.1	7	0.3	2,155
Cambria	38	1.9	45	2.2	1	<0.1	2	0.1	2,005
Centre	22	1.4	20	1.3	3	0.2	2	0.1	1,547
Fayette	76	2.4	67	2.1	0	--	7	0.2	3,128
Franklin	45	2.4	47	2.5	0	--	21	1.1	1,876
Monroe	100	2.7	51	1.4	1	<0.1	13	0.3	3,761
Schuylkill	63	2.6	51	2.1	2	0.1	8	0.3	2,384
Washington	67	2.4	88	3.1	2	0.1	4	0.1	2,822
<b><u>5th Class Counties</u></b>									
Adams	42	2.5	32	1.9	0	--	5	0.3	1,711
Blair	78	3.0	63	2.4	1	<0.1	12	0.5	2,636
Lawrence	41	2.9	12	0.9	1	0.1	1	0.1	1,392
Lebanon	25	1.5	54	3.3	0	--	6	0.4	1,623
Lycoming	56	2.8	28	1.4	0	--	5	0.3	1,970
Mercer	71	3.4	41	1.9	1	<0.1	6	0.3	2,106
Northumberland	51	2.7	26	1.4	0	--	4	0.2	1,863

Magisterial District Judge - 2022 New Criminal Cases by Offense Type

	Drug	%	Property	%	Motor Vehicle DUI	%	Person	%	Public Order	%
<b><u>6th Class Counties</u></b>										
Armstrong	234	17.5	196	14.6	455	34.0	271	20.2	127	9.5
Bedford	111	17.3	109	17.0	167	26.1	149	23.2	76	11.9
Bradford	211	23.3	182	20.1	189	20.9	172	19.0	107	11.8
Carbon	183	15.7	210	18.0	360	30.8	207	17.7	167	14.3
Clarion	76	13.6	99	17.7	196	35.0	103	18.4	64	11.4
Clearfield	276	18.8	258	17.6	366	24.9	237	16.1	278	18.9
Clinton	77	13.2	125	21.5	193	33.2	95	16.3	50	8.6
Columbia	324	27.0	230	19.2	271	22.6	167	13.9	150	12.5
Crawford	294	23.5	260	20.8	294	23.5	206	16.5	124	9.9
Elk	139	24.1	92	15.9	169	29.3	81	14.0	77	13.3
Greene	49	10.1	97	20.0	121	24.9	118	24.3	65	13.4
Huntingdon	86	17.2	112	22.4	92	18.4	132	26.3	51	10.2
Indiana	207	16.8	214	17.4	410	33.3	243	19.7	128	10.4
Jefferson	115	15.4	101	13.5	273	36.5	153	20.5	73	9.8
McKean	209	25.2	154	18.5	206	24.8	128	15.4	86	10.3
Mifflin	95	14.7	169	26.2	159	24.6	115	17.8	64	9.9
Perry	118	14.1	112	13.4	374	44.8	128	15.3	76	9.1
Pike	150	19.1	147	18.7	267	34.0	102	13.0	89	11.3
Somerset	164	16.4	223	22.3	275	27.5	195	19.5	107	10.7
Susquehanna	202	33.0	80	13.1	157	25.7	70	11.4	87	14.2
Tioga	89	19.0	106	22.6	136	29.0	71	15.1	45	9.6
Venango	138	18.0	140	18.2	146	19.0	184	24.0	121	15.8
Warren	63	12.5	135	26.7	132	26.1	96	19.0	59	11.7
Wayne	55	12.9	110	25.7	87	20.3	93	21.7	69	16.1
<b><u>7th Class Counties</u></b>										
Juniata	33	14.2	40	17.2	58	25.0	52	22.4	33	14.2
Snyder	74	16.2	128	28.0	106	23.2	77	16.8	47	10.3
Union	40	11.1	103	28.6	106	29.4	64	17.8	34	9.4
Wyoming	101	26.8	48	12.7	120	31.8	46	12.2	36	9.5
<b><u>8th Class Counties</u></b>										
Cameron	10	16.7	13	21.7	17	28.3	12	20.0	6	10.0
Forest	17	16.7	15	14.7	34	33.3	14	13.7	16	15.7
Fulton	39	17.6	50	22.6	68	30.8	38	17.2	12	5.4
Montour	30	18.3	35	21.3	44	26.8	39	23.8	10	6.1
Potter	59	21.6	52	19.0	70	25.6	47	17.2	26	9.5
Sullivan	23	30.7	14	18.7	16	21.3	17	22.7	3	4.0

Magisterial District Judge - 2022 New Criminal Cases by Offense Type

	Weapon	%	Motor Vehicle Other	%	Unreported	%	Other	%	Total
<b><u>6th Class Counties</u></b>									
Armstrong	19	1.4	33	2.5	0	--	4	0.3	1,339
Bedford	10	1.6	16	2.5	1	0.2	2	0.3	641
Bradford	17	1.9	16	1.8	1	0.1	9	1.0	904
Carbon	27	2.3	13	1.1	0	--	2	0.2	1,169
Clarion	11	2.0	11	2.0	0	--	0	--	560
Clearfield	36	2.5	16	1.1	0	--	2	0.1	1,469
Clinton	26	4.5	14	2.4	0	--	2	0.3	582
Columbia	33	2.8	19	1.6	0	--	5	0.4	1,199
Crawford	24	1.9	44	3.5	0	--	3	0.2	1,249
Elk	9	1.6	9	1.6	1	0.2	0	--	577
Greene	10	2.1	21	4.3	0	--	5	1.0	486
Huntingdon	18	3.6	8	1.6	0	--	2	0.4	501
Indiana	12	1.0	12	1.0	2	0.2	3	0.2	1,231
Jefferson	8	1.1	21	2.8	1	0.1	3	0.4	748
McKean	9	1.1	32	3.9	3	0.4	4	0.5	831
Mifflin	16	2.5	25	3.9	0	--	3	0.5	646
Perry	14	1.7	8	1.0	0	--	4	0.5	834
Pike	22	2.8	6	0.8	2	0.3	1	0.1	786
Somerset	22	2.2	6	0.6	1	0.1	8	0.8	1,001
Susquehanna	10	1.6	3	0.5	0	--	3	0.5	612
Tioga	15	3.2	3	0.6	0	--	4	0.9	469
Venango	22	2.9	11	1.4	0	--	6	0.8	768
Warren	11	2.2	10	2.0	0	--	0	--	506
Wayne	4	0.9	9	2.1	0	--	1	0.2	428
<b><u>7th Class Counties</u></b>									
Juniata	7	3.0	7	3.0	1	0.4	1	0.4	232
Snyder	15	3.3	6	1.3	0	--	4	0.9	457
Union	8	2.2	3	0.8	0	--	2	0.6	360
Wyoming	9	2.4	13	3.4	0	--	4	1.1	377
<b><u>8th Class Counties</u></b>									
Cameron	1	1.7	1	1.7	0	--	0	--	60
Forest	3	2.9	3	2.9	0	--	0	--	102
Fulton	4	1.8	10	4.5	0	--	0	--	221
Montour	3	1.8	2	1.2	0	--	1	0.6	164
Potter	10	3.7	5	1.8	0	--	4	1.5	273
Sullivan	1	1.3	1	1.3	0	--	0	--	75

Magisterial District Judge - 2022 Criminal Processed and Inactive

	Waiver of Preliminary Hearing	%	Held for Court	%	Dismissed	%	Withdrawn	%	Guilty Plea	%
<b><u>2nd Class County</u></b>										
Allegheny	5,034	21.5	4,137	17.7	6,860	29.3	5,229	22.3	4	<0.1
<b><u>2A Class Counties</u></b>										
Bucks	3,673	46.4	2,527	31.9	875	11.1	218	2.8	143	1.8
Delaware	2,120	22.7	3,305	35.4	2,033	21.8	488	5.2	0	--
Lancaster	3,532	41.4	708	8.3	774	9.1	321	3.8	1,059	12.4
Montgomery	4,216	42.4	2,852	28.7	1,448	14.6	590	5.9	2	<0.1
<b><u>3rd Class Counties</u></b>										
Berks	2,233	38.7	1,798	31.2	1,035	17.9	271	4.7	0	--
Chester	2,720	44.1	1,260	20.4	1,369	22.2	176	2.9	1	<0.1
Cumberland	2,062	48.3	666	15.6	707	16.5	229	5.4	378	8.8
Dauphin	3,448	41.9	1,477	18.0	1,140	13.9	322	3.9	1,066	13.0
Erie	2,052	38.8	803	15.2	934	17.7	567	10.7	600	11.3
Lackawanna	1,781	42.4	161	3.8	785	18.7	419	10.0	609	14.5
Lehigh	2,835	45.9	780	12.6	1,222	19.8	140	2.3	783	12.7
Luzerne	2,284	37.2	1,342	21.9	1,209	19.7	208	3.4	753	12.3
Northampton	2,307	55.0	972	23.2	422	10.1	99	2.4	152	3.6
Westmoreland	4,188	68.4	336	5.5	440	7.2	581	9.5	0	--
York	1,769	23.4	3,538	46.9	1,025	13.6	263	3.5	538	7.1
<b><u>4th Class Counties</u></b>										
Beaver	1,696	50.0	231	6.8	877	25.9	67	2.0	256	7.6
Butler	1,200	53.3	496	22.0	314	13.9	60	2.7	73	3.2
Cambria	1,056	50.7	217	10.4	354	17.0	293	14.1	2	0.1
Centre	1,245	79.6	150	9.6	37	2.4	72	4.6	0	--
Fayette	1,617	49.1	636	19.3	640	19.4	73	2.2	15	0.5
Franklin	1,379	65.7	128	6.1	243	11.6	196	9.3	0	--
Monroe	2,025	48.6	518	12.4	362	8.7	278	6.7	701	16.8
Schuylkill	971	38.4	593	23.5	246	9.7	286	11.3	261	10.3
Washington	1,433	47.2	678	22.3	538	17.7	231	7.6	5	0.2
<b><u>5th Class Counties</u></b>										
Adams	1,238	70.7	281	16.1	74	4.2	51	2.9	57	3.3
Blair	1,473	53.5	608	22.1	160	5.8	134	4.9	229	8.3
Lawrence	652	44.9	207	14.2	104	7.2	296	20.4	90	6.2
Lebanon	1,223	73.8	294	17.7	30	1.8	27	1.6	0	--
Lycoming	1,174	55.9	376	17.9	172	8.2	164	7.8	105	5.0
Mercer	186	8.3	1,070	47.6	193	8.6	312	13.9	346	15.4
Northumberland	781	38.6	477	23.6	172	8.5	77	3.8	324	16.0

Magisterial District Judge - 2022 Criminal Processed and Inactive

	Pre-Dispositional Warrant	%	Uncategorized	%	Post- Dispositional Other	%	Cases Processed
<b><u>2nd Class County</u></b>							
Allegheny	1,815	7.7	186	0.8	157	0.7	23,422
<b><u>2A Class Counties</u></b>							
Bucks	401	5.1	44	0.6	34	0.4	7,915
Delaware	801	8.6	266	2.9	310	3.3	9,323
Lancaster	562	6.6	1,550	18.2	33	0.4	8,539
Montgomery	615	6.2	141	1.4	68	0.7	9,932
<b><u>3rd Class Counties</u></b>							
Berks	408	7.1	17	0.3	10	0.2	5,772
Chester	519	8.4	101	1.6	24	0.4	6,170
Cumberland	191	4.5	23	0.5	16	0.4	4,272
Dauphin	523	6.4	196	2.4	52	0.6	8,224
Erie	234	4.4	82	1.6	18	0.3	5,290
Lackawanna	390	9.3	29	0.7	22	0.5	4,196
Lehigh	343	5.6	48	0.8	25	0.4	6,176
Luzerne	264	4.3	39	0.6	41	0.7	6,140
Northampton	205	4.9	26	0.6	12	0.3	4,195
Westmoreland	476	7.8	62	1.0	40	0.7	6,123
York	359	4.8	33	0.4	25	0.3	7,550
<b><u>4th Class Counties</u></b>							
Beaver	221	6.5	11	0.3	30	0.9	3,389
Butler	98	4.3	2	0.1	10	0.4	2,253
Cambria	117	5.6	29	1.4	15	0.7	2,083
Centre	56	3.6	1	0.1	3	0.2	1,564
Fayette	213	6.5	56	1.7	44	1.3	3,294
Franklin	130	6.2	15	0.7	9	0.4	2,100
Monroe	233	5.6	18	0.4	28	0.7	4,163
Schuylkill	119	4.7	34	1.3	18	0.7	2,528
Washington	102	3.4	28	0.9	23	0.8	3,038
<b><u>5th Class Counties</u></b>							
Adams	46	2.6	1	0.1	2	0.1	1,750
Blair	116	4.2	22	0.8	12	0.4	2,754
Lawrence	78	5.4	12	0.8	14	1.0	1,453
Lebanon	66	4.0	9	0.5	9	0.5	1,658
Lycoming	83	4.0	20	1.0	5	0.2	2,099
Mercer	104	4.6	32	1.4	5	0.2	2,248
Northumberland	69	3.4	118	5.8	7	0.3	2,025

Magisterial District Judge - 2022 Criminal Processed and Inactive

	Waiver of Preliminary Hearing	%	Held for Court	%	Dismissed	%	Withdrawn	%	Guilty Plea	%	
<b><u>6th Class Counties</u></b>											
Armstrong	835	58.5	148	10.4	196	13.7	131	9.2	0	--	
Bedford	462	67.6	93	13.6	35	5.1	53	7.8	8	1.2	
Bradford	502	52.4	96	10.0	81	8.5	20	2.1	192	20.0	
Carbon	724	59.6	190	15.6	118	9.7	70	5.8	69	5.7	
Clarion	387	67.9	71	12.5	47	8.2	41	7.2	2	0.4	
Clearfield	849	57.0	231	15.5	77	5.2	52	3.5	229	15.4	
Clinton	458	74.6	47	7.7	48	7.8	29	4.7	0	--	
Columbia	603	48.2	231	18.5	117	9.4	102	8.2	150	12.0	
Crawford	647	52.5	345	28.0	92	7.5	64	5.2	33	2.7	
Elk	501	79.9	29	4.6	46	7.3	26	4.1	0	--	
Greene	115	23.0	236	47.2	90	18.0	15	3.0	0	--	
Huntingdon	394	76.4	86	16.7	7	1.4	14	2.7	0	--	
Indiana	613	47.7	220	17.1	227	17.7	50	3.9	119	9.3	
Jefferson	570	74.2	92	12.0	44	5.7	27	3.5	14	1.8	
McKean	413	48.4	111	13.0	87	10.2	33	3.9	151	17.7	
Mifflin	446	68.6	65	10.0	51	7.8	24	3.7	34	5.2	
Perry	542	63.8	170	20.0	32	3.8	30	3.5	3	0.4	
Pike	451	56.2	167	20.8	57	7.1	17	2.1	73	9.1	
Somerset	572	53.7	222	20.8	110	10.3	91	8.5	0	--	
Susquehanna	360	50.7	26	3.7	55	7.7	45	6.3	149	21.0	
Tioga	319	59.6	83	15.5	43	8.0	23	4.3	31	5.8	
Venango	304	37.3	325	39.9	31	3.8	35	4.3	84	10.3	
Warren	271	48.0	32	5.7	76	13.5	57	10.1	87	15.4	
Wayne	243	50.7	76	15.9	44	9.2	29	6.1	61	12.7	
<b><u>7th Class Counties</u></b>											
Juniata	180	73.2	35	14.2	10	4.1	5	2.0	4	1.6	
Snyder	321	60.9	78	14.8	32	6.1	36	6.8	45	8.5	
Union	176	43.3	159	39.2	26	6.4	11	2.7	21	5.2	
Wyoming	297	71.9	64	15.5	15	3.6	21	5.1	5	1.2	
<b><u>8th Class Counties</u></b>											
Cameron	35	46.7	22	29.3	6	8.0	9	12.0	0	--	
Forest	65	58.0	4	3.6	6	5.4	12	10.7	18	16.1	
Fulton	160	67.2	15	6.3	18	7.6	28	11.8	0	--	
Montour	86	49.1	26	14.9	20	11.4	6	3.4	25	14.3	
Potter	207	69.7	58	19.5	7	2.4	16	5.4	0	--	
Sullivan	43	54.4	6	7.6	10	12.7	10	12.7	0	--	

Magisterial District Judge - 2022 Criminal Processed and Inactive

	Pre-Dispositional Warrant	%	Uncategorized	%	Post- Dispositional Other	%	Cases Processed
<b><u>6th Class Counties</u></b>							
Armstrong	72	5.0	37	2.6	9	0.6	1,428
Bedford	25	3.7	5	0.7	2	0.3	683
Bradford	59	6.2	6	0.6	2	0.2	958
Carbon	33	2.7	6	0.5	5	0.4	1,215
Clarion	15	2.6	3	0.5	4	0.7	570
Clearfield	35	2.4	11	0.7	5	0.3	1,489
Clinton	32	5.2	0	--	0	--	614
Columbia	42	3.4	0	--	6	0.5	1,251
Crawford	38	3.1	5	0.4	9	0.7	1,233
Elk	21	3.3	0	--	4	0.6	627
Greene	25	5.0	18	3.6	1	0.2	500
Huntingdon	14	2.7	0	--	1	0.2	516
Indiana	33	2.6	20	1.6	4	0.3	1,286
Jefferson	9	1.2	8	1.0	4	0.5	768
McKean	42	4.9	16	1.9	1	0.1	854
Mifflin	21	3.2	4	0.6	5	0.8	650
Perry	27	3.2	44	5.2	1	0.1	849
Pike	28	3.5	7	0.9	3	0.4	803
Somerset	33	3.1	35	3.3	3	0.3	1,066
Susquehanna	69	9.7	3	0.4	3	0.4	710
Tioga	30	5.6	3	0.6	3	0.6	535
Venango	32	3.9	0	--	3	0.4	814
Warren	39	6.9	2	0.4	1	0.2	565
Wayne	20	4.2	2	0.4	4	0.8	479
<b><u>7th Class Counties</u></b>							
Juniata	6	2.4	4	1.6	2	0.8	246
Snyder	12	2.3	3	0.6	0	--	527
Union	10	2.5	2	0.5	1	0.2	406
Wyoming	10	2.4	0	--	1	0.2	413
<b><u>8th Class Counties</u></b>							
Cameron	2	2.7	0	--	1	1.3	75
Forest	1	0.9	0	--	6	5.4	112
Fulton	11	4.6	4	1.7	2	0.8	238
Montour	10	5.7	0	--	2	1.1	175
Potter	4	1.3	1	0.3	4	1.3	297
Sullivan	10	12.7	0	--	0	--	79



Magisterial District Judge - 2022 Age of Pending Criminal

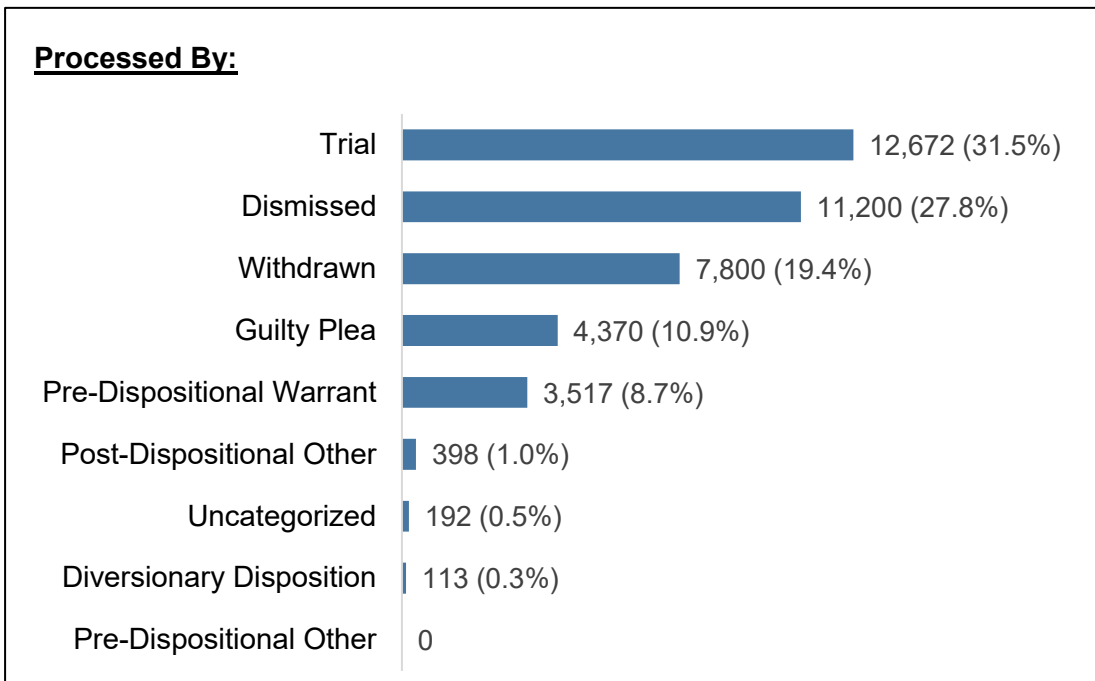
	0-60 Days	%	61-120 Days	%	121-180 Days	%	181-240 Days	%	241-300 Days	%	301-360 Days	%	Over 360 Days	%
<b><u>2nd Class County</u></b>														
Allegheny	2,524	40.6	1,183	19.0	595	9.6	268	4.3	134	2.2	71	1.1	1,441	23.2
<b><u>2A Class Counties</u></b>														
Bucks	939	59.2	381	24.0	148	9.3	56	3.5	23	1.4	8	0.5	32	2.0
Delaware	1,090	43.1	535	21.1	311	12.3	157	6.2	98	3.9	80	3.2	260	10.3
Lancaster	629	77.2	102	12.5	38	4.7	12	1.5	5	0.6	5	0.6	24	2.9
Montgomery	1,112	49.1	450	19.9	208	9.2	67	3.0	45	2.0	28	1.2	355	15.7
<b><u>3rd Class Counties</u></b>														
Berks	590	65.9	214	23.9	53	5.9	16	1.8	2	0.2	2	0.2	18	2.0
Chester	766	54.7	336	24.0	150	10.7	64	4.6	27	1.9	12	0.9	45	3.2
Cumberland	456	68.8	122	18.4	42	6.3	17	2.6	10	1.5	3	0.5	13	2.0
Dauphin	777	57.9	244	18.2	73	5.4	24	1.8	12	0.9	1	0.1	210	15.7
Erie	642	64.7	213	21.5	65	6.5	28	2.8	18	1.8	4	0.4	23	2.3
Lackawanna	407	51.8	147	18.7	46	5.9	7	0.9	6	0.8	4	0.5	169	21.5
Lehigh	673	65.9	229	22.4	65	6.4	27	2.6	12	1.2	2	0.2	13	1.3
Luzerne	688	59.0	206	17.7	71	6.1	18	1.5	12	1.0	9	0.8	162	13.9
Northampton	469	65.0	138	19.1	55	7.6	18	2.5	7	1.0	4	0.6	30	4.2
Westmoreland	650	59.7	228	20.9	99	9.1	30	2.8	16	1.5	11	1.0	55	5.1
York	1,043	73.6	246	17.3	35	2.5	23	1.6	9	0.6	2	0.1	60	4.2
<b><u>4th Class Counties</u></b>														
Beaver	322	50.5	136	21.4	53	8.3	25	3.9	6	0.9	1	0.2	94	14.8
Butler	252	68.1	82	22.2	20	5.4	3	0.8	4	1.1	3	0.8	6	1.6
Cambria	237	65.5	56	15.5	29	8.0	3	0.8	3	0.8	2	0.6	32	8.8
Centre	148	67.9	24	11.0	2	0.9	3	1.4	0	--	0	--	41	18.8
Fayette	352	58.2	158	26.1	50	8.3	28	4.6	7	1.2	2	0.3	8	1.3
Franklin	191	55.8	47	13.7	10	2.9	8	2.3	4	1.2	0	--	82	24.0
Monroe	475	63.7	186	24.9	44	5.9	20	2.7	4	0.5	2	0.3	15	2.0
Schuylkill	251	82.8	38	12.5	7	2.3	3	1.0	1	0.3	0	--	3	1.0
Washington	357	69.6	82	16.0	22	4.3	9	1.8	3	0.6	4	0.8	36	7.0
<b><u>5th Class Counties</u></b>														
Adams	169	78.6	32	14.9	7	3.3	1	0.5	1	0.5	2	0.9	3	1.4
Blair	254	83.6	35	11.5	3	1.0	0	--	0	--	0	--	12	3.9
Lawrence	127	71.8	32	18.1	6	3.4	8	4.5	0	--	1	0.6	3	1.7
Lebanon	168	78.1	25	11.6	2	0.9	0	--	1	0.5	0	--	19	8.8
Lycoming	162	71.7	37	16.4	8	3.5	5	2.2	4	1.8	0	--	10	4.4
Mercer	160	76.2	27	12.9	9	4.3	1	0.5	1	0.5	0	--	12	5.7
Northumberland	179	65.3	47	17.2	21	7.7	7	2.6	4	1.5	0	--	16	5.8

Magisterial District Judge - 2022 Age of Pending Criminal

	0-60 Days	%	61-120 Days	%	121-180 Days	%	181-240 Days	%	241-300 Days	%	301-360 Days	%	Over 360 Days	%
<b><u>6th Class Counties</u></b>														
Armstrong	142	50.0	77	27.1	23	8.1	13	4.6	5	1.8	0	--	24	8.5
Bedford	55	67.9	21	25.9	1	1.2	0	--	1	1.2	0	--	3	3.7
Bradford	94	67.1	16	11.4	12	8.6	1	0.7	4	2.9	4	2.9	9	6.4
Carbon	164	83.7	23	11.7	6	3.1	1	0.5	0	--	0	--	2	1.0
Clarion	69	75.0	15	16.3	4	4.3	1	1.1	3	3.3	0	--	0	--
Clearfield	139	77.2	30	16.7	3	1.7	0	--	2	1.1	0	--	6	3.3
Clinton	47	69.1	11	16.2	7	10.3	0	--	0	--	0	--	3	4.4
Columbia	90	81.1	16	14.4	3	2.7	1	0.9	0	--	0	--	1	0.9
Crawford	190	74.8	41	16.1	9	3.5	4	1.6	1	0.4	0	--	9	3.5
Elk	36	90.0	4	10.0	0	--	0	--	0	--	0	--	0	--
Greene	59	49.6	37	31.1	11	9.2	2	1.7	4	3.4	1	0.8	5	4.2
Huntingdon	36	81.8	6	13.6	1	2.3	0	--	0	--	0	--	1	2.3
Indiana	126	62.1	54	26.6	12	5.9	6	3.0	0	--	2	1.0	3	1.5
Jefferson	78	74.3	13	12.4	11	10.5	1	1.0	1	1.0	0	--	1	1.0
McKean	105	70.9	24	16.2	3	2.0	2	1.4	1	0.7	0	--	13	8.8
Mifflin	63	92.6	5	7.4	0	--	0	--	0	--	0	--	0	--
Perry	77	77.8	15	15.2	2	2.0	0	--	0	--	0	--	5	5.1
Pike	113	73.4	24	15.6	6	3.9	2	1.3	1	0.6	0	--	8	5.2
Somerset	86	81.1	15	14.2	1	0.9	2	1.9	0	--	1	0.9	1	0.9
Susquehanna	47	52.8	23	25.8	5	5.6	5	5.6	2	2.2	1	1.1	6	6.7
Tioga	33	54.1	15	24.6	6	9.8	1	1.6	0	--	0	--	6	9.8
Venango	54	76.1	6	8.5	1	1.4	1	1.4	1	1.4	1	1.4	7	9.9
Warren	45	60.0	18	24.0	4	5.3	1	1.3	0	--	0	--	7	9.3
Wayne	34	73.9	4	8.7	1	2.2	0	--	1	2.2	0	--	6	13.0
<b><u>7th Class Counties</u></b>														
Juniata	32	54.2	4	6.8	2	3.4	1	1.7	0	--	0	--	20	33.9
Snyder	40	75.5	8	15.1	4	7.5	1	1.9	0	--	0	--	0	--
Union	38	67.9	11	19.6	2	3.6	0	--	0	--	0	--	5	8.9
Wyoming	39	75.0	10	19.2	1	1.9	0	--	1	1.9	0	--	1	1.9
<b><u>8th Class Counties</u></b>														
Cameron	6	50.0	2	16.7	2	16.7	0	--	0	--	0	--	2	16.7
Forest	22	71.0	3	9.7	0	--	1	3.2	0	--	0	--	5	16.1
Fulton	34	72.3	10	21.3	0	--	0	--	0	--	0	--	3	6.4
Montour	11	37.9	3	10.3	0	--	2	6.9	5	17.2	0	--	8	27.6
Potter	26	78.8	2	6.1	3	9.1	0	--	0	--	0	--	2	6.1
Sullivan	15	88.2	2	11.8	0	--	0	--	0	--	0	--	0	--

## 2022 Magisterial District Judge State Totals Private Summary Complaints

Cases Pending 1/1/22	11,183	Age of Pending Cases		
New Cases Filed	36,689	<b>0-60 Days</b>	4,093	39.1%
Active Warrant Status Change	2,858	<b>61-120 Days</b>	1,651	15.8%
Closed Case Status Change	7	<b>121-180 Days</b>	628	6.0%
		<b>181-240 Days</b>	333	3.2%
<b>Cases Available for Processing</b>	<b>50,737</b>	<b>241-300 Days</b>	362	3.5%
		<b>301-360 Days</b>	225	2.1%
<b>Cases Processed and Inactive</b>	<b>40,262</b>	<b>Over 360 Days</b>	3,183	30.4%
<b>Cases Pending 12/31/22</b>	<b>10,475</b>	<b>Total</b>	<b>10,475</b>	



\* Trial Guilty                    10,453        (82.5%)

  Trial Not Guilty            2,219        (17.5%)

Magisterial District Judge - 2022 Private Summary Complaints Available for Processing

	Cases Pending 1/1/22	New Cases Filed	Active Warrant Status Change	Closed Case Status Change	Cases Available for Processing	Cases Processed	Cases Pending 12/31/22
<b><u>2nd Class County</u></b>							
Allegheny	4,285	12,460	594	1	17,340	13,301	4,039
<b><u>2A Class Counties</u></b>							
Bucks	2	12	0	0	14	11	3
Delaware	85	75	14	0	174	102	72
Lancaster	76	532	65	0	673	612	61
Montgomery	36	193	61	0	290	233	57
<b><u>3rd Class Counties</u></b>							
Berks	109	370	89	0	568	444	124
Chester	15	83	2	0	100	75	25
Cumberland	103	730	44	0	877	779	98
Dauphin	152	672	75	0	899	765	134
Erie	280	1,017	77	1	1,375	976	399
Lackawanna	395	806	104	0	1,305	1,054	251
Lehigh	19	121	67	0	207	189	18
Luzerne	1,376	1,150	123	0	2,649	1,336	1,313
Northampton	76	365	22	0	463	398	65
Westmoreland	660	1,557	225	0	2,442	1,860	582
York	711	2,473	92	0	3,276	2,629	647
<b><u>4th Class Counties</u></b>							
Beaver	239	584	109	0	932	738	194
Butler	40	190	7	0	237	152	85
Cambria	79	427	13	0	519	458	61
Centre	46	340	4	0	390	301	89
Fayette	523	2,405	359	0	3,287	2,791	496
Franklin	159	467	13	0	639	548	91
Monroe	153	1,199	72	0	1,424	1,250	174
Schuylkill	2	18	1	0	21	21	0
Washington	44	180	25	0	249	220	29
<b><u>5th Class Counties</u></b>							
Adams	317	1,382	108	0	1,807	1,578	229
Blair	36	384	147	0	567	534	33
Lawrence	43	126	2	0	171	164	7
Lebanon	3	40	7	0	50	41	9
Lycoming	59	397	13	0	469	362	107
Mercer	152	1,509	102	0	1,763	1,626	137
Northumberland	97	671	46	0	814	757	57

Magisterial District Judge - 2022 Private Summary Complaints Available for Processing

	Cases Pending 1/1/22	New Cases Filed	Active Warrant Status Change	Closed Case Status Change	Cases Available for Processing	Cases Processed	Cases Pending 12/31/22
<b><u>6th Class Counties</u></b>							
Armstrong	17	84	4	0	105	98	7
Bedford	30	134	1	0	165	137	28
Bradford	64	355	5	0	424	370	54
Carbon	11	111	3	0	125	98	27
Clarion	25	180	7	0	212	203	9
Clearfield	43	176	8	0	227	186	41
Clinton	1	74	1	0	76	64	12
Columbia	17	147	27	0	191	154	37
Crawford	56	76	14	0	146	94	52
Elk	18	140	1	0	159	143	16
Greene	104	187	20	0	311	221	90
Huntingdon	3	85	0	0	88	85	3
Indiana	14	78	10	0	102	79	23
Jefferson	14	177	6	0	197	167	30
McKean	76	349	12	0	437	383	54
Mifflin	33	125	5	0	163	145	18
Perry	8	43	9	0	60	53	7
Pike	9	70	0	0	79	67	12
Somerset	24	155	2	0	181	158	23
Susquehanna	1	7	3	0	11	10	1
Tioga	23	125	2	0	150	135	15
Venango	52	262	21	0	335	281	54
Warren	25	214	0	5	244	191	53
Wayne	43	99	5	0	147	118	29
<b><u>7th Class Counties</u></b>							
Juniata	6	21	0	0	27	22	5
Snyder	28	129	3	0	160	155	5
Union	14	38	3	0	55	44	11
Wyoming	0	1	0	0	1	0	1
<b><u>8th Class Counties</u></b>							
Cameron	0	9	1	0	10	10	0
Forest	7	31	0	0	38	28	10
Fulton	5	16	0	0	21	9	12
Montour	29	15	2	0	46	14	32
Potter	11	41	1	0	53	35	18
Sullivan	0	0	0	0	0	0	0

Magisterial District Judge - 2022 Private Summary Complaints Processed and Inactive

	Dismissed	%	Withdrawn	%	Guilty Plea	%	Trial Guilty	%	Pre-Dispositional Warrant	%	Trial Not Guilty	%
<b><u>2nd Class County</u></b>												
Allegheny	4,403	33.1	3,936	29.6	141	1.1	2,679	20.1	1,282	9.6	649	4.9
<b><u>2A Class Counties</u></b>												
Bucks	1	9.1	3	27.3	3	27.3	2	18.2	1	9.1	1	9.1
Delaware	38	37.3	19	18.6	3	2.9	25	24.5	5	4.9	6	5.9
Lancaster	211	34.5	57	9.3	175	28.6	99	16.2	56	9.2	14	2.3
Montgomery	80	34.3	88	37.8	5	2.1	29	12.4	13	5.6	13	5.6
<b><u>3rd Class Counties</u></b>												
Berks	105	23.6	54	12.2	31	7.0	114	25.7	83	18.7	56	12.6
Chester	23	30.7	13	17.3	7	9.3	9	12.0	1	1.3	17	22.7
Cumberland	165	21.2	93	11.9	90	11.6	352	45.2	17	2.2	47	6.0
Dauphin	202	26.4	67	8.8	38	5.0	394	51.5	11	1.4	42	5.5
Erie	563	57.7	32	3.3	127	13.0	163	16.7	62	6.4	19	1.9
Lackawanna	187	17.7	164	15.6	282	26.8	70	6.6	286	27.1	55	5.2
Lehigh	80	42.3	42	22.2	17	9.0	20	10.6	21	11.1	8	4.2
Luzerne	243	18.2	416	31.1	40	3.0	321	24.0	41	3.1	150	11.2
Northampton	144	36.2	60	15.1	6	1.5	142	35.7	13	3.3	30	7.5
Westmoreland	583	31.3	292	15.7	234	12.6	437	23.5	119	6.4	151	8.1
York	301	11.4	110	4.2	639	24.3	1,299	49.4	152	5.8	122	4.6
<b><u>4th Class Counties</u></b>												
Beaver	335	45.4	91	12.3	25	3.4	242	32.8	17	2.3	23	3.1
Butler	11	7.2	63	41.4	29	19.1	31	20.4	9	5.9	7	4.6
Cambria	111	24.2	68	14.8	94	20.5	170	37.1	5	1.1	4	0.9
Centre	71	23.6	32	10.6	19	6.3	160	53.2	0	--	19	6.3
Fayette	718	25.7	425	15.2	255	9.1	723	25.9	622	22.3	35	1.3
Franklin	115	21.0	121	22.1	59	10.8	174	31.8	42	7.7	33	6.0
Monroe	295	23.6	584	46.7	11	0.9	132	10.6	192	15.4	27	2.2
Schuylkill	0	--	1	4.8	16	76.2	0	--	3	14.3	1	4.8
Washington	62	28.2	20	9.1	16	7.3	86	39.1	5	2.3	25	11.4
<b><u>5th Class Counties</u></b>												
Adams	423	26.8	57	3.6	627	39.7	302	19.1	150	9.5	13	0.8
Blair	247	46.3	103	19.3	49	9.2	80	15.0	29	5.4	21	3.9
Lawrence	29	17.7	26	15.9	33	20.1	44	26.8	4	2.4	24	14.6
Lebanon	5	12.2	3	7.3	3	7.3	17	41.5	3	7.3	10	24.4
Lycoming	117	32.3	91	25.1	34	9.4	92	25.4	2	0.6	23	6.4
Mercer	357	22.0	218	13.4	348	21.4	426	26.2	54	3.3	155	9.5
Northumberland	112	14.8	113	14.9	20	2.6	436	57.6	51	6.7	25	3.3

Magisterial District Judge - 2022 Private Summary Complaints Processed and Inactive

	Post- Dispositional Other	% Uncategorized		Diversionary % Disposition		Pre-Dispositional %	Other	%	Cases Processed
<b><u>2nd Class County</u></b>									
Allegheny	195	1.5	16	0.1	0	--	0	--	13,301
<b><u>2A Class Counties</u></b>									
Bucks	0	--	0	--	0	--	0	--	11
Delaware	1	1.0	5	4.9	0	--	0	--	102
Lancaster	0	--	0	--	0	--	0	--	612
Montgomery	0	--	5	2.1	0	--	0	--	233
<b><u>3rd Class Counties</u></b>									
Berks	0	--	0	--	1	0.2	0	--	444
Chester	0	--	5	6.7	0	--	0	--	75
Cumberland	1	0.1	14	1.8	0	--	0	--	779
Dauphin	9	1.2	2	0.3	0	--	0	--	765
Erie	3	0.3	1	0.1	6	0.6	0	--	976
Lackawanna	8	0.8	2	0.2	0	--	0	--	1,054
Lehigh	1	0.5	0	--	0	--	0	--	189
Luzerne	107	8.0	18	1.3	0	--	0	--	1,336
Northampton	0	--	3	0.8	0	--	0	--	398
Westmoreland	5	0.3	8	0.4	31	1.7	0	--	1,860
York	3	0.1	2	0.1	1	<0.1	0	--	2,629
<b><u>4th Class Counties</u></b>									
Beaver	5	0.7	0	--	0	--	0	--	738
Butler	0	--	2	1.3	0	--	0	--	152
Cambria	3	0.7	3	0.7	0	--	0	--	458
Centre	0	--	0	--	0	--	0	--	301
Fayette	9	0.3	4	0.1	0	--	0	--	2,791
Franklin	1	0.2	0	--	3	0.5	0	--	548
Monroe	5	0.4	4	0.3	0	--	0	--	1,250
Schuylkill	0	--	0	--	0	--	0	--	21
Washington	4	1.8	2	0.9	0	--	0	--	220
<b><u>5th Class Counties</u></b>									
Adams	6	0.4	0	--	0	--	0	--	1,578
Blair	1	0.2	4	0.7	0	--	0	--	534
Lawrence	0	--	4	2.4	0	--	0	--	164
Lebanon	0	--	0	--	0	--	0	--	41
Lycoming	0	--	3	0.8	0	--	0	--	362
Mercer	19	1.2	43	2.6	6	0.4	0	--	1,626
Northumberland	0	--	0	--	0	--	0	--	757

Magisterial District Judge - 2022 Private Summary Complaints Processed and Inactive

	Dismissed	%	Withdrawn	%	Guilty Plea	%	Trial Guilty	%	Pre-Dispositional Warrant	%	Trial Not Guilty	%
<b><u>6th Class Counties</u></b>												
Armstrong	26	26.5	25	25.5	9	9.2	23	23.5	12	12.2	3	3.1
Bedford	23	16.8	12	8.8	53	38.7	41	29.9	2	1.5	6	4.4
Bradford	71	19.2	15	4.1	49	13.2	206	55.7	5	1.4	7	1.9
Carbon	19	19.4	11	11.2	8	8.2	50	51.0	0	--	10	10.2
Clarion	37	18.2	9	4.4	79	38.9	51	25.1	16	7.9	10	4.9
Clearfield	116	62.4	9	4.8	30	16.1	24	12.9	4	2.2	1	0.5
Clinton	10	15.6	21	32.8	10	15.6	8	12.5	2	3.1	13	20.3
Columbia	12	7.8	31	20.1	5	3.2	32	20.8	7	4.5	66	42.9
Crawford	9	9.6	9	9.6	35	37.2	24	25.5	7	7.4	3	3.2
Elk	2	1.4	5	3.5	31	21.7	56	39.2	5	3.5	30	21.0
Greene	89	40.3	18	8.1	36	16.3	63	28.5	8	3.6	7	3.2
Huntingdon	10	11.8	8	9.4	48	56.5	13	15.3	1	1.2	0	--
Indiana	13	16.5	2	2.5	9	11.4	16	20.3	10	12.7	29	36.7
Jefferson	28	16.8	16	9.6	62	37.1	39	23.4	2	1.2	20	12.0
McKean	66	17.2	2	0.5	91	23.8	134	35.0	7	1.8	83	21.7
Mifflin	46	31.7	6	4.1	73	50.3	7	4.8	10	6.9	3	2.1
Perry	2	3.8	3	5.7	37	69.8	1	1.9	10	18.9	0	--
Pike	28	41.8	2	3.0	1	1.5	29	43.3	7	10.4	0	--
Somerset	7	4.4	26	16.5	44	27.8	34	21.5	6	3.8	41	25.9
Susquehanna	3	30.0	3	30.0	2	20.0	1	10.0	1	10.0	0	--
Tioga	15	11.1	3	2.2	31	23.0	32	23.7	2	1.5	51	37.8
Venango	138	49.1	4	1.4	19	6.8	97	34.5	19	6.8	2	0.7
Warren	11	5.8	44	23.0	43	22.5	41	21.5	2	1.0	2	1.0
Wayne	11	9.3	30	25.4	18	15.3	50	42.4	9	7.6	0	--
<b><u>7th Class Counties</u></b>												
Juniata	0	--	0	--	20	90.9	2	9.1	0	--	0	--
Snyder	52	33.5	7	4.5	36	23.2	56	36.1	1	0.6	2	1.3
Union	16	36.4	2	4.5	0	--	24	54.5	0	--	2	4.5
Wyoming	0	--	0	--	0	--	0	--	0	--	0	--
<b><u>8th Class Counties</u></b>												
Cameron	0	--	0	--	10	100.0	0	--	0	--	0	--
Forest	0	--	9	32.1	0	--	13	46.4	0	--	0	--
Fulton	2	22.2	3	33.3	1	11.1	2	22.2	0	--	1	11.1
Montour	0	--	1	7.1	1	7.1	0	--	11	78.6	1	7.1
Potter	1	2.9	2	5.7	3	8.6	14	40.0	0	--	1	2.9
Sullivan	0	--	0	--	0	--	0	--	0	--	0	--



Magisterial District Judge - 2022 Private Summary Complaints Processed and Inactive

	Post- Dispositional Other	% Uncategorized		Diversitory Disposition	%	Pre-Dispositional Other	%	Cases Processed
<b><u>6th Class Counties</u></b>								
Armstrong	0	--	0	--	0	--	0	98
Bedford	0	--	0	--	0	--	0	137
Bradford	1	0.3	16	4.3	0	--	0	370
Carbon	0	--	0	--	0	--	0	98
Clarion	1	0.5	0	--	0	--	0	203
Clearfield	1	0.5	1	0.5	0	--	0	186
Clinton	0	--	0	--	0	--	0	64
Columbia	1	0.6	0	--	0	--	0	154
Crawford	7	7.4	0	--	0	--	0	94
Elk	0	--	14	9.8	0	--	0	143
Greene	0	--	0	--	0	--	0	221
Huntingdon	0	--	5	5.9	0	--	0	85
Indiana	0	--	0	--	0	--	0	79
Jefferson	0	--	0	--	0	--	0	167
McKean	0	--	0	--	0	--	0	383
Mifflin	0	--	0	--	0	--	0	145
Perry	0	--	0	--	0	--	0	53
Pike	0	--	0	--	0	--	0	67
Somerset	0	--	0	--	0	--	0	158
Susquehanna	0	--	0	--	0	--	0	10
Tioga	0	--	1	0.7	0	--	0	135
Venango	0	--	2	0.7	0	--	0	281
Warren	0	--	3	1.6	45	23.6	0	191
Wayne	0	--	0	--	0	--	0	118
<b><u>7th Class Counties</u></b>								
Juniata	0	--	0	--	0	--	0	22
Snyder	1	0.6	0	--	0	--	0	155
Union	0	--	0	--	0	--	0	44
Wyoming	0	--	0	--	0	--	0	0
<b><u>8th Class Counties</u></b>								
Cameron	0	--	0	--	0	--	0	10
Forest	0	--	0	--	6	21.4	0	28
Fulton	0	--	0	--	0	--	0	9
Montour	0	--	0	--	0	--	0	14
Potter	0	--	0	--	14	40.0	0	35
Sullivan	0	--	0	--	0	--	0	0

Magisterial District Judge - 2022 Age of Pending Private Summary Complaints

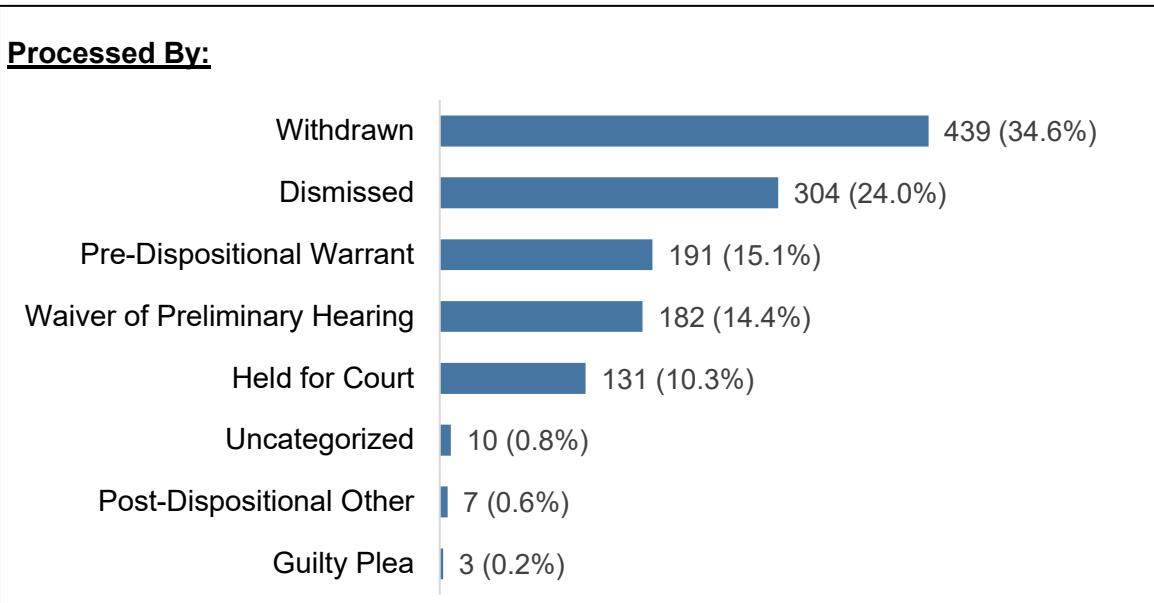
	0-60 Days	%	61-120 Days	%	121-180 Days	%	181-240 Days	%	241-300 Days	%	301-360 Days	%	Over 360 Days	%
<b><u>2nd Class County</u></b>														
Allegheny	1,696	42.0	647	16.0	310	7.7	171	4.2	108	2.7	99	2.5	1,008	25.0
<b><u>2A Class Counties</u></b>														
Bucks	0	--	2	66.7	0	--	1	33.3	0	--	0	--	0	--
Delaware	19	26.4	2	2.8	2	2.8	7	9.7	5	6.9	2	2.8	35	48.6
Lancaster	57	93.4	3	4.9	0	--	1	1.6	0	--	0	--	0	--
Montgomery	27	47.4	2	3.5	0	--	1	1.8	2	3.5	12	21.1	13	22.8
<b><u>3rd Class Counties</u></b>														
Berks	79	63.7	16	12.9	17	13.7	5	4.0	4	3.2	3	2.4	0	--
Chester	16	64.0	6	24.0	0	--	1	4.0	0	--	0	--	2	8.0
Cumberland	77	78.6	12	12.2	0	--	2	2.0	2	2.0	0	--	5	5.1
Dauphin	63	47.0	5	3.7	0	--	12	9.0	26	19.4	16	11.9	12	9.0
Erie	26	6.5	261	65.4	11	2.8	11	2.8	12	3.0	9	2.3	69	17.3
Lackawanna	44	17.5	14	5.6	0	--	6	2.4	26	10.4	4	1.6	157	62.5
Lehigh	8	44.4	3	16.7	0	--	2	11.1	0	--	0	--	5	27.8
Luzerne	93	7.1	29	2.2	7	0.5	5	0.4	6	0.5	1	0.1	1,172	89.3
Northampton	52	80.0	6	9.2	0	--	2	3.1	0	--	0	--	5	7.7
Westmoreland	138	23.7	50	8.6	30	5.2	9	1.5	20	3.4	18	3.1	317	54.5
York	363	56.1	170	26.3	94	14.5	6	0.9	4	0.6	2	0.3	8	1.2
<b><u>4th Class Counties</u></b>														
Beaver	76	39.2	14	7.2	2	1.0	5	2.6	9	4.6	5	2.6	83	42.8
Butler	37	43.5	8	9.4	11	12.9	6	7.1	4	4.7	0	--	19	22.4
Cambria	47	77.0	10	16.4	2	3.3	0	--	1	1.6	0	--	1	1.6
Centre	39	43.8	3	3.4	0	--	9	10.1	24	27.0	10	11.2	4	4.5
Fayette	248	50.0	64	12.9	36	7.3	26	5.2	42	8.5	15	3.0	65	13.1
Franklin	63	69.2	2	2.2	1	1.1	0	--	5	5.5	1	1.1	19	20.9
Monroe	58	33.3	53	30.5	38	21.8	4	2.3	4	2.3	7	4.0	10	5.7
Schuylkill	0	--	0	--	0	--	0	--	0	--	0	--	0	--
Washington	22	75.9	4	13.8	0	--	0	--	0	--	1	3.4	2	6.9
<b><u>5th Class Counties</u></b>														
Adams	76	33.2	93	40.6	37	16.2	10	4.4	12	5.2	0	--	1	0.4
Blair	26	78.8	5	15.2	0	--	1	3.0	0	--	0	--	1	3.0
Lawrence	4	57.1	1	14.3	0	--	0	--	1	14.3	0	--	1	14.3
Lebanon	8	88.9	1	11.1	0	--	0	--	0	--	0	--	0	--
Lycoming	64	59.8	24	22.4	2	1.9	6	5.6	9	8.4	1	0.9	1	0.9
Mercer	77	56.2	38	27.7	11	8.0	2	1.5	1	0.7	4	2.9	4	2.9
Northumberland	48	84.2	5	8.8	0	--	0	--	0	--	1	1.8	3	5.3

Magisterial District Judge - 2022 Age of Pending Private Summary Complaints

	0-60 Days	%	61-120 Days	%	121-180 Days	%	181-240 Days	%	241-300 Days	%	301-360 Days	%	Over 360 Days	%
<b><u>6th Class Counties</u></b>														
Armstrong	5	71.4	1	14.3	0	--	1	14.3	0	--	0	--	0	--
Bedford	18	64.3	0	--	0	--	0	--	0	--	0	--	10	35.7
Bradford	32	59.3	8	14.8	3	5.6	1	1.9	8	14.8	1	1.9	1	1.9
Carbon	21	77.8	4	14.8	0	--	0	--	2	7.4	0	--	0	--
Clarion	7	77.8	1	11.1	0	--	0	--	0	--	0	--	1	11.1
Clearfield	16	39.0	15	36.6	4	9.8	1	2.4	0	--	1	2.4	4	9.8
Clinton	5	41.7	5	41.7	2	16.7	0	--	0	--	0	--	0	--
Columbia	36	97.3	0	--	0	--	0	--	0	--	0	--	1	2.7
Crawford	6	11.5	0	--	1	1.9	0	--	0	--	0	--	45	86.5
Elk	16	100.0	0	--	0	--	0	--	0	--	0	--	0	--
Greene	43	47.8	11	12.2	0	--	8	8.9	4	4.4	1	1.1	23	25.6
Huntingdon	3	100.0	0	--	0	--	0	--	0	--	0	--	0	--
Indiana	15	65.2	3	13.0	0	--	0	--	0	--	0	--	5	21.7
Jefferson	22	73.3	3	10.0	4	13.3	1	3.3	0	--	0	--	0	--
McKean	28	51.9	11	20.4	0	--	0	--	0	--	1	1.9	14	25.9
Mifflin	8	44.4	6	33.3	1	5.6	0	--	0	--	0	--	3	16.7
Perry	6	85.7	1	14.3	0	--	0	--	0	--	0	--	0	--
Pike	7	58.3	4	33.3	0	--	0	--	0	--	0	--	1	8.3
Somerset	16	69.6	5	21.7	0	--	0	--	1	4.3	0	--	1	4.3
Susquehanna	0	--	1	100.0	0	--	0	--	0	--	0	--	0	--
Tioga	8	53.3	4	26.7	1	6.7	2	13.3	0	--	0	--	0	--
Venango	40	74.1	2	3.7	0	--	2	3.7	4	7.4	3	5.6	3	5.6
Warren	38	71.7	3	5.7	1	1.9	0	--	6	11.3	0	--	5	9.4
Wayne	13	44.8	0	--	0	--	0	--	4	13.8	0	--	12	41.4
<b><u>7th Class Counties</u></b>														
Juniata	0	--	1	20.0	0	--	0	--	0	--	0	--	4	80.0
Snyder	3	60.0	1	20.0	0	--	0	--	1	20.0	0	--	0	--
Union	5	45.5	2	18.2	0	--	1	9.1	1	9.1	0	--	2	18.2
Wyoming	0	--	1	100.0	0	--	0	--	0	--	0	--	0	--
<b><u>8th Class Counties</u></b>														
Cameron	0	--	0	--	0	--	0	--	0	--	0	--	0	--
Forest	1	10.0	2	20.0	0	--	2	20.0	0	--	2	20.0	3	30.0
Fulton	10	83.3	0	--	0	--	0	--	0	--	0	--	2	16.7
Montour	5	15.6	0	--	0	--	1	3.1	2	6.3	5	15.6	19	59.4
Potter	9	50.0	3	16.7	0	--	2	11.1	2	11.1	0	--	2	11.1
Sullivan	0	--	0	--	0	--	0	--	0	--	0	--	0	--

## 2022 Magisterial District Judge State Totals Private Criminal Complaints

Cases Pending 1/1/22	768	Age of Pending Cases		
New Cases Filed	1,068	<b>0-60 Days</b>	155	18.6%
Active Warrant Status Change	265	<b>61-120 Days</b>	58	7.0%
Closed Case Status Change	0	<b>121-180 Days</b>	26	3.1%
<b>Cases Available for Processing</b>	<b>2,101</b>	<b>181-240 Days</b>	9	1.1%
		<b>241-300 Days</b>	7	0.8%
<b>Cases Processed and Inactive</b>	<b>1,267</b>	<b>301-360 Days</b>	7	0.8%
		<b>Over 360 Days</b>	572	68.6%
<b>Cases Pending 12/31/22</b>	<b>834</b>	<b>Total</b>	<b>834</b>	



For the most recent data, visit the AOPC website at <http://www.pacourts.us/news-and-statistics/research-and-statistics/dashboard-table-of-contents/magisterial-district-courts-statewide-dashboard>

Magisterial District Judge - 2022 Private Criminal Complaints Available for Processing

	Cases Pending 1/1/22	New Cases Filed	Active Warrant Status Change	Closed Case Status Change	Cases Available for Processing	Cases Processed	Cases Pending 12/31/22
<b><u>2nd Class County</u></b>							
Allegheny	222	218	24	0	464	212	252
<b><u>2A Class Counties</u></b>							
Bucks	1	1	0	0	2	2	0
Delaware	19	13	3	0	35	19	16
Lancaster	29	117	18	0	164	138	26
Montgomery	14	0	0	0	14	1	13
<b><u>3rd Class Counties</u></b>							
Berks	0	9	0	0	9	7	2
Chester	3	1	1	0	5	2	3
Cumberland	6	0	0	0	6	3	3
Dauphin	22	71	4	0	97	64	33
Erie	36	141	12	0	189	161	28
Lackawanna	140	74	8	0	222	79	143
Lehigh	11	12	15	0	38	32	6
Luzerne	62	19	5	0	86	30	56
Northampton	9	16	1	0	26	14	12
Westmoreland	73	188	45	0	306	217	89
York	0	4	0	0	4	4	0
<b><u>4th Class Counties</u></b>							
Beaver	12	3	0	0	15	2	13
Butler	1	4	0	0	5	5	0
Cambria	7	9	2	0	18	8	10
Centre	1	0	0	0	1	0	1
Fayette	1	14	0	0	15	14	1
Franklin	14	11	1	0	26	11	15
Monroe	3	0	76	0	79	74	5
Schuylkill	0	0	1	0	1	1	0
Washington	11	16	33	0	60	45	15
<b><u>5th Class Counties</u></b>							
Adams	0	8	1	0	9	5	4
Blair	8	25	5	0	38	29	9
Lawrence	0	0	0	0	0	0	0
Lebanon	0	1	0	0	1	0	1
Lycoming	6	3	0	0	9	4	5
Mercer	1	0	1	0	2	1	1
Northumberland	0	1	0	0	1	1	0

Magisterial District Judge - 2022 Private Criminal Complaints Available for Processing

	Cases Pending 1/1/22	New Cases Filed	Active Warrant Status Change	Closed Case Status Change	Cases Available for Processing	Cases Processed	Cases Pending 12/31/22
<b><u>6th Class Counties</u></b>							
Armstrong	1	1	0	0	2	1	1
Bedford	0	4	0	0	4	4	0
Bradford	9	2	0	0	11	1	10
Carbon	0	4	0	0	4	4	0
Clarion	1	11	0	0	12	11	1
Clearfield	7	1	3	0	11	4	7
Clinton	0	0	0	0	0	0	0
Columbia	2	23	0	0	25	18	7
Crawford	1	3	0	0	4	3	1
Elk	0	0	0	0	0	0	0
Greene	2	3	0	0	5	1	4
Huntingdon	1	2	0	0	3	3	0
Indiana	2	0	0	0	2	0	2
Jefferson	5	11	0	0	16	7	9
McKean	4	5	1	0	10	5	5
Mifflin	0	4	3	0	7	6	1
Perry	1	0	0	0	1	0	1
Pike	0	0	0	0	0	0	0
Somerset	1	9	1	0	11	8	3
Susquehanna	0	0	0	0	0	0	0
Tioga	3	0	0	0	3	0	3
Venango	0	0	0	0	0	0	0
Warren	2	0	0	0	2	0	2
Wayne	11	3	0	0	14	3	11
<b><u>7th Class Counties</u></b>							
Juniata	0	2	0	0	2	2	0
Snyder	0	0	1	0	1	1	0
Union	0	0	0	0	0	0	0
Wyoming	0	0	0	0	0	0	0
<b><u>8th Class Counties</u></b>							
Cameron	0	0	0	0	0	0	0
Forest	0	0	0	0	0	0	0
Fulton	0	0	0	0	0	0	0
Montour	3	1	0	0	4	0	4
Potter	0	0	0	0	0	0	0
Sullivan	0	0	0	0	0	0	0

Magisterial District Judge - 2022 Private Criminal Complaints Processed and Inactive

	Dismissed	%	Waiver of Preliminary Hearing	%	Withdrawn	%	Held for Court	%	Pre-Dispositional Warrant	%
<b><u>2nd Class County</u></b>										
Allegheny	78	36.8	4	1.9	87	41.0	15	7.1	22	10.4
<b><u>2A Class Counties</u></b>										
Bucks	0	--	0	--	2	100.0	0	--	0	--
Delaware	8	42.1	0	--	6	31.6	2	10.5	1	5.3
Lancaster	12	8.7	28	20.3	29	21.0	19	13.8	49	35.5
Montgomery	1	100.0	0	--	0	--	0	--	0	--
<b><u>3rd Class Counties</u></b>										
Berks	0	--	0	--	4	57.1	0	--	3	42.9
Chester	2	100.0	0	--	0	--	0	--	0	--
Cumberland	2	66.7	1	33.3	0	--	0	--	0	--
Dauphin	15	23.4	2	3.1	15	23.4	30	46.9	2	3.1
Erie	56	34.8	10	6.2	55	34.2	18	11.2	21	13.0
Lackawanna	14	17.7	20	25.3	19	24.1	1	1.3	24	30.4
Lehigh	13	40.6	0	--	5	15.6	4	12.5	9	28.1
Luzerne	20	66.7	2	6.7	2	6.7	2	6.7	3	10.0
Northampton	3	21.4	3	21.4	2	14.3	4	28.6	0	--
Westmoreland	34	15.7	88	40.6	43	19.8	5	2.3	45	20.7
York	0	--	1	25.0	1	25.0	2	50.0	0	--
<b><u>4th Class Counties</u></b>										
Beaver	0	--	0	--	0	--	1	50.0	1	50.0
Butler	2	40.0	0	--	3	60.0	0	--	0	--
Cambria	1	12.5	0	--	1	12.5	2	25.0	3	37.5
Centre	0	--	0	--	0	--	0	--	0	--
Fayette	4	28.6	4	28.6	2	14.3	2	14.3	2	14.3
Franklin	2	18.2	3	27.3	3	27.3	2	18.2	1	9.1
Monroe	0	--	0	--	74	100.0	0	--	0	--
Schuylkill	0	--	0	--	1	100.0	0	--	0	--
Washington	5	11.1	0	--	37	82.2	3	6.7	0	--
<b><u>5th Class Counties</u></b>										
Adams	0	--	0	--	4	80.0	1	20.0	0	--
Blair	6	20.7	4	13.8	14	48.3	5	17.2	0	--
Lawrence	0	--	0	--	0	--	0	--	0	--
Lebanon	0	--	0	--	0	--	0	--	0	--
Lycoming	0	--	1	25.0	1	25.0	2	50.0	0	--
Mercer	0	--	0	--	0	--	0	--	1	100.0
Northumberland	0	--	0	--	1	100.0	0	--	0	--

Magisterial District Judge - 2022 Private Criminal Complaints Processed and Inactive

	Guilty Plea	%	Uncategorized	%	Post-Dispositional Other	%	Cases Processed
<b><u>2nd Class County</u></b>							
Allegheny	0	--	3	1.4	3	1.4	212
<b><u>2A Class Counties</u></b>							
Bucks	0	--	0	--	0	--	2
Delaware	0	--	1	5.3	1	5.3	19
Lancaster	1	0.7	0	--	0	--	138
Montgomery	0	--	0	--	0	--	1
<b><u>3rd Class Counties</u></b>							
Berks	0	--	0	--	0	--	7
Chester	0	--	0	--	0	--	2
Cumberland	0	--	0	--	0	--	3
Dauphin	0	--	0	--	0	--	64
Erie	1	0.6	0	--	0	--	161
Lackawanna	1	1.3	0	--	0	--	79
Lehigh	0	--	0	--	1	3.1	32
Luzerne	0	--	0	--	1	3.3	30
Northampton	0	--	2	14.3	0	--	14
Westmoreland	0	--	2	0.9	0	--	217
York	0	--	0	--	0	--	4
<b><u>4th Class Counties</u></b>							
Beaver	0	--	0	--	0	--	2
Butler	0	--	0	--	0	--	5
Cambria	0	--	1	12.5	0	--	8
Centre	0	--	0	--	0	--	0
Fayette	0	--	0	--	0	--	14
Franklin	0	--	0	--	0	--	11
Monroe	0	--	0	--	0	--	74
Schuylkill	0	--	0	--	0	--	1
Washington	0	--	0	--	0	--	45
<b><u>5th Class Counties</u></b>							
Adams	0	--	0	--	0	--	5
Blair	0	--	0	--	0	--	29
Lawrence	0	--	0	--	0	--	0
Lebanon	0	--	0	--	0	--	0
Lycoming	0	--	0	--	0	--	4
Mercer	0	--	0	--	0	--	1
Northumberland	0	--	0	--	0	--	1



Magisterial District Judge - 2022 Private Criminal Complaints Processed and Inactive

	Dismissed	%	Waiver of Preliminary Hearing	%	Withdrawn	%	Held for Court	%	Pre-Dispositional Warrant	%
<b><u>6th Class Counties</u></b>										
Armstrong	0	--	0	--	1	100.0	0	--	0	--
Bedford	0	--	0	--	4	100.0	0	--	0	--
Bradford	0	--	0	--	1	100.0	0	--	0	--
Carbon	0	--	3	75.0	0	--	0	--	1	25.0
Clarion	4	36.4	2	18.2	2	18.2	2	18.2	1	9.1
Clearfield	1	25.0	0	--	3	75.0	0	--	0	--
Clinton	0	--	0	--	0	--	0	--	0	--
Columbia	9	50.0	1	5.6	1	5.6	5	27.8	1	5.6
Crawford	2	66.7	0	--	1	33.3	0	--	0	--
Elk	0	--	0	--	0	--	0	--	0	--
Greene	1	100.0	0	--	0	--	0	--	0	--
Huntingdon	1	33.3	0	--	2	66.7	0	--	0	--
Indiana	0	--	0	--	0	--	0	--	0	--
Jefferson	0	--	1	14.3	4	57.1	2	28.6	0	--
McKean	2	40.0	0	--	2	40.0	0	--	1	20.0
Mifflin	1	16.7	2	33.3	2	33.3	1	16.7	0	--
Perry	0	--	0	--	0	--	0	--	0	--
Pike	0	--	0	--	0	--	0	--	0	--
Somerset	4	50.0	1	12.5	2	25.0	0	--	0	--
Susquehanna	0	--	0	--	0	--	0	--	0	--
Tioga	0	--	0	--	0	--	0	--	0	--
Venango	0	--	0	--	0	--	0	--	0	--
Warren	0	--	0	--	0	--	0	--	0	--
Wayne	0	--	0	--	2	66.7	1	33.3	0	--
<b><u>7th Class Counties</u></b>										
Juniata	1	50.0	1	50.0	0	--	0	--	0	--
Snyder	0	--	0	--	1	100.0	0	--	0	--
Union	0	--	0	--	0	--	0	--	0	--
Wyoming	0	--	0	--	0	--	0	--	0	--
<b><u>8th Class Counties</u></b>										
Cameron	0	--	0	--	0	--	0	--	0	--
Forest	0	--	0	--	0	--	0	--	0	--
Fulton	0	--	0	--	0	--	0	--	0	--
Montour	0	--	0	--	0	--	0	--	0	--
Potter	0	--	0	--	0	--	0	--	0	--
Sullivan	0	--	0	--	0	--	0	--	0	--

Magisterial District Judge - 2022 Private Criminal Complaints Processed and Inactive

	Guilty Plea	%	Uncategorized	%	Post-Dispositional Other	%	Cases Processed
<b><u>6th Class Counties</u></b>							
Armstrong	0	--	0	--	0	--	1
Bedford	0	--	0	--	0	--	4
Bradford	0	--	0	--	0	--	1
Carbon	0	--	0	--	0	--	4
Clarion	0	--	0	--	0	--	11
Clearfield	0	--	0	--	0	--	4
Clinton	0	--	0	--	0	--	0
Columbia	0	--	0	--	1	5.6	18
Crawford	0	--	0	--	0	--	3
Elk	0	--	0	--	0	--	0
Greene	0	--	0	--	0	--	1
Huntingdon	0	--	0	--	0	--	3
Indiana	0	--	0	--	0	--	0
Jefferson	0	--	0	--	0	--	7
McKean	0	--	0	--	0	--	5
Mifflin	0	--	0	--	0	--	6
Perry	0	--	0	--	0	--	0
Pike	0	--	0	--	0	--	0
Somerset	0	--	1	12.5	0	--	8
Susquehanna	0	--	0	--	0	--	0
Tioga	0	--	0	--	0	--	0
Venango	0	--	0	--	0	--	0
Warren	0	--	0	--	0	--	0
Wayne	0	--	0	--	0	--	3
<b><u>7th Class Counties</u></b>							
Juniata	0	--	0	--	0	--	2
Snyder	0	--	0	--	0	--	1
Union	0	--	0	--	0	--	0
Wyoming	0	--	0	--	0	--	0
<b><u>8th Class Counties</u></b>							
Cameron	0	--	0	--	0	--	0
Forest	0	--	0	--	0	--	0
Fulton	0	--	0	--	0	--	0
Montour	0	--	0	--	0	--	0
Potter	0	--	0	--	0	--	0
Sullivan	0	--	0	--	0	--	0

Magisterial District Judge - 2022 Age of Pending Private Criminal Complaints

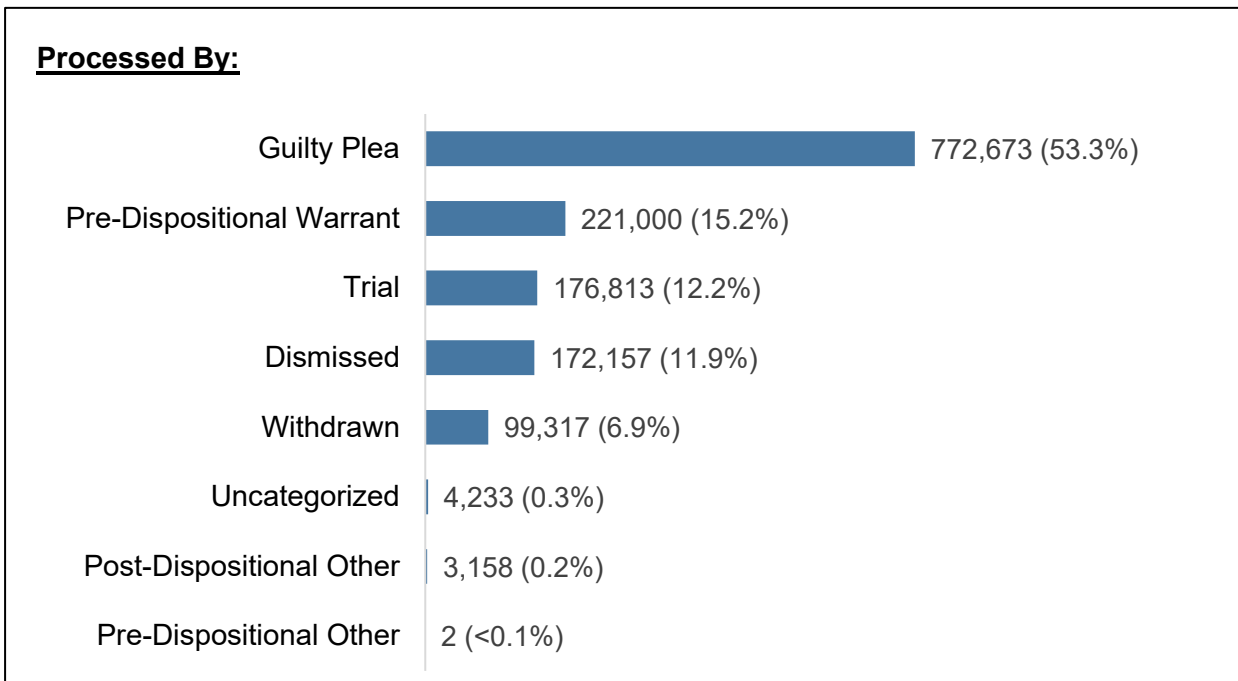
	0-60 Days	%	61-120 Days	%	121-180 Days	%	181-240 Days	%	241-300 Days	%	301-360 Days	%	Over 360 Days	%
<b><u>2nd Class County</u></b>														
Allegheny	34	13.5	25	9.9	8	3.2	3	1.2	2	0.8	1	0.4	179	71.0
<b><u>2A Class Counties</u></b>														
Bucks	0	--	0	--	0	--	0	--	0	--	0	--	0	--
Delaware	1	6.3	1	6.3	1	6.3	0	--	1	6.3	0	--	12	75.0
Lancaster	14	53.8	2	7.7	1	3.8	0	--	0	--	0	--	9	34.6
Montgomery	0	--	0	--	0	--	0	--	0	--	0	--	13	100.0
<b><u>3rd Class Counties</u></b>														
Berks	2	100.0	0	--	0	--	0	--	0	--	0	--	0	--
Chester	0	--	0	--	1	33.3	0	--	0	--	0	--	2	66.7
Cumberland	0	--	0	--	0	--	0	--	0	--	0	--	3	100.0
Dauphin	13	39.4	5	15.2	1	3.0	0	--	0	--	0	--	14	42.4
Erie	4	14.3	10	35.7	3	10.7	0	--	2	7.1	1	3.6	8	28.6
Lackawanna	6	4.2	3	2.1	0	--	1	0.7	0	--	0	--	133	93.0
Lehigh	4	66.7	0	--	0	--	0	--	0	--	0	--	2	33.3
Luzerne	0	--	1	1.8	0	--	0	--	0	--	1	1.8	54	96.4
Northampton	2	16.7	3	25.0	1	8.3	0	--	0	--	0	--	6	50.0
Westmoreland	41	46.1	4	4.5	7	7.9	3	3.4	2	2.2	0	--	32	36.0
York	0	--	0	--	0	--	0	--	0	--	0	--	0	--
<b><u>4th Class Counties</u></b>														
Beaver	0	--	0	--	0	--	1	7.7	0	--	0	--	12	92.3
Butler	0	--	0	--	0	--	0	--	0	--	0	--	0	--
Cambria	1	10.0	2	20.0	0	--	0	--	0	--	0	--	7	70.0
Centre	0	--	0	--	0	--	0	--	0	--	0	--	1	100.0
Fayette	0	--	0	--	0	--	0	--	0	--	0	--	1	100.0
Franklin	3	20.0	0	--	0	--	0	--	0	--	0	--	12	80.0
Monroe	0	--	0	--	0	--	0	--	0	--	0	--	5	100.0
Schuylkill	0	--	0	--	0	--	0	--	0	--	0	--	0	--
Washington	3	20.0	0	--	1	6.7	0	--	0	--	2	13.3	9	60.0
<b><u>5th Class Counties</u></b>														
Adams	4	100.0	0	--	0	--	0	--	0	--	0	--	0	--
Blair	6	66.7	0	--	1	11.1	0	--	0	--	0	--	2	22.2
Lawrence	0	--	0	--	0	--	0	--	0	--	0	--	0	--
Lebanon	0	--	1	100.0	0	--	0	--	0	--	0	--	0	--
Lycoming	0	--	0	--	0	--	0	--	0	--	0	--	5	100.0
Mercer	0	--	0	--	0	--	0	--	0	--	0	--	1	100.0
Northumberland	0	--	0	--	0	--	0	--	0	--	0	--	0	--

Magisterial District Judge - 2022 Age of Pending Private Criminal Complaints

	0-60 Days	%	61-120 Days	%	121-180 Days	%	181-240 Days	%	241-300 Days	%	301-360 Days	%	Over 360 Days	%
<b><u>6th Class Counties</u></b>														
Armstrong	0	--	0	--	0	--	0	--	0	--	0	--	1	100.0
Bedford	0	--	0	--	0	--	0	--	0	--	0	--	0	--
Bradford	0	--	1	10.0	0	--	0	--	0	--	0	--	9	90.0
Carbon	0	--	0	--	0	--	0	--	0	--	0	--	0	--
Clarion	0	--	0	--	0	--	0	--	0	--	0	--	1	100.0
Clearfield	0	--	0	--	0	--	0	--	0	--	0	--	7	100.0
Clinton	0	--	0	--	0	--	0	--	0	--	0	--	0	--
Columbia	7	100.0	0	--	0	--	0	--	0	--	0	--	0	--
Crawford	0	--	0	--	0	--	0	--	0	--	0	--	1	100.0
Elk	0	--	0	--	0	--	0	--	0	--	0	--	0	--
Greene	0	--	0	--	1	25.0	1	25.0	0	--	1	25.0	1	25.0
Huntingdon	0	--	0	--	0	--	0	--	0	--	0	--	0	--
Indiana	0	--	0	--	0	--	0	--	0	--	0	--	2	100.0
Jefferson	4	44.4	0	--	0	--	0	--	0	--	0	--	5	55.6
McKean	2	40.0	0	--	0	--	0	--	0	--	0	--	3	60.0
Mifflin	1	100.0	0	--	0	--	0	--	0	--	0	--	0	--
Perry	0	--	0	--	0	--	0	--	0	--	0	--	1	100.0
Pike	0	--	0	--	0	--	0	--	0	--	0	--	0	--
Somerset	3	100.0	0	--	0	--	0	--	0	--	0	--	0	--
Susquehanna	0	--	0	--	0	--	0	--	0	--	0	--	0	--
Tioga	0	--	0	--	0	--	0	--	0	--	0	--	3	100.0
Venango	0	--	0	--	0	--	0	--	0	--	0	--	0	--
Warren	0	--	0	--	0	--	0	--	0	--	0	--	2	100.0
Wayne	0	--	0	--	0	--	0	--	0	--	0	--	11	100.0
<b><u>7th Class Counties</u></b>														
Juniata	0	--	0	--	0	--	0	--	0	--	0	--	0	--
Snyder	0	--	0	--	0	--	0	--	0	--	0	--	0	--
Union	0	--	0	--	0	--	0	--	0	--	0	--	0	--
Wyoming	0	--	0	--	0	--	0	--	0	--	0	--	0	--
<b><u>8th Class Counties</u></b>														
Cameron	0	--	0	--	0	--	0	--	0	--	0	--	0	--
Forest	0	--	0	--	0	--	0	--	0	--	0	--	0	--
Fulton	0	--	0	--	0	--	0	--	0	--	0	--	0	--
Montour	0	--	0	--	0	--	0	--	0	--	1	25.0	3	75.0
Potter	0	--	0	--	0	--	0	--	0	--	0	--	0	--
Sullivan	0	--	0	--	0	--	0	--	0	--	0	--	0	--

## 2022 Magisterial District Judge State Totals Traffic

Cases Pending 1/1/22	297,451	Age of Pending Cases		
New Cases Filed	1,298,570	<b>0-60 Days</b>	114,435	36.3%
Active Warrant Status Change	168,989	<b>61-120 Days</b>	42,609	13.5%
Closed Case Status Change	3	<b>121-180 Days</b>	26,075	8.3%
<b>Cases Available for Processing</b>	<b>1,765,013</b>	<b>181-240 Days</b>	19,365	6.1%
		<b>241-300 Days</b>	12,639	4.0%
<b>Cases Processed and Inactive</b>	<b>1,449,353</b>	<b>301-360 Days</b>	7,439	2.4%
		<b>Over 360 Days</b>	93,098	29.5%
<b>Cases Pending 12/31/22</b>	<b>315,660</b>	<b>Total</b>	<b>315,660</b>	



\* Trial Guilty            118,156    (66.8%)  
 Trial Not Guilty        58,657    (33.2%)

For the most recent data, visit the AOPC website at <http://www.pacourts.us/news-and-statistics/research-and-statistics/dashboard-table-of-contents/magisterial-district-courts-statewide-dashboard>

Magisterial District Judge - 2022 Traffic Available for Processing

	Cases Pending 1/1/22	New Cases Filed	Active Warrant Status Change	Closed Case Status Change	Cases Available for Processing	Cases Processed	Cases Pending 12/31/22
<b><u>2nd Class County</u></b>							
Allegheny	48,296	90,360	7,407	1	146,064	100,157	45,907
<b><u>2A Class Counties</u></b>							
Bucks	6,298	57,563	5,339	0	69,200	61,582	7,618
Delaware	50,309	64,916	20,939	0	136,164	92,951	43,213
Lancaster	11,593	69,156	14,955	0	95,704	83,231	12,473
Montgomery	31,879	92,637	25,179	0	149,695	122,597	27,098
<b><u>3rd Class Counties</u></b>							
Berks	4,351	43,764	6,064	0	54,179	49,214	4,965
Chester	6,955	61,323	6,198	0	74,476	66,651	7,825
Cumberland	2,469	26,364	3,222	0	32,055	29,462	2,593
Dauphin	13,444	48,976	4,684	0	67,104	50,219	16,885
Erie	3,500	29,445	2,123	0	35,068	30,297	4,771
Lackawanna	22,441	25,841	2,716	0	50,998	25,874	25,124
Lehigh	24,737	87,006	14,321	0	126,064	88,180	37,884
Luzerne	9,826	50,380	8,172	0	68,378	58,528	9,850
Northampton	7,848	44,090	5,012	0	56,950	45,980	10,970
Westmoreland	4,299	30,949	3,437	0	38,685	34,174	4,511
York	5,275	56,292	4,053	0	65,620	56,811	8,809
<b><u>4th Class Counties</u></b>							
Beaver	4,021	21,308	1,554	0	26,883	22,013	4,870
Butler	1,534	12,278	756	0	14,568	13,093	1,475
Cambria	970	10,201	376	0	11,547	10,582	965
Centre	757	11,592	875	0	13,224	12,636	588
Fayette	1,866	13,900	1,401	0	17,167	15,251	1,916
Franklin	1,289	14,458	659	1	16,407	15,129	1,278
Monroe	3,833	27,564	4,938	1	36,336	32,985	3,351
Schuylkill	2,197	22,380	2,477	0	27,054	24,224	2,830
Washington	2,971	20,902	2,145	0	26,018	22,055	3,963
<b><u>5th Class Counties</u></b>							
Adams	766	11,241	314	0	12,321	11,558	763
Blair	675	9,060	723	0	10,458	9,750	708
Lawrence	1,484	8,459	803	0	10,746	9,438	1,308
Lebanon	2,306	20,461	2,465	0	25,232	23,273	1,959
Lycoming	710	7,564	656	0	8,930	8,265	665
Mercer	365	7,609	646	0	8,620	8,267	353
Northumberland	1,449	10,088	2,100	0	13,637	12,719	918

Magisterial District Judge - 2022 Traffic Available for Processing

	Cases Pending 1/1/22	New Cases Filed	Active Warrant Status Change	Closed Case Status Change	Cases Available for Processing	Cases Processed	Cases Pending 12/31/22
<b><u>6th Class Counties</u></b>							
Armstrong	458	4,663	385	0	5,506	5,084	422
Bedford	804	11,971	966	0	13,741	12,952	789
Bradford	585	6,171	213	0	6,969	6,313	656
Carbon	1,246	14,211	1,785	0	17,242	15,510	1,732
Clarion	492	6,494	450	0	7,436	6,940	496
Clearfield	684	8,612	455	0	9,751	9,128	623
Clinton	373	7,771	1,155	0	9,299	8,904	395
Columbia	1,566	11,381	864	0	13,811	12,870	941
Crawford	506	6,692	336	0	7,534	6,960	574
Elk	137	3,574	120	0	3,831	3,707	124
Greene	820	4,356	701	0	5,877	5,055	822
Huntingdon	227	5,034	162	0	5,423	5,080	343
Indiana	542	7,392	407	0	8,341	7,707	634
Jefferson	449	7,861	200	0	8,510	8,060	450
McKean	570	4,151	299	0	5,020	4,465	555
Mifflin	280	4,748	90	0	5,118	4,914	204
Perry	268	2,680	261	0	3,209	2,987	222
Pike	615	6,202	432	0	7,249	6,664	585
Somerset	676	12,682	534	0	13,892	13,090	802
Susquehanna	1,410	7,847	596	0	9,853	8,266	1,587
Tioga	324	5,280	306	0	5,910	5,519	391
Venango	398	5,012	201	0	5,611	5,221	390
Warren	333	4,769	100	0	5,202	4,805	397
Wayne	473	4,285	201	0	4,959	4,433	526
<b><u>7th Class Counties</u></b>							
Juniata	210	2,320	76	0	2,606	2,459	147
Snyder	246	4,394	248	0	4,888	4,686	202
Union	517	5,215	278	0	6,010	5,521	489
Wyoming	709	3,956	69	0	4,734	3,995	739
<b><u>8th Class Counties</u></b>							
Cameron	26	688	25	0	739	729	10
Forest	80	1,211	24	0	1,315	1,214	101
Fulton	252	3,792	190	0	4,234	3,935	299
Montour	276	1,455	86	0	1,817	1,405	412
Potter	119	2,447	19	0	2,585	2,476	109
Sullivan	67	1,126	46	0	1,239	1,153	86

Magisterial District Judge - 2022 Traffic Processed and Inactive

	Guilty Plea	%	Pre-Dispositional Warrant	% Dismissed	%	Trial Guilty	%	Withdrawn	%	
<b><u>2nd Class County</u></b>										
Allegheny	41,149	41.1	12,723	12.7	20,947	20.9	13,535	13.5	3,944	3.9
<b><u>2A Class Counties</u></b>										
Bucks	31,478	51.1	7,088	11.5	6,312	10.2	7,031	11.4	4,101	6.7
Delaware	29,645	31.9	21,536	23.2	25,081	27.0	7,312	7.9	6,749	7.3
Lancaster	31,421	37.8	15,417	18.5	11,970	14.4	6,015	7.2	14,917	17.9
Montgomery	45,723	37.3	23,023	18.8	26,699	21.8	9,355	7.6	14,489	11.8
<b><u>3rd Class Counties</u></b>										
Berks	28,980	58.9	7,670	15.6	2,825	5.7	3,844	7.8	3,283	6.7
Chester	39,437	59.2	9,458	14.2	6,463	9.7	2,950	4.4	4,925	7.4
Cumberland	20,573	69.8	3,530	12.0	1,295	4.4	1,871	6.4	1,818	6.2
Dauphin	26,303	52.4	14,013	27.9	2,452	4.9	3,765	7.5	2,198	4.4
Erie	18,462	60.9	3,643	12.0	2,919	9.6	2,243	7.4	2,512	8.3
Lackawanna	11,694	45.2	3,377	13.1	5,674	21.9	2,045	7.9	1,410	5.4
Lehigh	36,433	41.3	26,797	30.4	13,280	15.1	7,431	8.4	1,405	1.6
Luzerne	26,802	45.8	9,884	16.9	4,910	8.4	6,078	10.4	4,819	8.2
Northampton	23,555	51.2	7,526	16.4	6,235	13.6	3,974	8.6	2,145	4.7
Westmoreland	17,295	50.6	3,713	10.9	4,842	14.2	3,759	11.0	2,361	6.9
York	42,984	75.7	5,618	9.9	1,449	2.6	3,670	6.5	1,971	3.5
<b><u>4th Class Counties</u></b>										
Beaver	9,604	43.6	1,662	7.6	5,212	23.7	3,945	17.9	646	2.9
Butler	8,006	61.1	753	5.8	619	4.7	1,675	12.8	646	4.9
Cambria	7,635	72.2	560	5.3	643	6.1	860	8.1	636	6.0
Centre	9,711	76.9	1,193	9.4	455	3.6	680	5.4	376	3.0
Fayette	8,678	56.9	1,472	9.7	2,343	15.4	1,814	11.9	653	4.3
Franklin	12,266	81.1	1,176	7.8	385	2.5	634	4.2	567	3.7
Monroe	17,282	52.4	6,079	18.4	2,158	6.5	1,730	5.2	2,993	9.1
Schuylkill	15,292	63.1	3,404	14.1	940	3.9	1,500	6.2	2,026	8.4
Washington	11,011	49.9	2,510	11.4	2,316	10.5	2,797	12.7	810	3.7
<b><u>5th Class Counties</u></b>										
Adams	9,687	83.8	653	5.6	120	1.0	523	4.5	480	4.2
Blair	7,023	72.0	752	7.7	139	1.4	578	5.9	866	8.9
Lawrence	5,169	54.8	948	10.0	967	10.2	848	9.0	557	5.9
Lebanon	16,921	72.7	2,591	11.1	936	4.0	1,257	5.4	1,061	4.6
Lycoming	6,395	77.4	434	5.3	437	5.3	260	3.1	585	7.1
Mercer	6,001	72.6	560	6.8	389	4.7	426	5.2	731	8.8
Northumberland	7,558	59.4	2,873	22.6	258	2.0	575	4.5	1,162	9.1



Magisterial District Judge - 2022 Traffic Processed and Inactive

	Trial Not Guilty	%	Uncategorized	%	Post-Dispositional Other	%	Pre-Dispositional Other	%	Cases Processed
<b><u>2nd Class County</u></b>									
Allegheny	7,223	7.2	238	0.2	396	0.4	2	<0.1	100,157
<b><u>2A Class Counties</u></b>									
Bucks	5,059	8.2	341	0.6	172	0.3	0	--	61,582
Delaware	2,087	2.2	358	0.4	183	0.2	0	--	92,951
Lancaster	3,164	3.8	58	0.1	269	0.3	0	--	83,231
Montgomery	2,275	1.9	722	0.6	311	0.3	0	--	122,597
<b><u>3rd Class Counties</u></b>									
Berks	2,448	5.0	77	0.2	87	0.2	0	--	49,214
Chester	3,212	4.8	150	0.2	56	0.1	0	--	66,651
Cumberland	256	0.9	91	0.3	28	0.1	0	--	29,462
Dauphin	1,200	2.4	230	0.5	58	0.1	0	--	50,219
Erie	183	0.6	260	0.9	75	0.2	0	--	30,297
Lackawanna	1,545	6.0	72	0.3	57	0.2	0	--	25,874
Lehigh	2,456	2.8	158	0.2	220	0.2	0	--	88,180
Luzerne	5,806	9.9	87	0.1	142	0.2	0	--	58,528
Northampton	2,414	5.3	31	0.1	100	0.2	0	--	45,980
Westmoreland	1,681	4.9	425	1.2	98	0.3	0	--	34,174
York	850	1.5	115	0.2	154	0.3	0	--	56,811
<b><u>4th Class Counties</u></b>									
Beaver	822	3.7	56	0.3	66	0.3	0	--	22,013
Butler	1,355	10.3	4	<0.1	35	0.3	0	--	13,093
Cambria	198	1.9	19	0.2	31	0.3	0	--	10,582
Centre	198	1.6	14	0.1	9	0.1	0	--	12,636
Fayette	200	1.3	53	0.3	38	0.2	0	--	15,251
Franklin	77	0.5	13	0.1	11	0.1	0	--	15,129
Monroe	2,673	8.1	9	<0.1	61	0.2	0	--	32,985
Schuylkill	885	3.7	151	0.6	26	0.1	0	--	24,224
Washington	2,441	11.1	126	0.6	44	0.2	0	--	22,055
<b><u>5th Class Counties</u></b>									
Adams	86	0.7	0	--	9	0.1	0	--	11,558
Blair	336	3.4	12	0.1	44	0.5	0	--	9,750
Lawrence	891	9.4	43	0.5	15	0.2	0	--	9,438
Lebanon	416	1.8	35	0.2	56	0.2	0	--	23,273
Lycoming	131	1.6	3	<0.1	20	0.2	0	--	8,265
Mercer	141	1.7	10	0.1	9	0.1	0	--	8,267
Northumberland	220	1.7	23	0.2	50	0.4	0	--	12,719

Magisterial District Judge - 2022 Traffic Processed and Inactive

	Guilty Plea	%	Pre-Dispositional Warrant	%	Dismissed	%	Trial Guilty	%	Withdrawn	%
<b><u>6th Class Counties</u></b>										
Armstrong	2,981	58.6	469	9.2	257	5.1	549	10.8	369	7.3
Bedford	9,453	73.0	2,006	15.5	15	0.1	400	3.1	899	6.9
Bradford	4,315	68.4	314	5.0	530	8.4	670	10.6	433	6.9
Carbon	9,415	60.7	2,221	14.3	1,562	10.1	1,502	9.7	426	2.7
Clarion	4,749	68.4	606	8.7	378	5.4	545	7.9	385	5.5
Clearfield	6,909	75.7	791	8.7	397	4.3	395	4.3	399	4.4
Clinton	6,036	67.8	1,425	16.0	600	6.7	222	2.5	464	5.2
Columbia	8,577	66.6	1,858	14.4	184	1.4	786	6.1	1,169	9.1
Crawford	5,007	71.9	480	6.9	439	6.3	387	5.6	546	7.8
Elk	3,060	82.5	161	4.3	30	0.8	195	5.3	201	5.4
Greene	2,762	54.6	441	8.7	497	9.8	756	15.0	436	8.6
Huntingdon	4,213	82.9	433	8.5	51	1.0	204	4.0	113	2.2
Indiana	5,946	77.2	511	6.6	304	3.9	380	4.9	232	3.0
Jefferson	6,263	77.7	414	5.1	320	4.0	317	3.9	581	7.2
McKean	2,866	64.2	260	5.8	226	5.1	616	13.8	151	3.4
Mifflin	4,098	83.4	248	5.0	5	0.1	202	4.1	269	5.5
Perry	2,236	74.9	269	9.0	92	3.1	199	6.7	128	4.3
Pike	4,200	63.0	689	10.3	662	9.9	535	8.0	446	6.7
Somerset	10,072	76.9	1,020	7.8	5	<0.1	1,018	7.8	597	4.6
Susquehanna	4,225	51.1	1,102	13.3	588	7.1	501	6.1	322	3.9
Tioga	3,811	69.1	407	7.4	624	11.3	309	5.6	331	6.0
Venango	3,690	70.7	275	5.3	334	6.4	525	10.1	282	5.4
Warren	3,028	63.0	171	3.6	1,113	23.2	181	3.8	252	5.2
Wayne	2,754	62.1	320	7.2	554	12.5	350	7.9	429	9.7
<b><u>7th Class Counties</u></b>										
Juniata	2,040	83.0	158	6.4	32	1.3	102	4.1	98	4.0
Snyder	3,993	85.2	282	6.0	19	0.4	179	3.8	202	4.3
Union	4,515	81.8	250	4.5	35	0.6	115	2.1	586	10.6
Wyoming	2,870	71.8	175	4.4	162	4.1	446	11.2	221	5.5
<b><u>8th Class Counties</u></b>										
Cameron	482	66.1	23	3.2	105	14.4	39	5.3	68	9.3
Forest	912	75.1	9	0.7	67	5.5	113	9.3	19	1.6
Fulton	3,095	78.7	344	8.7	21	0.5	210	5.3	194	4.9
Montour	1,064	75.7	117	8.3	2	0.1	53	3.8	137	9.8
Potter	2,045	82.6	58	2.3	139	5.6	131	5.3	62	2.5
Sullivan	818	70.9	57	4.9	138	12.0	44	3.8	28	2.4

Magisterial District Judge - 2022 Traffic Processed and Inactive

	Trial Not Guilty	%	Uncategorized	%	Post-Dispositional Other	%	Pre-Dispositional Other	%	Cases Processed
<b><u>6th Class Counties</u></b>									
Armstrong	425	8.4	22	0.4	12	0.2	0	--	5,084
Bedford	173	1.3	1	<0.1	5	<0.1	0	--	12,952
Bradford	46	0.7	0	--	5	0.1	0	--	6,313
Carbon	349	2.3	18	0.1	17	0.1	0	--	15,510
Clarion	275	4.0	1	<0.1	1	<0.1	0	--	6,940
Clearfield	225	2.5	8	0.1	4	<0.1	0	--	9,128
Clinton	144	1.6	1	<0.1	12	0.1	0	--	8,904
Columbia	261	2.0	0	--	35	0.3	0	--	12,870
Crawford	83	1.2	12	0.2	6	0.1	0	--	6,960
Elk	57	1.5	3	0.1	0	--	0	--	3,707
Greene	146	2.9	3	0.1	14	0.3	0	--	5,055
Huntingdon	65	1.3	0	--	1	<0.1	0	--	5,080
Indiana	308	4.0	14	0.2	12	0.2	0	--	7,707
Jefferson	163	2.0	0	--	2	<0.1	0	--	8,060
McKean	331	7.4	3	0.1	12	0.3	0	--	4,465
Mifflin	60	1.2	28	0.6	4	0.1	0	--	4,914
Perry	23	0.8	40	1.3	0	--	0	--	2,987
Pike	124	1.9	1	<0.1	7	0.1	0	--	6,664
Somerset	312	2.4	60	0.5	6	<0.1	0	--	13,090
Susquehanna	1,482	17.9	1	<0.1	45	0.5	0	--	8,266
Tioga	36	0.7	1	<0.1	0	--	0	--	5,519
Venango	105	2.0	2	<0.1	8	0.2	0	--	5,221
Warren	58	1.2	0	--	2	<0.1	0	--	4,805
Wayne	18	0.4	4	0.1	4	0.1	0	--	4,433
<b><u>7th Class Counties</u></b>									
Juniata	19	0.8	6	0.2	4	0.2	0	--	2,459
Snyder	8	0.2	0	--	3	0.1	0	--	4,686
Union	18	0.3	2	<0.1	0	--	0	--	5,521
Wyoming	119	3.0	0	--	2	0.1	0	--	3,995
<b><u>8th Class Counties</u></b>									
Cameron	12	1.6	0	--	0	--	0	--	729
Forest	93	7.7	0	--	1	0.1	0	--	1,214
Fulton	50	1.3	18	0.5	3	0.1	0	--	3,935
Montour	32	2.3	0	--	0	--	0	--	1,405
Potter	40	1.6	0	--	1	<0.1	0	--	2,476
Sullivan	68	5.9	0	--	0	--	0	--	1,153

Magisterial District Judge - 2022 Age of Pending Traffic

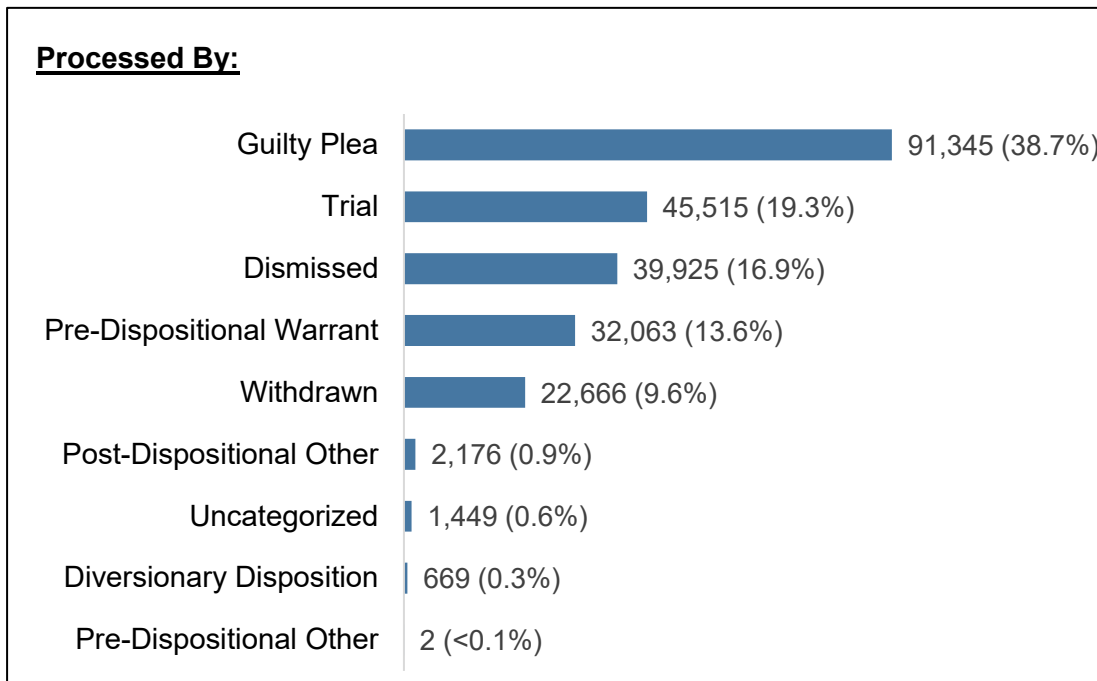
	0-60 Days	%	61-120 Days	%	121-180 Days	%	181-240 Days	%	241-300 Days	%	301-360 Days	%	Over 360 Days	%
<b><u>2nd Class County</u></b>														
<b>Allegheny</b>	10,144	22.1	4,107	8.9	2,263	4.9	1,645	3.6	1,055	2.3	750	1.6	25,943	56.5
<b><u>2A Class Counties</u></b>														
<b>Bucks</b>	5,107	67.0	1,831	24.0	406	5.3	172	2.3	33	0.4	10	0.1	59	0.8
<b>Delaware</b>	6,497	15.0	5,021	11.6	4,431	10.3	3,339	7.7	3,748	8.7	1,592	3.7	18,585	43.0
<b>Lancaster</b>	7,173	57.5	2,829	22.7	1,338	10.7	633	5.1	215	1.7	114	0.9	171	1.4
<b>Montgomery</b>	7,195	26.6	4,183	15.4	2,671	9.9	1,463	5.4	1,075	4.0	832	3.1	9,679	35.7
<b><u>3rd Class Counties</u></b>														
<b>Berks</b>	3,465	69.8	899	18.1	320	6.4	152	3.1	44	0.9	22	0.4	63	1.3
<b>Chester</b>	6,124	78.3	1,214	15.5	207	2.6	166	2.1	69	0.9	5	0.1	40	0.5
<b>Cumberland</b>	2,004	77.3	288	11.1	104	4.0	38	1.5	39	1.5	37	1.4	83	3.2
<b>Dauphin</b>	3,389	20.1	1,208	7.2	1,478	8.8	1,810	10.7	1,495	8.9	801	4.7	6,704	39.7
<b>Erie</b>	2,950	61.8	886	18.6	401	8.4	152	3.2	91	1.9	59	1.2	232	4.9
<b>Lackawanna</b>	3,696	14.7	931	3.7	1,050	4.2	1,897	7.6	824	3.3	584	2.3	16,142	64.2
<b>Lehigh</b>	11,155	29.4	5,970	15.8	5,884	15.5	4,498	11.9	1,871	4.9	1,372	3.6	7,134	18.8
<b>Luzerne</b>	3,900	39.6	1,454	14.8	792	8.0	607	6.2	370	3.8	301	3.1	2,426	24.6
<b>Northampton</b>	4,978	45.4	2,650	24.2	1,155	10.5	694	6.3	323	2.9	152	1.4	1,018	9.3
<b>Westmoreland</b>	2,416	53.6	871	19.3	344	7.6	226	5.0	96	2.1	50	1.1	508	11.3
<b>York</b>	4,584	52.0	1,844	20.9	1,078	12.2	445	5.1	188	2.1	123	1.4	547	6.2
<b><u>4th Class Counties</u></b>														
<b>Beaver</b>	2,016	41.4	813	16.7	421	8.6	246	5.1	171	3.5	82	1.7	1,121	23.0
<b>Butler</b>	940	63.7	247	16.7	93	6.3	34	2.3	26	1.8	13	0.9	122	8.3
<b>Cambria</b>	768	79.6	130	13.5	32	3.3	9	0.9	9	0.9	3	0.3	14	1.5
<b>Centre</b>	440	74.8	91	15.5	31	5.3	16	2.7	0	--	3	0.5	7	1.2
<b>Fayette</b>	1,512	78.9	294	15.3	77	4.0	18	0.9	7	0.4	1	0.1	7	0.4
<b>Franklin</b>	1,033	80.8	148	11.6	30	2.3	22	1.7	1	0.1	20	1.6	24	1.9
<b>Monroe</b>	2,493	74.4	329	9.8	86	2.6	94	2.8	57	1.7	24	0.7	268	8.0
<b>Schuylkill</b>	1,759	62.2	405	14.3	179	6.3	112	4.0	66	2.3	80	2.8	229	8.1
<b>Washington</b>	2,203	55.6	650	16.4	148	3.7	93	2.3	155	3.9	75	1.9	639	16.1
<b><u>5th Class Counties</u></b>														
<b>Adams</b>	577	75.6	116	15.2	46	6.0	13	1.7	1	0.1	3	0.4	7	0.9
<b>Blair</b>	603	85.2	82	11.6	8	1.1	6	0.8	0	--	0	--	9	1.3
<b>Lawrence</b>	533	40.7	202	15.4	139	10.6	111	8.5	83	6.3	29	2.2	211	16.1
<b>Lebanon</b>	1,303	66.5	303	15.5	126	6.4	55	2.8	33	1.7	34	1.7	105	5.4
<b>Lycoming</b>	596	89.6	54	8.1	2	0.3	0	--	1	0.2	2	0.3	10	1.5
<b>Mercer</b>	284	80.5	42	11.9	8	2.3	0	--	2	0.6	0	--	17	4.8
<b>Northumberland</b>	661	72.0	125	13.6	18	2.0	13	1.4	26	2.8	6	0.7	69	7.5

Magisterial District Judge - 2022 Age of Pending Traffic

	0-60 Days	%	61-120 Days	%	121-180 Days	%	181-240 Days	%	241-300 Days	%	301-360 Days	%	Over 360 Days	%
<b><u>6th Class Counties</u></b>														
Armstrong	304	72.0	87	20.6	20	4.7	2	0.5	3	0.7	0	--	6	1.4
Bedford	638	80.9	99	12.5	18	2.3	1	0.1	16	2.0	3	0.4	14	1.8
Bradford	449	68.4	123	18.8	26	4.0	39	5.9	1	0.2	1	0.2	17	2.6
Carbon	1,319	76.2	318	18.4	50	2.9	19	1.1	2	0.1	4	0.2	20	1.2
Clarion	387	78.0	54	10.9	24	4.8	15	3.0	0	--	12	2.4	4	0.8
Clearfield	417	66.9	99	15.9	42	6.7	4	0.6	14	2.2	10	1.6	37	5.9
Clinton	366	92.7	18	4.6	6	1.5	0	--	4	1.0	1	0.3	0	--
Columbia	799	84.9	126	13.4	7	0.7	1	0.1	2	0.2	0	--	6	0.6
Crawford	506	88.2	45	7.8	8	1.4	2	0.3	1	0.2	1	0.2	11	1.9
Elk	116	93.5	7	5.6	0	--	0	--	0	--	0	--	1	0.8
Greene	430	52.3	182	22.1	39	4.7	21	2.6	36	4.4	22	2.7	92	11.2
Huntingdon	313	91.3	29	8.5	0	--	0	--	1	0.3	0	--	0	--
Indiana	551	86.9	48	7.6	13	2.1	4	0.6	1	0.2	0	--	17	2.7
Jefferson	384	85.3	51	11.3	5	1.1	5	1.1	0	--	0	--	5	1.1
McKean	281	50.6	75	13.5	33	5.9	18	3.2	28	5.0	28	5.0	92	16.6
Mifflin	174	85.3	20	9.8	4	2.0	0	--	0	--	0	--	6	2.9
Perry	187	84.2	12	5.4	1	0.5	8	3.6	1	0.5	3	1.4	10	4.5
Pike	394	67.4	96	16.4	18	3.1	15	2.6	5	0.9	15	2.6	42	7.2
Somerset	705	87.9	81	10.1	4	0.5	6	0.7	0	--	3	0.4	3	0.4
Susquehanna	551	34.7	302	19.0	173	10.9	228	14.4	156	9.8	102	6.4	75	4.7
Tioga	259	66.2	75	19.2	23	5.9	18	4.6	7	1.8	0	--	9	2.3
Venango	344	88.2	29	7.4	5	1.3	1	0.3	2	0.5	4	1.0	5	1.3
Warren	325	81.9	52	13.1	7	1.8	1	0.3	6	1.5	1	0.3	5	1.3
Wayne	353	67.1	68	12.9	37	7.0	19	3.6	12	2.3	1	0.2	36	6.8
<b><u>7th Class Counties</u></b>														
Juniata	111	75.5	6	4.1	7	4.8	1	0.7	0	--	0	--	22	15.0
Snyder	192	95.0	2	1.0	1	0.5	0	--	0	--	0	--	7	3.5
Union	303	62.0	64	13.1	15	3.1	38	7.8	53	10.8	10	2.0	6	1.2
Wyoming	170	23.0	92	12.4	60	8.1	90	12.2	67	9.1	31	4.2	229	31.0
<b><u>8th Class Counties</u></b>														
Cameron	7	70.0	2	20.0	0	--	0	--	1	10.0	0	--	0	--
Forest	67	66.3	22	21.8	0	--	0	--	5	5.0	0	--	7	6.9
Fulton	256	85.6	18	6.0	9	3.0	7	2.3	0	--	1	0.3	8	2.7
Montour	102	24.8	76	18.4	52	12.6	23	5.6	41	10.0	7	1.7	111	26.9
Potter	96	88.1	9	8.3	2	1.8	0	--	0	--	0	--	2	1.8
Sullivan	81	94.2	5	5.8	0	--	0	--	0	--	0	--	0	--

## 2022 Magisterial District Judge State Totals Non-Traffic

Cases Pending 1/1/22	63,348	Age of Pending Cases		
New Cases Filed	206,378	<b>0-60 Days</b>	22,880	36.9%
Active Warrant Status Change	28,025	<b>61-120 Days</b>	10,848	17.5%
Closed Case Status Change	22	<b>121-180 Days</b>	4,905	7.9%
<b>Cases Available for Processing</b>	<b>297,773</b>	<b>181-240 Days</b>	3,088	5.0%
		<b>241-300 Days</b>	2,066	3.3%
<b>Cases Processed and Inactive</b>	<b>235,810</b>	<b>301-360 Days</b>	1,334	2.2%
		<b>Over 360 Days</b>	16,842	27.2%
<b>Cases Pending 12/31/22</b>	<b>61,963</b>	<b>Total</b>	<b>61,963</b>	



\* Trial Guilty                    32,600        (71.6%)

Trial Not Guilty                12,915        (28.4%)

For the most recent data, visit the AOPC website at <http://www.pacourts.us/news-and-statistics/research-and-statistics/dashboard-table-of-contents/magisterial-district-courts-statewide-dashboard>

Magisterial District Judge - 2022 Non-Traffic Available for Processing

	Cases Pending 1/1/22	New Cases Filed	Active Warrant Status Change	Closed Case Status Change	Cases Available for Processing	Cases Processed	Cases Pending 12/31/22
<b><u>2nd Class County</u></b>							
Allegheny	13,013	20,438	2,175	1	35,627	25,621	10,006
<b><u>2A Class Counties</u></b>							
Bucks	1,212	6,847	720	0	8,779	7,409	1,370
Delaware	12,938	13,587	2,081	0	28,606	17,099	11,507
Lancaster	1,046	7,401	1,641	0	10,088	8,645	1,443
Montgomery	3,723	9,844	2,435	0	16,002	12,093	3,909
<b><u>3rd Class Counties</u></b>							
Berks	1,249	7,819	1,761	0	10,829	9,742	1,087
Chester	1,559	7,259	864	0	9,682	8,174	1,508
Cumberland	821	3,640	700	0	5,161	4,438	723
Dauphin	1,644	8,716	1,030	0	11,390	7,839	3,551
Erie	1,537	8,566	691	9	10,803	8,961	1,842
Lackawanna	1,818	3,585	337	0	5,740	3,656	2,084
Lehigh	1,294	6,062	1,681	0	9,037	7,647	1,390
Luzerne	3,336	8,988	2,043	0	14,367	11,312	3,055
Northampton	848	4,702	519	4	6,073	5,162	911
Westmoreland	1,038	4,496	427	0	5,961	4,765	1,196
York	1,178	7,614	498	1	9,291	7,827	1,464
<b><u>4th Class Counties</u></b>							
Beaver	962	3,372	368	0	4,702	3,585	1,117
Butler	447	2,254	75	0	2,776	2,382	394
Cambria	407	2,230	119	0	2,756	2,395	361
Centre	470	2,770	170	0	3,410	2,891	519
Fayette	669	4,312	786	0	5,767	4,959	808
Franklin	663	2,958	127	0	3,748	3,216	532
Monroe	823	3,338	651	0	4,812	4,044	768
Schuylkill	894	3,642	814	0	5,350	4,662	688
Washington	1,270	6,158	649	0	8,077	6,445	1,632
<b><u>5th Class Counties</u></b>							
Adams	260	1,258	31	0	1,549	1,352	197
Blair	789	2,828	272	0	3,889	3,300	589
Lawrence	319	1,384	230	0	1,933	1,691	242
Lebanon	392	2,535	466	0	3,393	2,904	489
Lycoming	287	1,798	128	0	2,213	1,949	264
Mercer	261	1,446	245	1	1,953	1,784	169
Northumberland	958	2,646	712	0	4,316	3,716	600

Magisterial District Judge - 2022 Non-Traffic Available for Processing

	Cases Pending 1/1/22	New Cases Filed	Active Warrant Status Change	Closed Case Status Change	Cases Available for Processing	Cases Processed	Cases Pending 12/31/22
<b><u>6th Class Counties</u></b>							
Armstrong	194	1,463	152	0	1,809	1,548	261
Bedford	198	763	59	0	1,020	901	119
Bradford	187	985	58	0	1,230	1,084	146
Carbon	247	2,058	186	1	2,492	2,161	331
Clarion	72	574	22	0	668	585	83
Clearfield	294	1,490	72	0	1,856	1,522	334
Clinton	99	887	59	0	1,045	916	129
Columbia	219	1,355	177	0	1,751	1,575	176
Crawford	285	2,029	67	0	2,381	2,080	301
Elk	30	361	13	0	404	381	23
Greene	280	1,195	74	0	1,549	1,195	354
Huntingdon	87	710	28	0	825	737	88
Indiana	253	1,514	160	0	1,927	1,732	195
Jefferson	74	765	29	0	868	756	112
McKean	225	907	50	0	1,182	943	239
Mifflin	77	823	25	1	926	815	111
Perry	178	3,645	619	0	4,442	3,799	643
Pike	246	983	58	0	1,287	1,106	181
Somerset	183	1,297	53	0	1,533	1,322	211
Susquehanna	159	630	14	0	803	651	152
Tioga	83	650	45	0	778	689	89
Venango	135	923	79	0	1,137	993	144
Warren	122	795	36	4	957	844	113
Wayne	178	884	64	0	1,126	942	184
<b><u>7th Class Counties</u></b>							
Juniata	458	1,051	137	0	1,646	1,439	207
Snyder	83	583	59	0	725	684	41
Union	180	1,008	81	0	1,269	1,085	184
Wyoming	66	353	9	0	428	365	63
<b><u>8th Class Counties</u></b>							
Cameron	9	144	8	0	161	148	13
Forest	37	107	0	0	144	111	33
Fulton	71	280	9	0	360	284	76
Montour	145	235	42	0	422	266	156
Potter	60	286	19	0	365	334	31
Sullivan	9	152	16	0	177	152	25



Magisterial District Judge - 2022 Non-Traffic Processed and Inactive

	Guilty Plea	% Dismissed		%	Pre- Dispositional Warrant	%	Trial Guilty	%	Withdrawn	%	Trial Not Guilty	
<b><u>2nd Class County</u></b>												
Allegheny	7,717	30.1	6,850	26.7	3,485	13.6	3,575	14.0	2,157	8.4	1,508	
<b><u>2A Class Counties</u></b>												
Bucks	2,769	37.4	1,111	15.0	1,002	13.5	1,128	15.2	833	11.2	433	
Delaware	3,784	22.1	2,346	13.7	3,832	22.4	2,811	16.4	2,980	17.4	928	
Lancaster	3,750	43.4	1,863	21.6	1,061	12.3	951	11.0	629	7.3	341	
Montgomery	3,477	28.8	2,470	20.4	2,472	20.4	1,762	14.6	1,306	10.8	284	
<b><u>3rd Class Counties</u></b>												
Berks	2,579	26.5	1,936	19.9	1,787	18.3	1,367	14.0	812	8.3	1,146	
Chester	4,229	51.7	1,384	16.9	788	9.6	757	9.3	574	7.0	353	
Cumberland	2,298	51.8	637	14.4	497	11.2	483	10.9	171	3.9	107	
Dauphin	3,086	39.4	773	9.9	1,271	16.2	1,180	15.1	832	10.6	382	
Erie	3,132	35.0	1,568	17.5	869	9.7	2,059	23.0	844	9.4	374	
Lackawanna	1,143	31.3	924	25.3	701	19.2	391	10.7	290	7.9	155	
Lehigh	2,263	29.6	2,330	30.5	917	12.0	1,228	16.1	539	7.0	252	
Luzerne	2,985	26.4	2,668	23.6	2,004	17.7	1,282	11.3	1,195	10.6	697	
Northampton	2,133	41.3	512	9.9	702	13.6	848	16.4	587	11.4	216	
Westmoreland	1,894	39.7	985	20.7	504	10.6	623	13.1	315	6.6	310	
York	5,041	64.4	497	6.3	734	9.4	880	11.2	348	4.4	278	
<b><u>4th Class Counties</u></b>												
Beaver	1,199	33.4	740	20.6	332	9.3	814	22.7	290	8.1	184	
Butler	1,114	46.8	431	18.1	104	4.4	391	16.4	81	3.4	249	
Cambria	1,346	56.2	384	16.0	149	6.2	274	11.4	129	5.4	85	
Centre	1,183	40.9	1,113	38.5	165	5.7	199	6.9	139	4.8	83	
Fayette	1,791	36.1	1,351	27.2	551	11.1	569	11.5	535	10.8	74	
Franklin	1,783	55.4	549	17.1	262	8.1	278	8.6	158	4.9	99	
Monroe	1,658	41.0	472	11.7	583	14.4	295	7.3	685	16.9	257	
Schuylkill	1,501	32.2	165	3.5	993	21.3	610	13.1	709	15.2	618	
Washington	1,622	25.2	1,126	17.5	834	12.9	1,286	20.0	876	13.6	644	
<b><u>5th Class Counties</u></b>												
Adams	800	59.2	71	5.3	61	4.5	167	12.4	153	11.3	94	
Blair	1,082	32.8	433	13.1	316	9.6	499	15.1	711	21.5	209	
Lawrence	532	31.5	221	13.1	243	14.4	259	15.3	258	15.3	148	
Lebanon	1,447	49.8	261	9.0	256	8.8	427	14.7	297	10.2	164	
Lycoming	1,082	55.5	40	2.1	149	7.6	276	14.2	195	10.0	183	
Mercer	951	53.3	252	14.1	159	8.9	148	8.3	191	10.7	55	
Northumberland	1,321	35.5	212	5.7	1,217	32.8	357	9.6	427	11.5	130	

Magisterial District Judge - 2022 Non-Traffic Processed and Inactive

	%	Diversionary Disposition	% Uncategorized		%	Post- Dispositional Other	%	Pre-Dispositional Other	%	Cases Processed
<b><u>2nd Class County</u></b>										
Allegheny	5.9	1	<0.1	18	0.1	310	1.2	0	--	25,621
<b><u>2A Class Counties</u></b>										
Bucks	5.8	29	0.4	10	0.1	94	1.3	0	--	7,409
Delaware	5.4	1	<0.1	137	0.8	280	1.6	0	--	17,099
Lancaster	3.9	1	<0.1	21	0.2	28	0.3	0	--	8,645
Montgomery	2.3	0	--	54	0.4	268	2.2	0	--	12,093
<b><u>3rd Class Counties</u></b>										
Berks	11.8	41	0.4	23	0.2	50	0.5	1	<0.1	9,742
Chester	4.3	0	--	57	0.7	32	0.4	0	--	8,174
Cumberland	2.4	0	--	203	4.6	42	0.9	0	--	4,438
Dauphin	4.9	118	1.5	156	2.0	40	0.5	1	<0.1	7,839
Erie	4.2	26	0.3	46	0.5	43	0.5	0	--	8,961
Lackawanna	4.2	9	0.2	40	1.1	3	0.1	0	--	3,656
Lehigh	3.3	16	0.2	21	0.3	81	1.1	0	--	7,647
Luzerne	6.2	0	--	88	0.8	393	3.5	0	--	11,312
Northampton	4.2	136	2.6	13	0.3	15	0.3	0	--	5,162
Westmoreland	6.5	8	0.2	83	1.7	43	0.9	0	--	4,765
York	3.6	6	0.1	22	0.3	21	0.3	0	--	7,827
<b><u>4th Class Counties</u></b>										
Beaver	5.1	0	--	0	--	26	0.7	0	--	3,585
Butler	10.5	0	--	5	0.2	7	0.3	0	--	2,382
Cambria	3.5	0	--	15	0.6	13	0.5	0	--	2,395
Centre	2.9	3	0.1	4	0.1	2	0.1	0	--	2,891
Fayette	1.5	0	--	61	1.2	27	0.5	0	--	4,959
Franklin	3.1	30	0.9	52	1.6	5	0.2	0	--	3,216
Monroe	6.4	50	1.2	8	0.2	36	0.9	0	--	4,044
Schuylkill	13.3	3	0.1	28	0.6	35	0.8	0	--	4,662
Washington	10.0	9	0.1	22	0.3	26	0.4	0	--	6,445
<b><u>5th Class Counties</u></b>										
Adams	7.0	2	0.1	1	0.1	3	0.2	0	--	1,352
Blair	6.3	14	0.4	11	0.3	25	0.8	0	--	3,300
Lawrence	8.8	0	--	18	1.1	12	0.7	0	--	1,691
Lebanon	5.6	0	--	20	0.7	32	1.1	0	--	2,904
Lycoming	9.4	0	--	10	0.5	14	0.7	0	--	1,949
Mercer	3.1	13	0.7	9	0.5	6	0.3	0	--	1,784
Northumberland	3.5	0	--	29	0.8	23	0.6	0	--	3,716

Magisterial District Judge - 2022 Non-Traffic Processed and Inactive

	Guilty Plea	% Dismissed	%	Pre- Dispositional Warrant	%	Trial Guilty	%	Withdrawn	%	Trial Not Guilty	
<b><u>6th Class Counties</u></b>											
Armstrong	538	34.8	266	17.2	94	6.1	328	21.2	78	5.0	229
Bedford	573	63.6	31	3.4	38	4.2	107	11.9	58	6.4	83
Bradford	599	55.3	128	11.8	50	4.6	169	15.6	63	5.8	68
Carbon	1,051	48.6	183	8.5	383	17.7	275	12.7	127	5.9	121
Clarion	341	58.3	51	8.7	32	5.5	80	13.7	40	6.8	29
Clearfield	945	62.1	180	11.8	69	4.5	170	11.2	62	4.1	82
Clinton	485	52.9	38	4.1	47	5.1	102	11.1	121	13.2	105
Columbia	794	50.4	121	7.7	203	12.9	160	10.2	241	15.3	55
Crawford	1,212	58.3	144	6.9	146	7.0	322	15.5	180	8.7	66
Elk	258	67.7	1	0.3	24	6.3	62	16.3	16	4.2	19
Greene	261	21.8	180	15.1	175	14.6	463	38.7	97	8.1	15
Huntingdon	469	63.6	43	5.8	29	3.9	119	16.1	36	4.9	35
Indiana	930	53.7	228	13.2	144	8.3	189	10.9	75	4.3	77
Jefferson	441	58.3	34	4.5	26	3.4	122	16.1	54	7.1	78
McKean	556	59.0	44	4.7	54	5.7	141	15.0	68	7.2	73
Mifflin	530	65.0	9	1.1	38	4.7	125	15.3	30	3.7	57
Perry	2,473	65.1	419	11.0	618	16.3	150	3.9	98	2.6	8
Pike	498	45.0	207	18.7	99	9.0	145	13.1	66	6.0	72
Somerset	672	50.8	13	1.0	83	6.3	207	15.7	116	8.8	182
Susquehanna	186	28.6	115	17.7	29	4.5	134	20.6	79	12.1	107
Tioga	407	59.1	119	17.3	25	3.6	57	8.3	57	8.3	21
Venango	475	47.8	109	11.0	101	10.2	167	16.8	95	9.6	31
Warren	509	60.3	12	1.4	48	5.7	104	12.3	100	11.8	40
Wayne	552	58.6	75	8.0	75	8.0	105	11.1	104	11.0	29
<b><u>7th Class Counties</u></b>											
Juniata	928	64.5	150	10.4	211	14.7	70	4.9	64	4.4	14
Snyder	370	54.1	102	14.9	47	6.9	101	14.8	57	8.3	6
Union	655	60.4	141	13.0	72	6.6	61	5.6	113	10.4	34
Wyoming	214	58.6	26	7.1	27	7.4	37	10.1	31	8.5	27
<b><u>8th Class Counties</u></b>											
Cameron	57	38.5	23	15.5	3	2.0	34	23.0	12	8.1	19
Forest	75	67.6	2	1.8	2	1.8	15	13.5	2	1.8	11
Fulton	145	51.1	26	9.2	12	4.2	42	14.8	11	3.9	35
Montour	129	48.5	10	3.8	39	14.7	11	4.1	29	10.9	21
Potter	226	67.7	7	2.1	16	4.8	34	10.2	34	10.2	15
Sullivan	99	65.1	13	8.6	4	2.6	18	11.8	6	3.9	11

Magisterial District Judge - 2022 Non-Traffic Processed and Inactive

	%	Diversions Disposition	%	Uncategorized	%	Post- Dispositional Other	%	Pre-Dispositional Other	%	Cases Processed
<b><u>6th Class Counties</u></b>										
Armstrong	14.8	2	0.1	9	0.6	4	0.3	0	--	1,548
Bedford	9.2	2	0.2	8	0.9	1	0.1	0	--	901
Bradford	6.3	0	--	2	0.2	5	0.5	0	--	1,084
Carbon	5.6	7	0.3	8	0.4	6	0.3	0	--	2,161
Clarion	5.0	0	--	2	0.3	10	1.7	0	--	585
Clearfield	5.4	0	--	1	0.1	13	0.9	0	--	1,522
Clinton	11.5	9	1.0	0	--	9	1.0	0	--	916
Columbia	3.5	0	--	0	--	1	0.1	0	--	1,575
Crawford	3.2	0	--	5	0.2	5	0.2	0	--	2,080
Elk	5.0	0	--	0	--	1	0.3	0	--	381
Greene	1.3	0	--	1	0.1	3	0.3	0	--	1,195
Huntingdon	4.7	0	--	6	0.8	0	--	0	--	737
Indiana	4.4	71	4.1	9	0.5	9	0.5	0	--	1,732
Jefferson	10.3	0	--	1	0.1	0	--	0	--	756
McKean	7.7	0	--	6	0.6	1	0.1	0	--	943
Mifflin	7.0	14	1.7	6	0.7	6	0.7	0	--	815
Perry	0.2	0	--	13	0.3	20	0.5	0	--	3,799
Pike	6.5	0	--	18	1.6	1	0.1	0	--	1,106
Somerset	13.8	0	--	42	3.2	7	0.5	0	--	1,322
Susquehanna	16.4	0	--	1	0.2	0	--	0	--	651
Tioga	3.0	0	--	3	0.4	0	--	0	--	689
Venango	3.1	13	1.3	2	0.2	0	--	0	--	993
Warren	4.7	31	3.7	0	--	0	--	0	--	844
Wayne	3.1	0	--	1	0.1	1	0.1	0	--	942
<b><u>7th Class Counties</u></b>										
Juniata	1.0	0	--	0	--	2	0.1	0	--	1,439
Snyder	0.9	0	--	0	--	1	0.1	0	--	684
Union	3.1	0	--	2	0.2	7	0.6	0	--	1,085
Wyoming	7.4	0	--	2	0.5	1	0.3	0	--	365
<b><u>8th Class Counties</u></b>										
Cameron	12.8	0	--	0	--	0	--	0	--	148
Forest	9.9	2	1.8	2	1.8	0	--	0	--	111
Fulton	12.3	1	0.4	12	4.2	0	--	0	--	284
Montour	7.9	0	--	0	--	27	10.2	0	--	266
Potter	4.5	1	0.3	1	0.3	0	--	0	--	334
Sullivan	7.2	0	--	1	0.7	0	--	0	--	152

Magisterial District Judge - 2022 Age of Pending Non-Traffic

	0-60 Days	%	61-120 Days	%	121-180 Days	%	181-240 Days	%	241-300 Days	%	301-360 Days	%	Over 360 Days	%
<b><u>2nd Class County</u></b>														
Allegheny	2,458	24.6	1,551	15.5	708	7.1	386	3.9	235	2.3	136	1.4	4,532	45.3
<b><u>2A Class Counties</u></b>														
Bucks	782	57.1	345	25.2	119	8.7	51	3.7	38	2.8	13	0.9	22	1.6
Delaware	2,017	17.5	1,251	10.9	889	7.7	633	5.5	556	4.8	313	2.7	5,848	50.8
Lancaster	881	61.1	248	17.2	131	9.1	73	5.1	28	1.9	16	1.1	66	4.6
Montgomery	1,392	35.6	497	12.7	332	8.5	183	4.7	126	3.2	139	3.6	1,240	31.7
<b><u>3rd Class Counties</u></b>														
Berks	679	62.5	234	21.5	60	5.5	48	4.4	14	1.3	5	0.5	47	4.3
Chester	815	54.0	444	29.4	125	8.3	40	2.7	25	1.7	12	0.8	47	3.1
Cumberland	380	52.6	142	19.6	54	7.5	32	4.4	22	3.0	19	2.6	74	10.2
Dauphin	846	23.8	636	17.9	597	16.8	526	14.8	255	7.2	250	7.0	441	12.4
Erie	959	52.1	320	17.4	182	9.9	150	8.1	37	2.0	21	1.1	173	9.4
Lackawanna	519	24.9	262	12.6	107	5.1	68	3.3	29	1.4	29	1.4	1,070	51.3
Lehigh	681	49.0	330	23.7	148	10.6	56	4.0	34	2.4	22	1.6	119	8.6
Luzerne	873	28.6	472	15.5	276	9.0	129	4.2	108	3.5	86	2.8	1,111	36.4
Northampton	498	54.7	160	17.6	85	9.3	38	4.2	26	2.9	34	3.7	70	7.7
Westmoreland	524	43.8	252	21.1	94	7.9	29	2.4	37	3.1	21	1.8	239	20.0
York	891	60.9	266	18.2	129	8.8	61	4.2	32	2.2	9	0.6	76	5.2
<b><u>4th Class Counties</u></b>														
Beaver	320	28.6	230	20.6	88	7.9	60	5.4	25	2.2	20	1.8	374	33.5
Butler	228	57.9	92	23.4	24	6.1	4	1.0	4	1.0	4	1.0	38	9.6
Cambria	214	59.3	77	21.3	26	7.2	15	4.2	7	1.9	2	0.6	20	5.5
Centre	296	57.0	174	33.5	15	2.9	21	4.0	6	1.2	2	0.4	5	1.0
Fayette	606	75.0	153	18.9	21	2.6	5	0.6	1	0.1	3	0.4	19	2.4
Franklin	302	56.8	87	16.4	36	6.8	20	3.8	46	8.6	2	0.4	39	7.3
Monroe	414	53.9	136	17.7	36	4.7	25	3.3	13	1.7	6	0.8	138	18.0
Schuylkill	332	48.3	164	23.8	35	5.1	23	3.3	28	4.1	9	1.3	97	14.1
Washington	805	49.3	316	19.4	129	7.9	184	11.3	115	7.0	9	0.6	74	4.5
<b><u>5th Class Counties</u></b>														
Adams	105	53.3	50	25.4	18	9.1	5	2.5	5	2.5	2	1.0	12	6.1
Blair	328	55.7	145	24.6	32	5.4	14	2.4	22	3.7	10	1.7	38	6.5
Lawrence	130	53.7	33	13.6	11	4.5	5	2.1	26	10.7	25	10.3	12	5.0
Lebanon	237	48.5	99	20.2	29	5.9	26	5.3	31	6.3	30	6.1	37	7.6
Lycoming	159	60.2	65	24.6	6	2.3	8	3.0	3	1.1	0	--	23	8.7
Mercer	92	54.4	29	17.2	7	4.1	4	2.4	9	5.3	2	1.2	26	15.4
Northumberland	283	47.2	82	13.7	36	6.0	9	1.5	4	0.7	6	1.0	180	30.0

Magisterial District Judge - 2022 Age of Pending Non-Traffic

	0-60 Days	%	61-120 Days	%	121-180 Days	%	181-240 Days	%	241-300 Days	%	301-360 Days	%	Over 360 Days	%
<b><u>6th Class Counties</u></b>														
Armstrong	149	57.1	80	30.7	16	6.1	2	0.8	2	0.8	6	2.3	6	2.3
Bedford	58	48.7	24	20.2	10	8.4	3	2.5	1	0.8	0	--	23	19.3
Bradford	100	68.5	21	14.4	7	4.8	3	2.1	5	3.4	1	0.7	9	6.2
Carbon	211	63.7	69	20.8	30	9.1	5	1.5	0	--	0	--	16	4.8
Clarion	58	69.9	14	16.9	7	8.4	2	2.4	1	1.2	0	--	1	1.2
Clearfield	161	48.2	69	20.7	35	10.5	17	5.1	7	2.1	5	1.5	40	12.0
Clinton	109	84.5	14	10.9	2	1.6	0	--	1	0.8	1	0.8	2	1.6
Columbia	122	69.3	31	17.6	5	2.8	8	4.5	2	1.1	2	1.1	6	3.4
Crawford	223	74.1	48	15.9	4	1.3	0	--	1	0.3	1	0.3	24	8.0
Elk	21	91.3	2	8.7	0	--	0	--	0	--	0	--	0	--
Greene	120	33.9	101	28.5	16	4.5	10	2.8	24	6.8	22	6.2	61	17.2
Huntingdon	76	86.4	6	6.8	4	4.5	1	1.1	0	--	0	--	1	1.1
Indiana	107	54.9	53	27.2	9	4.6	4	2.1	2	1.0	4	2.1	16	8.2
Jefferson	90	80.4	4	3.6	5	4.5	5	4.5	1	0.9	0	--	7	6.3
McKean	114	47.7	23	9.6	12	5.0	9	3.8	12	5.0	9	3.8	60	25.1
Mifflin	97	87.4	9	8.1	2	1.8	1	0.9	0	--	0	--	2	1.8
Perry	75	11.7	556	86.5	1	0.2	4	0.6	0	--	2	0.3	5	0.8
Pike	100	55.2	28	15.5	13	7.2	6	3.3	3	1.7	1	0.6	30	16.6
Somerset	137	64.9	30	14.2	18	8.5	11	5.2	1	0.5	2	0.9	12	5.7
Susquehanna	92	60.5	14	9.2	7	4.6	11	7.2	4	2.6	1	0.7	23	15.1
Tioga	50	56.2	21	23.6	9	10.1	3	3.4	0	--	0	--	6	6.7
Venango	83	57.6	31	21.5	7	4.9	9	6.3	2	1.4	2	1.4	10	6.9
Warren	79	69.9	16	14.2	2	1.8	2	1.8	3	2.7	0	--	11	9.7
Wayne	101	54.9	27	14.7	16	8.7	8	4.3	11	6.0	1	0.5	20	10.9
<b><u>7th Class Counties</u></b>														
Juniata	41	19.8	86	41.5	30	14.5	2	1.0	0	--	5	2.4	43	20.8
Snyder	23	56.1	7	17.1	9	22.0	1	2.4	1	2.4	0	--	0	--
Union	77	41.8	56	30.4	14	7.6	10	5.4	21	11.4	3	1.6	3	1.6
Wyoming	33	52.4	9	14.3	5	7.9	4	6.3	6	9.5	3	4.8	3	4.8
<b><u>8th Class Counties</u></b>														
Cameron	8	61.5	2	15.4	2	15.4	1	7.7	0	--	0	--	0	--
Forest	8	24.2	6	18.2	1	3.0	0	--	0	--	0	--	18	54.5
Fulton	40	52.6	16	21.1	3	3.9	0	--	1	1.3	1	1.3	15	19.7
Montour	33	21.2	20	12.8	19	12.2	14	9.0	6	3.8	5	3.2	59	37.8
Potter	16	51.6	10	32.3	0	--	1	3.2	1	3.2	0	--	3	9.7
Sullivan	22	88.0	3	12.0	0	--	0	--	0	--	0	--	0	--

## 2022 Magisterial District Judge State Totals Arrest Warrants

	Criminal	Private Summary Complaints	Private Criminal Complaints	Traffic	Non-Traffic
<b><u>Pre-Dispositional Arrest Warrants</u></b>					
Pending from Prior Period	31,896	41,987	5,243	681,288	231,275
Issued	52,200	6,016	371	394,923	56,655
<b>Total Warrants</b>	<b>84,096</b>	<b>48,003</b>	<b>5,614</b>	<b>1,076,211</b>	<b>287,930</b>
Returned Served	41,242	2,103	178	144,878	21,135
Cancelled	10,376	3,638	281	216,343	33,849
<b>Total Removed from Inventory</b>	<b>51,618</b>	<b>5,741</b>	<b>459</b>	<b>361,221</b>	<b>54,984</b>
Pending 0-30 Days	2,321	252	23	23,291	3,561
Pending 31-60 Days	1,584	240	12	18,211	2,983
Pending Over 60 Days	28,573	41,770	5,120	673,488	226,402
<b>Total Pending Warrants at Year End</b>	<b>32,478</b>	<b>42,262</b>	<b>5,155</b>	<b>714,990</b>	<b>232,946</b>
<b><u>Post-Dispositional Arrest Warrants</u></b>					
Pending from Prior Period	2,094	62,873	318	577,897	276,405
Issued	467	14,098	11	295,534	72,557
<b>Total Warrants</b>	<b>2,561</b>	<b>76,971</b>	<b>329</b>	<b>873,431</b>	<b>348,962</b>
Returned Served	143	5,619	6	133,847	30,389
Cancelled	400	7,152	7	124,092	35,295
<b>Total Removed from Inventory</b>	<b>543</b>	<b>12,771</b>	<b>13</b>	<b>257,939</b>	<b>65,684</b>
Pending 0-30 Days	6	710	0	17,508	4,236
Pending 31-60 Days	1	565	0	13,459	3,433
Pending Over 60 Days	2,011	62,925	316	584,525	275,609
<b>Total Pending Warrants at Year End</b>	<b>2,018</b>	<b>64,200</b>	<b>316</b>	<b>615,492</b>	<b>283,278</b>

Magisterial District Judge - 2022 Criminal Pre-Dispositional Arrest Warrants

	Pending from Prior Period	Issued	Total Warrants	Returned Served	Cancelled	Total Removed from Inventory	Pending:			Total Pending Warrants at Year End
							0-30 Days	31-60 Days	Over 60 Days	
<b><u>2nd Class County</u></b>										
Allegheny	3,340	10,847	14,187	7,773	3,181	10,954	477	311	2,445	3,233
<b><u>2A Class Counties</u></b>										
Bucks	1,091	1,922	3,013	1,669	186	1,855	88	51	1,019	1,158
Delaware	3,903	2,899	6,802	2,292	494	2,786	119	121	3,776	4,016
Lancaster	1,735	2,148	3,883	1,515	523	2,038	181	78	1,586	1,845
Montgomery	1,704	2,852	4,556	2,387	371	2,758	119	68	1,611	1,798
<b><u>3rd Class Counties</u></b>										
Berks	1,228	1,854	3,082	1,675	162	1,837	98	47	1,100	1,245
Chester	1,450	1,996	3,446	1,753	161	1,914	89	65	1,378	1,532
Cumberland	426	998	1,424	707	294	1,001	52	21	350	423
Dauphin	1,874	2,050	3,924	1,713	289	2,002	97	77	1,748	1,922
Erie	524	1,355	1,879	1,196	140	1,336	40	28	475	543
Lackawanna	1,303	1,523	2,826	1,201	272	1,473	66	42	1,245	1,353
Lehigh	1,795	1,357	3,152	1,181	138	1,319	54	52	1,727	1,833
Luzerne	1,275	1,355	2,630	1,135	211	1,346	56	50	1,178	1,284
Northampton	585	1,068	1,653	933	93	1,026	42	28	557	627
Westmoreland	958	2,238	3,196	1,860	331	2,191	101	69	835	1,005
York	1,019	1,501	2,520	885	577	1,462	91	59	908	1,058
<b><u>4th Class Counties</u></b>										
Beaver	769	893	1,662	776	93	869	47	39	707	793
Butler	189	445	634	323	102	425	19	19	171	209
Cambria	227	653	880	460	175	635	14	12	219	245
Centre	125	259	384	208	35	243	15	14	112	141
Fayette	364	977	1,341	887	52	939	29	36	337	402
Franklin	324	553	877	443	149	592	29	14	242	285
Monroe	811	988	1,799	746	291	1,037	32	30	700	762
Schuylkill	359	674	1,033	612	105	717	30	15	271	316
Washington	532	554	1,086	413	128	541	29	12	504	545
<b><u>5th Class Counties</u></b>										
Adams	168	218	386	113	90	203	14	9	160	183
Blair	266	760	1,026	667	119	786	32	24	184	240
Lawrence	209	358	567	306	68	374	12	11	170	193
Lebanon	238	239	477	166	64	230	17	15	215	247
Lycoming	206	608	814	583	30	613	34	8	159	201
Mercer	324	594	918	453	178	631	14	13	260	287
Northumberland	207	377	584	255	124	379	8	17	180	205



Magisterial District Judge - 2022 Criminal Pre-Dispositional Arrest Warrants

	Pending from Prior Period	Total Issued	Total Warrants	Returned Served	Cancelled	Total Removed from Inventory	Pending:			Total Pending Warrants at Year End
							0-30 Days	31-60 Days	Over 60 Days	
<b><u>6th Class Counties</u></b>										
Armstrong	169	429	598	322	107	429	17	15	137	169
Bedford	90	150	240	131	30	161	4	8	67	79
Bradford	161	305	466	234	68	302	7	10	147	164
Carbon	155	241	396	220	30	250	6	4	136	146
Clarion	36	131	167	94	42	136	5	2	24	31
Clearfield	240	172	412	136	42	178	7	3	224	234
Clinton	31	205	236	127	77	204	10	4	18	32
Columbia	67	267	334	219	30	249	9	10	66	85
Crawford	53	233	286	191	37	228	4	4	50	58
Elk	56	133	189	99	33	132	7	4	46	57
Greene	64	174	238	157	17	174	6	3	55	64
Huntingdon	33	121	154	112	16	128	2	2	22	26
Indiana	70	158	228	110	47	157	9	3	59	71
Jefferson	31	68	99	59	14	73	0	1	25	26
McKean	113	194	307	142	44	186	11	1	109	121
Mifflin	26	164	190	133	21	154	7	2	27	36
Perry	40	170	210	135	30	165	8	4	33	45
Pike	92	151	243	100	47	147	2	7	87	96
Somerset	58	222	280	189	21	210	8	6	56	70
Susquehanna	166	235	401	96	136	232	5	1	163	169
Tioga	68	116	184	77	32	109	3	10	62	75
Venango	92	214	306	192	26	218	9	8	71	88
Warren	105	164	269	110	61	171	10	5	83	98
Wayne	100	125	225	94	50	144	2	4	75	81
<b><u>7th Class Counties</u></b>										
Juniata	11	55	66	47	7	54	0	0	12	12
Snyder	43	112	155	107	14	121	4	1	29	34
Union	29	67	96	53	12	65	3	3	25	31
Wyoming	52	117	169	113	15	128	3	1	37	41
<b><u>8th Class Counties</u></b>										
Cameron	14	15	29	14	4	18	1	0	10	11
Forest	6	9	15	4	8	12	0	0	3	3
Fulton	25	46	71	40	9	49	1	1	20	22
Montour	30	48	78	43	4	47	5	0	26	31
Potter	23	45	68	36	10	46	0	0	22	22
Sullivan	19	31	50	20	9	29	1	2	18	21

Magisterial District Judge - 2022 Criminal Post-Dispositional Arrest Warrants

	Pending from Prior Period	Total Issued	Total Warrants	Returned Served	Cancelled	Total Removed from Inventory	Pending:			Total Pending Warrants at Year End
							0-30 Days	31-60 Days	Over 60 Days	
<b><u>2nd Class County</u></b>										
Allegheny	74	188	262	33	162	195	1	1	65	67
<b><u>2A Class Counties</u></b>										
Bucks	5	5	10	2	3	5	0	0	5	5
Delaware	57	4	61	4	1	5	1	0	55	56
Lancaster	129	12	141	2	12	14	0	0	127	127
Montgomery	249	13	262	2	13	15	2	0	245	247
<b><u>3rd Class Counties</u></b>										
Berks	22	0	22	1	1	2	0	0	20	20
Chester	315	4	319	4	1	5	0	0	314	314
Cumberland	9	9	18	5	5	10	0	0	8	8
Dauphin	327	21	348	4	23	27	0	0	321	321
Erie	27	19	46	7	13	20	0	0	26	26
Lackawanna	122	15	137	8	14	22	1	0	114	115
Lehigh	26	11	37	5	7	12	0	0	25	25
Luzerne	114	3	117	1	3	4	0	0	113	113
Northampton	39	1	40	0	3	3	0	0	37	37
Westmoreland	30	25	55	12	18	30	0	0	25	25
York	141	5	146	2	6	8	0	0	138	138
<b><u>4th Class Counties</u></b>										
Beaver	29	15	44	4	18	22	0	0	22	22
Butler	20	3	23	0	4	4	0	0	19	19
Cambria	0	8	8	3	5	8	0	0	0	0
Centre	0	1	1	1	0	1	0	0	0	0
Fayette	5	7	12	7	3	10	1	0	1	2
Franklin	4	2	6	1	2	3	0	0	3	3
Monroe	80	5	85	1	5	6	0	0	79	79
Schuylkill	2	5	7	4	3	7	0	0	0	0
Washington	38	1	39	0	2	2	0	0	37	37
<b><u>5th Class Counties</u></b>										
Adams	11	0	11	0	0	0	0	0	11	11
Blair	10	5	15	2	3	5	0	0	10	10
Lawrence	3	1	4	1	0	1	0	0	3	3
Lebanon	0	4	4	2	2	4	0	0	0	0
Lycoming	20	7	27	5	3	8	0	0	19	19
Mercer	13	13	26	0	17	17	0	0	9	9
Northumberland	36	1	37	0	1	1	0	0	36	36

Magisterial District Judge - 2022 Criminal Post-Dispositional Arrest Warrants

	Pending from Prior Period	Total Issued	Total Warrants	Returned Served	Cancelled	Total Removed from Inventory	Pending:			Total Pending Warrants at Year End
							0-30 Days	31-60 Days	Over 60 Days	
<b><u>6th Class Counties</u></b>										
Armstrong	6	11	17	2	9	11	0	0	6	6
Bedford	1	0	1	0	0	0	0	0	1	1
Bradford	2	5	7	3	4	7	0	0	0	0
Carbon	1	0	1	0	0	0	0	0	1	1
Clarion	3	0	3	0	1	1	0	0	2	2
Clearfield	25	2	27	1	1	2	0	0	25	25
Clinton	0	0	0	0	0	0	0	0	0	0
Columbia	1	0	1	0	0	0	0	0	1	1
Crawford	4	0	4	0	1	1	0	0	3	3
Elk	1	6	7	4	2	6	0	0	1	1
Greene	1	2	3	0	2	2	0	0	1	1
Huntingdon	0	0	0	0	0	0	0	0	0	0
Indiana	1	0	1	0	0	0	0	0	1	1
Jefferson	1	1	2	1	0	1	0	0	1	1
McKean	3	1	4	0	1	1	0	0	3	3
Mifflin	0	1	1	1	0	1	0	0	0	0
Perry	0	0	0	0	0	0	0	0	0	0
Pike	10	2	12	0	2	2	0	0	10	10
Somerset	2	2	4	1	1	2	0	0	2	2
Susquehanna	10	2	12	0	3	3	0	0	9	9
Tioga	5	4	9	2	2	4	0	0	5	5
Venango	23	4	27	1	3	4	0	0	23	23
Warren	1	4	5	1	3	4	0	0	1	1
Wayne	19	0	19	1	3	4	0	0	15	15
<b><u>7th Class Counties</u></b>										
Juniata	0	0	0	0	0	0	0	0	0	0
Snyder	3	0	3	0	0	0	0	0	3	3
Union	11	0	11	0	4	4	0	0	7	7
Wyoming	0	1	1	1	0	1	0	0	0	0
<b><u>8th Class Counties</u></b>										
Cameron	0	1	1	0	1	1	0	0	0	0
Forest	0	1	1	0	1	1	0	0	0	0
Fulton	2	1	3	0	1	1	0	0	2	2
Montour	0	0	0	0	0	0	0	0	0	0
Potter	0	3	3	1	2	3	0	0	0	0
Sullivan	1	0	1	0	0	0	0	0	1	1

Magisterial District Judge - 2022 Private Summary Complaints Pre-Dispositional Arrest Warrants

	Pending from Prior Period	Total Issued	Total Warrants	Returned Served	Cancelled	Total Removed from Inventory	Pending:			Total Pending Warrants at Year End
							0-30 Days	31-60 Days	Over 60 Days	
<b><u>2nd Class County</u></b>										
Allegheny	11,152	1,736	12,888	267	1,080	1,347	72	41	11,428	11,541
<b><u>2A Class Counties</u></b>										
Bucks	102	3	105	1	1	2	1	0	102	103
Delaware	1,871	8	1,879	5	12	17	0	0	1,862	1,862
Lancaster	194	114	308	56	72	128	6	9	165	180
Montgomery	1,201	20	1,221	5	65	70	0	0	1,151	1,151
<b><u>3rd Class Counties</u></b>										
Berks	630	156	786	106	63	169	4	15	598	617
Chester	11	1	12	1	1	2	0	0	10	10
Cumberland	478	53	531	4	81	85	3	4	439	446
Dauphin	8,195	20	8,215	18	67	85	1	0	8,129	8,130
Erie	942	104	1,046	33	90	123	7	6	910	923
Lackawanna	650	323	973	21	119	140	0	0	833	833
Lehigh	190	31	221	12	65	77	0	0	144	144
Luzerne	1,891	66	1,957	12	135	147	11	2	1,797	1,810
Northampton	63	29	92	17	23	40	0	1	51	52
Westmoreland	2,451	209	2,660	148	170	318	14	19	2,309	2,342
York	1,751	316	2,067	181	100	281	13	6	1,767	1,786
<b><u>4th Class Counties</u></b>										
Beaver	683	35	718	15	114	129	1	0	588	589
Butler	244	29	273	11	16	27	2	0	244	246
Cambria	51	33	84	22	19	41	2	1	40	43
Centre	4	2	6	0	6	6	0	0	0	0
Fayette	2,156	904	3,060	429	217	646	13	37	2,364	2,414
Franklin	242	70	312	30	16	46	3	3	260	266
Monroe	1,890	375	2,265	2	257	259	11	34	1,961	2,006
Schuylkill	84	9	93	1	7	8	1	0	84	85
Washington	477	10	487	9	21	30	1	1	455	457
<b><u>5th Class Counties</u></b>										
Adams	263	602	865	398	162	560	36	25	244	305
Blair	201	72	273	39	151	190	2	6	75	83
Lawrence	40	4	44	1	3	4	0	0	40	40
Lebanon	24	4	28	0	8	8	0	0	20	20
Lycoming	649	52	701	22	42	64	1	0	636	637
Mercer	290	127	417	23	154	177	8	3	229	240
Northumberland	408	68	476	5	58	63	23	12	378	413

Magisterial District Judge - 2022 Private Summary Complaints Pre-Dispositional Arrest Warrants

	Pending from Prior Period	Total Issued	Total Warrants	Returned Served	Cancelled	Total Removed from Inventory	Pending:			Total Pending Warrants at Year End
							0-30 Days	31-60 Days	Over 60 Days	
<b><u>6th Class Counties</u></b>										
Armstrong	8	22	30	4	9	13	0	0	17	17
Bedford	265	14	279	8	5	13	1	0	265	266
Bradford	31	32	63	28	5	33	0	2	28	30
Carbon	5	0	5	0	3	3	0	0	2	2
Clarion	114	27	141	4	14	18	0	0	123	123
Clearfield	528	12	540	6	11	17	1	0	522	523
Clinton	4	6	10	1	4	5	0	0	5	5
Columbia	37	11	48	3	31	34	0	2	12	14
Crawford	376	16	392	12	12	24	2	0	366	368
Elk	11	10	21	1	5	6	0	2	13	15
Greene	78	28	106	15	25	40	1	2	63	66
Huntingdon	4	4	8	2	1	3	1	0	4	5
Indiana	45	24	69	14	13	27	1	2	39	42
Jefferson	85	11	96	6	9	15	1	0	80	81
McKean	101	18	119	8	15	23	2	1	93	96
Mifflin	29	22	51	5	12	17	0	0	34	34
Perry	22	23	45	8	14	22	1	0	22	23
Pike	15	11	26	0	4	4	0	0	22	22
Somerset	34	12	46	6	2	8	3	0	35	38
Susquehanna	21	2	23	1	3	4	1	0	18	19
Tioga	7	8	15	3	5	8	0	0	7	7
Venango	45	69	114	64	10	74	1	4	35	40
Warren	51	3	54	0	1	1	0	0	53	53
Wayne	257	18	275	7	7	14	0	0	261	261
<b><u>7th Class Counties</u></b>										
Juniata	6	0	6	0	0	0	0	0	6	6
Snyder	74	5	79	3	4	7	0	0	72	72
Union	15	0	15	0	3	3	0	0	12	12
Wyoming	135	0	135	0	0	0	0	0	135	135
<b><u>8th Class Counties</u></b>										
Cameron	1	2	3	0	3	3	0	0	0	0
Forest	5	0	5	0	0	0	0	0	5	5
Fulton	10	1	11	0	1	1	0	0	10	10
Montour	86	20	106	0	11	11	0	0	95	95
Potter	1	0	1	0	1	1	0	0	0	0
Sullivan	3	0	3	0	0	0	0	0	3	3

Magisterial District Judge - 2022 Private Summary Complaints Post-Dispositional Arrest Warrants

	Pending from Prior Period	Issued	Total Warrants	Returned Served	Cancelled	Total Removed from Inventory	Pending:			Total Pending Warrants at Year End
							0-30 Days	31-60 Days	Over 60 Days	
<b><u>2nd Class County</u></b>										
Allegheny	15,876	3,328	19,204	829	1,547	2,376	200	160	16,468	16,828
<b><u>2A Class Counties</u></b>										
Bucks	364	1	365	0	5	5	0	0	360	360
Delaware	5,267	123	5,390	31	104	135	13	0	5,242	5,255
Lancaster	1,522	161	1,683	102	65	167	5	7	1,504	1,516
Montgomery	2,359	78	2,437	16	66	82	5	2	2,348	2,355
<b><u>3rd Class Counties</u></b>										
Berks	1,690	244	1,934	107	154	261	7	3	1,663	1,673
Chester	21	15	36	8	1	9	0	1	26	27
Cumberland	660	362	1,022	28	336	364	13	17	628	658
Dauphin	4,622	410	5,032	119	270	389	32	12	4,599	4,643
Erie	1,485	313	1,798	117	211	328	31	27	1,412	1,470
Lackawanna	1,914	280	2,194	26	146	172	3	4	2,015	2,022
Lehigh	1,042	19	1,061	11	20	31	0	0	1,030	1,030
Luzerne	6,658	303	6,961	40	345	385	61	4	6,511	6,576
Northampton	1,751	182	1,933	140	35	175	4	9	1,745	1,758
Westmoreland	2,387	450	2,837	365	87	452	36	20	2,329	2,385
York	3,053	1,555	4,608	726	681	1,407	58	64	3,079	3,201
<b><u>4th Class Counties</u></b>										
Beaver	904	234	1,138	142	274	416	6	7	709	722
Butler	138	28	166	17	10	27	0	2	137	139
Cambria	161	182	343	104	75	179	20	5	139	164
Centre	23	32	55	10	10	20	1	0	34	35
Fayette	655	1,045	1,700	874	110	984	46	39	631	716
Franklin	308	182	490	122	35	157	2	7	324	333
Monroe	734	141	875	19	69	88	2	5	780	787
Schuylkill	89	3	92	0	25	25	0	3	64	67
Washington	2,071	142	2,213	56	81	137	4	7	2,065	2,076
<b><u>5th Class Counties</u></b>										
Adams	549	706	1,255	510	163	673	29	11	542	582
Blair	322	152	474	41	96	137	4	6	327	337
Lawrence	113	36	149	13	11	24	1	1	123	125
Lebanon	29	37	66	19	21	40	1	0	25	26
Lycoming	488	137	625	46	97	143	10	4	468	482
Mercer	656	559	1,215	94	294	388	23	26	778	827
Northumberland	1,095	1,018	2,113	83	860	943	16	32	1,122	1,170

Magisterial District Judge - 2022 Private Summary Complaints Post-Dispositional Arrest Warrants

	Pending from Prior Period	Total Issued	Total Warrants	Returned Served	Cancelled	Total Removed from Inventory	Pending:			Total Pending Warrants at Year End
							0-30 Days	31-60 Days	Over 60 Days	
<b><u>6th Class Counties</u></b>										
Armstrong	42	42	84	10	39	49	12	0	23	35
Bedford	162	49	211	34	25	59	0	2	150	152
Bradford	117	159	276	109	41	150	6	2	118	126
Carbon	58	49	107	17	12	29	1	0	77	78
Clarion	53	51	104	7	42	49	4	5	46	55
Clearfield	312	20	332	14	14	28	0	1	303	304
Clinton	1	5	6	3	3	6	0	0	0	0
Columbia	184	179	363	22	187	209	6	11	137	154
Crawford	238	25	263	20	9	29	2	1	231	234
Elk	28	55	83	15	35	50	1	11	21	33
Greene	139	132	271	82	36	118	4	0	149	153
Huntingdon	6	4	10	1	3	4	1	0	5	6
Indiana	18	12	30	6	10	16	3	0	11	14
Jefferson	56	30	86	21	23	44	2	1	39	42
McKean	358	165	523	59	95	154	11	19	339	369
Mifflin	14	14	28	6	8	14	0	0	14	14
Perry	5	8	13	2	6	8	0	0	5	5
Pike	68	25	93	8	2	10	0	0	83	83
Somerset	70	11	81	7	7	14	0	2	65	67
Susquehanna	152	2	154	0	5	5	0	0	149	149
Tioga	134	21	155	6	17	23	0	0	132	132
Venango	508	216	724	172	8	180	17	11	516	544
Warren	92	38	130	26	12	38	1	2	89	92
Wayne	679	45	724	14	27	41	1	0	682	683
<b><u>7th Class Counties</u></b>										
Juniata	6	3	9	3	2	5	0	0	4	4
Snyder	123	240	363	134	142	276	5	12	70	87
Union	42	8	50	2	8	10	0	0	40	40
Wyoming	97	0	97	0	0	0	0	0	97	97
<b><u>8th Class Counties</u></b>										
Cameron	13	4	17	0	2	2	0	0	15	15
Forest	7	3	10	2	0	2	0	0	8	8
Fulton	22	0	22	0	0	0	0	0	22	22
Montour	45	19	64	2	16	18	0	0	46	46
Potter	17	6	23	0	12	12	0	0	11	11
Sullivan	1	0	1	0	0	0	0	0	1	1

Magisterial District Judge - 2022 Private Criminal Complaints Pre-Dispositional Arrest Warrants

	Pending from Prior Period	Issued	Total Warrants	Returned Served	Cancelled	Total Removed from Inventory	Pending:			Total Pending Warrants at Year End
							0-30 Days	31-60 Days	Over 60 Days	
<b><u>2nd Class County</u></b>										
Allegheny	252	61	313	19	50	69	3	5	236	244
<b><u>2A Class Counties</u></b>										
Bucks	6	0	6	0	0	0	0	0	6	6
Delaware	743	3	746	1	4	5	0	0	741	741
Lancaster	344	65	409	16	18	34	5	3	367	375
Montgomery	8	0	8	0	0	0	0	0	8	8
<b><u>3rd Class Counties</u></b>										
Berks	3	9	12	4	2	6	0	0	6	6
Chester	20	0	20	1	0	1	0	0	19	19
Cumberland	2	0	2	0	0	0	0	0	2	2
Dauphin	641	2	643	2	3	5	0	0	638	638
Erie	114	48	162	14	25	39	1	0	122	123
Lackawanna	310	28	338	5	7	12	1	0	325	326
Lehigh	424	9	433	0	15	15	4	0	414	418
Luzerne	342	6	348	4	4	8	0	0	340	340
Northampton	54	3	57	4	0	4	0	0	53	53
Westmoreland	617	107	724	95	16	111	8	3	602	613
York	59	1	60	0	1	1	0	0	59	59
<b><u>4th Class Counties</u></b>										
Beaver	54	1	55	0	0	0	1	0	54	55
Butler	27	0	27	0	1	1	0	0	26	26
Cambria	24	3	27	0	2	2	0	0	25	25
Centre	0	0	0	0	0	0	0	0	0	0
Fayette	40	3	43	1	0	1	0	0	42	42
Franklin	51	2	53	0	3	3	0	0	50	50
Monroe	283	0	283	0	76	76	0	0	207	207
Schuylkill	8	0	8	0	1	1	0	0	7	7
Washington	171	1	172	1	33	34	0	0	138	138
<b><u>5th Class Counties</u></b>										
Adams	81	1	82	1	1	2	0	0	80	80
Blair	75	0	75	0	5	5	0	0	70	70
Lawrence	3	0	3	0	0	0	0	0	3	3
Lebanon	0	1	1	1	0	1	0	0	0	0
Lycoming	37	1	38	1	0	1	0	0	37	37
Mercer	7	1	8	0	1	1	0	0	7	7
Northumberland	2	0	2	0	0	0	0	0	2	2



Magisterial District Judge - 2022 Private Criminal Complaints Pre-Dispositional Arrest Warrants

	Pending from Prior Period	Total Issued	Total Warrants	Returned Served	Cancelled	Total Removed from Inventory	Pending:			Total Pending Warrants at Year End
							0-30 Days	31-60 Days	Over 60 Days	
<b><u>6th Class Counties</u></b>										
Armstrong	3	0	3	0	0	0	0	0	3	3
Bedford	18	0	18	0	0	0	0	0	18	18
Bradford	53	2	55	1	1	2	0	0	53	53
Carbon	0	3	3	2	0	2	0	0	1	1
Clarion	1	2	3	0	1	1	0	0	2	2
Clearfield	179	0	179	0	3	3	0	0	176	176
Clinton	0	0	0	0	0	0	0	0	0	0
Columbia	6	2	8	1	0	1	0	1	6	7
Crawford	5	1	6	1	0	1	0	0	5	5
Elk	1	0	1	0	0	0	0	0	1	1
Greene	1	2	3	1	1	2	0	0	1	1
Huntingdon	0	0	0	0	0	0	0	0	0	0
Indiana	0	0	0	0	0	0	0	0	0	0
Jefferson	8	0	8	0	0	0	0	0	8	8
McKean	40	3	43	1	2	3	0	0	40	40
Mifflin	5	0	5	0	3	3	0	0	2	2
Perry	0	0	0	0	0	0	0	0	0	0
Pike	14	0	14	0	0	0	0	0	14	14
Somerset	4	0	4	1	0	1	0	0	3	3
Susquehanna	0	0	0	0	0	0	0	0	0	0
Tioga	0	0	0	0	0	0	0	0	0	0
Venango	0	0	0	0	0	0	0	0	0	0
Warren	1	0	1	0	0	0	0	0	1	1
Wayne	73	0	73	0	0	0	0	0	73	73
<b><u>7th Class Counties</u></b>										
Juniata	1	0	1	0	0	0	0	0	1	1
Snyder	3	0	3	0	1	1	0	0	2	2
Union	11	0	11	0	1	1	0	0	10	10
Wyoming	7	0	7	0	0	0	0	0	7	7
<b><u>8th Class Counties</u></b>										
Cameron	2	0	2	0	0	0	0	0	2	2
Forest	0	0	0	0	0	0	0	0	0	0
Fulton	2	0	2	0	0	0	0	0	2	2
Montour	3	0	3	0	0	0	0	0	3	3
Potter	0	0	0	0	0	0	0	0	0	0
Sullivan	0	0	0	0	0	0	0	0	0	0

Magisterial District Judge - 2022 Private Criminal Complaints Post-Dispositional Arrest Warrants

	Pending from Prior Period	Total Issued Warrants	Returned Served	Cancelled	Total Removed from Inventory	Pending:			Total Pending Warrants at Year End	
						0-30 Days	31-60 Days	Over 60 Days		
<b><u>2nd Class County</u></b>										
Allegheny	28	3	31	1	2	3	0	0	28	28
<b><u>2A Class Counties</u></b>										
Bucks	0	0	0	0	0	0	0	0	0	0
Delaware	12	0	12	0	0	0	0	0	12	12
Lancaster	1	1	2	1	0	1	0	0	1	1
Montgomery	9	0	9	0	0	0	0	0	9	9
<b><u>3rd Class Counties</u></b>										
Berks	0	0	0	0	0	0	0	0	0	0
Chester	91	0	91	0	0	0	0	0	91	91
Cumberland	0	0	0	0	0	0	0	0	0	0
Dauphin	17	0	17	0	0	0	0	0	17	17
Erie	8	2	10	0	2	2	0	0	8	8
Lackawanna	7	0	7	0	0	0	0	0	7	7
Lehigh	2	0	2	0	0	0	0	0	2	2
Luzerne	49	0	49	0	1	1	0	0	48	48
Northampton	2	0	2	0	0	0	0	0	2	2
Westmoreland	24	4	28	3	1	4	0	0	24	24
York	17	0	17	0	0	0	0	0	17	17
<b><u>4th Class Counties</u></b>										
Beaver	2	0	2	0	0	0	0	0	2	2
Butler	1	0	1	0	0	0	0	0	1	1
Cambria	0	0	0	0	0	0	0	0	0	0
Centre	0	0	0	0	0	0	0	0	0	0
Fayette	7	0	7	0	0	0	0	0	7	7
Franklin	0	0	0	0	0	0	0	0	0	0
Monroe	4	0	4	0	0	0	0	0	4	4
Schuylkill	1	0	1	0	0	0	0	0	1	1
Washington	13	1	14	1	1	2	0	0	12	12
<b><u>5th Class Counties</u></b>										
Adams	5	0	5	0	0	0	0	0	5	5
Blair	0	0	0	0	0	0	0	0	0	0
Lawrence	0	0	0	0	0	0	0	0	0	0
Lebanon	0	0	0	0	0	0	0	0	0	0
Lycoming	0	0	0	0	0	0	0	0	0	0
Mercer	0	0	0	0	0	0	0	0	0	0
Northumberland	0	0	0	0	0	0	0	0	0	0

Magisterial District Judge - 2022 Private Criminal Complaints Post-Dispositional Arrest Warrants

	Pending from Prior Period	Total Issued	Total Warrants	Returned Served	Cancelled	Total Removed from Inventory	Pending:			Total Pending Warrants at Year End
							0-30 Days	31-60 Days	Over 60 Days	
<b><u>6th Class Counties</u></b>										
Armstrong	0	0	0	0	0	0	0	0	0	0
Bedford	0	0	0	0	0	0	0	0	0	0
Bradford	3	0	3	0	0	0	0	0	3	3
Carbon	0	0	0	0	0	0	0	0	0	0
Clarion	0	0	0	0	0	0	0	0	0	0
Clearfield	3	0	3	0	0	0	0	0	3	3
Clinton	0	0	0	0	0	0	0	0	0	0
Columbia	0	0	0	0	0	0	0	0	0	0
Crawford	0	0	0	0	0	0	0	0	0	0
Elk	0	0	0	0	0	0	0	0	0	0
Greene	3	0	3	0	0	0	0	0	3	3
Huntingdon	0	0	0	0	0	0	0	0	0	0
Indiana	0	0	0	0	0	0	0	0	0	0
Jefferson	0	0	0	0	0	0	0	0	0	0
McKean	0	0	0	0	0	0	0	0	0	0
Mifflin	0	0	0	0	0	0	0	0	0	0
Perry	0	0	0	0	0	0	0	0	0	0
Pike	0	0	0	0	0	0	0	0	0	0
Somerset	1	0	1	0	0	0	0	0	1	1
Susquehanna	0	0	0	0	0	0	0	0	0	0
Tioga	1	0	1	0	0	0	0	0	1	1
Venango	0	0	0	0	0	0	0	0	0	0
Warren	0	0	0	0	0	0	0	0	0	0
Wayne	3	0	3	0	0	0	0	0	3	3
<b><u>7th Class Counties</u></b>										
Juniata	0	0	0	0	0	0	0	0	0	0
Snyder	0	0	0	0	0	0	0	0	0	0
Union	0	0	0	0	0	0	0	0	0	0
Wyoming	3	0	3	0	0	0	0	0	3	3
<b><u>8th Class Counties</u></b>										
Cameron	0	0	0	0	0	0	0	0	0	0
Forest	0	0	0	0	0	0	0	0	0	0
Fulton	0	0	0	0	0	0	0	0	0	0
Montour	0	0	0	0	0	0	0	0	0	0
Potter	0	0	0	0	0	0	0	0	0	0
Sullivan	1	0	1	0	0	0	0	0	1	1

Magisterial District Judge - 2022 Traffic Pre-Dispositional Arrest Warrants

	Pending from Prior Period	Issued	Total Warrants	Returned Served	Cancelled	Total Removed from Inventory	Pending:			Total Pending Warrants at Year End
							0-30 Days	31-60 Days	Over 60 Days	
<b><u>2nd Class County</u></b>										
<b>Allegheny</b>	98,592	23,352	121,944	7,144	17,546	24,690	1,385	1,195	94,674	97,254
<b><u>2A Class Counties</u></b>										
<b>Bucks</b>	19,180	15,402	34,582	9,679	4,376	14,055	1,122	715	18,690	20,527
<b>Delaware</b>	51,506	29,368	80,874	10,545	19,069	29,614	2,042	1,327	47,891	51,260
<b>Lancaster</b>	30,612	29,081	59,693	18,762	10,416	29,178	2,104	1,552	26,859	30,515
<b>Montgomery</b>	99,141	40,775	139,916	10,680	33,757	44,437	2,388	1,260	91,831	95,479
<b><u>3rd Class Counties</u></b>										
<b>Berks</b>	13,148	15,236	28,384	9,549	4,310	13,859	1,029	751	12,745	14,525
<b>Chester</b>	15,612	16,126	31,738	9,450	4,569	14,019	1,321	688	15,710	17,719
<b>Cumberland</b>	7,784	8,180	15,964	613	7,549	8,162	450	316	7,036	7,802
<b>Dauphin</b>	121,663	19,409	141,072	3,967	6,605	10,572	1,131	1,187	128,182	130,500
<b>Erie</b>	5,812	6,622	12,434	2,293	2,892	5,185	418	369	6,462	7,249
<b>Lackawanna</b>	9,451	5,017	14,468	1,499	2,906	4,405	232	166	9,665	10,063
<b>Lehigh</b>	54,499	33,958	88,457	6,393	15,489	21,882	1,544	1,961	63,070	66,575
<b>Luzerne</b>	23,165	17,964	41,129	2,934	13,698	16,632	1,171	671	22,655	24,497
<b>Northampton</b>	15,364	12,794	28,158	6,596	4,106	10,702	664	705	16,087	17,456
<b>Westmoreland</b>	8,703	6,345	15,048	3,698	2,470	6,168	331	485	8,064	8,880
<b>York</b>	13,537	16,170	29,707	7,800	7,095	14,895	811	569	13,432	14,812
<b><u>4th Class Counties</u></b>										
<b>Beaver</b>	4,616	3,425	8,041	1,701	1,745	3,446	168	78	4,349	4,595
<b>Butler</b>	2,119	1,477	3,596	586	934	1,520	71	44	1,961	2,076
<b>Cambria</b>	1,206	1,746	2,952	675	920	1,595	68	49	1,240	1,357
<b>Centre</b>	1,992	2,594	4,586	498	1,933	2,431	165	95	1,895	2,155
<b>Fayette</b>	2,692	3,895	6,587	3,117	721	3,838	118	168	2,463	2,749
<b>Franklin</b>	1,593	2,448	4,041	1,348	637	1,985	94	128	1,834	2,056
<b>Monroe</b>	10,813	12,534	23,347	3,491	9,098	12,589	761	750	9,247	10,758
<b>Schuylkill</b>	6,185	5,213	11,398	1,205	3,269	4,474	317	252	6,355	6,924
<b>Washington</b>	8,753	5,163	13,916	2,067	2,886	4,953	176	362	8,425	8,963
<b><u>5th Class Counties</u></b>										
<b>Adams</b>	1,176	2,073	3,249	784	1,057	1,841	99	58	1,251	1,408
<b>Blair</b>	1,529	2,054	3,583	679	1,376	2,055	102	97	1,329	1,528
<b>Lawrence</b>	2,012	1,730	3,742	365	1,239	1,604	54	61	2,023	2,138
<b>Lebanon</b>	4,674	9,061	13,735	4,473	4,544	9,017	407	365	3,946	4,718
<b>Lycoming</b>	1,279	1,403	2,682	303	1,424	1,727	67	41	847	955
<b>Mercer</b>	1,288	1,394	2,682	560	950	1,510	71	47	1,054	1,172
<b>Northumberland</b>	6,005	4,805	10,810	1,060	3,034	4,094	289	204	6,223	6,716

Magisterial District Judge - 2022 Traffic Pre-Dispositional Arrest Warrants

	Pending from Prior Period	Issued	Total Warrants	Returned Served	Cancelled	Total Removed from Inventory	Pending:			Total Pending Warrants at Year End
							0-30 Days	31-60 Days	Over 60 Days	
<b><u>6th Class Counties</u></b>										
Armstrong	742	1,005	1,747	272	691	963	61	76	647	784
Bedford	3,135	3,684	6,819	266	2,848	3,114	243	149	3,313	3,705
Bradford	485	903	1,388	577	237	814	34	45	495	574
Carbon	4,157	3,769	7,926	1,597	1,851	3,448	250	217	4,011	4,478
Clarion	1,274	1,298	2,572	52	1,127	1,179	49	42	1,302	1,393
Clearfield	4,955	1,572	6,527	717	596	1,313	38	41	5,135	5,214
Clinton	2,384	2,531	4,915	94	2,478	2,572	155	122	2,066	2,343
Columbia	2,211	3,287	5,498	62	2,348	2,410	86	93	2,909	3,088
Crawford	725	1,186	1,911	749	308	1,057	59	38	757	854
Elk	276	446	722	62	360	422	20	12	268	300
Greene	1,608	1,323	2,931	727	929	1,656	55	31	1,189	1,275
Huntingdon	523	784	1,307	76	493	569	61	48	629	738
Indiana	904	1,111	2,015	345	793	1,138	76	27	774	877
Jefferson	657	1,030	1,687	453	415	868	71	13	735	819
McKean	703	763	1,466	185	638	823	67	12	564	643
Mifflin	271	575	846	169	273	442	32	38	334	404
Perry	394	712	1,106	314	375	689	50	13	354	417
Pike	1,487	1,686	3,173	143	1,320	1,463	80	34	1,596	1,710
Somerset	1,480	2,545	4,025	1,642	520	2,162	166	72	1,625	1,863
Susquehanna	2,307	1,448	3,755	5	1,015	1,020	183	120	2,432	2,735
Tioga	739	1,234	1,973	79	1,129	1,208	59	26	680	765
Venango	556	820	1,376	600	165	765	26	17	568	611
Warren	267	408	675	203	155	358	10	21	286	317
Wayne	422	785	1,207	269	408	677	69	11	450	530
<b><u>7th Class Counties</u></b>										
Juniata	287	342	629	95	188	283	11	6	329	346
Snyder	407	614	1,021	198	405	603	32	30	356	418
Union	538	490	1,028	157	367	524	1	17	486	504
Wyoming	434	260	694	115	52	167	20	29	478	527
<b><u>8th Class Counties</u></b>										
Cameron	52	83	135	0	93	93	1	3	38	42
Forest	54	74	128	54	35	89	0	1	38	39
Fulton	709	719	1,428	33	598	631	51	50	696	797
Montour	229	269	498	47	195	242	0	30	226	256
Potter	114	262	376	7	236	243	4	5	124	133
Sullivan	101	91	192	0	82	82	1	6	103	110

Magisterial District Judge - 2022 Traffic Post-Dispositional Arrest Warrants

	Pending from Prior Period	Issued	Total Warrants	Returned Served	Cancelled	Total Removed from Inventory	Pending:			Total Pending Warrants at Year End
							0-30 Days	31-60 Days	Over 60 Days	
<b><u>2nd Class County</u></b>										
Allegheny	56,243	19,276	75,519	7,446	10,240	17,686	1,156	904	55,773	57,833
<b><u>2A Class Counties</u></b>										
Bucks	34,157	13,172	47,329	8,932	3,422	12,354	982	508	33,485	34,975
Delaware	64,551	12,055	76,606	6,439	2,382	8,821	973	544	66,268	67,785
Lancaster	41,079	23,522	64,601	15,967	4,649	20,616	1,265	886	41,834	43,985
Montgomery	66,450	20,175	86,625	6,960	10,075	17,035	1,627	883	67,080	69,590
<b><u>3rd Class Counties</u></b>										
Berks	31,859	10,930	42,789	7,412	2,373	9,785	696	416	31,892	33,004
Chester	6,201	7,388	13,589	5,203	1,740	6,943	441	329	5,876	6,646
Cumberland	5,492	6,149	11,641	931	4,896	5,827	392	230	5,192	5,814
Dauphin	35,356	14,420	49,776	4,349	7,273	11,622	696	710	36,748	38,154
Erie	10,958	7,392	18,350	3,069	3,134	6,203	451	343	11,353	12,147
Lackawanna	13,089	4,161	17,250	1,329	1,581	2,910	224	165	13,951	14,340
Lehigh	38,731	14,787	53,518	4,449	5,413	9,862	612	731	42,313	43,656
Luzerne	28,060	11,269	39,329	2,106	7,673	9,779	792	513	28,245	29,550
Northampton	21,264	7,729	28,993	5,184	1,081	6,265	483	384	21,861	22,728
Westmoreland	10,498	6,419	16,917	4,836	1,503	6,339	492	387	9,699	10,578
York	16,267	20,521	36,788	8,012	10,563	18,575	1,067	825	16,321	18,213
<b><u>4th Class Counties</u></b>										
Beaver	5,122	3,260	8,382	2,088	1,453	3,541	154	140	4,547	4,841
Butler	1,618	1,138	2,756	545	479	1,024	50	35	1,647	1,732
Cambria	1,067	2,433	3,500	1,334	884	2,218	105	99	1,078	1,282
Centre	715	1,105	1,820	374	526	900	75	109	736	920
Fayette	4,000	7,166	11,166	6,033	659	6,692	368	297	3,809	4,474
Franklin	2,512	2,428	4,940	1,525	521	2,046	128	124	2,642	2,894
Monroe	10,397	7,023	17,420	2,283	3,925	6,208	435	403	10,374	11,212
Schuylkill	4,583	2,901	7,484	866	1,360	2,226	132	157	4,969	5,258
Washington	10,662	6,650	17,312	3,434	1,847	5,281	326	210	11,495	12,031
<b><u>5th Class Counties</u></b>										
Adams	1,995	2,715	4,710	1,672	916	2,588	95	55	1,972	2,122
Blair	2,834	4,547	7,381	1,532	2,741	4,273	264	189	2,655	3,108
Lawrence	2,311	1,456	3,767	475	704	1,179	48	124	2,416	2,588
Lebanon	4,123	10,416	14,539	5,030	5,026	10,056	642	463	3,378	4,483
Lycoming	4,205	4,109	8,314	701	3,329	4,030	315	151	3,818	4,284
Mercer	2,412	1,989	4,401	700	1,280	1,980	129	112	2,180	2,421
Northumberland	6,088	4,937	11,025	776	3,601	4,377	237	295	6,116	6,648

Magisterial District Judge - 2022 Traffic Post-Dispositional Arrest Warrants

	Pending from Prior Period	Issued	Total Warrants	Returned Served	Cancelled	Total Removed from Inventory	Pending:			Total Pending Warrants at Year End
							0-30 Days	31-60 Days	Over 60 Days	
<b><u>6th Class Counties</u></b>										
Armstrong	796	875	1,671	187	715	902	104	11	654	769
Bedford	3,384	1,900	5,284	698	996	1,694	56	89	3,445	3,590
Bradford	630	1,134	1,764	662	330	992	68	81	623	772
Carbon	2,875	1,885	4,760	986	744	1,730	117	72	2,841	3,030
Clarion	454	657	1,111	49	521	570	42	59	440	541
Clearfield	2,501	1,895	4,396	856	798	1,654	46	67	2,629	2,742
Clinton	283	927	1,210	156	715	871	56	44	239	339
Columbia	2,074	2,999	5,073	193	2,210	2,403	109	161	2,400	2,670
Crawford	1,336	1,425	2,761	1,000	350	1,350	62	55	1,294	1,411
Elk	453	651	1,104	92	515	607	28	25	444	497
Greene	1,232	1,560	2,792	1,019	528	1,547	89	37	1,119	1,245
Huntingdon	368	550	918	64	373	437	71	23	387	481
Indiana	622	637	1,259	127	568	695	42	51	471	564
Jefferson	485	665	1,150	272	262	534	38	52	526	616
McKean	1,687	2,127	3,814	577	1,263	1,840	91	188	1,695	1,974
Mifflin	196	570	766	229	246	475	41	26	224	291
Perry	371	672	1,043	362	256	618	43	28	354	425
Pike	2,007	800	2,807	178	527	705	40	64	1,998	2,102
Somerset	989	733	1,722	458	190	648	66	57	951	1,074
Susquehanna	2,049	695	2,744	26	463	489	35	62	2,158	2,255
Tioga	726	773	1,499	73	646	719	33	25	722	780
Venango	1,723	2,285	4,008	1,818	323	2,141	102	162	1,603	1,867
Warren	629	571	1,200	224	316	540	4	25	631	660
Wayne	1,082	828	1,910	323	340	663	81	26	1,140	1,247
<b><u>7th Class Counties</u></b>										
Juniata	246	331	577	154	164	318	11	11	237	259
Snyder	960	2,033	2,993	662	1,251	1,913	139	82	859	1,080
Union	642	406	1,048	121	294	415	1	26	606	633
Wyoming	523	225	748	96	35	131	3	31	583	617
<b><u>8th Class Counties</u></b>										
Cameron	149	158	307	3	104	107	14	14	172	200
Forest	101	66	167	61	3	64	0	0	103	103
Fulton	400	343	743	37	223	260	19	31	433	483
Montour	644	91	735	51	220	271	0	5	459	464
Potter	300	399	699	31	348	379	5	48	267	320
Sullivan	81	30	111	10	6	16	0	0	95	95

Magisterial District Judge - 2022 Non-Traffic Pre-Dispositional Arrest Warrants

	Pending from Prior Period	Issued	Total Warrants	Returned Served	Cancelled	Total Removed from Inventory	Pending:			Total Pending Warrants at Year End
							0-30 Days	31-60 Days	Over 60 Days	
<b><u>2nd Class County</u></b>										
Allegheny	32,622	5,157	37,779	1,260	4,106	5,366	242	295	31,876	32,413
<b><u>2A Class Counties</u></b>										
Bucks	6,579	1,954	8,533	1,226	493	1,719	105	93	6,616	6,814
Delaware	59,950	5,085	65,035	1,582	1,771	3,353	327	264	61,091	61,682
Lancaster	3,620	1,889	5,509	1,200	1,309	2,509	98	94	2,808	3,000
Montgomery	36,482	3,861	40,343	827	3,155	3,982	351	177	35,833	36,361
<b><u>3rd Class Counties</u></b>										
Berks	4,586	2,946	7,532	2,052	908	2,960	199	216	4,157	4,572
Chester	1,822	1,368	3,190	669	797	1,466	136	66	1,522	1,724
Cumberland	1,958	1,189	3,147	132	1,270	1,402	65	60	1,620	1,745
Dauphin	19,634	2,074	21,708	619	1,238	1,857	99	59	19,693	19,851
Erie	2,437	1,571	4,008	542	883	1,425	101	86	2,396	2,583
Lackawanna	3,841	949	4,790	170	422	592	68	84	4,046	4,198
Lehigh	6,780	1,382	8,162	393	1,802	2,195	61	56	5,850	5,967
Luzerne	8,299	3,354	11,653	566	2,838	3,404	225	167	7,857	8,249
Northampton	1,575	1,338	2,913	695	513	1,208	89	84	1,532	1,705
Westmoreland	3,295	949	4,244	643	240	883	58	59	3,244	3,361
York	4,998	1,854	6,852	1,000	681	1,681	92	76	5,003	5,171
<b><u>4th Class Counties</u></b>										
Beaver	1,965	610	2,575	287	366	653	43	18	1,861	1,922
Butler	814	232	1,046	99	107	206	19	6	815	840
Cambria	522	439	961	239	175	414	15	30	502	547
Centre	291	427	718	99	333	432	34	23	229	286
Fayette	1,464	1,362	2,826	1,003	591	1,594	47	85	1,100	1,232
Franklin	582	657	1,239	447	88	535	43	27	634	704
Monroe	3,333	1,144	4,477	303	946	1,249	86	59	3,083	3,228
Schuylkill	3,587	1,377	4,964	296	944	1,240	72	101	3,551	3,724
Washington	3,896	1,477	5,373	594	704	1,298	48	85	3,942	4,075
<b><u>5th Class Counties</u></b>										
Adams	135	292	427	175	87	262	7	11	147	165
Blair	744	787	1,531	303	461	764	48	60	659	767
Lawrence	677	358	1,035	144	203	347	23	9	656	688
Lebanon	863	1,106	1,969	534	797	1,331	35	37	566	638
Lycoming	2,326	416	2,742	107	308	415	28	24	2,275	2,327
Mercer	512	372	884	102	362	464	9	10	401	420
Northumberland	4,337	1,875	6,212	410	965	1,375	136	92	4,609	4,837



Magisterial District Judge - 2022 Non-Traffic Pre-Dispositional Arrest Warrants

	Pending from Prior Period	Issued	Total Warrants	Returned Served	Cancelled	Total Removed from Inventory	Pending:			Total Pending Warrants at Year End
							0-30 Days	31-60 Days	Over 60 Days	
<b><u>6th Class Counties</u></b>										
Armstrong	246	235	481	53	242	295	40	6	140	186
Bedford	266	123	389	49	95	144	2	6	237	245
Bradford	133	140	273	94	55	149	6	7	111	124
Carbon	533	551	1,084	131	234	365	43	105	571	719
Clarion	175	67	242	12	45	57	3	5	177	185
Clearfield	538	313	851	206	114	320	4	8	519	531
Clinton	65	153	218	24	147	171	5	7	35	47
Columbia	414	383	797	24	333	357	16	13	411	440
Crawford	285	483	768	310	97	407	40	15	306	361
Elk	44	55	99	14	31	45	3	4	47	54
Greene	212	400	612	167	134	301	10	24	277	311
Huntingdon	91	106	197	27	81	108	3	2	84	89
Indiana	430	345	775	173	201	374	20	27	354	401
Jefferson	71	125	196	82	47	129	6	1	60	67
McKean	214	161	375	50	107	157	9	4	205	218
Mifflin	89	126	215	40	75	115	8	4	88	100
Perry	665	1,059	1,724	143	918	1,061	277	2	384	663
Pike	250	208	458	30	141	171	4	18	265	287
Somerset	141	196	337	96	72	168	13	1	155	169
Susquehanna	98	49	147	2	32	34	4	3	106	113
Tioga	90	77	167	15	82	97	2	3	65	70
Venango	194	316	510	257	53	310	11	30	159	200
Warren	107	119	226	57	52	109	3	7	107	117
Wayne	174	181	355	52	118	170	4	0	181	185
<b><u>7th Class Counties</u></b>										
Juniata	513	370	883	175	126	301	8	49	525	582
Snyder	182	116	298	45	84	129	1	8	160	169
Union	150	133	283	39	103	142	1	2	138	141
Wyoming	71	58	129	28	14	42	6	2	79	87
<b><u>8th Class Counties</u></b>										
Cameron	30	16	46	0	21	21	0	2	23	25
Forest	44	3	47	1	0	1	0	2	44	46
Fulton	44	24	68	6	15	21	0	2	45	47
Montour	133	73	206	12	64	76	0	0	130	130
Potter	36	29	65	3	30	33	0	1	31	32
Sullivan	21	11	32	0	23	23	0	0	9	9

Magisterial District Judge - 2022 Non-Traffic Post-Dispositional Arrest Warrants

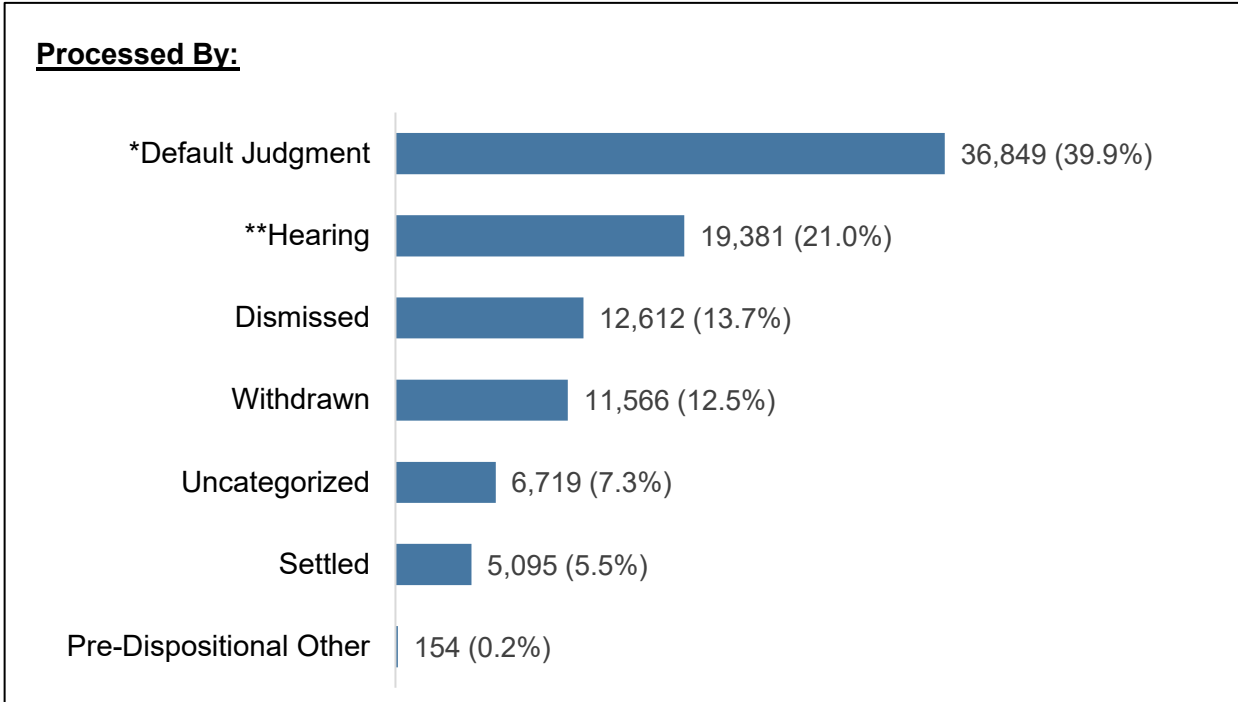
	Pending from Prior Period	Issued	Total Warrants	Returned Served	Cancelled	Total Removed from Inventory	Pending:			Total Pending Warrants at Year End
							0-30 Days	31-60 Days	Over 60 Days	
<b><u>2nd Class County</u></b>										
Allegheny	53,218	10,131	63,349	3,107	5,956	9,063	421	499	53,366	54,286
<b><u>2A Class Counties</u></b>										
Bucks	9,775	2,191	11,966	1,618	701	2,319	135	67	9,445	9,647
Delaware	33,192	4,046	37,238	1,215	803	2,018	446	148	34,626	35,220
Lancaster	13,735	3,685	17,420	2,452	806	3,258	216	221	13,725	14,162
Montgomery	28,091	3,494	31,585	996	2,353	3,349	236	115	27,885	28,236
<b><u>3rd Class Counties</u></b>										
Berks	13,962	3,125	17,087	2,083	675	2,758	195	184	13,950	14,329
Chester	1,477	1,246	2,723	796	575	1,371	96	44	1,212	1,352
Cumberland	1,589	1,372	2,961	209	1,023	1,232	90	84	1,555	1,729
Dauphin	13,029	1,699	14,728	645	910	1,555	74	66	13,033	13,173
Erie	9,810	4,107	13,917	1,397	2,137	3,534	213	251	9,919	10,383
Lackawanna	8,848	1,113	9,961	234	560	794	51	51	9,065	9,167
Lehigh	13,048	1,395	14,443	515	591	1,106	78	67	13,192	13,337
Luzerne	16,692	2,416	19,108	400	2,229	2,629	154	106	16,219	16,479
Northampton	5,743	1,117	6,860	764	215	979	64	49	5,768	5,881
Westmoreland	3,714	1,388	5,102	1,093	268	1,361	85	79	3,577	3,741
York	5,114	3,360	8,474	1,342	1,701	3,043	162	153	5,116	5,431
<b><u>4th Class Counties</u></b>										
Beaver	3,018	980	3,998	644	529	1,173	35	30	2,760	2,825
Butler	925	462	1,387	221	189	410	22	13	942	977
Cambria	592	780	1,372	378	328	706	41	35	590	666
Centre	258	372	630	72	211	283	22	36	289	347
Fayette	1,189	1,579	2,768	1,372	147	1,519	75	78	1,096	1,249
Franklin	957	761	1,718	484	145	629	29	63	997	1,089
Monroe	2,768	1,022	3,790	297	710	1,007	47	43	2,693	2,783
Schuylkill	2,635	1,060	3,695	378	589	967	71	38	2,619	2,728
Washington	7,525	2,885	10,410	1,568	681	2,249	129	49	7,983	8,161
<b><u>5th Class Counties</u></b>										
Adams	731	544	1,275	341	163	504	24	17	730	771
Blair	1,263	1,127	2,390	428	749	1,177	66	51	1,096	1,213
Lawrence	1,417	494	1,911	158	273	431	25	45	1,410	1,480
Lebanon	1,588	1,906	3,494	834	1,430	2,264	108	87	1,035	1,230
Lycoming	3,461	1,208	4,669	234	951	1,185	82	49	3,353	3,484
Mercer	972	672	1,644	201	470	671	49	27	897	973
Northumberland	3,794	1,726	5,520	261	1,332	1,593	118	100	3,709	3,927

Magisterial District Judge - 2022 Non-Traffic Post-Dispositional Arrest Warrants

	Pending from Prior Period	Issued	Total Warrants	Returned Served	Cancelled	Total Removed from Inventory	Pending:			Total Pending Warrants at Year End
							0-30 Days	31-60 Days	Over 60 Days	
<b><u>6th Class Counties</u></b>										
Armstrong	436	493	929	110	488	598	112	5	214	331
Bedford	466	332	798	156	139	295	10	19	474	503
Bradford	300	304	604	202	47	249	20	8	327	355
Carbon	1,380	472	1,852	212	265	477	23	40	1,312	1,375
Clarion	138	158	296	8	109	117	16	36	127	179
Clearfield	832	563	1,395	296	195	491	3	15	886	904
Clinton	60	147	207	50	112	162	6	4	35	45
Columbia	639	668	1,307	75	525	600	33	25	649	707
Crawford	404	423	827	288	120	408	24	15	380	419
Elk	154	173	327	14	129	143	12	8	164	184
Greene	242	365	607	267	86	353	15	8	231	254
Huntingdon	133	147	280	21	110	131	15	1	133	149
Indiana	367	270	637	91	244	335	15	21	266	302
Jefferson	104	121	225	48	63	111	14	14	86	114
McKean	963	668	1,631	218	374	592	44	47	948	1,039
Mifflin	134	231	365	115	91	206	13	11	135	159
Perry	170	580	750	185	300	485	56	36	173	265
Pike	775	209	984	58	130	188	14	6	776	796
Somerset	384	253	637	157	84	241	14	13	369	396
Susquehanna	594	74	668	3	76	79	13	9	567	589
Tioga	391	166	557	7	153	160	4	6	387	397
Venango	741	588	1,329	468	102	570	32	38	689	759
Warren	315	249	564	88	118	206	4	26	328	358
Wayne	657	244	901	78	112	190	11	2	698	711
<b><u>7th Class Counties</u></b>										
Juniata	91	226	317	128	78	206	9	3	99	111
Snyder	265	465	730	179	247	426	34	33	237	304
Union	224	127	351	31	97	128	0	1	222	223
Wyoming	156	48	204	37	7	44	4	3	153	160
<b><u>8th Class Counties</u></b>										
Cameron	206	92	298	5	77	82	5	9	202	216
Forest	58	18	76	17	2	19	0	0	57	57
Fulton	75	52	127	14	32	46	1	4	76	81
Montour	239	80	319	16	116	132	0	5	182	187
Potter	153	82	235	8	67	75	1	17	142	160
Sullivan	29	6	35	2	0	2	0	0	33	33

# 2022 Magisterial District Judge State Totals Civil

Cases Pending 1/1/22	31,905	Age of Pending Cases		
New Cases Filed	90,619	<b>0-60 Days</b>	12,414	41.2%
Bankruptcy Status Change	3	<b>61-120 Days</b>	4,298	14.3%
		<b>121-180 Days</b>	1,446	4.8%
<b>Cases Available for Processing</b>	<b>122,527</b>	<b>181-240 Days</b>	896	3.0%
		<b>241-300 Days</b>	562	1.9%
<b>Cases Processed and Inactive</b>	<b>92,376</b>	<b>301-360 Days</b>	353	1.2%
		<b>Over 360 Days</b>	10,182	33.8%
<b>Cases Pending 12/31/22</b>	<b>30,151</b>	<b>Total</b>	<b>30,151</b>	



* <i>Default Judgment Plaintiff</i>	36,435	(98.9%)
<i>Default Judgment Defendant</i>	414	(1.1%)
** <i>Hearing for Plaintiff</i>	13,806	(71.2%)
<i>Hearing for Defendant</i>	5,575	(28.8%)

For the most recent data, visit the AOPC website at <http://www.pacourts.us/news-and-statistics/research-and-statistics/dashboard-table-of-contents/magisterial-district-courts-statewide-dashboard>

Magisterial District Judge - 2022 Civil Available for Processing

	Cases Pending 1/1/22	New Cases Filed	Bankruptcy Status Change	Cases Available for Processing	Cases Processed	Cases Pending 12/31/22
<b><u>2nd Class County</u></b>						
Allegheny	3,239	10,365	0	13,604	10,796	2,808
<b><u>2A Class Counties</u></b>						
Bucks	982	4,397	0	5,379	4,456	923
Delaware	2,878	5,134	0	8,012	5,577	2,435
Lancaster	1,071	3,221	0	4,292	3,237	1,055
Montgomery	3,282	5,529	0	8,811	5,804	3,007
<b><u>3rd Class Counties</u></b>						
Berks	1,048	3,114	0	4,162	3,093	1,069
Chester	710	2,645	0	3,355	2,675	680
Cumberland	457	1,684	0	2,141	1,704	437
Dauphin	1,178	2,724	0	3,902	2,804	1,098
Erie	748	2,336	0	3,084	2,225	859
Lackawanna	1,101	2,194	1	3,296	2,267	1,029
Lehigh	1,006	3,474	0	4,480	3,522	958
Luzerne	1,574	3,521	0	5,095	3,739	1,356
Northampton	902	2,478	0	3,380	2,547	833
Westmoreland	1,119	3,061	0	4,180	3,078	1,102
York	1,029	3,569	1	4,599	3,629	970
<b><u>4th Class Counties</u></b>						
Beaver	525	1,259	0	1,784	1,219	565
Butler	478	1,396	0	1,874	1,327	547
Cambria	245	1,107	0	1,352	1,112	240
Centre	183	572	0	755	548	207
Fayette	304	1,309	0	1,613	1,327	286
Franklin	336	1,181	0	1,517	1,186	331
Monroe	723	2,272	0	2,995	2,329	666
Schuylkill	337	1,490	0	1,827	1,477	350
Washington	590	1,712	0	2,302	1,682	620
<b><u>5th Class Counties</u></b>						
Adams	189	648	0	837	672	165
Blair	285	1,320	0	1,605	1,351	254
Lawrence	188	660	0	848	655	193
Lebanon	473	953	0	1,426	955	471
Lycoming	223	1,188	0	1,411	1,172	239
Mercer	252	778	0	1,030	796	234
Northumberland	437	778	0	1,215	812	403

Magisterial District Judge - 2022 Civil Available for Processing

	Cases Pending 1/1/22	New Cases Filed	Bankruptcy Status Change	Cases Available for Processing	Cases Processed	Cases Pending 12/31/22
<b><u>6th Class Counties</u></b>						
Armstrong	97	471	0	568	476	92
Bedford	180	351	0	531	344	187
Bradford	128	697	0	825	719	106
Carbon	204	772	0	976	806	170
Clarion	46	255	0	301	245	56
Clearfield	432	690	0	1,122	689	433
Clinton	52	213	0	265	207	58
Columbia	130	638	0	768	670	98
Crawford	263	537	0	800	543	257
Elk	210	185	0	395	174	221
Greene	84	269	0	353	289	64
Huntingdon	61	365	0	426	344	82
Indiana	177	643	0	820	608	212
Jefferson	84	453	0	537	452	85
McKean	88	415	0	503	437	66
Mifflin	77	319	0	396	316	80
Perry	89	332	0	421	329	92
Pike	275	864	1	1,140	884	256
Somerset	137	847	0	984	783	201
Susquehanna	60	290	0	350	281	69
Tioga	68	263	0	331	265	66
Venango	105	436	0	541	441	100
Warren	181	326	0	507	305	202
Wayne	155	519	0	674	536	138
<b><u>7th Class Counties</u></b>						
Juniata	63	150	0	213	148	65
Snyder	74	311	0	385	310	75
Union	50	224	0	274	231	43
Wyoming	48	243	0	291	254	37
<b><u>8th Class Counties</u></b>						
Cameron	24	46	0	70	49	21
Forest	20	36	0	56	39	17
Fulton	34	130	0	164	134	30
Montour	88	127	0	215	155	60
Potter	20	106	0	126	113	13
Sullivan	9	27	0	36	27	9

Magisterial District Judge - 2022 Civil Processed and Inactive

	Default Judgment Defendant	%	Hearing for Plaintiff	%	Dismissed	%	Withdrawn	%	Settled	%
<b><u>2nd Class County</u></b>										
Allegheny	76	0.7	1,805	16.7	1,249	11.6	1,534	14.2	517	4.8
<b><u>2A Class Counties</u></b>										
Bucks	8	0.2	746	16.7	584	13.1	690	15.5	219	4.9
Delaware	28	0.5	1,087	19.5	915	16.4	681	12.2	245	4.4
Lancaster	17	0.5	280	8.6	541	16.7	361	11.2	176	5.4
Montgomery	11	0.2	994	17.1	985	17.0	790	13.6	419	7.2
<b><u>3rd Class Counties</u></b>										
Berks	9	0.3	311	10.1	385	12.4	363	11.7	149	4.8
Chester	13	0.5	425	15.9	335	12.5	351	13.1	176	6.6
Cumberland	3	0.2	182	10.7	240	14.1	220	12.9	119	7.0
Dauphin	7	0.2	518	18.5	359	12.8	356	12.7	155	5.5
Erie	7	0.3	458	20.6	291	13.1	223	10.0	133	6.0
Lackawanna	6	0.3	409	18.0	323	14.2	375	16.5	113	5.0
Lehigh	8	0.2	403	11.4	730	20.7	324	9.2	145	4.1
Luzerne	15	0.4	611	16.3	650	17.4	518	13.9	230	6.2
Northampton	9	0.4	362	14.2	434	17.0	251	9.9	110	4.3
Westmoreland	21	0.7	694	22.5	383	12.4	434	14.1	166	5.4
York	14	0.4	315	8.7	594	16.4	317	8.7	186	5.1
<b><u>4th Class Counties</u></b>										
Beaver	5	0.4	417	34.2	124	10.2	202	16.6	37	3.0
Butler	3	0.2	160	12.1	147	11.1	136	10.2	76	5.7
Cambria	8	0.7	162	14.6	106	9.5	136	12.2	75	6.7
Centre	6	1.1	83	15.1	58	10.6	83	15.1	40	7.3
Fayette	4	0.3	227	17.1	150	11.3	125	9.4	57	4.3
Franklin	11	0.9	315	26.6	138	11.6	146	12.3	71	6.0
Monroe	10	0.4	273	11.7	430	18.5	276	11.9	105	4.5
Schuylkill	8	0.5	255	17.3	204	13.8	155	10.5	64	4.3
Washington	8	0.5	365	21.7	187	11.1	227	13.5	85	5.1
<b><u>5th Class Counties</u></b>										
Adams	2	0.3	55	8.2	65	9.7	86	12.8	23	3.4
Blair	12	0.9	85	6.3	164	12.1	151	11.2	83	6.1
Lawrence	3	0.5	57	8.7	88	13.4	76	11.6	11	1.7
Lebanon	1	0.1	59	6.2	163	17.1	113	11.8	51	5.3
Lycoming	10	0.9	114	9.7	173	14.8	170	14.5	66	5.6
Mercer	7	0.9	73	9.2	74	9.3	93	11.7	30	3.8
Northumberland	2	0.2	110	13.5	75	9.2	92	11.3	28	3.4

Magisterial District Judge - 2022 Civil Processed and Inactive

	Hearing for Defendant	%	Uncategorized	%	Default Judgment Plaintiff	%	Pre-Dispositional Other	%	Cases Processed
<b><u>2nd Class County</u></b>									
Allegheny	690	6.4	762	7.1	4,141	38.4	22	0.2	10,796
<b><u>2A Class Counties</u></b>									
Bucks	289	6.5	353	7.9	1,562	35.1	5	0.1	4,456
Delaware	295	5.3	380	6.8	1,942	34.8	4	0.1	5,577
Lancaster	248	7.7	365	11.3	1,246	38.5	3	0.1	3,237
Montgomery	328	5.7	526	9.1	1,745	30.1	6	0.1	5,804
<b><u>3rd Class Counties</u></b>									
Berks	199	6.4	221	7.1	1,455	47.0	1	<0.1	3,093
Chester	187	7.0	172	6.4	1,014	37.9	2	0.1	2,675
Cumberland	70	4.1	142	8.3	725	42.5	3	0.2	1,704
Dauphin	153	5.5	200	7.1	1,055	37.6	1	<0.1	2,804
Erie	103	4.6	127	5.7	872	39.2	11	0.5	2,225
Lackawanna	157	6.9	83	3.7	793	35.0	8	0.4	2,267
Lehigh	292	8.3	413	11.7	1,201	34.1	6	0.2	3,522
Luzerne	235	6.3	168	4.5	1,307	35.0	5	0.1	3,739
Northampton	153	6.0	279	11.0	946	37.1	3	0.1	2,547
Westmoreland	212	6.9	144	4.7	1,009	32.8	15	0.5	3,078
York	177	4.9	346	9.5	1,679	46.3	1	<0.1	3,629
<b><u>4th Class Counties</u></b>									
Beaver	74	6.1	36	3.0	324	26.6	0	--	1,219
Butler	78	5.9	70	5.3	646	48.7	11	0.8	1,327
Cambria	76	6.8	48	4.3	501	45.1	0	--	1,112
Centre	44	8.0	35	6.4	199	36.3	0	--	548
Fayette	55	4.1	115	8.7	589	44.4	5	0.4	1,327
Franklin	57	4.8	58	4.9	390	32.9	0	--	1,186
Monroe	175	7.5	327	14.0	730	31.3	3	0.1	2,329
Schuylkill	84	5.7	80	5.4	625	42.3	2	0.1	1,477
Washington	109	6.5	89	5.3	611	36.3	1	0.1	1,682
<b><u>5th Class Counties</u></b>									
Adams	39	5.8	71	10.6	331	49.3	0	--	672
Blair	62	4.6	52	3.8	741	54.8	1	0.1	1,351
Lawrence	37	5.6	44	6.7	336	51.3	3	0.5	655
Lebanon	53	5.5	108	11.3	407	42.6	0	--	955
Lycoming	56	4.8	67	5.7	516	44.0	0	--	1,172
Mercer	46	5.8	39	4.9	430	54.0	4	0.5	796
Northumberland	60	7.4	24	3.0	420	51.7	1	0.1	812



Magisterial District Judge - 2022 Civil Processed and Inactive

	Default Judgment Defendant	%	Hearing for Plaintiff	%	Dismissed	%	Withdrawn	%	Settled	%
<b><u>6th Class Counties</u></b>										
Armstrong	1	0.2	53	11.1	42	8.8	60	12.6	15	3.2
Bedford	2	0.6	25	7.3	32	9.3	35	10.2	17	4.9
Bradford	4	0.6	79	11.0	48	6.7	146	20.3	72	10.0
Carbon	8	1.0	100	12.4	104	12.9	77	9.6	77	9.6
Clarion	0	--	37	15.1	20	8.2	23	9.4	16	6.5
Clearfield	2	0.3	65	9.4	55	8.0	64	9.3	43	6.2
Clinton	0	--	20	9.7	16	7.7	16	7.7	15	7.2
Columbia	1	0.1	57	8.5	72	10.7	99	14.8	57	8.5
Crawford	1	0.2	50	9.2	68	12.5	64	11.8	24	4.4
Elk	0	--	17	9.8	8	4.6	21	12.1	14	8.0
Greene	1	0.3	37	12.8	58	20.1	32	11.1	6	2.1
Huntingdon	0	--	43	12.5	35	10.2	48	14.0	16	4.7
Indiana	3	0.5	56	9.2	31	5.1	111	18.3	30	4.9
Jefferson	1	0.2	39	8.6	49	10.8	35	7.7	60	13.3
McKean	2	0.5	58	13.3	32	7.3	24	5.5	59	13.5
Mifflin	6	1.9	22	7.0	33	10.4	30	9.5	11	3.5
Perry	1	0.3	33	10.0	32	9.7	37	11.2	20	6.1
Pike	3	0.3	98	11.1	133	15.0	108	12.2	69	7.8
Somerset	1	0.1	103	13.2	59	7.5	78	10.0	58	7.4
Susquehanna	5	1.8	43	15.3	26	9.3	38	13.5	21	7.5
Tioga	4	1.5	27	10.2	33	12.5	35	13.2	10	3.8
Venango	0	--	37	8.4	74	16.8	62	14.1	12	2.7
Warren	2	0.7	39	12.8	21	6.9	34	11.1	27	8.9
Wayne	1	0.2	84	15.7	56	10.4	71	13.2	33	6.2
<b><u>7th Class Counties</u></b>										
Juniata	0	--	15	10.1	13	8.8	10	6.8	26	17.6
Snyder	0	--	32	10.3	38	12.3	34	11.0	36	11.6
Union	2	0.9	14	6.1	19	8.2	28	12.1	19	8.2
Wyoming	2	0.8	33	13.0	20	7.9	19	7.5	43	16.9
<b><u>8th Class Counties</u></b>										
Cameron	1	2.0	6	12.2	3	6.1	2	4.1	4	8.2
Forest	0	--	8	20.5	3	7.7	2	5.1	3	7.7
Fulton	1	0.7	25	18.7	6	4.5	17	12.7	7	5.2
Montour	5	3.2	35	22.6	18	11.6	28	18.1	3	1.9
Potter	2	1.8	5	4.4	7	6.2	19	16.8	9	8.0
Sullivan	0	--	1	3.7	4	14.8	4	14.8	3	11.1

Magisterial District Judge - 2022 Civil Processed and Inactive

	Hearing for Defendant	%	Uncategorized	%	Default Judgment Plaintiff	%	Pre-Dispositional Other	%	Cases Processed
<b><u>6th Class Counties</u></b>									
Armstrong	28	5.9	29	6.1	248	52.1	0	--	476
Bedford	20	5.8	32	9.3	181	52.6	0	--	344
Bradford	22	3.1	38	5.3	310	43.1	0	--	719
Carbon	42	5.2	32	4.0	365	45.3	1	0.1	806
Clarion	13	5.3	5	2.0	130	53.1	1	0.4	245
Clearfield	49	7.1	35	5.1	375	54.4	1	0.1	689
Clinton	34	16.4	10	4.8	96	46.4	0	--	207
Columbia	35	5.2	26	3.9	322	48.1	1	0.1	670
Crawford	43	7.9	38	7.0	252	46.4	3	0.6	543
Elk	7	4.0	0	--	107	61.5	0	--	174
Greene	12	4.2	29	10.0	114	39.4	0	--	289
Huntingdon	20	5.8	16	4.7	166	48.3	0	--	344
Indiana	47	7.7	25	4.1	303	49.8	2	0.3	608
Jefferson	26	5.8	12	2.7	230	50.9	0	--	452
McKean	18	4.1	20	4.6	223	51.0	1	0.2	437
Mifflin	17	5.4	31	9.8	165	52.2	1	0.3	316
Perry	8	2.4	40	12.2	158	48.0	0	--	329
Pike	34	3.8	124	14.0	310	35.1	5	0.6	884
Somerset	23	2.9	53	6.8	408	52.1	0	--	783
Susquehanna	21	7.5	10	3.6	116	41.3	1	0.4	281
Tioga	10	3.8	17	6.4	129	48.7	0	--	265
Venango	22	5.0	46	10.4	186	42.2	2	0.5	441
Warren	21	6.9	4	1.3	155	50.8	2	0.7	305
Wayne	52	9.7	56	10.4	181	33.8	2	0.4	536
<b><u>7th Class Counties</u></b>									
Juniata	4	2.7	2	1.4	78	52.7	0	--	148
Snyder	13	4.2	19	6.1	135	43.5	3	1.0	310
Union	9	3.9	0	--	140	60.6	0	--	231
Wyoming	15	5.9	6	2.4	116	45.7	0	--	254
<b><u>8th Class Counties</u></b>									
Cameron	1	2.0	3	6.1	29	59.2	0	--	49
Forest	2	5.1	0	--	21	53.8	0	--	39
Fulton	10	7.5	5	3.7	63	47.0	0	--	134
Montour	2	1.3	8	5.2	55	35.5	1	0.6	155
Potter	2	1.8	2	1.8	67	59.3	0	--	113
Sullivan	0	--	2	7.4	13	48.1	0	--	27

Magisterial District Judge - 2022 Age of Pending Civil

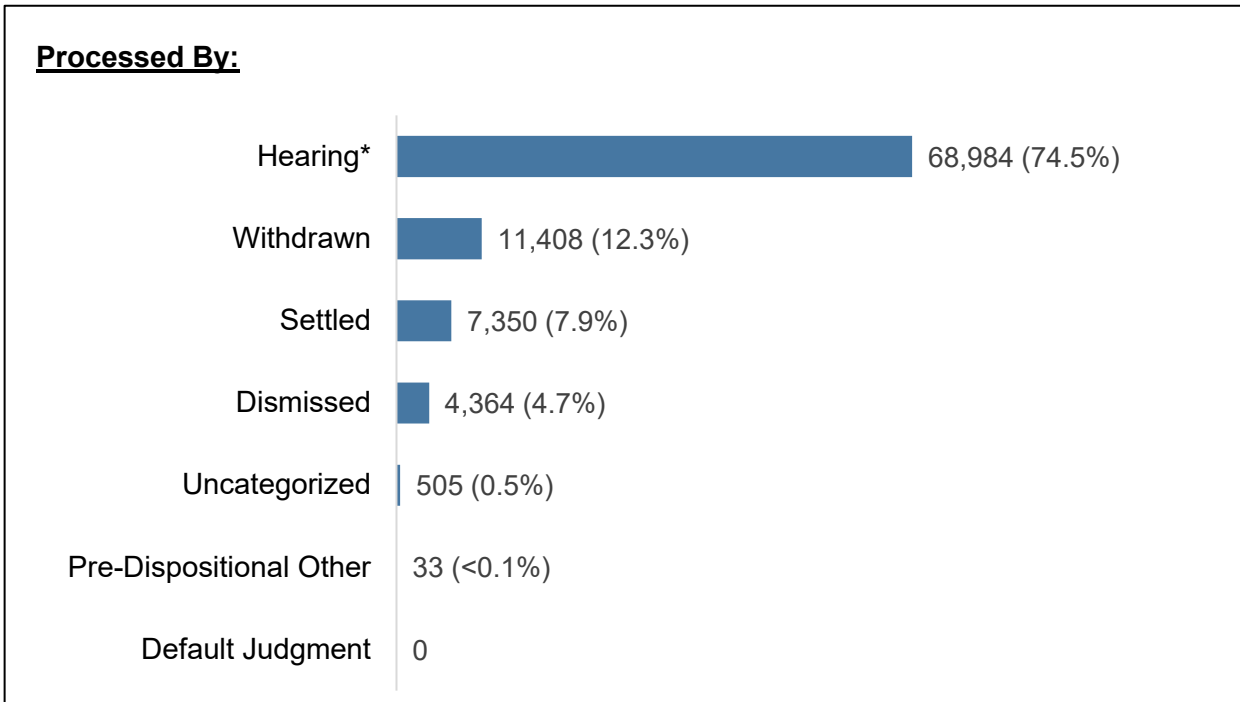
	0-60		61-120		121-180		181-240		241-300		301-360		Over 360	
	Days	%	Days	%	Days	%	Days	%	Days	%	Days	%	Days	%
<b><u>2nd Class County</u></b>														
<b>Allegheny</b>	1,487	53.0	491	17.5	145	5.2	68	2.4	62	2.2	33	1.2	522	18.6
<b><u>2A Class Counties</u></b>														
<b>Bucks</b>	592	64.1	146	15.8	43	4.7	28	3.0	12	1.3	7	0.8	95	10.3
<b>Delaware</b>	677	27.8	359	14.7	137	5.6	97	4.0	49	2.0	42	1.7	1,074	44.1
<b>Lancaster</b>	429	40.7	134	12.7	59	5.6	44	4.2	27	2.6	13	1.2	349	33.1
<b>Montgomery</b>	747	24.8	382	12.7	141	4.7	81	2.7	39	1.3	19	0.6	1,598	53.1
<b><u>3rd Class Counties</u></b>														
<b>Berks</b>	437	40.9	211	19.7	73	6.8	40	3.7	22	2.1	13	1.2	273	25.5
<b>Chester</b>	363	53.4	115	16.9	41	6.0	26	3.8	13	1.9	6	0.9	116	17.1
<b>Cumberland</b>	256	58.6	80	18.3	21	4.8	14	3.2	8	1.8	2	0.5	56	12.8
<b>Dauphin</b>	362	33.0	104	9.5	66	6.0	49	4.5	29	2.6	30	2.7	458	41.7
<b>Erie</b>	332	38.6	103	12.0	31	3.6	22	2.6	15	1.7	6	0.7	350	40.7
<b>Lackawanna</b>	334	32.5	167	16.2	67	6.5	38	3.7	42	4.1	11	1.1	370	36.0
<b>Lehigh</b>	465	48.5	218	22.8	69	7.2	39	4.1	23	2.4	17	1.8	127	13.3
<b>Luzerne</b>	500	36.9	238	17.6	64	4.7	43	3.2	41	3.0	32	2.4	438	32.3
<b>Northampton</b>	342	41.1	113	13.6	59	7.1	39	4.7	18	2.2	16	1.9	246	29.5
<b>Westmoreland</b>	430	39.0	147	13.3	35	3.2	19	1.7	14	1.3	15	1.4	442	40.1
<b>York</b>	439	45.3	113	11.6	39	4.0	18	1.9	12	1.2	4	0.4	345	35.6
<b><u>4th Class Counties</u></b>														
<b>Beaver</b>	207	36.6	60	10.6	25	4.4	15	2.7	14	2.5	8	1.4	236	41.8
<b>Butler</b>	222	40.6	51	9.3	6	1.1	11	2.0	5	0.9	5	0.9	247	45.2
<b>Cambria</b>	129	53.8	26	10.8	9	3.8	6	2.5	2	0.8	3	1.3	65	27.1
<b>Centre</b>	99	47.8	14	6.8	5	2.4	5	2.4	3	1.4	0	--	81	39.1
<b>Fayette</b>	171	59.8	50	17.5	17	5.9	4	1.4	3	1.0	2	0.7	39	13.6
<b>Franklin</b>	134	40.5	42	12.7	15	4.5	13	3.9	7	2.1	2	0.6	118	35.6
<b>Monroe</b>	304	45.6	132	19.8	52	7.8	30	4.5	14	2.1	13	2.0	121	18.2
<b>Schuylkill</b>	168	48.0	76	21.7	26	7.4	9	2.6	5	1.4	8	2.3	58	16.6
<b>Washington</b>	268	43.2	82	13.2	19	3.1	20	3.2	12	1.9	10	1.6	209	33.7
<b><u>5th Class Counties</u></b>														
<b>Adams</b>	93	56.4	26	15.8	11	6.7	1	0.6	0	--	4	2.4	30	18.2
<b>Blair</b>	179	70.5	29	11.4	4	1.6	6	2.4	3	1.2	1	0.4	32	12.6
<b>Lawrence</b>	115	59.6	35	18.1	14	7.3	4	2.1	1	0.5	1	0.5	23	11.9
<b>Lebanon</b>	137	29.1	35	7.4	8	1.7	8	1.7	5	1.1	2	0.4	276	58.6
<b>Lycoming</b>	136	56.9	42	17.6	5	2.1	8	3.3	2	0.8	1	0.4	45	18.8
<b>Mercer</b>	96	41.0	30	12.8	8	3.4	3	1.3	2	0.9	1	0.4	94	40.2
<b>Northumberland</b>	128	31.8	39	9.7	20	5.0	15	3.7	10	2.5	1	0.2	190	47.1

Magisterial District Judge - 2022 Age of Pending Civil

	0-60		61-120		121-180		181-240		241-300		301-360		Over 360	
	Days	%	Days	%	Days	%	Days	%	Days	%	Days	%	Days	%
<b><u>6th Class Counties</u></b>														
Armstrong	59	64.1	18	19.6	2	2.2	2	2.2	2	2.2	1	1.1	8	8.7
Bedford	58	31.0	3	1.6	2	1.1	1	0.5	1	0.5	0	--	122	65.2
Bradford	59	55.7	14	13.2	3	2.8	3	2.8	1	0.9	1	0.9	25	23.6
Carbon	100	58.8	40	23.5	6	3.5	4	2.4	3	1.8	2	1.2	15	8.8
Clarion	41	73.2	3	5.4	1	1.8	1	1.8	1	1.8	0	--	9	16.1
Clearfield	95	21.9	18	4.2	12	2.8	5	1.2	7	1.6	0	--	296	68.4
Clinton	42	72.4	5	8.6	0	--	1	1.7	1	1.7	0	--	9	15.5
Columbia	67	68.4	20	20.4	4	4.1	1	1.0	0	--	1	1.0	5	5.1
Crawford	75	29.2	19	7.4	8	3.1	1	0.4	1	0.4	1	0.4	152	59.1
Elk	22	10.0	5	2.3	0	--	3	1.4	1	0.5	2	0.9	188	85.1
Greene	32	50.0	13	20.3	3	4.7	4	6.3	2	3.1	1	1.6	9	14.1
Huntingdon	56	68.3	13	15.9	1	1.2	1	1.2	0	--	0	--	11	13.4
Indiana	98	46.2	34	16.0	5	2.4	10	4.7	8	3.8	3	1.4	54	25.5
Jefferson	42	49.4	7	8.2	0	--	1	1.2	2	2.4	0	--	33	38.8
McKean	37	56.1	7	10.6	2	3.0	2	3.0	1	1.5	1	1.5	16	24.2
Mifflin	39	48.8	7	8.8	1	1.3	0	--	0	--	0	--	33	41.3
Perry	34	37.0	17	18.5	5	5.4	4	4.3	1	1.1	1	1.1	30	32.6
Pike	135	52.7	40	15.6	13	5.1	7	2.7	2	0.8	4	1.6	55	21.5
Somerset	143	71.1	23	11.4	4	2.0	2	1.0	2	1.0	1	0.5	26	12.9
Susquehanna	46	66.7	12	17.4	6	8.7	2	2.9	0	--	0	--	3	4.3
Tioga	38	57.6	9	13.6	0	--	2	3.0	1	1.5	0	--	16	24.2
Venango	53	53.0	11	11.0	5	5.0	2	2.0	0	--	0	--	29	29.0
Warren	57	28.2	6	3.0	5	2.5	1	0.5	3	1.5	2	1.0	128	63.4
Wayne	68	49.3	22	15.9	15	10.9	5	3.6	2	1.4	1	0.7	25	18.1
<b><u>7th Class Counties</u></b>														
Juniata	14	21.5	9	13.8	1	1.5	2	3.1	1	1.5	0	--	38	58.5
Snyder	37	49.3	5	6.7	0	--	1	1.3	1	1.3	0	--	31	41.3
Union	21	48.8	6	14.0	1	2.3	0	--	1	2.3	0	--	14	32.6
Wyoming	23	62.2	8	21.6	1	2.7	1	2.7	1	2.7	0	--	3	8.1
<b><u>8th Class Counties</u></b>														
Cameron	10	47.6	0	--	1	4.8	0	--	0	--	2	9.5	8	38.1
Forest	5	29.4	2	11.8	0	--	0	--	0	--	0	--	10	58.8
Fulton	10	33.3	4	13.3	2	6.7	2	6.7	0	--	0	--	12	40.0
Montour	9	15.0	4	6.7	2	3.3	0	--	1	1.7	1	1.7	43	71.7
Potter	7	53.8	2	15.4	0	--	1	7.7	0	--	0	--	3	23.1
Sullivan	4	44.4	2	22.2	1	11.1	1	11.1	1	11.1	0	--	0	--

## 2022 Magisterial District Judge State Totals Landlord/Tenant

Cases Pending 1/1/22	7,329	Age of Pending Cases		
New Cases Filed	93,482	<b>0-60 Days</b>	4,728	57.9%
Closed Case Status Change	0	<b>61-120 Days</b>	185	2.3%
		<b>121-180 Days</b>	63	0.8%
<b>Cases Available for Processing</b>	<b>100,811</b>	<b>181-240 Days</b>	41	0.5%
		<b>241-300 Days</b>	22	0.3%
<b>Cases Processed and Inactive</b>	<b>92,644</b>	<b>301-360 Days</b>	22	0.3%
		<b>Over 360 Days</b>	3,106	38.0%
<b>Cases Pending 12/31/22</b>	<b>8,167</b>	<b>Total</b>	<b>8,167</b>	



* Hearing for Plaintiff	67,472	(97.8%)
Hearing for Defendant	1,512	(2.2%)

For the most recent data, visit the AOPC website at <http://www.pacourts.us/news-and-statistics/research-and-statistics/dashboard-table-of-contents/magisterial-district-courts-statewide-dashboard>

Magisterial District Judge - 2022 Landlord/Tenant Available for Processing

	Cases Pending 1/1/22	New Cases Filed	Closed Case Status Change	Cases Available for Processing	Cases Processed	Cases Pending 12/31/22
<b><u>2nd Class County</u></b>						
Allegheny	1,274	11,117	0	12,391	11,579	812
<b><u>2A Class Counties</u></b>						
Bucks	217	4,493	0	4,710	4,347	363
Delaware	822	7,670	0	8,492	7,497	995
Lancaster	231	4,233	0	4,464	4,208	256
Montgomery	946	7,340	0	8,286	7,250	1,036
<b><u>3rd Class Counties</u></b>						
Berks	325	3,989	0	4,314	4,044	270
Chester	174	2,839	0	3,013	2,727	286
Cumberland	105	1,986	0	2,091	1,974	117
Dauphin	494	6,926	0	7,420	6,863	557
Erie	128	2,874	0	3,002	2,836	166
Lackawanna	212	2,179	0	2,391	2,104	287
Lehigh	255	6,915	0	7,170	6,829	341
Luzerne	212	2,390	0	2,602	2,389	213
Northampton	202	2,662	0	2,864	2,609	255
Westmoreland	214	1,397	0	1,611	1,415	196
York	357	7,188	0	7,545	7,028	517
<b><u>4th Class Counties</u></b>						
Beaver	77	1,301	0	1,378	1,277	101
Butler	76	587	0	663	564	99
Cambria	39	600	0	639	578	61
Centre	31	584	0	615	530	85
Fayette	32	689	0	721	684	37
Franklin	83	933	0	1,016	923	93
Monroe	52	1,172	0	1,224	1,138	86
Schuylkill	25	829	0	854	808	46
Washington	122	1,010	0	1,132	996	136
<b><u>5th Class Counties</u></b>						
Adams	11	326	0	337	327	10
Blair	54	1,009	0	1,063	986	77
Lawrence	16	598	0	614	567	47
Lebanon	55	875	0	930	857	73
Lycoming	39	947	0	986	926	60
Mercer	33	771	0	804	762	42
Northumberland	55	484	0	539	491	48

Magisterial District Judge - 2022 Landlord/Tenant Available for Processing

	Cases Pending 1/1/22	New Cases Filed	Closed Case Status Change	Cases Available for Processing	Cases Processed	Cases Pending 12/31/22
<b><u>6th Class Counties</u></b>						
Armstrong	5	164	0	169	162	7
Bedford	10	127	0	137	124	13
Bradford	9	261	0	270	252	18
Carbon	18	311	0	329	314	15
Clarion	8	81	0	89	83	6
Clearfield	35	210	0	245	206	39
Clinton	9	229	0	238	223	15
Columbia	39	353	0	392	371	21
Crawford	26	315	0	341	322	19
Elk	4	68	0	72	65	7
Greene	6	144	0	150	138	12
Huntingdon	2	90	0	92	88	4
Indiana	13	293	0	306	274	32
Jefferson	27	65	0	92	67	25
McKean	10	150	0	160	154	6
Mifflin	8	159	0	167	160	7
Perry	37	190	0	227	197	30
Pike	13	128	0	141	130	11
Somerset	6	230	0	236	226	10
Susquehanna	3	105	0	108	101	7
Tioga	4	129	0	133	129	4
Venango	27	146	0	173	143	30
Warren	12	125	0	137	123	14
Wayne	5	131	0	136	125	11
<b><u>7th Class Counties</u></b>						
Juniata	5	37	0	42	36	6
Snyder	2	76	0	78	76	2
Union	1	77	0	78	73	5
Wyoming	0	60	0	60	59	1
<b><u>8th Class Counties</u></b>						
Cameron	0	13	0	13	12	1
Forest	1	5	0	6	6	0
Fulton	4	29	0	33	28	5
Montour	12	47	0	59	46	13
Potter	0	18	0	18	15	3
Sullivan	0	3	0	3	3	0

Magisterial District Judge - 2022 Landlord/Tenant Processed and Inactive

	Hearing for Plaintiff		Settled		Withdrawn		Dismissed		Hearing for Defendant	
		%		%		%		%		%
<b><u>2nd Class County</u></b>										
<b>Allegheny</b>	8,464	73.1	596	5.1	1,457	12.6	795	6.9	231	2.0
<b><u>2A Class Counties</u></b>										
<b>Bucks</b>	2,921	67.2	239	5.5	1,027	23.6	93	2.1	52	1.2
<b>Delaware</b>	5,467	72.9	496	6.6	1,088	14.5	307	4.1	86	1.1
<b>Lancaster</b>	2,847	67.7	343	8.2	782	18.6	129	3.1	83	2.0
<b>Montgomery</b>	4,444	61.3	645	8.9	1,675	23.1	375	5.2	77	1.1
<b><u>3rd Class Counties</u></b>										
<b>Berks</b>	2,889	71.4	375	9.3	359	8.9	245	6.1	158	3.9
<b>Chester</b>	1,412	51.8	253	9.3	883	32.4	104	3.8	43	1.6
<b>Cumberland</b>	1,402	71.0	302	15.3	186	9.4	64	3.2	12	0.6
<b>Dauphin</b>	5,244	76.4	892	13.0	423	6.2	251	3.7	22	0.3
<b>Erie</b>	2,367	83.5	232	8.2	89	3.1	117	4.1	22	0.8
<b>Lackawanna</b>	1,617	76.9	91	4.3	210	10.0	134	6.4	31	1.5
<b>Lehigh</b>	5,163	75.6	687	10.1	496	7.3	365	5.3	103	1.5
<b>Luzerne</b>	1,831	76.6	83	3.5	164	6.9	198	8.3	81	3.4
<b>Northampton</b>	1,983	76.0	333	12.8	168	6.4	76	2.9	32	1.2
<b>Westmoreland</b>	1,155	81.6	59	4.2	128	9.0	53	3.7	17	1.2
<b>York</b>	5,120	72.9	1,035	14.7	601	8.6	203	2.9	55	0.8
<b><u>4th Class Counties</u></b>										
<b>Beaver</b>	1,084	84.9	25	2.0	64	5.0	75	5.9	27	2.1
<b>Butler</b>	393	69.7	41	7.3	70	12.4	29	5.1	26	4.6
<b>Cambria</b>	473	81.8	11	1.9	34	5.9	32	5.5	5	0.9
<b>Centre</b>	278	52.5	28	5.3	206	38.9	4	0.8	9	1.7
<b>Fayette</b>	561	82.0	29	4.2	52	7.6	27	3.9	5	0.7
<b>Franklin</b>	647	70.1	109	11.8	92	10.0	48	5.2	18	2.0
<b>Monroe</b>	796	69.9	68	6.0	156	13.7	68	6.0	40	3.5
<b>Schuylkill</b>	651	80.6	11	1.4	45	5.6	69	8.5	19	2.4
<b>Washington</b>	747	75.0	53	5.3	103	10.3	50	5.0	29	2.9
<b><u>5th Class Counties</u></b>										
<b>Adams</b>	247	75.5	17	5.2	37	11.3	20	6.1	5	1.5
<b>Blair</b>	754	76.5	50	5.1	90	9.1	55	5.6	18	1.8
<b>Lawrence</b>	473	83.4	6	1.1	21	3.7	57	10.1	7	1.2
<b>Lebanon</b>	581	67.8	46	5.4	144	16.8	47	5.5	38	4.4
<b>Lycoming</b>	764	82.5	9	1.0	119	12.9	19	2.1	10	1.1
<b>Mercer</b>	584	76.6	5	0.7	89	11.7	44	5.8	31	4.1
<b>Northumberland</b>	427	87.0	2	0.4	33	6.7	11	2.2	14	2.9



Magisterial District Judge - 2022 Landlord/Tenant Processed and Inactive

	Uncategorized	%	Pre-Dispositional Other	%	Default Judgment Plaintiff	%	Default Judgment Defendant	%	Cases Processed
<b><u>2nd Class County</u></b>									
Allegheny	31	0.3	5	<0.1	0	--	0	--	11,579
<b><u>2A Class Counties</u></b>									
Bucks	11	0.3	4	0.1	0	--	0	--	4,347
Delaware	52	0.7	1	<0.1	0	--	0	--	7,497
Lancaster	22	0.5	2	<0.1	0	--	0	--	4,208
Montgomery	30	0.4	4	0.1	0	--	0	--	7,250
<b><u>3rd Class Counties</u></b>									
Berks	17	0.4	1	<0.1	0	--	0	--	4,044
Chester	30	1.1	2	0.1	0	--	0	--	2,727
Cumberland	7	0.4	1	0.1	0	--	0	--	1,974
Dauphin	29	0.4	2	<0.1	0	--	0	--	6,863
Erie	9	0.3	0	--	0	--	0	--	2,836
Lackawanna	21	1.0	0	--	0	--	0	--	2,104
Lehigh	14	0.2	1	<0.1	0	--	0	--	6,829
Luzerne	30	1.3	2	0.1	0	--	0	--	2,389
Northampton	17	0.7	0	--	0	--	0	--	2,609
Westmoreland	3	0.2	0	--	0	--	0	--	1,415
York	12	0.2	2	<0.1	0	--	0	--	7,028
<b><u>4th Class Counties</u></b>									
Beaver	1	0.1	1	0.1	0	--	0	--	1,277
Butler	5	0.9	0	--	0	--	0	--	564
Cambria	23	4.0	0	--	0	--	0	--	578
Centre	5	0.9	0	--	0	--	0	--	530
Fayette	10	1.5	0	--	0	--	0	--	684
Franklin	9	1.0	0	--	0	--	0	--	923
Monroe	9	0.8	1	0.1	0	--	0	--	1,138
Schuylkill	13	1.6	0	--	0	--	0	--	808
Washington	14	1.4	0	--	0	--	0	--	996
<b><u>5th Class Counties</u></b>									
Adams	1	0.3	0	--	0	--	0	--	327
Blair	19	1.9	0	--	0	--	0	--	986
Lawrence	3	0.5	0	--	0	--	0	--	567
Lebanon	1	0.1	0	--	0	--	0	--	857
Lycoming	4	0.4	1	0.1	0	--	0	--	926
Mercer	9	1.2	0	--	0	--	0	--	762
Northumberland	4	0.8	0	--	0	--	0	--	491

Magisterial District Judge - 2022 Landlord/Tenant Processed and Inactive

	Hearing for Plaintiff		Settled		Withdrawn		Dismissed		Hearing for Defendant	
		%		%		%		%		%
<b><u>6th Class Counties</u></b>										
Armstrong	137	84.6	3	1.9	10	6.2	5	3.1	1	0.6
Bedford	103	83.1	11	8.9	1	0.8	9	7.3	0	--
Bradford	210	83.3	7	2.8	20	7.9	7	2.8	7	2.8
Carbon	249	79.3	16	5.1	19	6.1	15	4.8	13	4.1
Clarion	65	78.3	2	2.4	5	6.0	9	10.8	1	1.2
Clearfield	170	82.5	14	6.8	7	3.4	10	4.9	1	0.5
Clinton	184	82.5	14	6.3	15	6.7	5	2.2	5	2.2
Columbia	310	83.6	8	2.2	37	10.0	7	1.9	9	2.4
Crawford	260	80.7	12	3.7	25	7.8	17	5.3	5	1.6
Elk	60	92.3	0	--	2	3.1	1	1.5	2	3.1
Greene	112	81.2	12	8.7	1	0.7	11	8.0	1	0.7
Huntingdon	74	84.1	2	2.3	6	6.8	3	3.4	1	1.1
Indiana	220	80.3	16	5.8	20	7.3	13	4.7	4	1.5
Jefferson	53	79.1	0	--	4	6.0	6	9.0	3	4.5
McKean	129	83.8	9	5.8	2	1.3	12	7.8	2	1.3
Mifflin	136	85.0	1	0.6	12	7.5	2	1.3	8	5.0
Perry	148	75.1	10	5.1	27	13.7	4	2.0	4	2.0
Pike	109	83.8	3	2.3	10	7.7	4	3.1	1	0.8
Somerset	175	77.4	5	2.2	20	8.8	3	1.3	15	6.6
Susquehanna	79	78.2	2	2.0	6	5.9	6	5.9	5	5.0
Tioga	103	79.8	1	0.8	17	13.2	5	3.9	3	2.3
Venango	117	81.8	3	2.1	9	6.3	14	9.8	0	--
Warren	101	82.1	5	4.1	6	4.9	9	7.3	2	1.6
Wayne	103	82.4	1	0.8	10	8.0	9	7.2	2	1.6
<b><u>7th Class Counties</u></b>										
Juniata	25	69.4	10	27.8	0	--	0	--	1	2.8
Snyder	62	81.6	0	--	7	9.2	6	7.9	1	1.3
Union	53	72.6	6	8.2	10	13.7	2	2.7	2	2.7
Wyoming	49	83.1	0	--	0	--	5	8.5	4	6.8
<b><u>8th Class Counties</u></b>										
Cameron	11	91.7	0	--	0	--	1	8.3	0	--
Forest	5	83.3	0	--	1	16.7	0	--	0	--
Fulton	19	67.9	3	10.7	5	17.9	0	--	0	--
Montour	39	84.8	2	4.3	3	6.5	0	--	2	4.3
Potter	13	86.7	1	6.7	0	--	0	--	1	6.7
Sullivan	3	100.0	0	--	0	--	0	--	0	--

Magisterial District Judge - 2022 Landlord/Tenant Processed and Inactive

	Uncategorized	%	Pre-Dispositional Other	%	Default Judgment Plaintiff	%	Default Judgment Defendant	%	Cases Processed
<b><u>6th Class Counties</u></b>									
Armstrong	6	3.7	0	--	0	--	0	--	162
Bedford	0	--	0	--	0	--	0	--	124
Bradford	1	0.4	0	--	0	--	0	--	252
Carbon	2	0.6	0	--	0	--	0	--	314
Clarion	0	--	1	1.2	0	--	0	--	83
Clearfield	4	1.9	0	--	0	--	0	--	206
Clinton	0	--	0	--	0	--	0	--	223
Columbia	0	--	0	--	0	--	0	--	371
Crawford	3	0.9	0	--	0	--	0	--	322
Elk	0	--	0	--	0	--	0	--	65
Greene	1	0.7	0	--	0	--	0	--	138
Huntingdon	2	2.3	0	--	0	--	0	--	88
Indiana	1	0.4	0	--	0	--	0	--	274
Jefferson	1	1.5	0	--	0	--	0	--	67
McKean	0	--	0	--	0	--	0	--	154
Mifflin	0	--	1	0.6	0	--	0	--	160
Perry	4	2.0	0	--	0	--	0	--	197
Pike	2	1.5	1	0.8	0	--	0	--	130
Somerset	8	3.5	0	--	0	--	0	--	226
Susquehanna	3	3.0	0	--	0	--	0	--	101
Tioga	0	--	0	--	0	--	0	--	129
Venango	0	--	0	--	0	--	0	--	143
Warren	0	--	0	--	0	--	0	--	123
Wayne	0	--	0	--	0	--	0	--	125
<b><u>7th Class Counties</u></b>									
Juniata	0	--	0	--	0	--	0	--	36
Snyder	0	--	0	--	0	--	0	--	76
Union	0	--	0	--	0	--	0	--	73
Wyoming	1	1.7	0	--	0	--	0	--	59
<b><u>8th Class Counties</u></b>									
Cameron	0	--	0	--	0	--	0	--	12
Forest	0	--	0	--	0	--	0	--	6
Fulton	1	3.6	0	--	0	--	0	--	28
Montour	0	--	0	--	0	--	0	--	46
Potter	0	--	0	--	0	--	0	--	15
Sullivan	0	--	0	--	0	--	0	--	3

Magisterial District Judge - 2022 Age of Pending Landlord/Tenant

	0-60 Days	%	61-120 Days	%	121-180 Days	%	181-240 Days	%	241-300 Days	%	301-360 Days	%	Over 360 Days	%
<b><u>2nd Class County</u></b>														
Allegheny	516	63.5	31	3.8	12	1.5	1	0.1	0	--	1	0.1	251	30.9
<b><u>2A Class Counties</u></b>														
Bucks	350	96.4	6	1.7	0	--	0	--	0	--	0	--	7	1.9
Delaware	510	51.3	22	2.2	5	0.5	2	0.2	1	0.1	2	0.2	453	45.5
Lancaster	145	56.6	1	0.4	6	2.3	3	1.2	0	--	0	--	101	39.5
Montgomery	424	40.9	27	2.6	7	0.7	1	0.1	0	--	2	0.2	575	55.5
<b><u>3rd Class Counties</u></b>														
Berks	162	60.0	11	4.1	5	1.9	3	1.1	1	0.4	0	--	88	32.6
Chester	235	82.2	22	7.7	0	--	1	0.3	1	0.3	1	0.3	26	9.1
Cumberland	82	70.1	1	0.9	0	--	0	--	0	--	0	--	34	29.1
Dauphin	317	56.9	4	0.7	5	0.9	5	0.9	1	0.2	2	0.4	223	40.0
Erie	85	51.2	3	1.8	1	0.6	3	1.8	3	1.8	1	0.6	70	42.2
Lackawanna	160	55.7	8	2.8	0	--	0	--	3	1.0	2	0.7	114	39.7
Lehigh	328	96.2	2	0.6	1	0.3	2	0.6	0	--	0	--	8	2.3
Luzerne	100	46.9	10	4.7	4	1.9	2	0.9	2	0.9	2	0.9	93	43.7
Northampton	119	46.7	7	2.7	3	1.2	4	1.6	2	0.8	0	--	120	47.1
Westmoreland	53	27.0	1	0.5	1	0.5	0	--	3	1.5	2	1.0	136	69.4
York	352	68.1	3	0.6	2	0.4	6	1.2	1	0.2	0	--	153	29.6
<b><u>4th Class Counties</u></b>														
Beaver	36	35.6	4	4.0	1	1.0	3	3.0	2	2.0	2	2.0	53	52.5
Butler	39	39.4	3	3.0	0	--	0	--	0	--	0	--	57	57.6
Cambria	35	57.4	1	1.6	0	--	0	--	0	--	0	--	25	41.0
Centre	67	78.8	0	--	1	1.2	0	--	1	1.2	0	--	16	18.8
Fayette	19	51.4	1	2.7	2	5.4	0	--	0	--	0	--	15	40.5
Franklin	23	24.7	0	--	1	1.1	0	--	0	--	0	--	69	74.2
Monroe	62	72.1	2	2.3	1	1.2	1	1.2	0	--	0	--	20	23.3
Schuylkill	40	87.0	0	--	0	--	0	--	0	--	0	--	6	13.0
Washington	56	41.2	3	2.2	0	--	2	1.5	0	--	0	--	75	55.1
<b><u>5th Class Counties</u></b>														
Adams	5	50.0	0	--	0	--	0	--	0	--	0	--	5	50.0
Blair	50	64.9	0	--	1	1.3	0	--	0	--	0	--	26	33.8
Lawrence	40	85.1	2	4.3	0	--	0	--	0	--	0	--	5	10.6
Lebanon	37	50.7	0	--	0	--	0	--	0	--	1	1.4	35	47.9
Lycoming	45	75.0	0	--	0	--	1	1.7	0	--	0	--	14	23.3
Mercer	17	40.5	1	2.4	2	4.8	0	--	0	--	2	4.8	20	47.6
Northumberland	20	41.7	0	--	0	--	0	--	0	--	0	--	28	58.3

Magisterial District Judge - 2022 Age of Pending Landlord/Tenant

	0-60 Days	%	61-120 Days	%	121-180 Days	%	181-240 Days	%	241-300 Days	%	301-360 Days	%	Over 360 Days	%
<b><u>6th Class Counties</u></b>														
Armstrong	6	85.7	0	--	0	--	0	--	0	--	0	--	1	14.3
Bedford	6	46.2	0	--	0	--	0	--	0	--	0	--	7	53.8
Bradford	13	72.2	4	22.2	0	--	0	--	0	--	0	--	1	5.6
Carbon	11	73.3	0	--	0	--	0	--	0	--	0	--	4	26.7
Clarion	4	66.7	0	--	0	--	0	--	0	--	0	--	2	33.3
Clearfield	7	17.9	0	--	0	--	0	--	0	--	1	2.6	31	79.5
Clinton	8	53.3	0	--	0	--	0	--	0	--	0	--	7	46.7
Columbia	20	95.2	1	4.8	0	--	0	--	0	--	0	--	0	--
Crawford	8	42.1	0	--	0	--	0	--	0	--	0	--	11	57.9
Elk	3	42.9	0	--	0	--	0	--	0	--	0	--	4	57.1
Greene	12	100.0	0	--	0	--	0	--	0	--	0	--	0	--
Huntingdon	4	100.0	0	--	0	--	0	--	0	--	0	--	0	--
Indiana	30	93.8	0	--	0	--	0	--	0	--	0	--	2	6.3
Jefferson	0	--	0	--	0	--	0	--	0	--	0	--	25	100.0
McKean	1	16.7	0	--	0	--	0	--	0	--	0	--	5	83.3
Mifflin	3	42.9	1	14.3	0	--	0	--	0	--	0	--	3	42.9
Perry	6	20.0	0	--	0	--	1	3.3	0	--	0	--	23	76.7
Pike	4	36.4	0	--	0	--	0	--	0	--	0	--	7	63.6
Somerset	9	90.0	0	--	0	--	0	--	0	--	0	--	1	10.0
Susquehanna	4	57.1	0	--	1	14.3	0	--	1	14.3	0	--	1	14.3
Tioga	3	75.0	1	25.0	0	--	0	--	0	--	0	--	0	--
Venango	8	26.7	0	--	0	--	0	--	0	--	0	--	22	73.3
Warren	4	28.6	0	--	0	--	0	--	0	--	0	--	10	71.4
Wayne	10	90.9	0	--	1	9.1	0	--	0	--	0	--	0	--
<b><u>7th Class Counties</u></b>														
Juniata	2	33.3	0	--	0	--	0	--	0	--	0	--	4	66.7
Snyder	2	100.0	0	--	0	--	0	--	0	--	0	--	0	--
Union	2	40.0	2	40.0	0	--	0	--	0	--	0	--	1	20.0
Wyoming	1	100.0	0	--	0	--	0	--	0	--	0	--	0	--
<b><u>8th Class Counties</u></b>														
Cameron	1	100.0	0	--	0	--	0	--	0	--	0	--	0	--
Forest	0	--	0	--	0	--	0	--	0	--	0	--	0	--
Fulton	3	60.0	0	--	0	--	0	--	0	--	0	--	2	40.0
Montour	1	7.7	0	--	0	--	0	--	0	--	1	7.7	11	84.6
Potter	3	100.0	0	--	0	--	0	--	0	--	0	--	0	--
Sullivan	0	--	0	--	0	--	0	--	0	--	0	--	0	--

Magisterial District Judge - 2022 Emergency Protection from Abuse

	Filed	Granted	%	Denied	%	Unreported	%
<b>State Total</b>	<b>9,341</b>	<b>7,626</b>	<b>81.6</b>	<b>1,411</b>	<b>15.1</b>	<b>304</b>	<b>3.3</b>
<b><u>2nd Class County</u></b>							
<b>Allegheny</b>	3,522	2,974	84.4	514	14.6	34	1.0
<b><u>2A Class Counties</u></b>							
<b>Bucks</b>	61	57	93.4	3	4.9	1	1.6
<b>Delaware</b>	583	562	96.4	14	2.4	7	1.2
<b>Lancaster</b>	122	96	78.7	20	16.4	6	4.9
<b>Montgomery</b>	103	74	71.8	8	7.8	21	20.4
<b><u>3rd Class Counties</u></b>							
<b>Berks</b>	653	398	60.9	240	36.8	15	2.3
<b>Chester</b>	194	154	79.4	39	20.1	1	0.5
<b>Cumberland</b>	12	11	91.7	0	--	1	8.3
<b>Dauphin</b>	610	503	82.5	76	12.5	31	5.1
<b>Erie</b>	14	11	78.6	3	21.4	0	--
<b>Lackawanna</b>	52	27	51.9	0	--	25	48.1
<b>Lehigh</b>	385	350	90.9	35	9.1	0	--
<b>Luzerne</b>	61	51	83.6	3	4.9	7	11.5
<b>Northampton</b>	182	159	87.4	8	4.4	15	8.2
<b>Westmoreland</b>	148	121	81.8	26	17.6	1	0.7
<b>York</b>	569	348	61.2	191	33.6	30	5.3
<b><u>4th Class Counties</u></b>							
<b>Beaver</b>	337	310	92.0	26	7.7	1	0.3
<b>Butler</b>	98	67	68.4	24	24.5	7	7.1
<b>Cambria</b>	10	10	100.0	0	--	0	--
<b>Centre</b>	55	45	81.8	5	9.1	5	9.1
<b>Fayette</b>	87	68	78.2	18	20.7	1	1.1
<b>Franklin</b>	3	3	100.0	0	--	0	--
<b>Monroe</b>	19	12	63.2	4	21.1	3	15.8
<b>Schuylkill</b>	48	37	77.1	1	2.1	10	20.8
<b>Washington</b>	100	97	97.0	3	3.0	0	--
<b><u>5th Class Counties</u></b>							
<b>Adams</b>	44	32	72.7	3	6.8	9	20.5
<b>Blair</b>	108	91	84.3	16	14.8	1	0.9
<b>Lawrence</b>	59	45	76.3	1	1.7	13	22.0
<b>Lebanon</b>	15	11	73.3	3	20.0	1	6.7
<b>Lycoming</b>	42	39	92.9	0	--	3	7.1
<b>Mercer</b>	160	117	73.1	40	25.0	3	1.9
<b>Northumberland</b>	75	54	72.0	0	--	21	28.0

Magisterial District Judge - 2022 Emergency Protection from Abuse

	Filed	Granted	%	Denied	%	Unreported	%
<b><u>6th Class Counties</u></b>							
Armstrong	26	24	92.3	0	--	2	7.7
Bedford	0	0	--	0	--	0	--
Bradford	41	31	75.6	3	7.3	7	17.1
Carbon	47	41	87.2	0	--	6	12.8
Clarion	4	3	75.0	0	--	1	25.0
Clearfield	46	46	100.0	0	--	0	--
Clinton	82	75	91.5	6	7.3	1	1.2
Columbia	21	21	100.0	0	--	0	--
Crawford	8	7	87.5	0	--	1	12.5
Elk	11	5	45.5	2	18.2	4	36.4
Greene	181	171	94.5	10	5.5	0	--
Huntingdon	29	28	96.6	1	3.4	0	--
Indiana	20	15	75.0	4	20.0	1	5.0
Jefferson	7	5	71.4	0	--	2	28.6
McKean	2	2	100.0	0	--	0	--
Mifflin	0	0	--	0	--	0	--
Perry	3	2	66.7	0	--	1	33.3
Pike	18	18	100.0	0	--	0	--
Somerset	22	18	81.8	0	--	4	18.2
Susquehanna	11	8	72.7	3	27.3	0	--
Tioga	14	13	92.9	0	--	1	7.1
Venango	8	8	100.0	0	--	0	--
Warren	1	0	--	1	100.0	0	--
Wayne	100	59	59.0	41	41.0	0	--
<b><u>7th Class Counties</u></b>							
Juniata	0	0	--	0	--	0	--
Snyder	20	10	50.0	10	50.0	0	--
Union	20	20	100.0	0	--	0	--
Wyoming	18	14	77.8	4	22.2	0	--
<b><u>8th Class Counties</u></b>							
Cameron	4	4	100.0	0	--	0	--
Forest	0	0	--	0	--	0	--
Fulton	4	3	75.0	1	25.0	0	--
Montour	6	6	100.0	0	--	0	--
Potter	24	24	100.0	0	--	0	--
Sullivan	12	11	91.7	1	8.3	0	--

---

---

## **MAGISTERIAL DISTRICT JUDGE**

<b>Active Warrant Status Change</b>	Cases that begin the reporting period with an active warrant and the warrant was returned or cancelled during the reporting period.
<b>Adjudicated Case Status Change</b>	Cases that were adjudicated prior to the reporting period and had the disposition removed during the reporting period.
<b>Age of Pending Cases</b>	A breakdown of the active magisterial district judge caseload by the interval of time elapsed from the date the case is filed in the magisterial district judge office to the end of the current year.
<b>Bankruptcy Status Change</b>	Cases that were in a bankruptcy status prior to the reporting period and had the bankruptcy removed or discharged during the reporting period.
<b>Cases Disposed</b>	The number of cases in which a magisterial district judge renders a decision, a guilty plea is entered, or some other final decision is made. A case is counted as disposed even though all fines and costs may not have been collected.
<b>Cases Filed</b>	<p>The number of cases initiated during the year.</p> <p>Initiated by a citation: Traffic and Non-Traffic;</p> <p>Initiated by a complaint: Civil Action, Landlord/Tenant Action and Private Criminal;</p> <p>Initiated by a petition: Emergency Protection From Abuse.</p> <p>The individually numbered docket transcript (OTN) is the unit of count for Criminal Cases.</p>
<b>Civil</b>	A civil action involving a claim of \$12,000 or less.
<b>Closed Case Status Change</b>	Cases that were in a closed status prior to the reporting period and had the status changed from closed to another status.
<b>Criminal Case</b>	The set of Felony, Misdemeanor or Escalating Summary charges arising from a single criminal incident. When an incident involves co-defendants, the prosecution of each defendant is counted separately (i.e., only one defendant per case).
<b>Default Judgment Defendant/Plaintiff</b>	A disposition category for Civil, and Landlord/Tenant, referring to the number of cases in which a judgment was entered for one party because the other party failed to appear.
<b>Denied</b>	A disposition category for Emergency Protection From Abuse cases, referring to the number of emergency petitions in which an immediate and present danger of abuse to the plaintiff and/or minor children was not found by the magisterial district judge or Philadelphia Municipal Court judge.



---

<b>Dismissed</b>	A disposition category referring to the number of cases dismissed or discharged by the magisterial district judge.
<b>Diversionsary Disposition</b>	Includes cases that have been processed by Accelerated Rehabilitative Disposition (ARD), dismissed by ARD, or dismissed due to participation in a Diversionsary program such as Veterans Court.
<b>Emergency Protection From Abuse</b>	A type of case in which the plaintiff petitions for emergency relief from abuse by the defendant. Immediate and present danger of abuse to the plaintiff and/or minor children constitutes cause for an emergency protection order.
<b>Felony/Misdemeanor/ Escalating Summary</b>	A Felony is a statutory class of crime generally more serious than a misdemeanor; murder of the first degree is also counted with felonies. A Misdemeanor is a statutory class of crime generally more serious than a summary offense and less serious than a felony. The maximum term of imprisonment for a misdemeanor may not exceed five years. For a summary offense, the maximum term of imprisonment may not exceed 90 days. An Escalating Summary is a charge (e.g., retail or library theft) for which the grading as a summary or misdemeanor/felony is determined by the defendant's criminal history.
<b>Granted</b>	A disposition category for Emergency Protection From Abuse cases, referring to the number of emergency petitions in which an immediate and present danger of abuse to the plaintiff and/or minor children was found by the magisterial district judge or Philadelphia Municipal Court judge.
<b>Guilty Plea</b>	A disposition category referring to the number of cases in which the defendant admits having committed the offense for which he is charged. For Traffic and Non-Traffic Citations, guilty pleas include defendants submitting payment of fines and costs without pleading guilty on the citation forms.
<b>Held for Court</b>	A disposition category referring to the number of cases for which a prima facie case was established and the defendant was held for court.
<b>Landlord/Tenant</b>	Action of landlord/lessor against a tenant/lessee for the recovery of real property. The complaint may include a claim for rent due unpaid. Also, included in this category are defendant claims against the plaintiff arising from occupancy of the premise.
<b>Non-Traffic Citation</b>	A summary offense in which charges are initiated by a police officer, other than those classified under Traffic Citation.
<b>Pre-Dispositional Other</b>	Cases that remain in Inactive status at the end of the reporting period for reasons other than warrants. Bankruptcy being the most common reason.
<b>Pre-Dispositional Warrant</b>	Cases prior to adjudication that began the reporting period in an active status and had a warrant issued that remains active at the close of the reporting period.

---

---

---

<b>Private Criminal Complaint</b>	A summary offense in which charges are initiated by a private citizen.
<b>Post-Dispositional Other</b>	Included in this category are cases dismissed due to defendant deceased and cases with a Sent to Common Pleas disposition.
<b>Settled</b>	A disposition category referring to cases in which the parties resolve the issues of the dispute.
<b>Traffic Citation</b>	A traffic citation initiates summary proceedings for offenses under the Pennsylvania Vehicle Code, or for violations of local parking ordinances not covered by the Vehicle Code.
<b>Uncategorized</b>	Cases marked closed during the reporting period, but without a final disposition entered, such as cases transferred to other district courts.
<b>Waiver of Preliminary Hearing</b>	A disposition category referring to cases forwarded to common pleas court after a preliminary hearing has been waived.
<b>Withdrawn</b>	A disposition category referring to cases in which the prosecutor formally withdraws the charges. For Civil and Landlord/Tenant, a disposition category referring to the number of cases in which the plaintiff withdrew the complaint.

# 2022 Philadelphia Municipal Court

	<u>Felony/ Misdemeanor</u>	<u>Summary</u>	<u>Total</u>
<b>Cases Pending 1/1/22</b>	17,478	3,786	21,264
New Cases Filed	22,181	2,517	24,698
Cases Reopened	2,333	739	3,072
<b>Cases Available for Processing</b>	<b>41,992</b>	<b>7,042</b>	<b>49,034</b>
<b>Cases Processed</b>	<b>34,377</b>	<b>6,521</b>	<b>40,898</b>
<b>Cases Pending 12/31/22</b>	<b>7,615</b>	<b>521</b>	<b>8,136</b>

## Private Criminal Complaints

<b>Cases Pending 1/1/22</b>	<b>1,838</b>
New Cases Filed	255
Cases Processed	138
<b>Cases Pending 12/31/22</b>	<b>1,955</b>

## Civil Complaints

<b>Cases Pending 1/1/22</b>	<b>56,045</b>
New Cases Filed	45,503
Cases Processed	52,452
<b>Cases Pending 12/31/22</b>	<b>49,096</b>

## Emergency Protection from Abuse

Filed	2,366
Granted	2,365
Denied	1

## Age of Pending Felony/Misdemeanor

<b>0-60 Days</b>	2,909	38.2%
<b>61-120 Days</b>	1,524	20.0%
<b>121-180 Days</b>	731	9.6%
<b>181-240 Days</b>	454	6.0%
<b>241-300 Days</b>	276	3.6%
<b>301-360 Days</b>	200	2.6%
<b>Over 360 Days</b>	1,521	20.0%
<b>Total</b>	<b>7,615</b>	

## Age of Pending Summary

<b>0-60 Days</b>	245	47.0%
<b>61-120 Days</b>	60	11.5%
<b>121-180 Days</b>	26	5.0%
<b>181-240 Days</b>	8	1.5%
<b>241-300 Days</b>	7	1.3%
<b>301-360 Days</b>	2	0.4%
<b>Over 360 Days</b>	173	33.2%
<b>Total</b>	<b>521</b>	

## Age of Pending Total

<b>0-60 Days</b>	3,154	38.8%
<b>61-120 Days</b>	1,584	19.5%
<b>121-180 Days</b>	757	9.3%
<b>181-240 Days</b>	462	5.7%
<b>241-300 Days</b>	283	3.5%
<b>301-360 Days</b>	202	2.5%
<b>Over 360 Days</b>	1,694	20.8%
<b>Total</b>	<b>8,136</b>	

## Felony/Misdemeanor Processed By:

Withdrawn/Dismissed	17,888 (52.0%)
Held for Court	9,812 (28.5%)
Inactive Cases	2,829 (8.2%)
Guilty Pleas	1,509 (4.4%)
ARD	950 (2.8%)
Trial/Non Trial	886 (2.6%)
Transfers	414 (1.2%)
Uncategorized	89 (0.3%)
Other	0

## Summary Processed By:

Withdrawn/Dismissed	4,847 (74.3%)
ARD	618 (9.5%)
Inactive Cases	484 (7.4%)
Trial/Non Trial	446 (6.8%)
Guilty Pleas	122 (1.9%)
Uncategorized	3 (<0.1%)

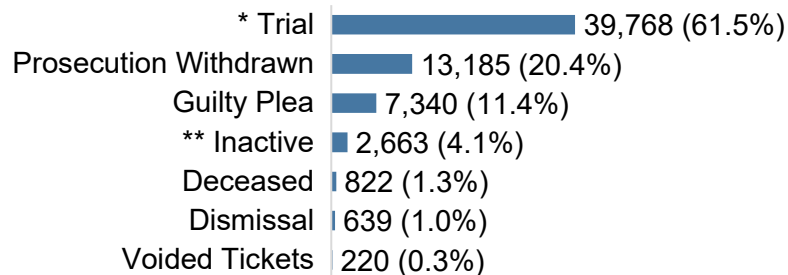
## Total Processed By:

Withdrawn/Dismissed	22,735 (55.6%)
Held for Court	9,812 (24.0%)
Inactive Cases	3,313 (8.1%)
Guilty Pleas	1,631 (4.0%)
ARD	1,568 (3.8%)
Trial/Non Trial	1,332 (3.3%)
Transfers	414 (1.0%)
Uncategorized	92 (0.2%)
Other	1 (<0.1%)

# 2022 Philadelphia Municipal Court - Traffic Division

Open Tickets from Prior Year	15,987
New Tickets Filed	39,038
Reopened Tickets	36,031*
*The number is slightly higher than previous years due to the Covid-19 postponement of cases	
<b>Tickets Available for Processing</b>	<b>91,056</b>
<b>Processed</b>	<b>64,637</b>
<b>Cases Pending 12/31/22</b>	<b>26,419</b>

## Processed By:



* Trial Guilty	37,134 (57.5%)
Trial Not Guilty	2,634 (4.1%)

\*\* Open cases with no hearing scheduled.

## Arrest Warrants

Issued in 2022	100,728
Open from 2022	51,319
Cancelled in 2022	49,409

## Open Warrants as of 12/31/2022

	Pre-Disposition	Post-Disposition
0-1 Year	4,452	38,600
2-5 Years	8,472	92,739
6-10 Years	7,495	97,885
More than 10 Years	105,054	350,178
<b>Total</b>	<b>125,473</b>	<b>579,402</b>