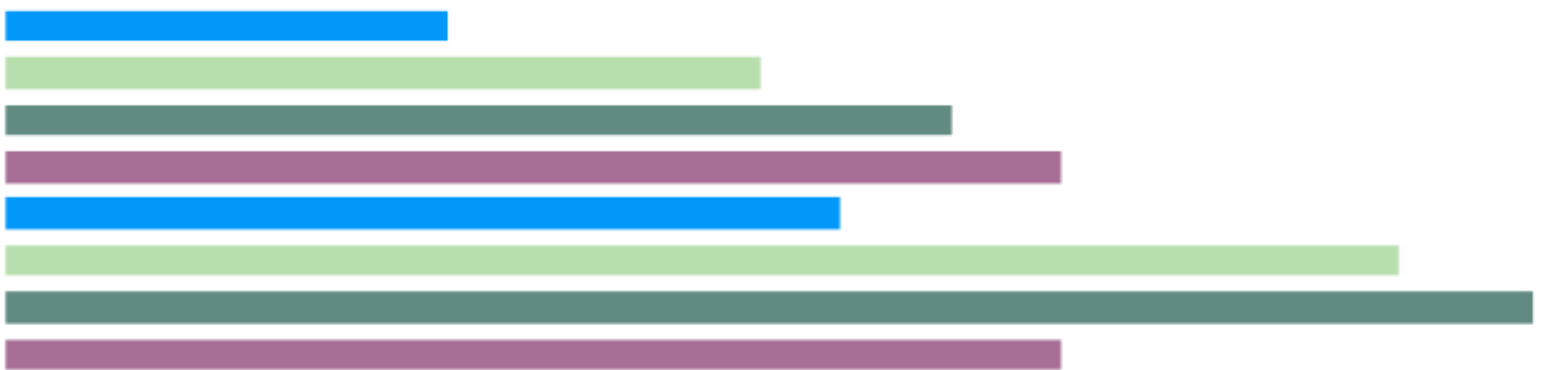
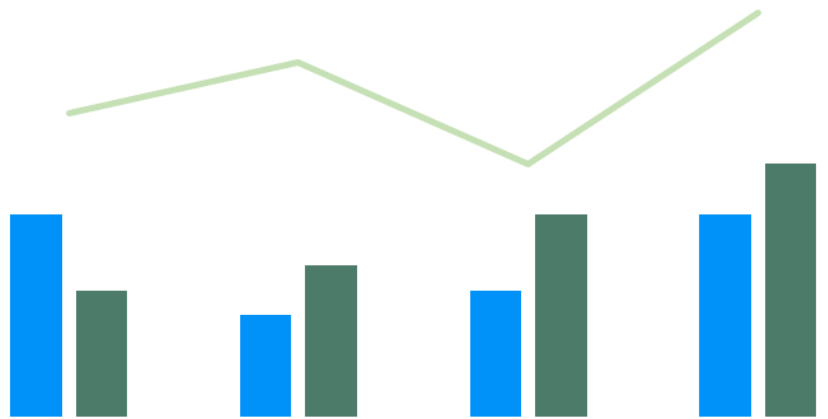
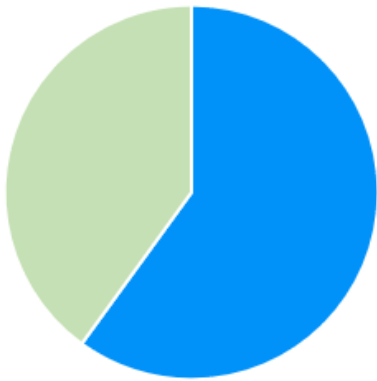


2022

Court of Common Pleas
Caseload Statistics for


Beaver County



We are pleased to provide you with a copy of the 2022 County Caseload Display pages. They can also be viewed on the AOPC webpage at www.pacourts.us in the *News & Statistics* section under *Research & Statistics*.

Should you have any questions or comments, please do not hesitate to contact me at 717.231.3300.

Sincerely,

A handwritten signature in black ink, appearing to read "Sasanka", is written over a horizontal line. The signature is fluid and cursive.

Sasanka Adikari, Ph.D.
Data Scientist
Department of Research and Statistics

Table of Contents

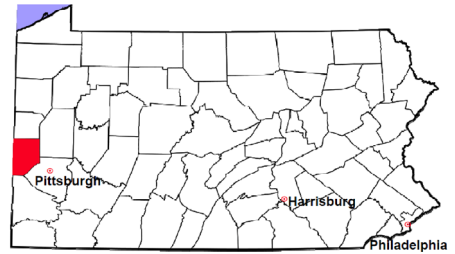
CPCMS Criminal	Page 1
CPCMS Criminal - New Cases by Case Type.....	Page 2
Civil.....	Page 3
Civil - Docketed Cases Listed by Case Type.....	Page 4
Protection From Abuse	Page 5
Spousal & Child Support and Paternity	Page 6
Custody/Partial Custody/Visitation.....	Page 7
Divorce	Page 8
Juvenile Dependency - Active Dependent Inventory	Page 9
Juvenile Dependency - Adjudicated Dependent Inventory	Page 10
Juvenile Delinquency - Cases Pending Disposition.....	Page 11
Juvenile Delinquency - New Cases by Case Type	Page 12
Juvenile Delinquency - Formal Dispositions	Page 13
Juvenile Delinquency - Informal Dispositions	Page 14
Accounts.....	Page 15
Adoptions.....	Page 16
Relinquishments/Terminations	Page 17
Appointment of Guardians	Page 18
Jury Yield and Utilization	Page 19
Problem Solving Courts.....	Pages 20-21

Beaver County

2022 Population estimate: 165,677

Class of County: 4th

No. of Common Pleas Court Judgeships: 7

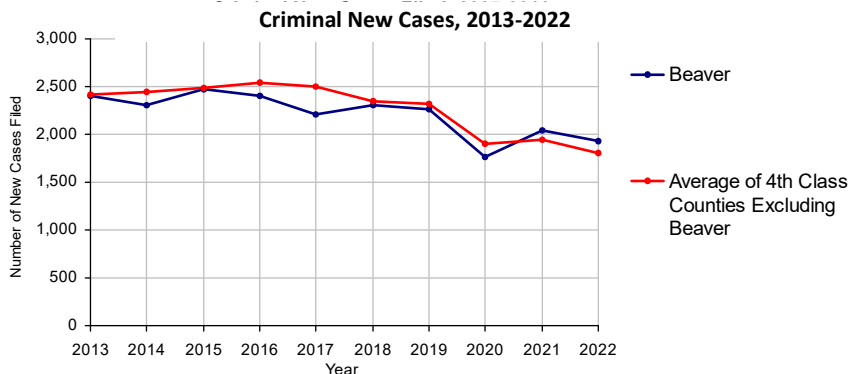


2022 Criminal	No. of Cases
Cases Pending 1/1/2022	909
New Cases Filed in 2022	1,928
Reopened Cases	188
Cases Available for Processing	3,025
Processed by:	
Withdrawn/Dismissed	106 4.9%
Diversionsary Disposition*	558 25.7%
Guilty Plea	1,384 63.9%
Non-Jury Trial	18 0.8%
Jury Trial	16 0.7%
Inactive	77 3.6%
Other	8 0.4%
Total Cases Processed	2,167 100.0%
Cases Pending 12/31/2022	858
Cases Awaiting Sentencing	60

Age of Pending Cases as of 12/31/2022		
0-60 Days	289	33.7%
61-120 Days	217	25.3%
121-180 Days	126	14.7%
181-240 Days	72	8.4%
241-300 Days	43	5.0%
301-360 Days	38	4.4%
Over 360 Days	73	8.5%
Total	858	100.0%

Data provided by CPCMS

* Includes other diversionsary programs such as Veterans Court.



Beaver County

2022 Population: 165,677
 Class of County: 4th
 No. of Common Pleas Judgeships: 7

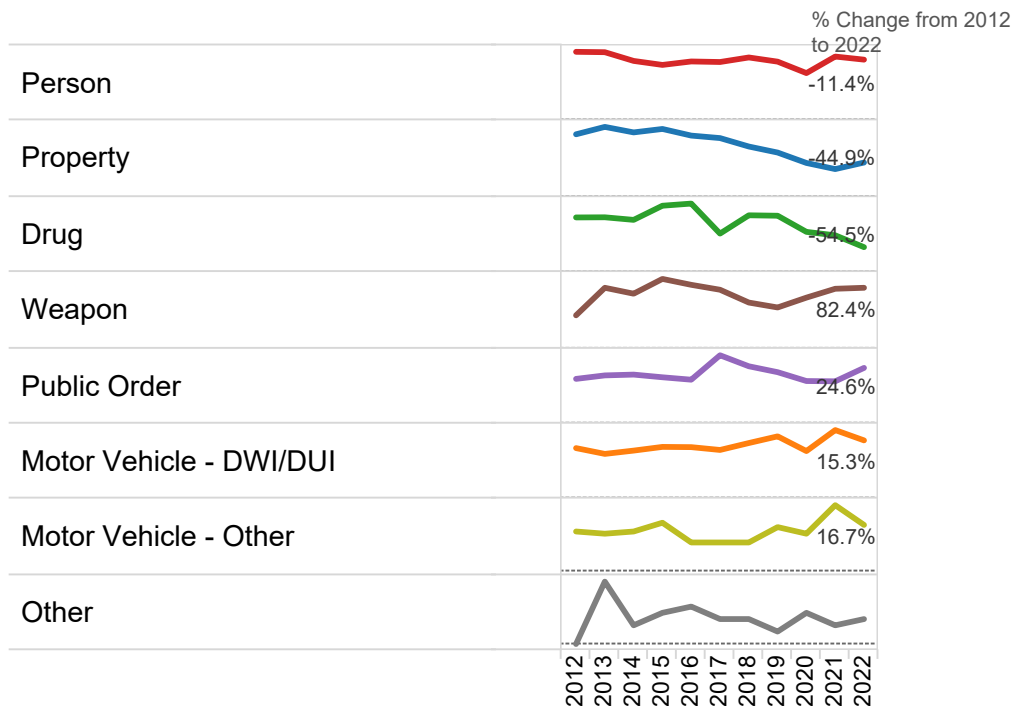


2022 Criminal - New Cases by Offense Type

Case Type	Felony	Misdemeanor	Summary	Total	
Person	164	170	0	334	17.3%
Property	237	165	0	402	20.9%
Drug	66	108	0	174	9.0%
Weapon	45	17	0	62	3.2%
Public Order	64	143	1	208	10.8%
Motor Vehicle - DWI/DUI	38	685	0	723	37.5%
Motor Vehicle - Other	2	17	2	21	1.1%
Other	4	0	0	4	0.2%
Total	620	1,305	3	1,928	100.0%
	32.2%	67.7%	0.2%	100.0%	

Data provided by CPCMS

Criminal New Cases by Offense Type, 2012-2022

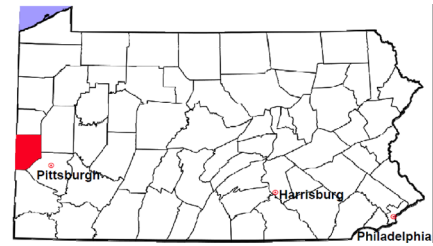


Beaver County

2022 Population estimate: 165,677

Class of County: 4th

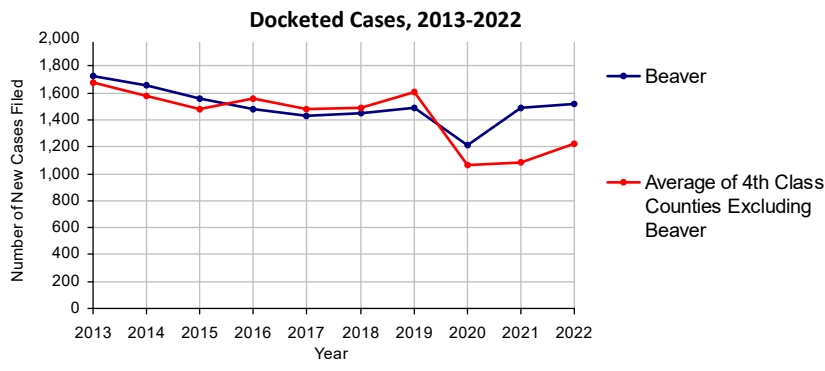
No. of Common Pleas Court Judgeships: 7



2022 Civil	Civil Action	Other	Total
Cases Pending 1/1/2022	491	412	903 (R)
Docketed Cases	751	770	1,521
Arbitration Appeals	2	1	3
Transferred In	0	0	0
Returned to Active	24	23	47
Cases Available for Processing	1,268	1,206	2,474
Processed By:			
Default Judgments	195	111	306
Cases Decided by Arbitration Board	86	24	110
Dispositive Motions	3	2	5
Settlements	261	106	367
Moved to Inactive Status	13	18	31
Transferred/Withdrawn	3	10	13
Dismissed/Discontinued	203	318	521
Administrative Purge	0	0	0
Other	26	193	219
Jury Trial	7	0	7
Non-Jury Trial	16	6	22
Total Cases Processed	813	788	1,601
Cases Pending 12/31/2022	455	418	873

Age of Pending Cases as of 12/31/2022 (Civil Action Only)		
0-6 months	334	73.4%
7-12 months	63	13.8%
13-18 months	40	8.8%
19-24 months	6	1.3%
25-30 months	2	0.4%
31-36 months	2	0.4%
37-42 months	1	0.2%
43-48 months	0	
49-54 months	1	0.2%
55-60 months	3	0.7%
61-66 months	1	0.2%
67-72 months	0	
Over 72 months	2	0.4%
Total	455	100.0%

(R) - Revised

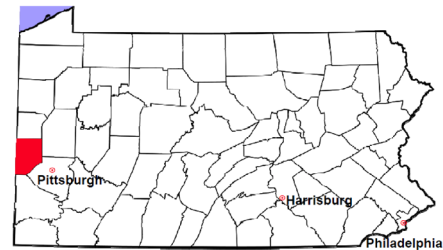


Beaver County

2022 Population estimate: 165,677

Class of County: 4th

No. of Common Pleas Court Judgeships: 7



2022 Civil - Docketed Cases Listed by Case Type

TORT 166 10.9%

(does not include mass tort)

Intentional	2
Malicious Prosecution	0
Motor Vehicle	80
Nuisance	0
Premise Liability	34
Product Liability	4
Slander/Libel/Defamation	0
Other	46

MASS TORT 2 0.1%

Asbestos	1
Tobacco	0
Toxic Tort - DES	0
Toxic Tort - Implant	0
Toxic Waste	0
Other	1

PROFESSIONAL LIABILITY 26 1.7%

Dental	1
Legal	2
Medical Malpractice	22
Other	1

CONTRACT 477 31.4%

(does not include judgments)

Buyer Plaintiff	13
Debt Collection: Credit Card	235
Debt Collection: Other	182
Employment Dispute: Discrimination	2
Employment Dispute: Other	7
Other	38

Of the Docketed Cases:

Pro Se Filings:	142	9.3%	Class Action Suits:	11	0.7%	MDJ Appeals:	118	7.8%
-----------------	-----	------	---------------------	----	------	--------------	-----	------

*Civil Other

REAL PROPERTY 419 27.5%

Ejectment*	27
Eminent Domain/Condemnation*	5
Ground Rent	0
Landlord/Tenant Dispute	80
Mortgage Foreclosure:	
Residential*	200
Commercial*	50
Partition of Real Property*	4
Quiet Title*	35
Other*	18

CIVIL APPEALS 101 6.6%

- Administrative Agencies

Board of Assessment*	20
Board of Elections*	0
Dept. of Transportation*	75
Zoning Board*	2
Statutory Appeal - Other*	4
Other*	0

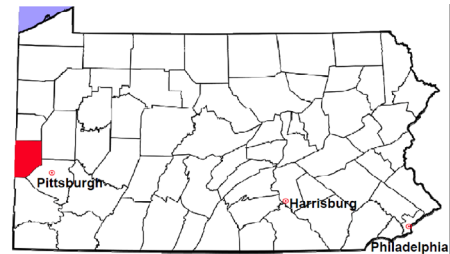
MISCELLANEOUS 330 21.7%

Common Law/	
Statutory Arbitration*	0
Declaratory Judgment*	4
Mandamus*	0
Non-Domestic Relations	
Restraining Order*	5
Quo Warranto*	1
Replevin*	9
Other*	311

TOTAL DOCKETED CASES: 1,521 100.0%

Beaver County

2022 Population estimate: 165,677
 Class of County: 4th
 No. of Common Pleas Court Judgeships: 7



2022 Protection From Abuse

**No. of
Petitions**

Cases Pending 1/1/2022 128

New Cases Filed in 2022 482

Of these, Petitions Requesting Temporary Orders: 482 (100.0%)

Temporary Orders DENIED: 70 (14.5%), Temporary Orders GRANTED: 412 (85.5%)

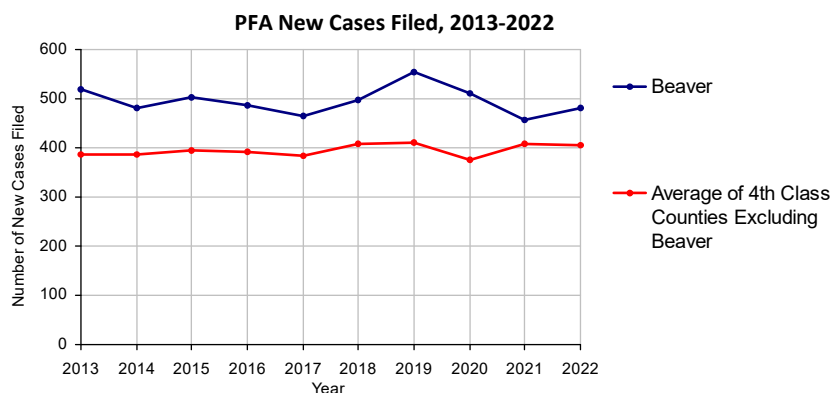
Cases Available for Processing 610

Processed By:

Temporary Order DENIED After Ex Parte Hearing and No Evidentiary Hearing Scheduled	64	13.3%
Temporary Order DISMISSED After Evidentiary Hearing and No Final Order Entered	177	36.9%
Final Order DENIED After Evidentiary Hearing Before a Judge or a Judicial Officer	5	1.0%
Final Order GRANTED After Evidentiary Hearing Before a Judge or a Judicial Officer	52	10.8%
Plaintiff Did Not Appear For Evidentiary Hearing	115	24.0%
Final Order by STIPULATION OR AGREEMENT Between the Parties	27	5.6%
Petition WITHDRAWN by Plaintiff	40	8.3%
TRANSFERRED to Another Jurisdiction	0	
Other	0	

Cases Processed 480 100.0%

Cases Pending 12/31/2022 130

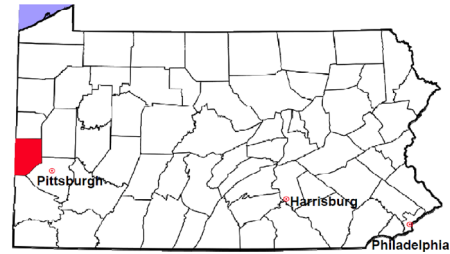


Beaver County

2022 Population estimate: 165,677

Class of County: 4th

No. of Common Pleas Court Judgeships: 7



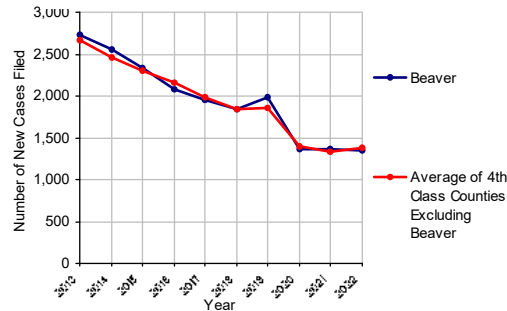
2022 Spousal & Child Support	No. of Petitions
Cases Pending 1/1/2022	212
New Cases Filed in 2022	1,355
Dockets Transferred In (+)	8
Dockets Transferred Out (-)	8
Cases Available for Processing	1,567
Processed By:	
Judge	85 6.3%
Intake Officer	1,270 93.7%
Hearing Officer	0
Other	1 0.1%
Cases Processed	1,356 100.0%
Cases Pending 12/31/2022	211

Data provided by PACSES

2022 Paternity	No. of Cases
Acknowledgements Filed:	
Non-Domestic Relations Section	160 82.9%
During Conference	31 16.1%
Non-Stipulated (post genetic test)	0
Pre-Trial Conference	2 1.0%
Total	193 100.0%
Established:	
Stipulated by Genetic Tests	22 31.4%
Default - Father Failed to Appear	4 5.7%
Adjudication by Court Proceeding	0
Out of State	44 62.9%
Total	70 100.0%
Cases Pending 12/31/2022	56

Data provided by PACSES

Spousal & Child Support New Cases Filed, 2013-2022



DEFINITIONS:

ACKNOWLEDGEMENTS FILED:

NON-DOMESTIC RELATIONS SECTION: The voluntary Acknowledgement of Paternity by the alleged father.
DURING CONFERENCE: The alleged father signed the Acknowledgement of Paternity-Waiver of Trial (PE-010) at the initial child support conference.
NON-STIPULATED (POST GENETIC TEST): The alleged father signed the Acknowledgement of Paternity-Waiver of Trial after genetic tests were conducted and resulted in the alleged father being determined to be the biological father.
PRE-TRIAL CONFERENCE: The alleged father signed the Acknowledgement of Paternity-Waiver of Trial at the pre-trial conference.

ESTABLISHED:

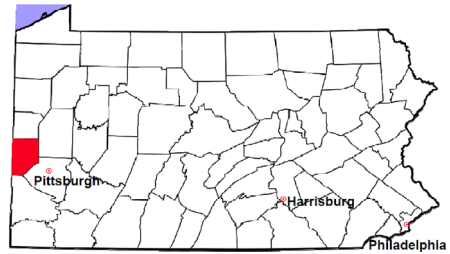
STIPULATED BY GENETIC TESTS: The alleged father requested genetic tests and signed a stipulation that if the test results had a 99% or higher probability of paternity then the alleged father would be stipulated as the biological father of the child.
DEFAULT - FATHER FAILED TO APPEAR: The alleged father failed to appear after being served for either a support conference, hearing, or genetic test and a default paternity order was entered by the court.
ADJUDICATION BY COURT PROCEEDING: The alleged father was determined to be the biological father of the child through a court proceeding.
OUT OF STATE: Paternity was established in another state, "Out of state only".

Beaver County

2022 Population Estimate: 165,677

Class of County: 4th

No. of Common Pleas Court Judgeships: 7

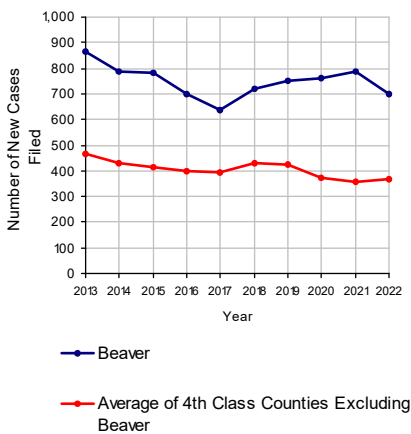


2022 Custody/Partial Custody/Visitation

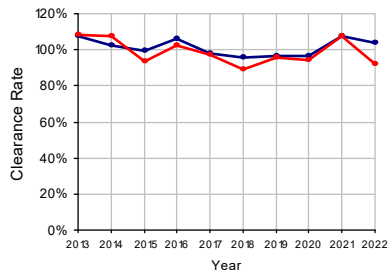
**No. of
Petitions**

Cases Pending 1/1/2022	176
New Cases Filed in 2022	699
Cases Available for Processing	875
Processed By:	
Judge	377 52.1%
Non-Judicial Officer	277 38.3%
Administrative Review/Purge	0
Other	70 9.7%
Cases Processed	724 100.0%
Cases Pending 12/31/2022	151

C Custody/Partial Custody/Visitation New Cases Filed, 2013-2022

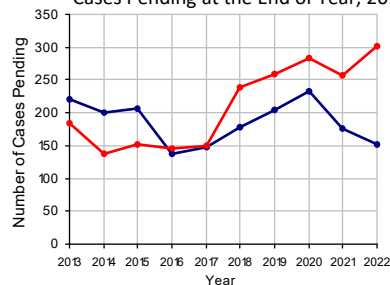


Clearance Rate, 2013-2022



Note: Clearance Rate = Cases Processed / New Cases Filed

C₁ Cases Pending at the End of Year, 2013-2022

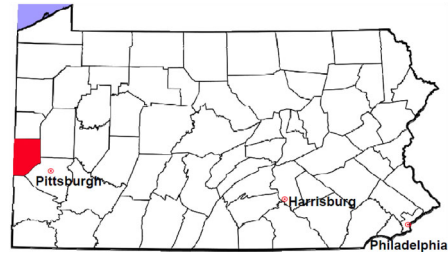


Beaver County

2022 Population estimate: 165,677

Class of County: 4th

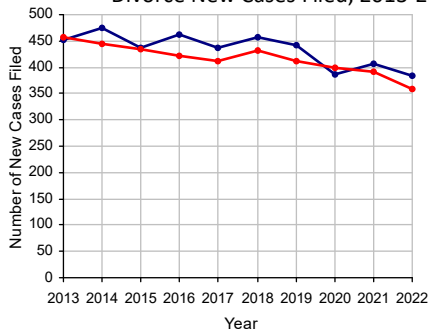
No. of Common Pleas Court Judgeships: 7



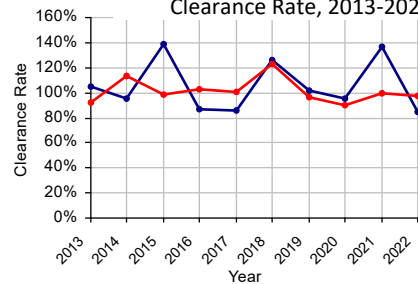
2022 Divorce

	No. of Petitions	
Cases Pending 1/1/2022	473	
New Cases Filed in 2022	384	
Cases Available for Processing	857	
Processed By:		
Contested Before a Judge	47	14.4%
Contested Before a Non-Judicial Officer	0	
Uncontested	239	73.3%
Administrative Review/Purge	34	10.4%
Other	6	1.8%
Cases Processed	326	100.0%
Cases Pending 12/31/2022	531	

l Divorce New Cases Filed, 2013-2022

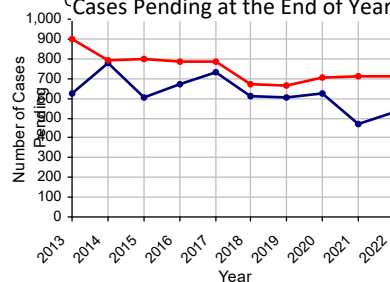


Clearance Rate, 2013-2022



Note: Clearance Rate = Cases Processed / New Cases Filed

c Cases Pending at the End of Year, 2013-2022

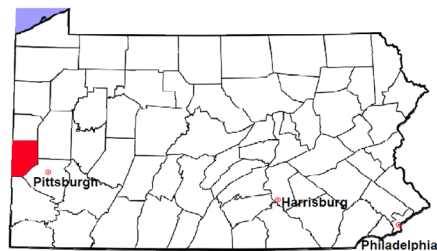


Beaver County

2022 Population estimate: 165,677

Class of County: 4th

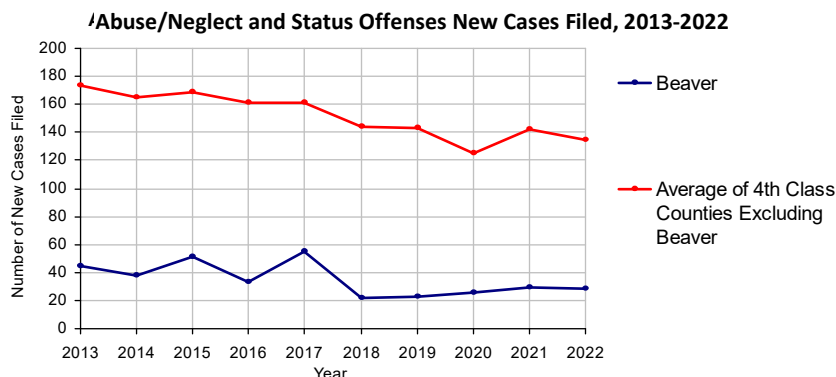
No. of Common Pleas Court Judgeships: 7



2022 Juvenile Dependency - Petitions Pending Adjudication

	Abuse/ Neglect	Status Offenses	Total
Cases Pending 1/1/2022	2	0	2
New Petitions Filed in 2022	24	4	28
Other	1	1	2
Total Petitions Available for Processing	27	5	32
Processed by:			
Adjudicated Dependent			
Judge	2	1	3
Juvenile Court Hearing Officer	13	2	15
Adjudicated NOT Dependent			
Judge	1	0	1
Juvenile Court Hearing Officer	2	0	2
Withdrawn/Dismissed/Transferred	7	1	8
Other	1	0	1
Total Petitions Processed	26	4	30
Cases Pending 12/31/2022	1	1	2

Data provided by CPCMS

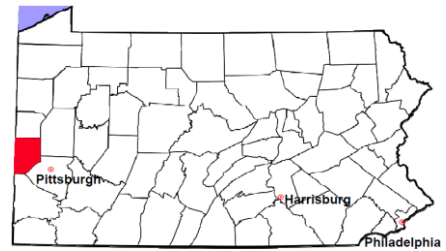


Beaver County

2022 Population estimate: 165,677

Class of County: 4th

No. of Common Pleas Court Judgeships: 7



2022 Juvenile Dependency - Adjudicated Dependent Inventory

	Abuse/ Neglect		Status Offenses		Total
Cases Pending 1/1/2022	33		1		34
New Adjudicated Dependent Cases	15		3		18
Other	3		0		3
Total Adjudicated Dependent Cases	51		4		55
<u>Court Supervision Terminated:</u>					
Family Reunification	13	39.4%	0		13 38.2%
Adoption	8	24.2%	0		8 23.5%
Placement with a Relative/Guardian	7	21.2%	1	100.0%	8 23.5%
Aged Out	4	12.1%	0		4 11.8%
Other Permanency Outcomes*	0		0		0
Other**	1	3.0%	0		1 2.9%
Total Adjudicated Dependent Cases Terminated	33	100.0%	1	100.0%	34 100.0%
Cases Pending 12/31/2022	18		3		21

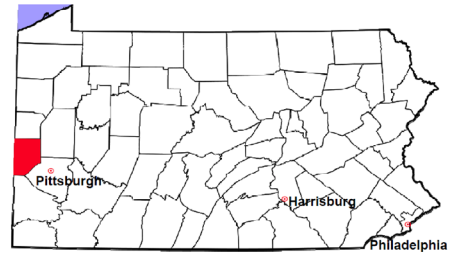
Data provided by CPCMS

* Other Permanency Outcomes include: adjudicated delinquent, death due to natural causes, emancipation, permanent living arrangement, and parent has come forward.

** Other includes cases where court supervision is terminated due to transfer out of jurisdiction, withdrawal and administrative closure.

Beaver County

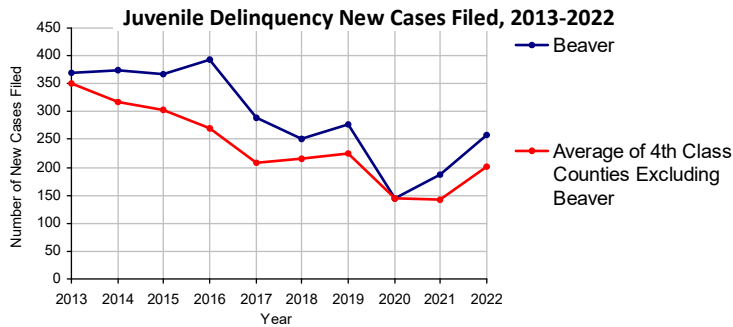
2022 Population estimate: 165,677
 Class of County: 4th
 No. of Common Pleas Court Judgeships: 7



2022 Juvenile Delinquency - Cases Pending Disposition

Begin Pending	113
New Cases	258
Consent Decree Revoked	7
Informal Adjustment Program Revoked	0
Alternative Program Revoked	0
Warrant Returned	5
Other	25
Total Cases Available for Disposition	408
Warrant Issued	11
Disposed by:	
Adjudicated Delinquent by a Judge	17
Adjudicated Delinquent by a Juvenile Court Hearing Officer	42
Consent Decree Entered	117
Informal Adjustment Program Entered	27
Warned and Counseled (Pre-Petition)	0
Dismissed/Withdrawn/Transferred	74
Transferred to Criminal Court	0
Other	8
Total Cases Disposed	285
End Pending	112

Data provided by CPCMS



Beaver County

2022 Population: 165,677
 Class of County: 4th
 No. of Common Pleas Judgeships: 7

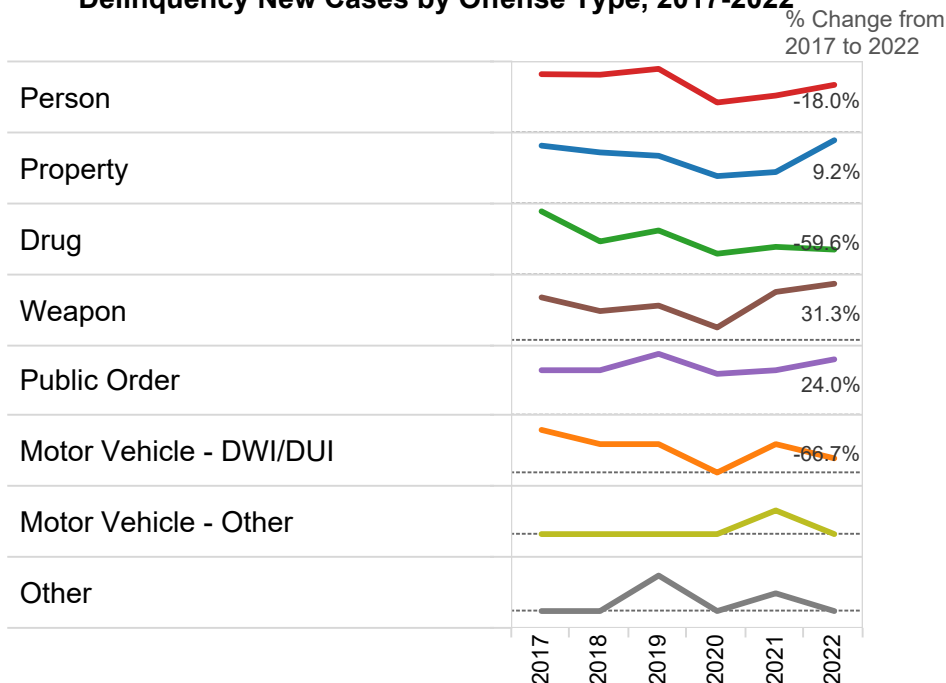


2022 Delinquency - New Cases by Offense Type

Case Type	Felony	Misdemeanor	Summary	Total	
Person	28	63	0	91	35.3%
Property	44	51	0	95	36.8%
Drug	1	18	0	19	7.4%
Weapon	1	20	0	21	8.1%
Public Order	0	31	0	31	12.0%
Motor Vehicle - DWI/DUI	0	1	0	1	0.4%
Motor Vehicle - Other	0	0	0	0	0.0%
Other	0	0	0	0	0.0%
Total	74	184	0	258	100.0%
	28.7%	71.3%	0.0%	100.0%	

Data provided by CPCMS

Delinquency New Cases by Offense Type, 2017-2022

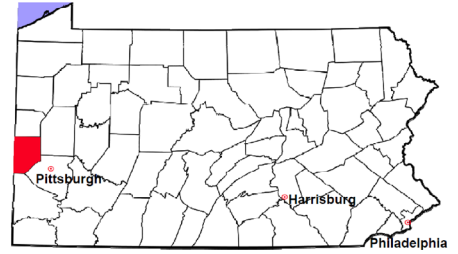


Beaver County

2022 Population estimate: 165,677

Class of County: 4th

No. of Common Pleas Court Judgeships: 7



2022 Juvenile Delinquency - Formal Dispositions

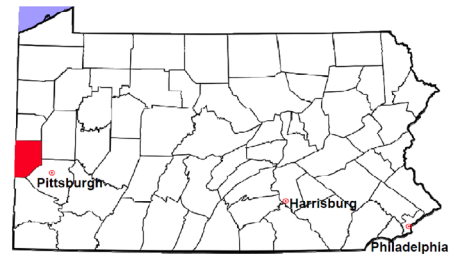
Begin Pending	74
Adjudicated Delinquent by a Judge	17
Adjudicated Delinquent by a Juvenile Court Hearing Officer	42
Warrant Returned	5
Other	3
Total Adjudicated Delinquent Cases	141
Warrant Issued	3
Court Supervision Terminated:	
Conditions Satisfied	28
Compelling Reasons	4
Reached Age 21	0
Transferred to Another Juvenile Court	0
Other	6
Total Adjudicated Delinquent Cases Terminated	38
End Pending	100

(R) - Revised

Data provided by CPCMS

Beaver County

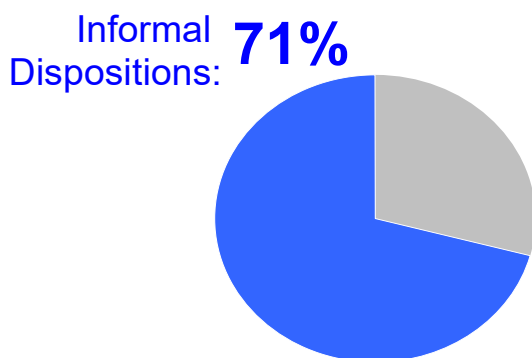
2022 Population estimate: 165,677
 Class of County: 4th
 No. of Common Pleas Court Judgeships: 7



2022 Juvenile Delinquency - Informal Dispositions

Pending Consent Decrees	57
Pending Informal Adjustments	7
New Consent Decrees	117
New Informal Adjustments	27
Warrant Returned	0
Other	0
Cases Informally Disposed	208
Warrant Issued	4
Terminated by:	
Consent Decree Completed	83
Informal Adjustment Completed	16
Consent Decree Revoked	7
Informal Adjustment Program Revoked	0
Other	8
Total Informally Disposed Cases Terminated	114
End Pending	90

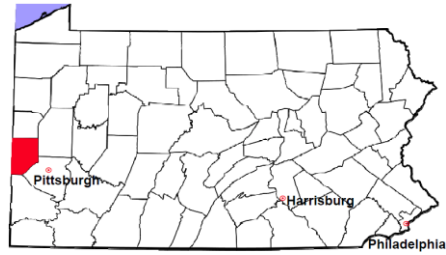
(R) - Revised
 Data provided by CPCMS



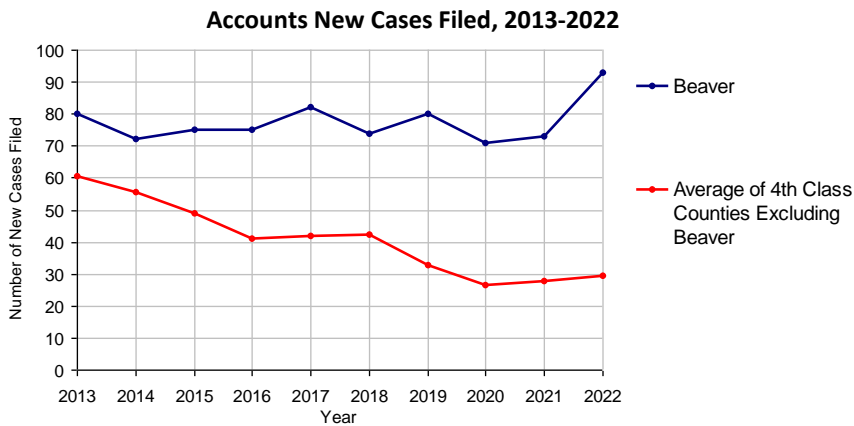
Delinquency Cases are disposed either formally, at a proceeding held before a judge or hearing officer, or informally without a proceeding. Informal dispositions include informal adjustments supervised by a juvenile probation officer; consent decrees agreed upon with the District Attorney after a petition is filed; or other pre-petition process by the juvenile probation department.

Beaver County

2022 Population estimate: 165,677
 Class of County: 4th
 No. of Common Pleas Court Judgeships: 7

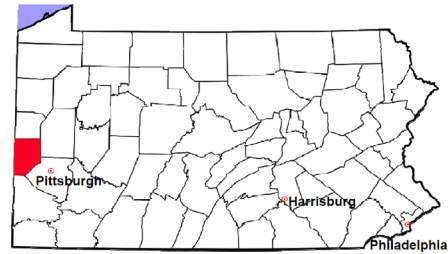


2022 Accounts	No. of Cases	
Cases Pending 1/1/2022	13	
New Cases Filed in 2022	93	
Cases Available for Processing	106	
Processed By:		
Contested before a Judge	0	
Contested before a Non-Judicial Officer	0	
Uncontested	93	100.0%
Other	0	
Cases Processed	93	100.0%
Cases Pending 12/31/2022	13	



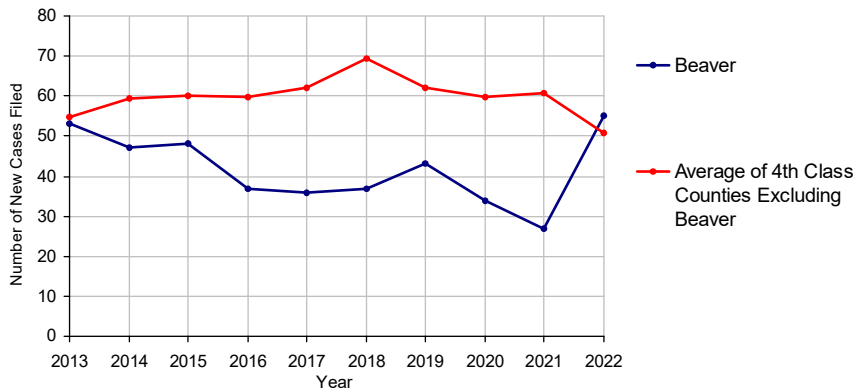
Beaver County

2022 Population estimate: 165,677
 Class of County: 4th
 No. of Common Pleas Court Judgeships: 7



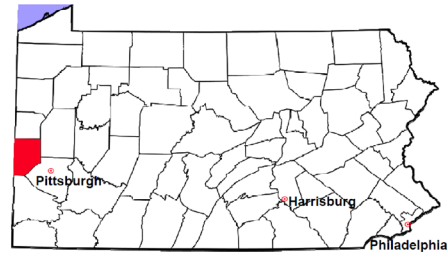
2022 Adoptions		No. of Cases	
Cases Pending 1/1/2022		6	
New Cases Filed in 2022		55	
Cases Available for Processing		61	
Processed By:			
Contested before a Judge	Granted	0	
	Denied	0	
Uncontested	Granted	45	95.7%
	Denied	2	4.3%
Other		0	
Cases Processed		47	100.0%
Cases Pending 12/31/2022		14	

Adoptions New Cases Filed, 2013-2022

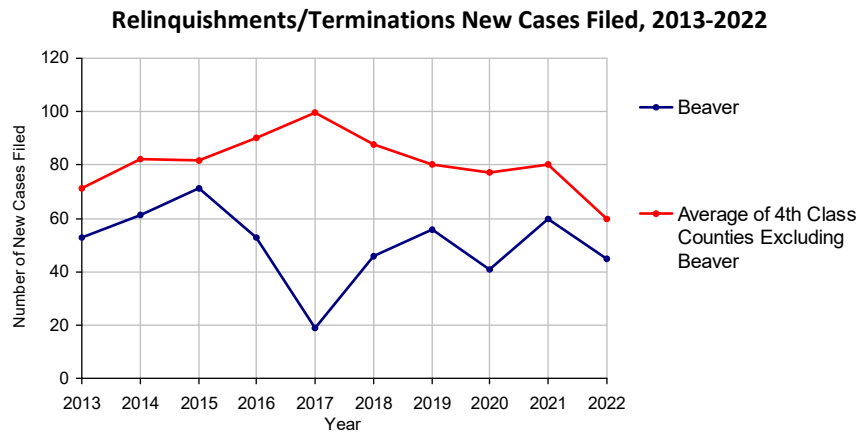


Beaver County

2022 Population estimate: 165,677
 Class of County: 4th
 No. of Common Pleas Court Judgeships: 7

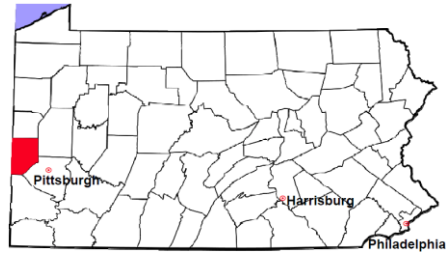


2022 Relinquishments/Terminations	No. of Cases
Cases Pending 1/1/2022	25
New Cases Filed in 2022	45
Cases Available for Processing	70
Processed By:	
Contested before a Judge	0
Uncontested	47 87.0%
Other	7 13.0%
Cases Processed	54 100.0%
Cases Pending 12/31/2022	16

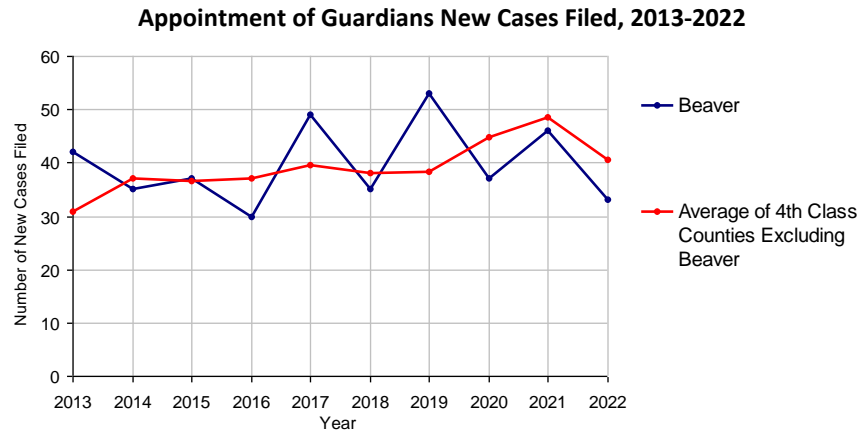


Beaver County

2022 Population estimate: 165,677
 Class of County: 4th
 No. of Common Pleas Court Judgeships: 7

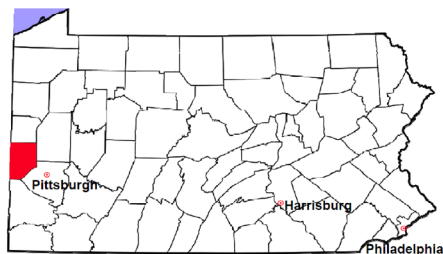


2022 Appointment of Guardians	No. of Cases	
Cases Pending 1/1/2022	9	
New Cases Filed in 2022	33	
Cases Available for Processing	42	
Processed By:		
Contested before a Judge	0	
Uncontested	34	85.0%
Other	6	15.0%
Cases Processed	40	100.0%
Cases Pending 12/31/2022	2	



Beaver County

2022 Population estimate: 165,677
 Class of County: 4th
 No. of Common Pleas Court Judgeships: 7



2022 Jury Yield and Utilization

Jury Yield

Qualification Questionnaires/Summonses Mailed:	5,910	A		
Returned Undeliverable:	47	B	0.8%	Of Qualification Questionnaires/ Summonses Mailed
Not Responded to:	0	C		
the Number of Prospective Jurors:				
Disqualified:	116	D	2.0%	
Exempted:	67	E	1.1%	
Excused:	222	F	3.8%	
Deferred to New Term:	1,905	G	32.2%	
Deferred from Previous Term:	105	H	1.8%	
Total Number of Qualified Jurors Available for Service:	3,658	I	61.9%	

$I = A - B - C - D - E - F - G + H$

Jury Utilization

the Number of Jurors:				
Reporting for Service:	1,281		35.0%	Of Jurors Qualified and Available
Told Not to Report for Service:	2,423		66.2%	
Sent to Courtroom for Jury Selection (Voir Dire):	1,283		100.2%	Of Jurors Reporting for Service
Impaneled or Sworn (jurors/alternates):	323		25.2%	
Removed for Cause/Hardship:	452			
Removed by Peremptory Challenge:	257			
Number of Jury Trials Started:	23			
Pool Days:	28			
Zero Panel Days	0			(Of Pool Days)

Jury Costs

Total Annual Budget for Juror Operations:	\$115,233.00	J
Average Cost Per Juror:	\$19.50	K

$K = J/A$



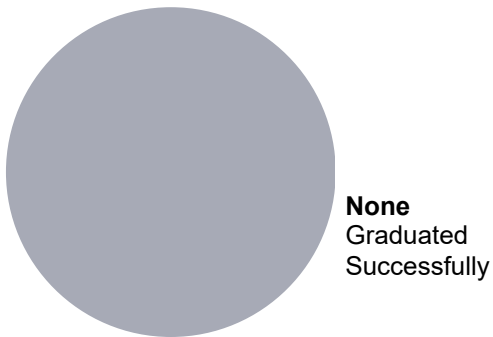
Beaver County

2022 Problem Solving Courts

1 Discharges

5 Admissions

Of All Court Participants Discharged:



Veterans Court

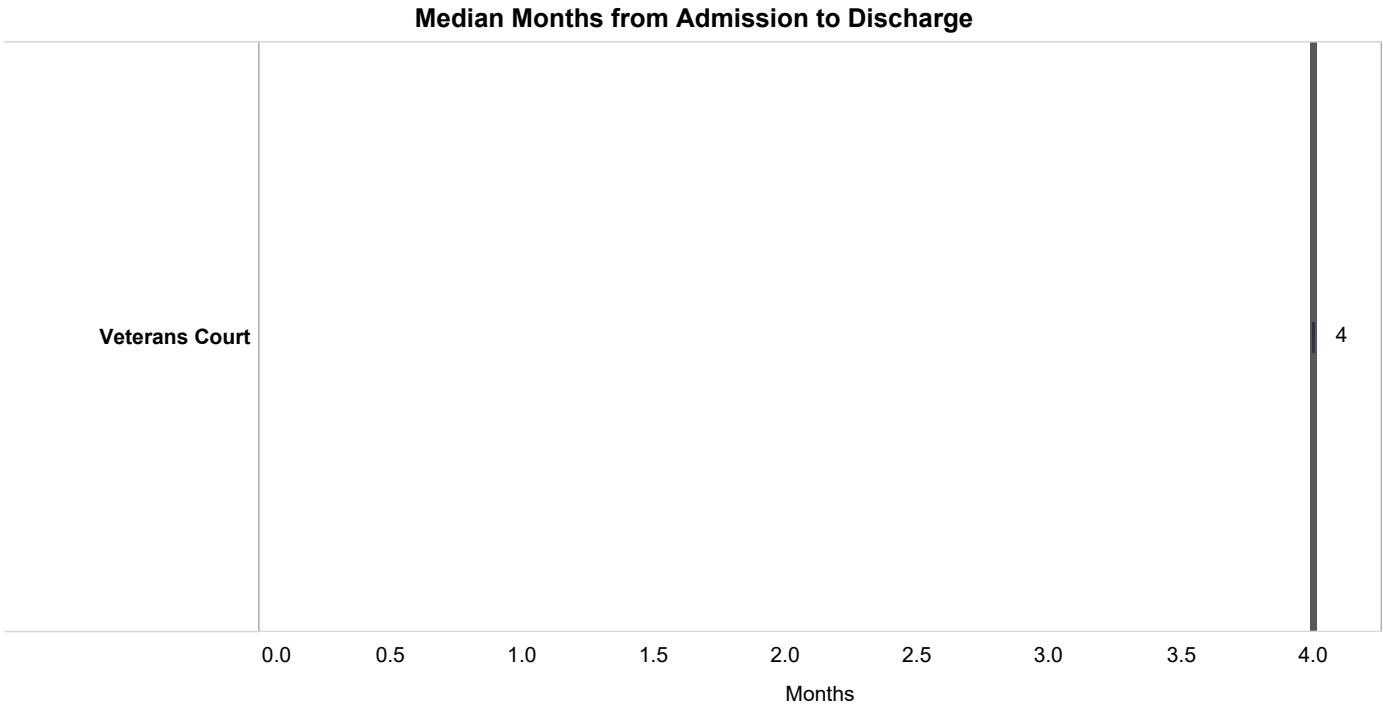


Discharge Reason

	Unsuccessful /Non-Compliant	Total Discharges
Veterans Court	1 (100.0%)	1 (100.0%)

Beaver County

2022 Problem Solving Courts



DEPARTMENT OF RESEARCH & STATISTICS

KIM NIEVES, PH.D.

DIRECTOR

ANDREW GINDER, MPA

ASSISTANT DIRECTOR

YAN LIU, M.S.

SENIOR STATISTICAL ANALYST

SASANKA ADIKARI, PH.D

DATA SCIENTIST

AMANDA PEREIRA

RESEARCH ASSISTANT