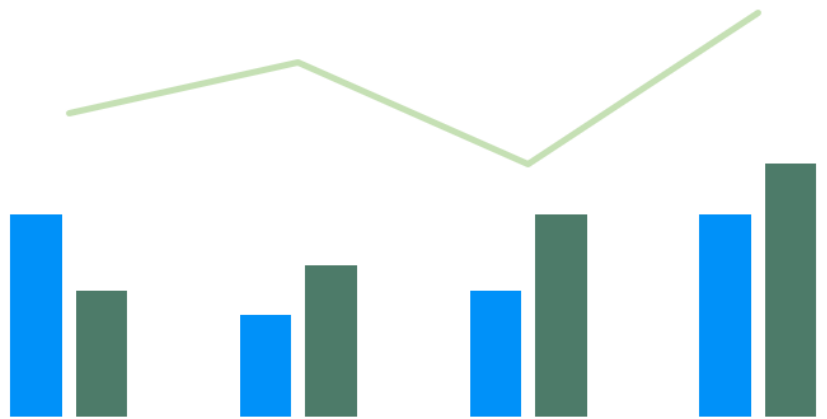
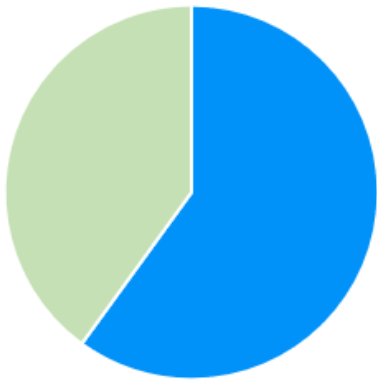


2022

Court of Common Pleas
Caseload Statistics for


Blair County



We are pleased to provide you with a copy of the 2022 County Caseload Display pages. They can also be viewed on the AOPC webpage at www.pacourts.us in the *News & Statistics* section under *Research & Statistics*.

Should you have any questions or comments, please do not hesitate to contact me at 717.231.3300.

Sincerely,

A handwritten signature in black ink, appearing to read 'Sasanka', is written over a horizontal line. The signature is fluid and cursive.

Sasanka Adikari, Ph.D.
Data Scientist
Department of Research and Statistics

Table of Contents

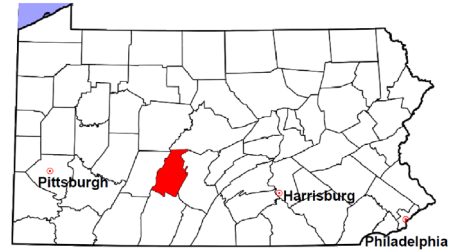
CPCMS Criminal	Page 1
CPCMS Criminal - New Cases by Case Type.....	Page 2
Civil.....	Page 3
Civil - Docketed Cases Listed by Case Type.....	Page 4
Protection From Abuse	Page 5
Spousal & Child Support and Paternity	Page 6
Custody/Partial Custody/Visitation.....	Page 7
Divorce	Page 8
Juvenile Dependency - Active Dependent Inventory	Page 9
Juvenile Dependency - Adjudicated Dependent Inventory	Page 10
Juvenile Delinquency - Cases Pending Disposition.....	Page 11
Juvenile Delinquency - New Cases by Case Type	Page 12
Juvenile Delinquency - Formal Dispositions	Page 13
Juvenile Delinquency - Informal Dispositions	Page 14
Accounts.....	Page 15
Adoptions.....	Page 16
Relinquishments/Terminations	Page 17
Appointment of Guardians	Page 18
Jury Yield and Utilization	Page 19
Problem Solving Courts.....	Pages 20-21

Blair County

2022 Population estimate: 121,032

Class of County: 5th

No. of Common Pleas Court Judgeships: 5

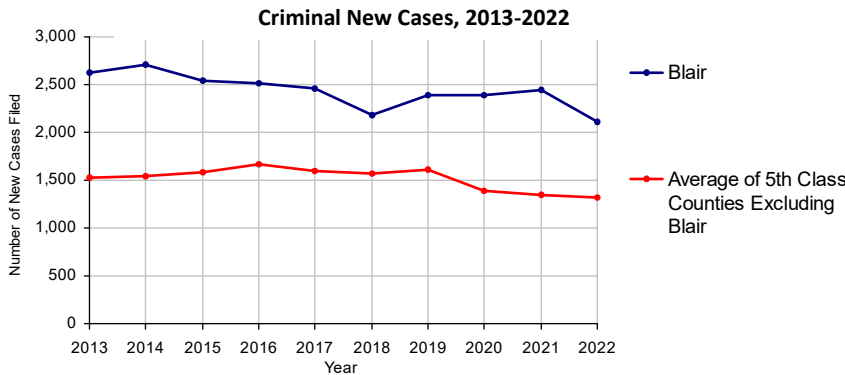


2022 Criminal	No. of Cases
Cases Pending 1/1/2022	1,484
New Cases Filed in 2022	2,117
Reopened Cases	244
Cases Available for Processing	3,845
Processed by:	
Withdrawn/Dismissed	87 3.4%
Diversionsary Disposition*	232 9.2%
Guilty Plea	1,883 74.6%
Non-Jury Trial	5 0.2%
Jury Trial	24 1.0%
Inactive	184 7.3%
Other	110 4.4%
Total Cases Processed	2,525 100.0%
Cases Pending 12/31/2022	1,320
Cases Awaiting Sentencing	202

Age of Pending Cases as of 12/31/2022		
0-60 Days	357	27.0%
61-120 Days	210	15.9%
121-180 Days	152	11.5%
181-240 Days	103	7.8%
241-300 Days	90	6.8%
301-360 Days	57	4.3%
Over 360 Days	351	26.6%
Total	1,320	100.0%

Data provided by CPCMS

* Includes other diversionsary programs such as Veterans Court.



Blair County

2022 Population: 121,032
 Class of County: 5th
 No. of Common Pleas Judgeships: 5

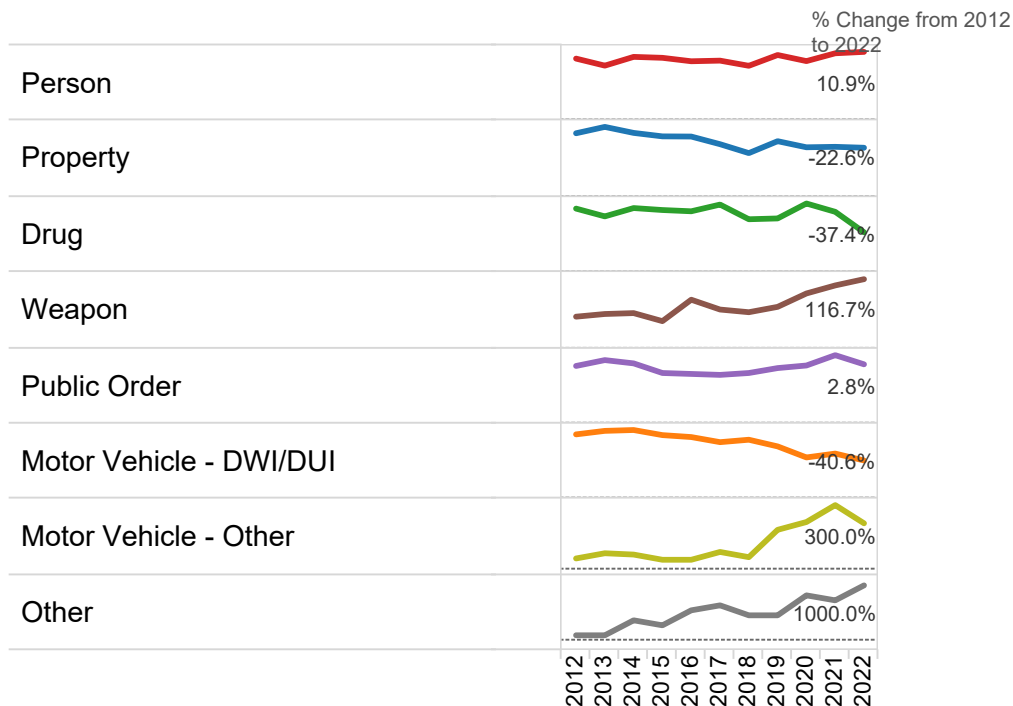


2022 Criminal - New Cases by Offense Type

Case Type	Felony	Misdemeanor	Summary	Total	
Person	244	194	0	438	20.7%
Property	265	278	0	543	25.6%
Drug	180	264	0	444	21.0%
Weapon	61	17	0	78	3.7%
Public Order	102	151	0	253	12.0%
Motor Vehicle - DWI/DUI	14	300	0	314	14.8%
Motor Vehicle - Other	0	35	1	36	1.7%
Other	10	1	0	11	0.5%
Total	876	1,240	1	2,117	100.0%
	41.4%	58.6%	0.0%	100.0%	

Data provided by CPCMS

Criminal New Cases by Offense Type, 2012-2022

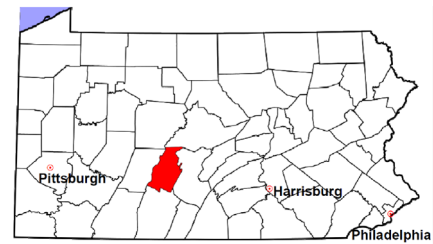


Blair County

2022 Population estimate: 121,032

Class of County: 5th

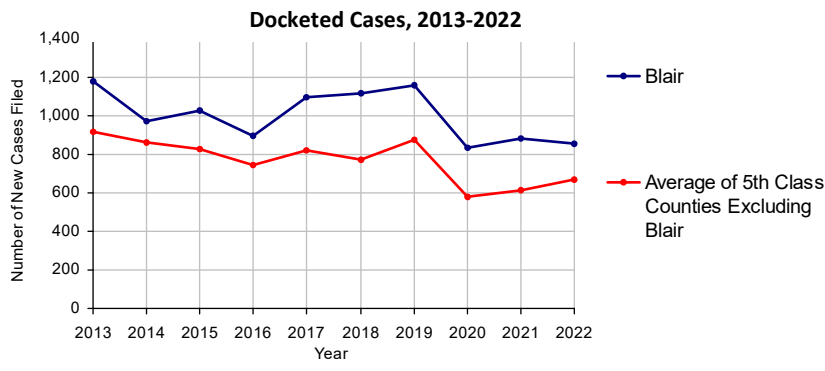
No. of Common Pleas Court Judgeships: 5



2022 Civil	Civil Action	Other	Total
Cases Pending 1/1/2022	814	297	1,111 (R)
Docketed Cases	606	246	852
Arbitration Appeals	0	0	0
Transferred In	1	0	1
Returned to Active	0	1	1
Cases Available for Processing	1,421	544	1,965
Processed By:			
Default Judgments	171	74	245
Cases Decided by Arbitration Board	7	1	8
Dispositive Motions	3	6	9
Settlements	122	32	154
Moved to Inactive Status	2	1	3
Transferred/Withdrawn	0	0	0
Dismissed/Discontinued	275	62	337
Administrative Purge	0	0	0
Other	30	13	43
Jury Trial	2	0	2
Non-Jury Trial	3	0	3
Total Cases Processed	615	189	804
Cases Pending 12/31/2022	806	355	1,161

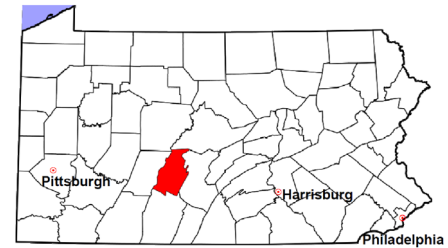
Age of Pending Cases as of 12/31/2022 (Civil Action Only)		
0-6 months	458	56.8%
7-12 months	89	11.0%
13-18 months	79	9.8%
19-24 months	55	6.8%
25-30 months	49	6.1%
31-36 months	15	1.9%
37-42 months	17	2.1%
43-48 months	8	1.0%
49-54 months	8	1.0%
55-60 months	9	1.1%
61-66 months	9	1.1%
67-72 months	3	0.4%
Over 72 months	7	0.9%
Total	806	100.0%

(R) - Revised



Blair County

2022 Population estimate: 121,032
 Class of County: 5th
 No. of Common Pleas Court Judgeships: 5



2022 Civil - Docketed Cases Listed by Case Type

TORT	89	10.4%	REAL PROPERTY	217	25.5%
<i>(does not include mass tort)</i>			Ejectment*	20	
Intentional	1		Eminent Domain/Condemnation*	3	
Malicious Prosecution	1		Ground Rent	0	
Motor Vehicle	50		Landlord/Tenant Dispute	39	
Nuisance	0		Mortgage Foreclosure:		
Premise Liability	13		Residential*	132	
Product Liability	2		Commercial*	0	
Slander/Libel/Defamation	1		Partition of Real Property*	4	
Other	21		Quiet Title*	14	
MASS TORT	0		Other*	5	
Asbestos	0		CIVIL APPEALS	20	2.3%
Tobacco	0		<i>- Administrative Agencies</i>		
Toxic Tort - DES	0		Board of Assessment*	0	
Toxic Tort - Implant	0		Board of Elections*	0	
Toxic Waste	0		Dept. of Transportation*	0	
Other	0		Zoning Board*	3	
PROFESSIONAL LIABILITY	13	1.5%	Statutory Appeal - Other*	1	
Dental	0		Other*	16	
Legal	0		MISCELLANEOUS	48	5.6%
Medical Malpractice	11		Common Law/		
Other	2		Statutory Arbitration*	0	
CONTRACT	465	54.6%	Declaratory Judgment*	8	
<i>(does not include judgments)</i>			Mandamus*	0	
Buyer Plaintiff	1		Non-Domestic Relations		
Debt Collection: Credit Card	399		Restraining Order*	6	
Debt Collection: Other	44		Quo Warranto*	0	
Employment Dispute: Discrimination	0		Replevin*	8	
Employment Dispute: Other	0		Other*	26	
Other	21		TOTAL DOCKETED CASES:	852	100.0%

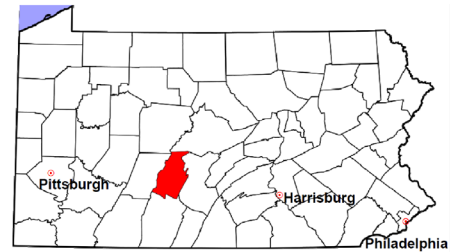
Of the Docketed Cases:

Pro Se Filings: 62 7.3% Class Action Suits: 0 MDJ Appeals: 94 11.0%

*Civil Other

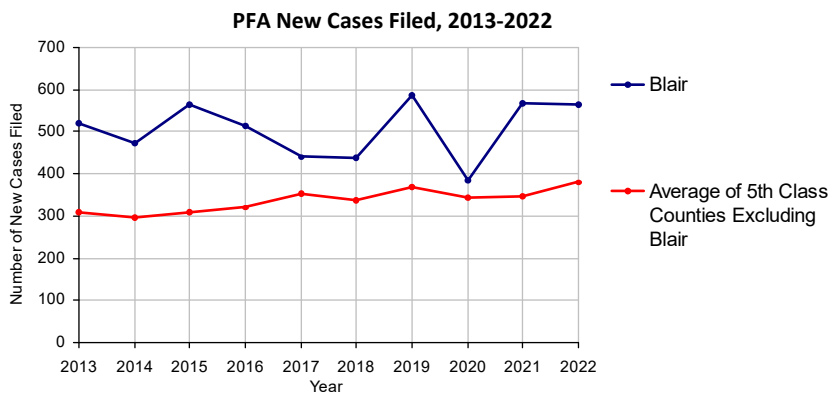
Blair County

2022 Population estimate: 121,032
 Class of County: 5th
 No. of Common Pleas Court Judgeships: 5



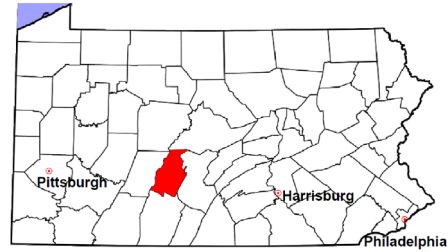
2022 Protection From Abuse

	No. of Petitions
Cases Pending 1/1/2022	171
New Cases Filed in 2022	565
<i>Of these, Petitions Requesting Temporary Orders: 565 (100.0%)</i>	
<i>Temporary Orders DENIED: 29 (5.1%), Temporary Orders GRANTED: 536 (94.9%)</i>	
Cases Available for Processing	736
Processed By:	
Temporary Order DENIED After Ex Parte Hearing and No Evidentiary Hearing Scheduled	2 0.3%
Temporary Order DISMISSED After Evidentiary Hearing and No Final Order Entered	60 10.5%
Final Order DENIED After Evidentiary Hearing Before a Judge or a Judicial Officer	1 0.2%
Final Order GRANTED After Evidentiary Hearing Before a Judge or a Judicial Officer	246 42.9%
Plaintiff Did Not Appear For Evidentiary Hearing	76 13.3%
Final Order by STIPULATION OR AGREEMENT Between the Parties	23 4.0%
Petition WITHDRAWN by Plaintiff	160 27.9%
TRANSFERRED to Another Jurisdiction	0
Other	5 0.9%
Cases Processed	573 100.0%
Cases Pending 12/31/2022	163



Blair County

2022 Population estimate: 121,032
 Class of County: 5th
 No. of Common Pleas Court Judgeships: 5



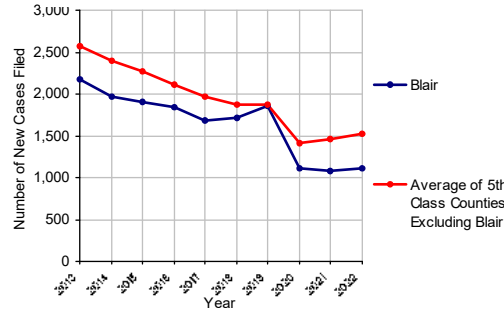
2022 Spousal & Child Support	No. of Petitions
Cases Pending 1/1/2022	230
New Cases Filed in 2022	1,113
Dockets Transferred In (+)	15
Dockets Transferred Out (-)	11
Cases Available for Processing	1,347
Processed By:	
Judge	87 8.1%
Intake Officer	982 91.9%
Hearing Officer	0
Other	0
Cases Processed	1,069 100.0%
Cases Pending 12/31/2022	278

Data provided by PACSES

2022 Paternity	No. of Cases
Acknowledgements Filed:	
Non-Domestic Relations Section	158 83.6%
During Conference	27 14.3%
Non-Stipulated (post genetic test)	3 1.6%
Pre-Trial Conference	1 0.5%
Total	189 100.0%
Established:	
Stipulated by Genetic Tests	24 51.1%
Default - Father Failed to Appear	1 2.1%
Adjudication by Court Proceeding	0
Out of State	22 46.8%
Total	47 100.0%
Cases Pending 12/31/2022	64

Data provided by PACSES

Spousal & Child Support New Cases Filed, 2013-2022



DEFINITIONS:

ACKNOWLEDGEMENTS FILED:

NON-DOMESTIC RELATIONS SECTION: The voluntary Acknowledgement of Paternity by the alleged father.
DURING CONFERENCE: The alleged father signed the Acknowledgement of Paternity-Waiver of Trial (PE-010) at the initial child support conference.
NON-STIPULATED (POST GENETIC TEST): The alleged father signed the Acknowledgement of Paternity-Waiver of Trial after genetic tests were conducted and resulted in the alleged father being determined to be the biological father.
PRE-TRIAL CONFERENCE: The alleged father signed the Acknowledgement of Paternity-Waiver of Trial at the pre-trial conference.

ESTABLISHED:

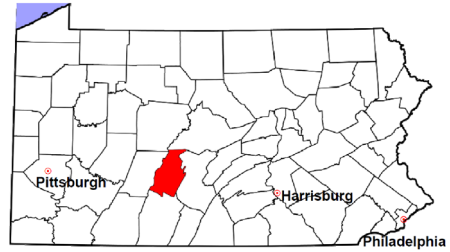
STIPULATED BY GENETIC TESTS: The alleged father requested genetic tests and signed a stipulation that if the test results had a 99% or higher probability of paternity then the alleged father would be stipulated as the biological father of the child.
DEFAULT - FATHER FAILED TO APPEAR: The alleged father failed to appear after being served for either a support conference, hearing, or genetic test and a default paternity order was entered by the court.
ADJUDICATION BY COURT PROCEEDING: The alleged father was determined to be the biological father of the child through a court proceeding.
OUT OF STATE: Paternity was established in another state, "Out of state only".

Blair County

2022 Population Estimate: 121,032

Class of County: 5th

No. of Common Pleas Court Judgeships: 5

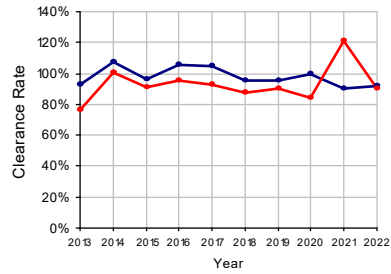


2022 Custody/Partial Custody/Visitation

**No. of
Petitions**

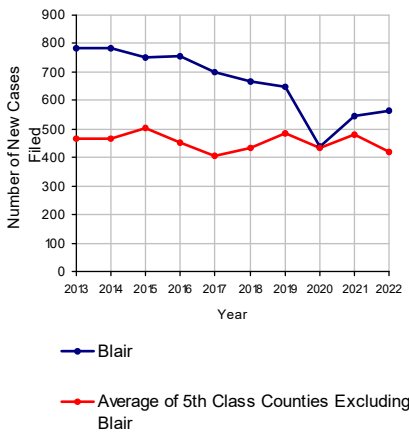
Cases Pending 1/1/2022	258	
New Cases Filed in 2022	563	
Cases Available for Processing	821	
Processed By:		
Judge	70	13.5%
Non-Judicial Officer	298	57.6%
Administrative Review/Purge	0	
Other	149	28.8%
Cases Processed	517	100.0%
Cases Pending 12/31/2022	304	

Clearance Rate, 2013-2022

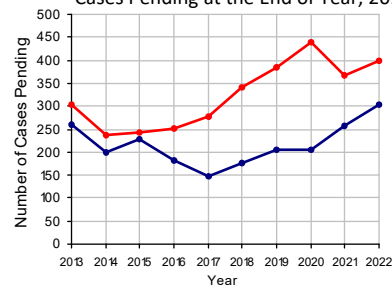


Note: Clearance Rate = Cases Processed / New Cases Filed

C Custody/Partial Custody/Visitation New Cases Filed, 2013-2022



C₁ Cases Pending at the End of Year, 2013-2022

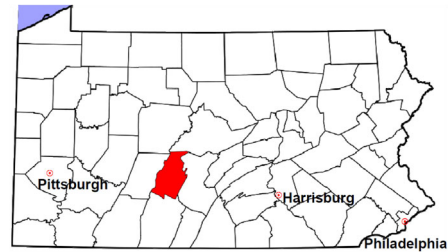


Blair County

2022 Population estimate: 121,032

Class of County: 5th

No. of Common Pleas Court Judgeships: 5



2022 Divorce

No. of Petitions

Cases Pending 1/1/2022 1,012

New Cases Filed in 2022 332

Cases Available for Processing 1,344

Processed By:

Contested Before a Judge 2 0.6%

Contested Before a Non-Judicial Officer 21 6.3%

Uncontested 308 93.1%

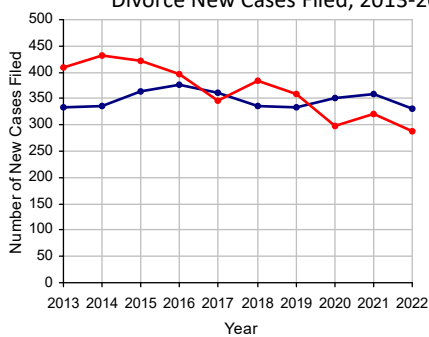
Administrative Review/Purge 0

Other 0

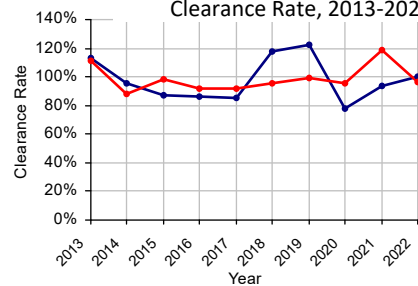
Cases Processed 331 100.0%

Cases Pending 12/31/2022 1,013

l Divorce New Cases Filed, 2013-2022

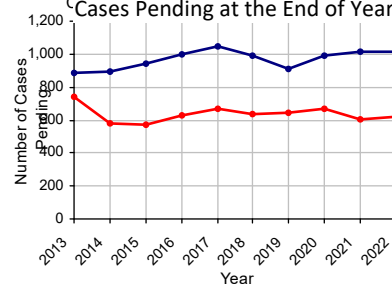


Clearance Rate, 2013-2022



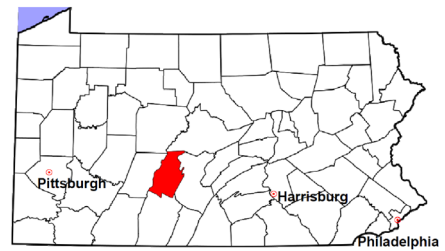
Note: Clearance Rate = Cases Processed / New Cases Filed

C Cases Pending at the End of Year, 2013-2022



Blair County

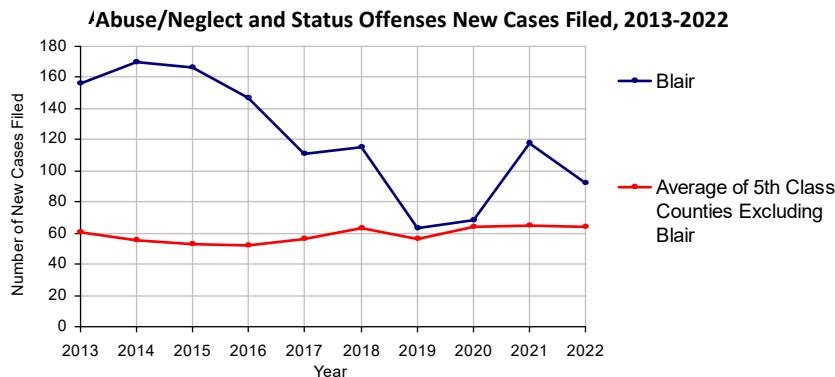
2022 Population estimate: 121,032
 Class of County: 5th
 No. of Common Pleas Court Judgeships: 5



2022 Juvenile Dependency - Petitions Pending Adjudication

	Abuse/ Neglect	Status Offenses	Total
Cases Pending 1/1/2022	30	0	30
New Petitions Filed in 2022	92	0	92
Other	12	1	13
Total Petitions Available for Processing	134	1	135
Processed by:			
Adjudicated Dependent			
Judge	11	1	12
Juvenile Court Hearing Officer	60	0	60
Adjudicated NOT Dependent			
Judge	2	0	2
Juvenile Court Hearing Officer	7	0	7
Withdrawn/Dismissed/Transferred	12	0	12
Other	2	0	2
Total Petitions Processed	94	1	95
Cases Pending 12/31/2022	40	0	40

Data provided by CPCMS

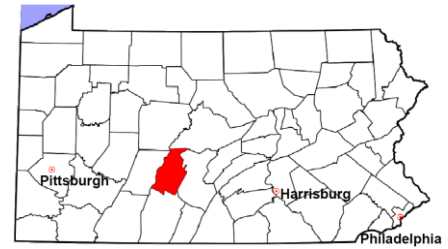


Blair County

2022 Population estimate: 121,032

Class of County: 5th

No. of Common Pleas Court Judgeships: 5



2022 Juvenile Dependency - Adjudicated Dependent Inventory

	Abuse/ Neglect	Status Offenses	Total
Cases Pending 1/1/2022	112	6	118
New Adjudicated Dependent Cases	71	1	72
Other	0	0	0
Total Adjudicated Dependent Cases	183	7	190

Court Supervision Terminated:

Family Reunification	18	20.2%	1	16.7%	19	20.0%
Adoption	1	1.1%	0		1	1.1%
Placement with a Relative/Guardian	56	62.9%	4	66.7%	60	63.2%
Aged Out	6	6.7%	1	16.7%	7	7.4%
Other Permanency Outcomes*	6	6.7%	0		6	6.3%
Other**	2	2.2%	0		2	2.1%
Total Adjudicated Dependent Cases Terminated	89	100.0%	6	100.0%	95	100.0%
Cases Pending 12/31/2022	94		1		95	

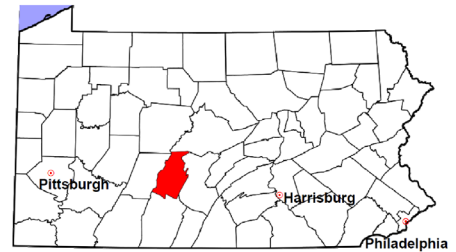
Data provided by CPCMS

* Other Permanency Outcomes include: adjudicated delinquent, death due to natural causes, emancipation, permanent living arrangement, and parent has come forward.

** Other includes cases where court supervision is terminated due to transfer out of jurisdiction, withdrawal and administrative closure.

Blair County

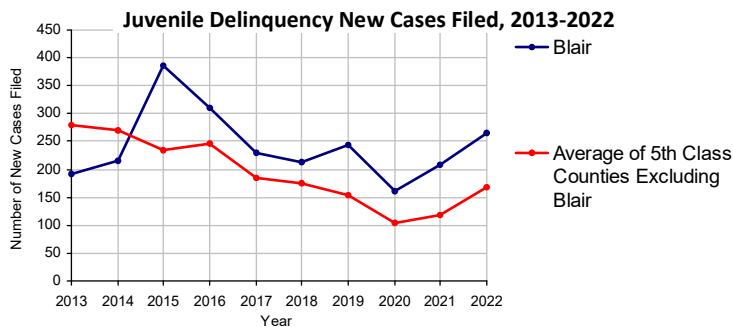
2022 Population estimate: 121,032
 Class of County: 5th
 No. of Common Pleas Court Judgeships: 5



2022 Juvenile Delinquency - Cases Pending Disposition

Begin Pending	60
New Cases	265
Consent Decree Revoked	5
Informal Adjustment Program Revoked	0
Alternative Program Revoked	0
Warrant Returned	0
Other	13
Total Cases Available for Disposition	343
Warrant Issued	0
Disposed by:	
Adjudicated Delinquent by a Judge	41
Adjudicated Delinquent by a Juvenile Court Hearing Officer	12
Consent Decree Entered	123
Informal Adjustment Program Entered	23
Warned and Counseled (Pre-Petition)	0
Dismissed/Withdrawn/Transferred	24
Transferred to Criminal Court	2
Other	21
Total Cases Disposed	246
End Pending	97

Data provided by CPCMS



Blair County

2022 Population: 121,032
 Class of County: 5th
 No. of Common Pleas Judgeships: 5

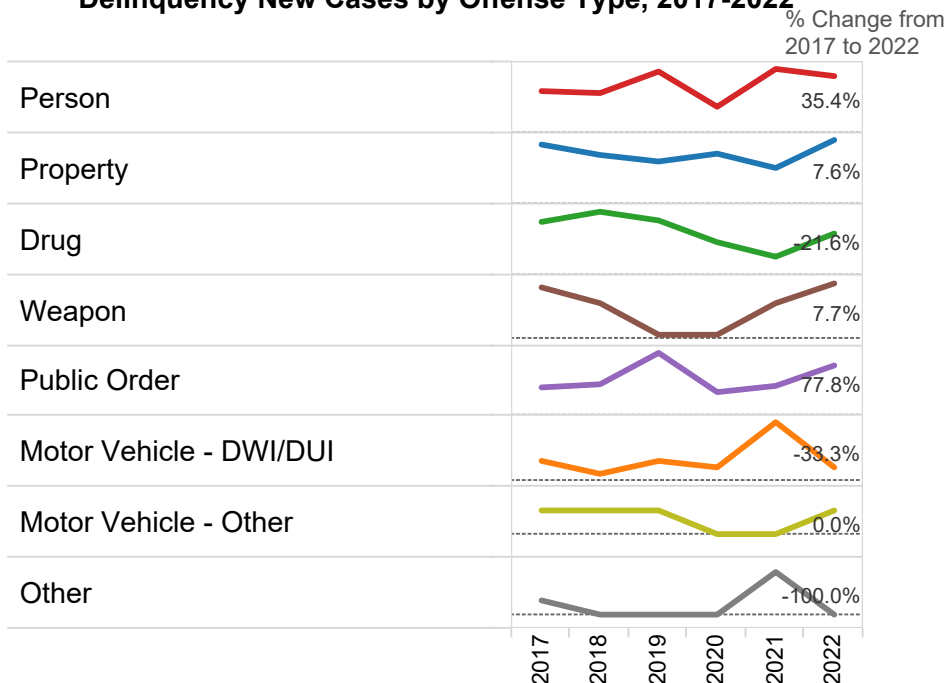


2022 Delinquency - New Cases by Offense Type

Case Type	Felony	Misdemeanor	Summary	Total	
Person	18	70	0	88	33.2%
Property	44	55	0	99	37.4%
Drug	1	28	0	29	10.9%
Weapon	1	13	0	14	5.3%
Public Order	3	29	0	32	12.1%
Motor Vehicle - DWI/DUI	0	2	0	2	0.8%
Motor Vehicle - Other	0	1	0	1	0.4%
Other	0	0	0	0	0.0%
Total	67	198	0	265	100.0%
	25.3%	74.7%	0.0%	100.0%	

Data provided by CPCMS

Delinquency New Cases by Offense Type, 2017-2022

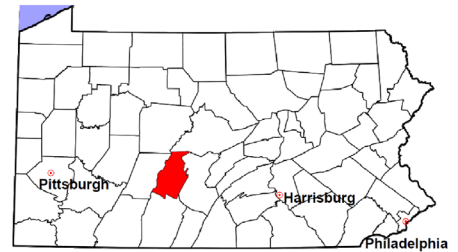


Blair County

2022 Population estimate: 121,032

Class of County: 5th

No. of Common Pleas Court Judgeships: 5



2022 Juvenile Delinquency - Formal Dispositions

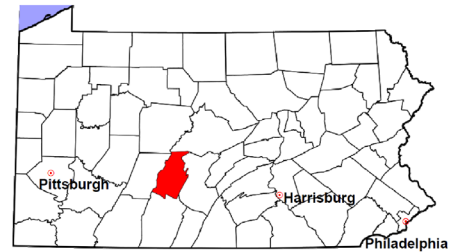
Begin Pending	77
Adjudicated Delinquent by a Judge	41
Adjudicated Delinquent by a Juvenile Court Hearing Officer	12
Warrant Returned	0
Other	0
Total Adjudicated Delinquent Cases	130
Warrant Issued	0
Court Supervision Terminated:	
Conditions Satisfied	15
Compelling Reasons	53
Reached Age 21	0
Transferred to Another Juvenile Court	0
Other	0
Total Adjudicated Delinquent Cases Terminated	68
End Pending	62

(R) - Revised

Data provided by CPCMS

Blair County

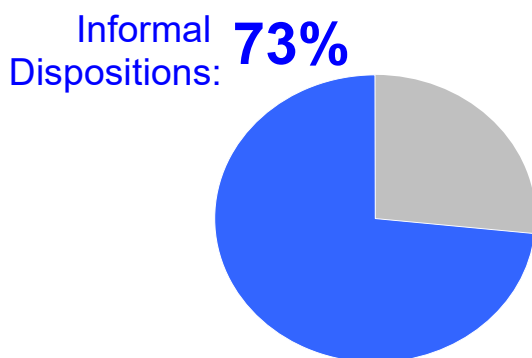
2022 Population estimate: 121,032
 Class of County: 5th
 No. of Common Pleas Court Judgeships: 5



2022 Juvenile Delinquency - Informal Dispositions

Pending Consent Decrees	77
Pending Informal Adjustments	4
New Consent Decrees	123
New Informal Adjustments	23
Warrant Returned	0
Other	0
Cases Informally Disposed	227
Warrant Issued	0
Terminated by:	
Consent Decree Completed	114
Informal Adjustment Completed	20
Consent Decree Revoked	5
Informal Adjustment Program Revoked	0
Other	5
Total Informally Disposed Cases Terminated	144
End Pending	83

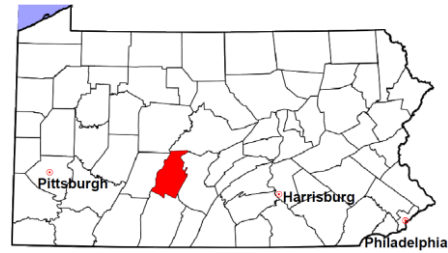
(R) - Revised
 Data provided by CPCMS



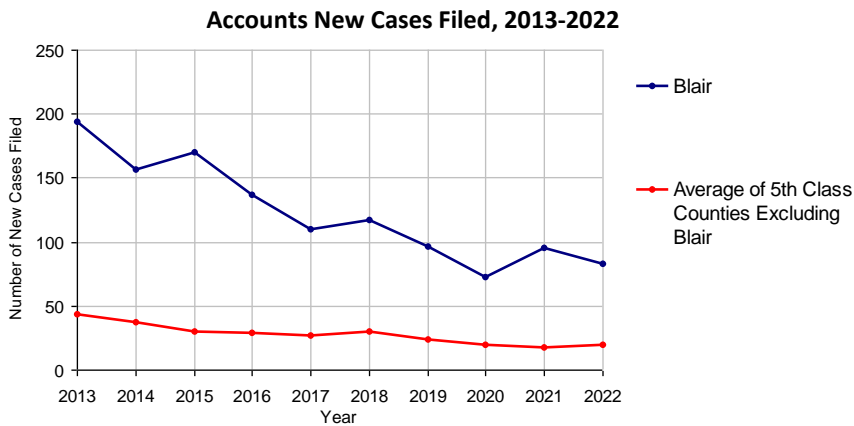
Delinquency Cases are disposed either formally, at a proceeding held before a judge or hearing officer, or informally without a proceeding. Informal dispositions include informal adjustments supervised by a juvenile probation officer; consent decrees agreed upon with the District Attorney after a petition is filed; or other pre-petition process by the juvenile probation department.

Blair County

2022 Population estimate: 121,032
 Class of County: 5th
 No. of Common Pleas Court Judgeships: 5

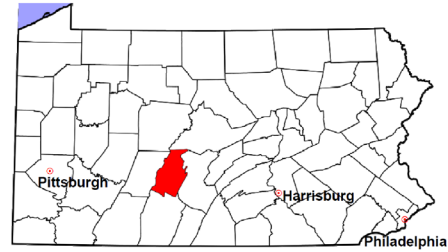


2022 Accounts	No. of Cases	
Cases Pending 1/1/2022	91	
New Cases Filed in 2022	83	
Cases Available for Processing	174	
Processed By:		
Contested before a Judge	0	
Contested before a Non-Judicial Officer	0	
Uncontested	81	100.0%
Other	0	
Cases Processed	81	100.0%
Cases Pending 12/31/2022	93	



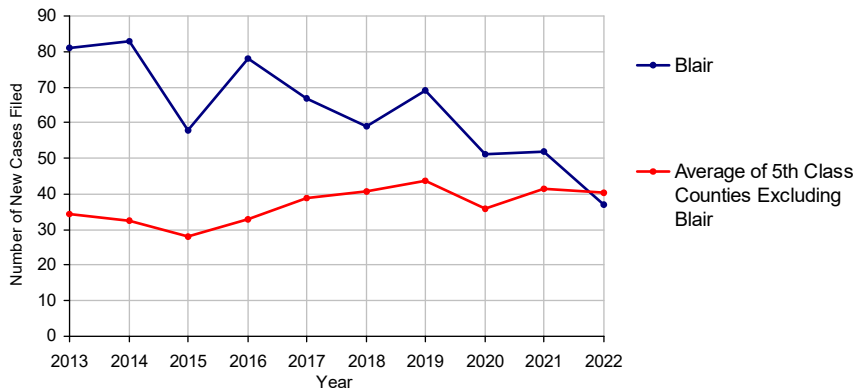
Blair County

2022 Population estimate: 121,032
 Class of County: 5th
 No. of Common Pleas Court Judgeships: 5



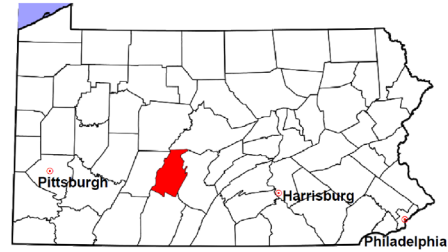
2022 Adoptions		No. of Cases	
Cases Pending 1/1/2022		20	
New Cases Filed in 2022		37	
Cases Available for Processing		57	
Processed By:			
Contested before a Judge	Granted	0	
	Denied	0	
Uncontested	Granted	35	100.0%
	Denied	0	
Other		0	
Cases Processed		35	100.0%
Cases Pending 12/31/2022		22	

Adoptions New Cases Filed, 2013-2022

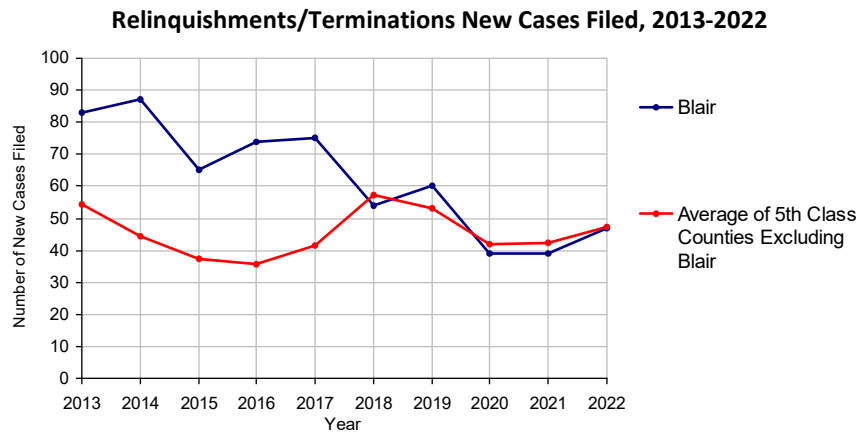


Blair County

2022 Population estimate: 121,032
 Class of County: 5th
 No. of Common Pleas Court Judgeships: 5

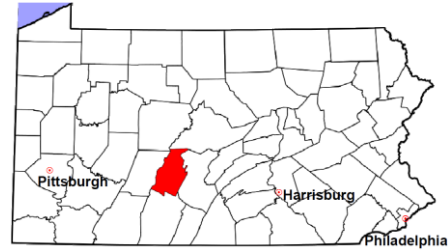


2022 Relinquishments/Terminations	No. of Cases	
Cases Pending 1/1/2022	42	
New Cases Filed in 2022	47	
Cases Available for Processing	89	
Processed By:		
Contested before a Judge	0	
Uncontested	49	92.5%
Other	4	7.5%
Cases Processed	53	100.0%
Cases Pending 12/31/2022	36	

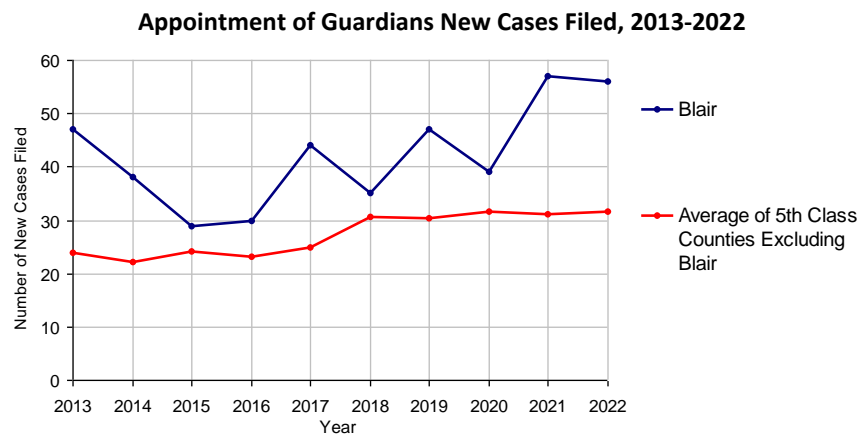


Blair County

2022 Population estimate: 121,032
 Class of County: 5th
 No. of Common Pleas Court Judgeships: 5

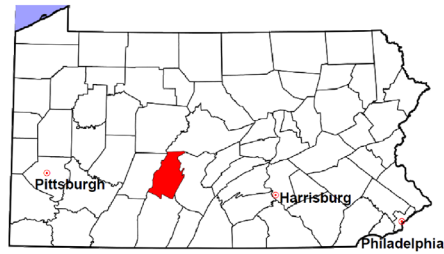


2022 Appointment of Guardians		No. of Cases	
Cases Pending 1/1/2022		32	
New Cases Filed in 2022		56	
Cases Available for Processing		88	
Processed By:			
Contested before a Judge		0	
Uncontested		61	87.1%
Other		9	12.9%
Cases Processed		70	100.0%
Cases Pending 12/31/2022		18	



Blair County

2022 Population estimate: 121,032
 Class of County: 5th
 No. of Common Pleas Court Judgeships: 5



2022 Jury Yield and Utilization

Jury Yield

Qualification Questionnaires/Summonses Mailed:	13,544	A		
Returned Undeliverable:	2,698	B	19.9%	Of Qualification Questionnaires/ Summonses Mailed
Not Responded to:	2,412	C	17.8%	
the Number of Prospective Jurors:				
Disqualified:	944	D	7.0%	
Exempted:	771	E	5.7%	
Excused:	2,551	F	18.8%	
Deferred to New Term:	70	G	0.5%	
Deferred from Previous Term:	2	H	<0.1%	
Total Number of Qualified Jurors Available for Service:	4,100	I	30.3%	

$I = A - B - C - D - E - F - G + H$

Jury Utilization

the Number of Jurors:			
Reporting for Service:	3,584	87.4%	Of Jurors Qualified and Available
Told Not to Report for Service:	498	12.1%	
Sent to Courtroom for Jury Selection (Voir Dire):	2,358	65.8%	Of Jurors Reporting for Service
Impaneled or Sworn (jurors/alternates):	827	23.1%	
Removed for Cause/Hardship:	86		
Removed by Peremptory Challenge:	26		
Number of Jury Trials Started:	56		
Pool Days:	14		
Zero Panel Days:	0		(Of Pool Days)

Jury Costs

Total Annual Budget for Juror Operations:	\$90,617.00	J
Average Cost Per Juror:	\$6.69	K

$K = J/A$



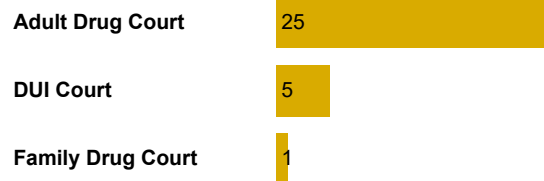
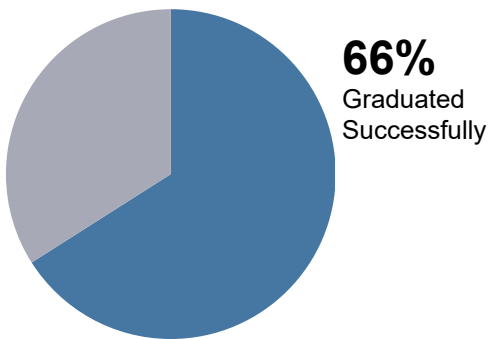
Blair County

2022 Problem Solving Courts

50 Discharges

31 Admissions

Of All Court Participants Discharged:



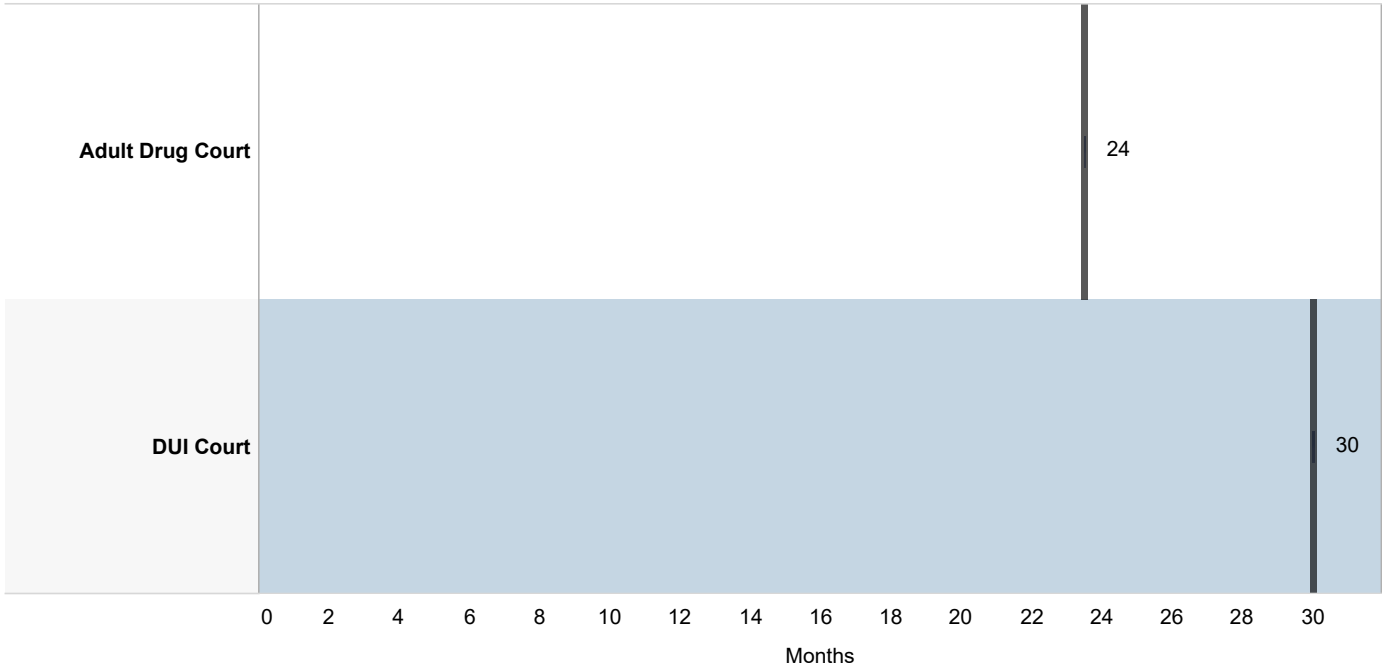
Discharge Reason

	Successfully Completed	Unsuccessful /Non-Compliant	Unsuccessful /Absconded	Other	Total Discharges
Adult Drug Court	21 (61.8%)	9 (26.5%)	3 (8.8%)	1 (2.9%)	34 (100.0%)
DUI Court	12 (75.0%)	4 (25.0%)			16 (100.0%)

Blair County

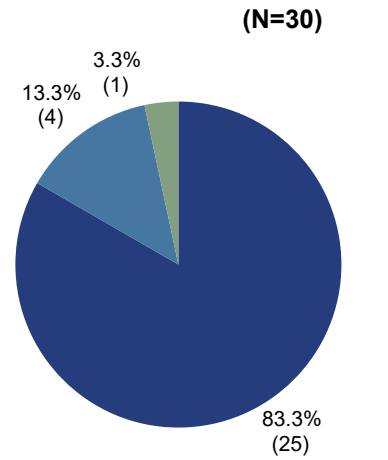

2022 Problem Solving Courts

Median Months from Admission to Discharge



Among successful graduates, there was a 58% increase in employment.

83% of the employed successful graduates were employed full time:



12% (6) of all participants have improved in **education level** at discharge.

■ Employed Full Time ■ Student Full Time
■ Employed Part Time

DEPARTMENT OF RESEARCH & STATISTICS

KIM NIEVES, PH.D.

DIRECTOR

ANDREW GINDER, MPA

ASSISTANT DIRECTOR

YAN LIU, M.S.

SENIOR STATISTICAL ANALYST

SASANKA ADIKARI, PH.D

DATA SCIENTIST

AMANDA PEREIRA

RESEARCH ASSISTANT