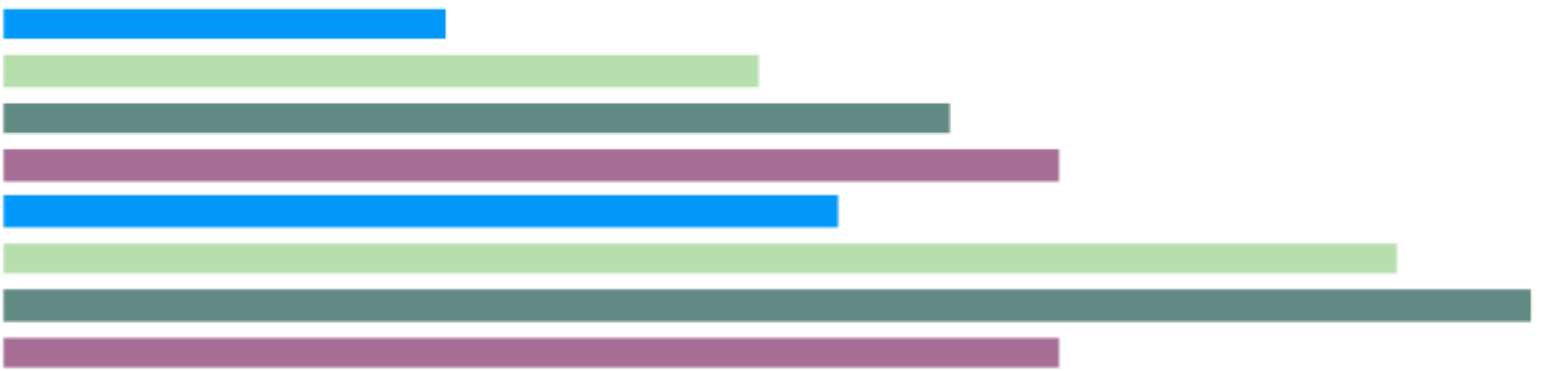
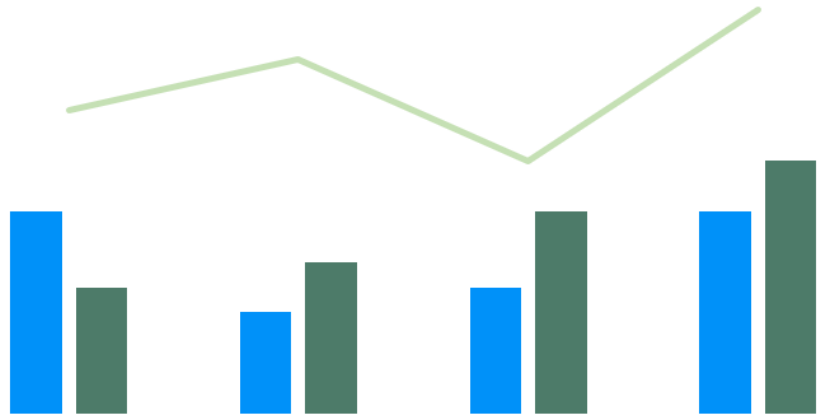


2022

Court of Common Pleas
Caseload Statistics for


Bucks County



We are pleased to provide you with a copy of the 2022 County Caseload Display pages. They can also be viewed on the AOPC webpage at www.pacourts.us in the *News & Statistics* section under *Research & Statistics*.

Should you have any questions or comments, please do not hesitate to contact me at 717.231.3300.

Sincerely,

A handwritten signature in black ink, appearing to read "Sasanka", is written over a horizontal line. The signature is fluid and cursive.

Sasanka Adikari, Ph.D.
Data Scientist
Department of Research and Statistics

Table of Contents

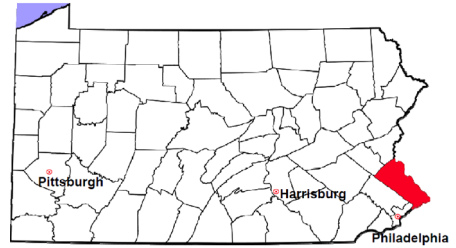
CPCMS Criminal	Page 1
CPCMS Criminal - New Cases by Case Type.....	Page 2
Civil.....	Page 3
Civil - Docketed Cases Listed by Case Type.....	Page 4
Protection From Abuse	Page 5
Spousal & Child Support and Paternity	Page 6
Custody/Partial Custody/Visitation.....	Page 7
Divorce	Page 8
Juvenile Dependency - Active Dependent Inventory	Page 9
Juvenile Dependency - Adjudicated Dependent Inventory	Page 10
Juvenile Delinquency - Cases Pending Disposition.....	Page 11
Juvenile Delinquency - New Cases by Case Type	Page 12
Juvenile Delinquency - Formal Dispositions	Page 13
Juvenile Delinquency - Informal Dispositions	Page 14
Accounts.....	Page 15
Adoptions.....	Page 16
Relinquishments/Terminations	Page 17
Appointment of Guardians	Page 18
Jury Yield and Utilization	Page 19
Problem Solving Courts.....	Pages 20-21

Bucks County

2022 Population estimate: 645,054

Class of County: 2A

No. of Common Pleas Court Judgeships: 15



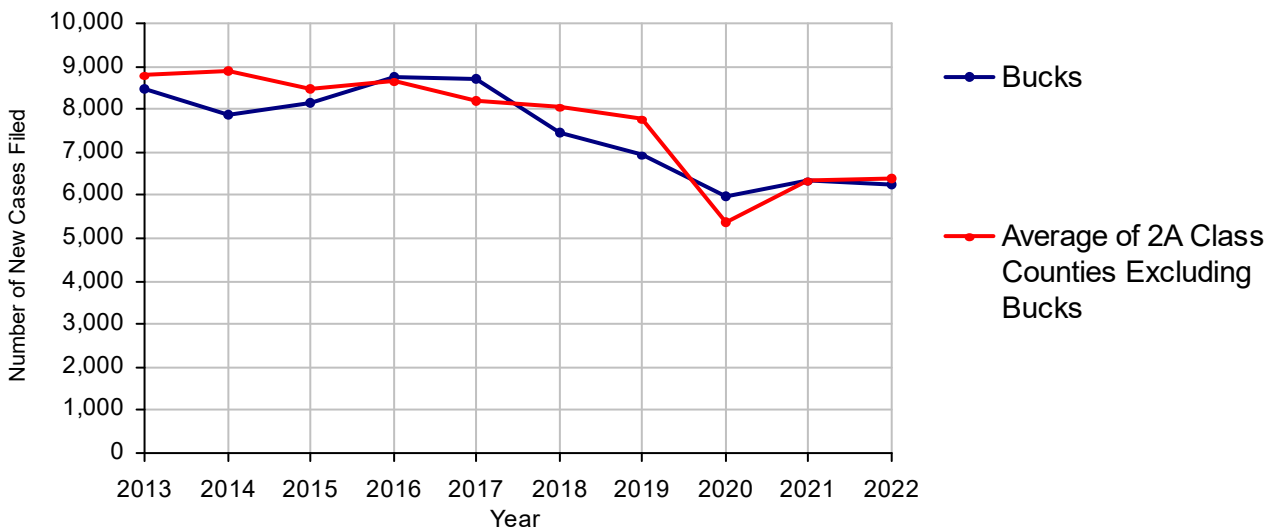
2022 Criminal	No. of Cases
Cases Pending 1/1/2022	3,740
New Cases Filed in 2022	6,246
Reopened Cases	1,120
Cases Available for Processing	11,106
Processed by:	
Withdrawn/Dismissed	581 6.9%
Diversionsary Disposition*	1,313 15.6%
Guilty Plea	5,203 62.0%
Non-Jury Trial	73 0.9%
Jury Trial	33 0.4%
Inactive	1,081 12.9%
Other	114 1.4%
Total Cases Processed	8,398 100.0%
Cases Pending 12/31/2022	2,708
Cases Awaiting Sentencing	607

Age of Pending Cases as of 12/31/2022		
0-60 Days	993	36.7%
61-120 Days	811	29.9%
121-180 Days	322	11.9%
181-240 Days	153	5.6%
241-300 Days	88	3.2%
301-360 Days	66	2.4%
Over 360 Days	275	10.2%
Total	2,708	100.0%

Data provided by CPCMS

* Includes other diversionsary programs such as Veterans Court.

Criminal New Cases, 2013-2022



Bucks County

2022 Population: 645,054
 Class of County: 2A
 No. of Common Pleas Judgeships: 15

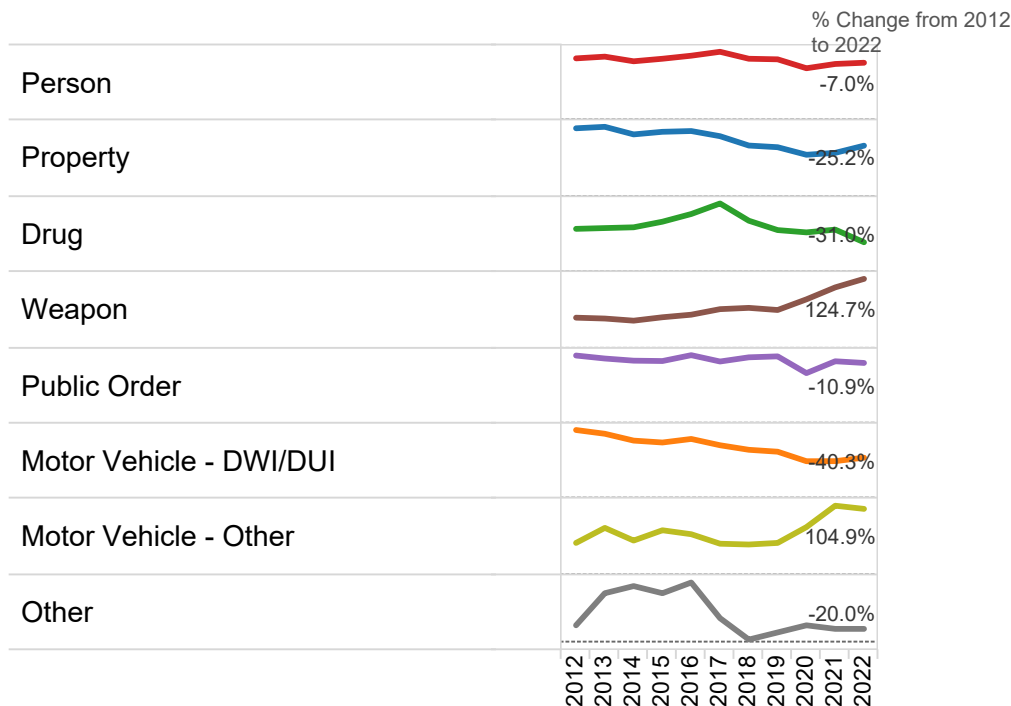


2022 Criminal - New Cases by Offense Type

Case Type	Felony	Misdemeanor	Summary	Total	
Person	278	514	2	794	12.7%
Property	853	903	2	1,758	28.1%
Drug	141	1,074	0	1,215	19.5%
Weapon	106	58	0	164	2.6%
Public Order	127	370	11	508	8.1%
Motor Vehicle - DWI/DUI	72	1,647	0	1,719	27.5%
Motor Vehicle - Other	4	79	1	84	1.3%
Other	4	0	0	4	0.1%
Total	1,585	4,645	16	6,246	100.0%
	25.4%	74.4%	0.3%	100.0%	

Data provided by CPCMS

Criminal New Cases by Offense Type, 2012-2022

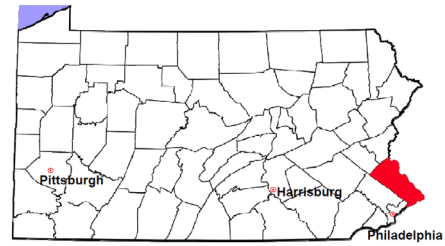


Bucks County

2022 Population estimate: 645,054

Class of County: 2A

No. of Common Pleas Court Judgeships: 15

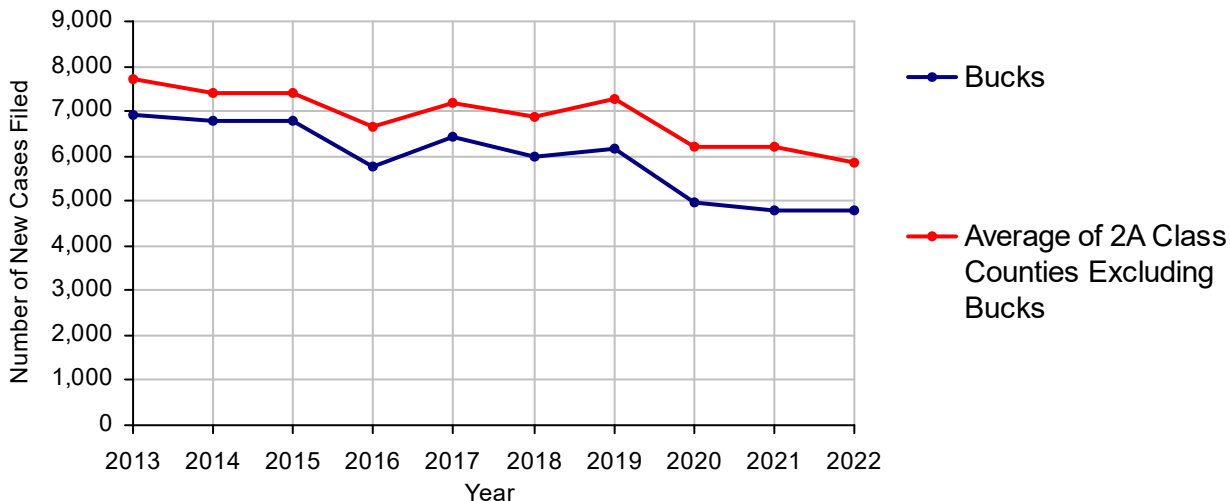


2022 Civil	Civil Action	Other	Total
Cases Pending 1/1/2022	5,118	1,273	6,391 (R)
Docketed Cases	3,063	1,720	4,783
Arbitration Appeals	72	6	78
Transferred In	67	8	75
Returned to Active	0	0	0
Cases Available for Processing	8,320	3,007	11,327
Processed By:			
Default Judgments	680	340	1,020
Cases Decided by Arbitration Board	239	8	247
Dispositive Motions	0	0	0
Settlements	217	3	220
Moved to Inactive Status	0	0	0
Transferred/Withdrawn	2,188	395	2,583
Dismissed/Discontinued	65	0	65
Administrative Purge	203	163	366
Other	249	616	865
Jury Trial	14	0	14
Non-Jury Trial	23	34	57
Total Cases Processed	3,878	1,559	5,437
Cases Pending 12/31/2022	4,442	1,448	5,890

Age of Pending Cases as of 12/31/2022 (Civil Action Only)		
0-6 months	1,408	31.7%
7-12 months	783	17.6%
13-18 months	568	12.8%
19-24 months	425	9.6%
25-30 months	342	7.7%
31-36 months	263	5.9%
37-42 months	258	5.8%
43-48 months	182	4.1%
49-54 months	96	2.2%
55-60 months	45	1.0%
61-66 months	26	0.6%
67-72 months	8	0.2%
Over 72 months	38	0.9%
Total	4,442	100.0%

(R) - Revised

Docketed Cases, 2013-2022

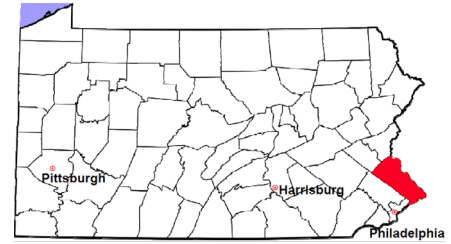


Bucks County

2022 Population estimate: 645,054

Class of County: 2A

No. of Common Pleas Court Judgeships: 15



2022 Civil - Docketed Cases Listed by Case Type

TORT 947 19.8%

(does not include mass tort)

Intentional	24
Malicious Prosecution	1
Motor Vehicle	567
Nuisance	4
Premise Liability	175
Product Liability	8
Slander/Libel/Defamation	6
Other	162

MASS TORT 8 0.2%

Asbestos	6
Tobacco	0
Toxic Tort - DES	0
Toxic Tort - Implant	0
Toxic Waste	0
Other	2

PROFESSIONAL LIABILITY 71 1.5%

Dental	6
Legal	5
Medical Malpractice	45
Other	15

CONTRACT 1,947 40.7%

(does not include judgments)

Buyer Plaintiff	107
Debt Collection: Credit Card	776
Debt Collection: Other	803
Employment Dispute: Discrimination	5
Employment Dispute: Other	18
Other	238

Of the Docketed Cases:

Pro Se Filings: 271 5.7% Class Action Suits 3 0.1% MDJ Appeals: 244 5.1%

*Civil Other

REAL PROPERTY 905 18.9%

Ejectment*	72
Eminent Domain/Condemnation*	17
Ground Rent	0
Landlord/Tenant Dispute	90
Mortgage Foreclosure:	
Residential*	586
Commercial*	8
Partition of Real Property*	27
Quiet Title*	17
Other*	88

CIVIL APPEALS 478 10.0%

- Administrative Agencies

Board of Assessment*	3
Board of Elections*	70
Dept. of Transportation*	181
Zoning Board*	33
Statutory Appeal - Other*	18
Other*	173

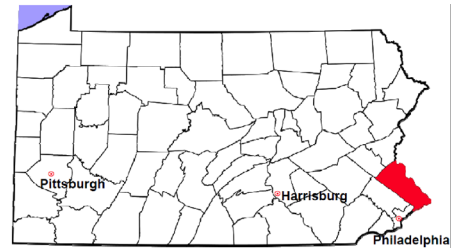
MISCELLANEOUS 427 8.9%

Common Law/	
Statutory Arbitration*	3
Declaratory Judgment*	20
Mandamus*	4
Non-Domestic Relations	
Restraining Order*	3
Quo Warranto*	0
Replevin*	19
Other*	378

TOTAL DOCKETED CASES: 4,783 100.0%

Bucks County

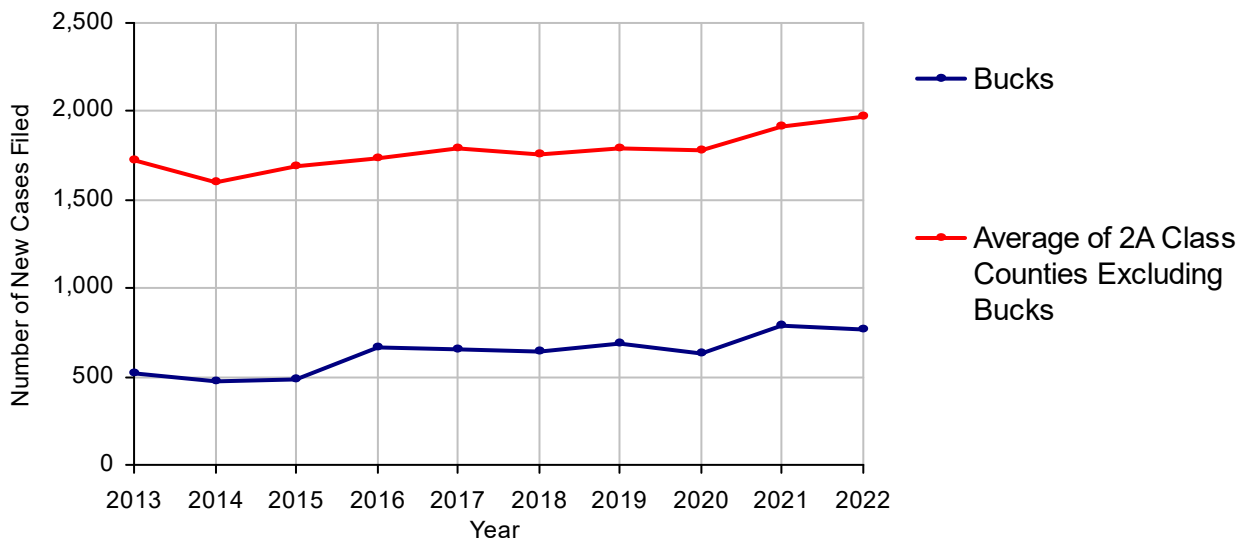
2022 Population estimate: 645,054
 Class of County: 2A
 No. of Common Pleas Court Judgeships: 15



2022 Protection From Abuse

	No. of Petitions	
Cases Pending 1/1/2022	5	
New Cases Filed in 2022	771	
<i>Of these, Petitions Requesting Temporary Orders: 743 (96.4%)</i>		
<i>Temporary Orders DENIED: 163 (21.9%), Temporary Orders GRANTED: 580 (78.1%)</i>		
Cases Available for Processing	776	
Processed By:		
Temporary Order DENIED After Ex Parte Hearing and No Evidentiary Hearing Scheduled	0	
Temporary Order DISMISSED After Evidentiary Hearing and No Final Order Entered	2	0.3%
Final Order DENIED After Evidentiary Hearing Before a Judge or a Judicial Officer	107	13.9%
Final Order GRANTED After Evidentiary Hearing Before a Judge or a Judicial Officer	147	19.1%
Plaintiff Did Not Appear For Evidentiary Hearing	78	10.2%
Final Order by STIPULATION OR AGREEMENT Between the Parties	177	23.0%
Petition WITHDRAWN by Plaintiff	255	33.2%
TRANSFERRED to Another Jurisdiction	0	
Other	2	0.3%
Cases Processed	768	100.0%
Cases Pending 12/31/2022	8	

PFA New Cases Filed, 2013-2022

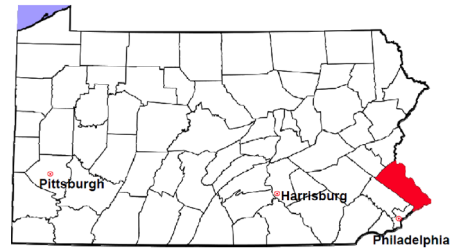


Bucks County

2022 Population estimate: 645,054

Class of County: 2A

No. of Common Pleas Court Judgeships: 15



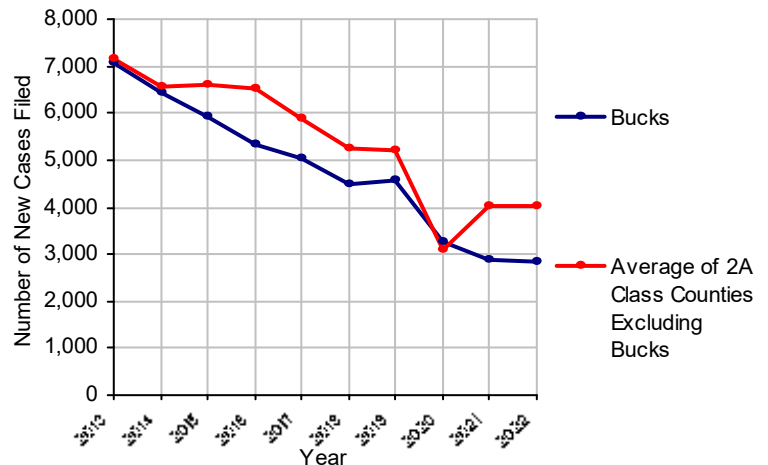
2022 Spousal & Child Support	No. of Petitions
Cases Pending 1/1/2022	702
New Cases Filed in 2022	2,833
Dockets Transferred In (+)	25
Dockets Transferred Out (-)	52
Cases Available for Processing	3,508
Processed By:	
Judge	551 18.2%
Intake Officer	2,475 81.8%
Hearing Officer	0
Other	1 <0.1%
Cases Processed	3,027 100.0%
Cases Pending 12/31/2022	481

Data provided by PACSES

2022 Paternity	No. of Cases
Acknowledgements Filed:	
Non-Domestic Relations Section	351 80.0%
During Conference	76 17.3%
Non-Stipulated (post genetic test)	1 0.2%
Pre-Trial Conference	11 2.5%
Total	439 100.0%
Established:	
Stipulated by Genetic Tests	35 23.5%
Default - Father Failed to Appear	8 5.4%
Adjudication by Court Proceeding	5 3.4%
Out of State	101 67.8%
Total	149 100.0%
Cases Pending 12/31/2022	97

Data provided by PACSES

Spousal & Child Support New Cases Filed, 2013-2022



DEFINITIONS:

ACKNOWLEDGEMENTS FILED:

NON-DOMESTIC RELATIONS SECTION: The voluntary Acknowledgement of Paternity by the alleged father.

DURING CONFERENCE: The alleged father signed the Acknowledgement of Paternity-Waiver of Trial (PE-010) at the initial child support conference.

NON-STIPULATED (POST GENETIC TEST): The alleged father signed the Acknowledgement of Paternity-Waiver of Trial after genetic tests were conducted and resulted in the alleged father being determined to be the biological father.

PRE-TRIAL CONFERENCE: The alleged father signed the Acknowledgement of Paternity-Waiver of Trial at the pre-trial conference.

ESTABLISHED:

STIPULATED BY GENETIC TESTS: The alleged father requested genetic tests and signed a stipulation that if the test results had a 99% or higher probability of paternity then the alleged father would be stipulated as the biological father of the child.

DEFAULT - FATHER FAILED TO APPEAR: The alleged father failed to appear after being served for either a support conference, hearing, or genetic test and a default paternity order was entered by the court.

ADJUDICATION BY COURT PROCEEDING: The alleged father was determined to be the biological father of the child through a court proceeding.

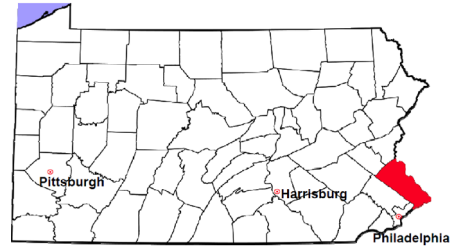
OUT OF STATE: Paternity was established in another state, "Out of state only".

Bucks County

2022 Population Estimate: 645,054

Class of County: 2A

No. of Common Pleas Court Judgeships: 15

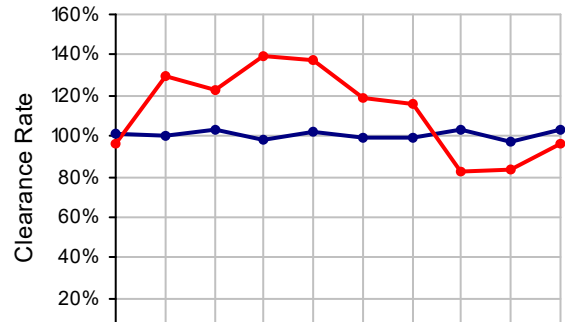


2022 Custody/Partial Custody/Visitation

No. of Petitions

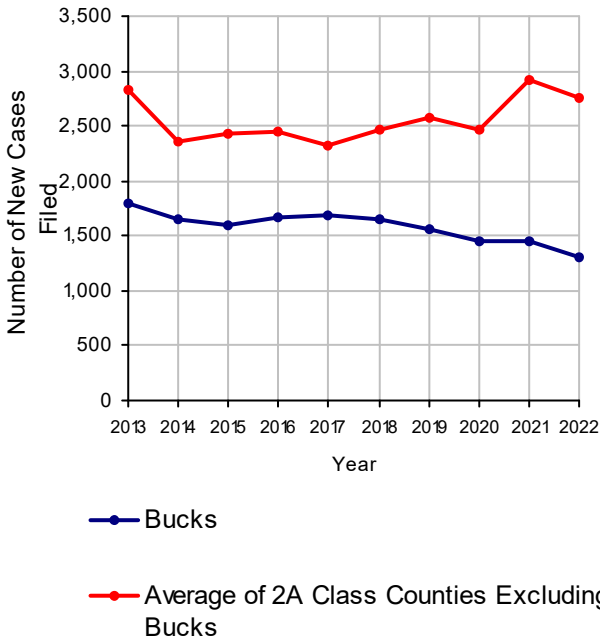
Cases Pending 1/1/2022	191
New Cases Filed in 2022	1,308
Cases Available for Processing	1,499
Processed By:	
Judge	697 51.8%
Non-Judicial Officer	447 33.2%
Administrative Review/Purge	0
Other	202 15.0%
Cases Processed	1,346 100.0%
Cases Pending 12/31/2022	153

Clearance Rate, 2013-2022

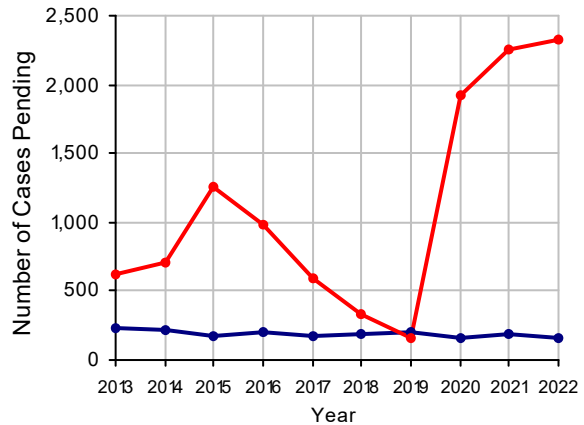


Note: Clearance Rate = Cases Processed / New Cases Filed

Custody/Partial Custody/Visitation New Cases Filed, 2013-2022



Cases Pending at the End of Year, 2013-2022

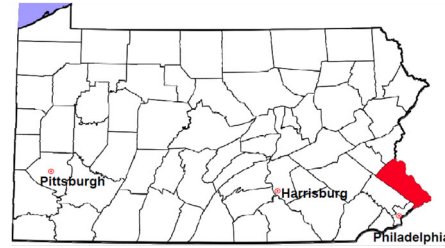


Bucks County

2022 Population estimate: 645,054

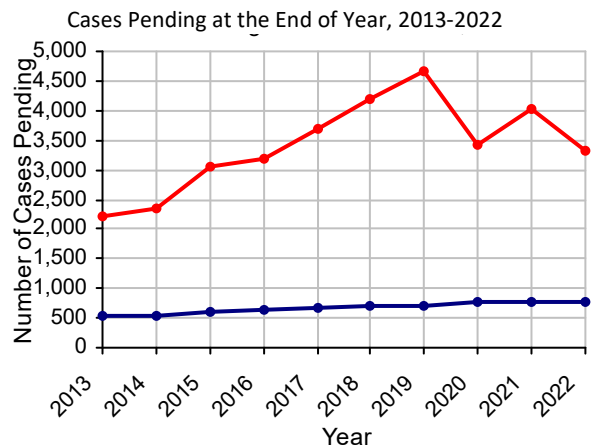
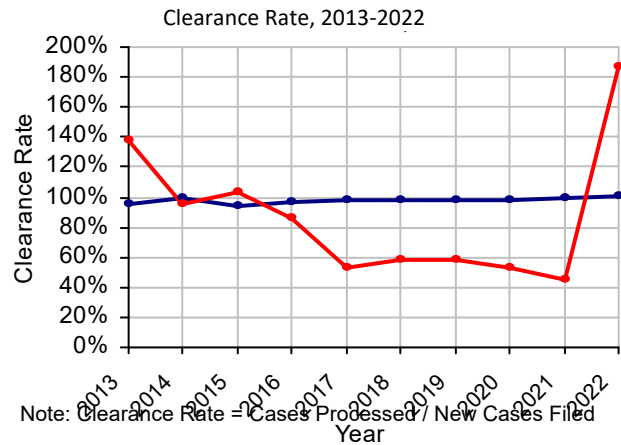
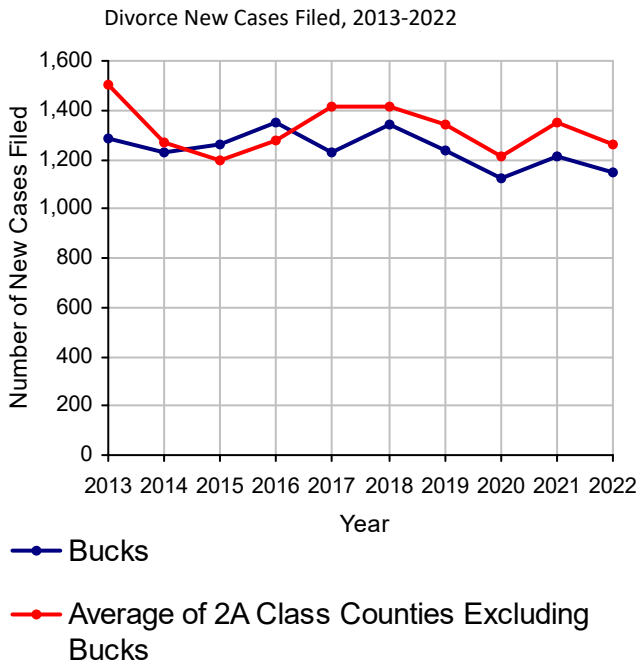
Class of County: 2A

No. of Common Pleas Court Judgeships: 15



2022 Divorce

	No. of Petitions	
Cases Pending 1/1/2022	770	
New Cases Filed in 2022	1,150	
Cases Available for Processing	1,920	
Processed By:		
Contested Before a Judge	12	1.0%
Contested Before a Non-Judicial Officer	78	6.7%
Uncontested	1,073	92.3%
Administrative Review/Purge	0	
Other	0	
Cases Processed	1,163	100.0%
Cases Pending 12/31/2022	757	

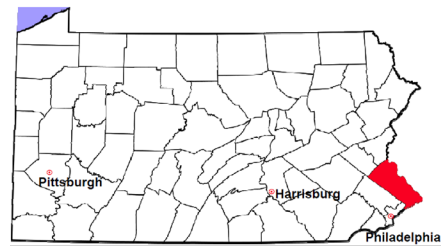


Bucks County

2022 Population estimate: 645,054

Class of County: 2A

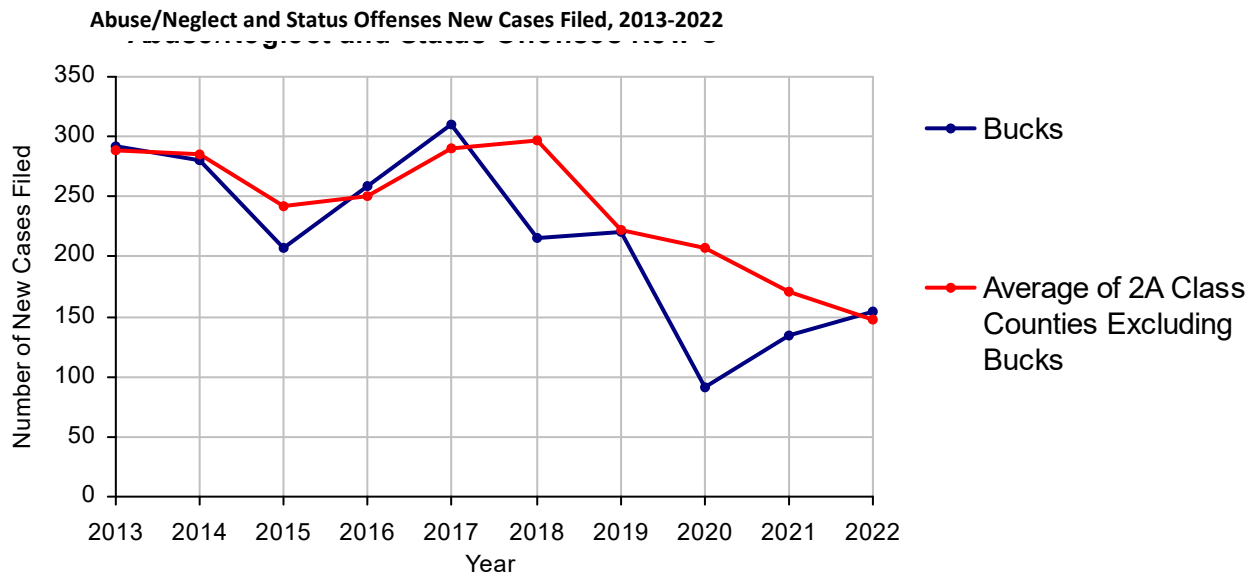
No. of Common Pleas Court Judgeships: 15



2022 Juvenile Dependency - Petitions Pending Adjudication

	Abuse/ Neglect	Status Offenses	Total
Cases Pending 1/1/2022	104	0	104
New Petitions Filed in 2022	154	0	154
Other	37	0	37
Total Petitions Available for Processing	295	0	295
Processed by:			
Adjudicated Dependent			
Judge	159	0	159
Juvenile Court Hearing Officer	0	0	0
Adjudicated NOT Dependent			
Judge	0	0	0
Juvenile Court Hearing Officer	0	0	0
Withdrawn/Dismissed/Transferred	24	0	24
Other	35	0	35
Total Petitions Processed	218	0	218
Cases Pending 12/31/2022	77	0	77

Data provided by CPCMS

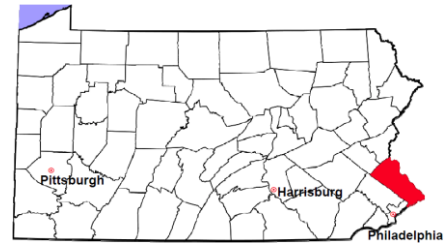


Bucks County

2022 Population estimate: 645,054

Class of County: 2A

No. of Common Pleas Court Judgeships: 15



2022 Juvenile Dependency - Adjudicated Dependent Inventory

	Abuse/ Neglect		Status Offenses		Total
Cases Pending 1/1/2022	239		0		239
New Adjudicated Dependent Cases	159		0		159
Other	2		0		2
Total Adjudicated Dependent Cases	400		0		400
<u>Court Supervision Terminated:</u>					
Family Reunification	29	20.1%	0		29 20.1%
Adoption	45	31.3%	0		45 31.3%
Placement with a Relative/Guardian	40	27.8%	0		40 27.8%
Aged Out	7	4.9%	0		7 4.9%
Other Permanency Outcomes*	10	6.9%	0		10 6.9%
Other**	13	9.0%	0		13 9.0%
Total Adjudicated Dependent Cases Terminated	144	100.0%	0	100.0%	144 100.0%
Cases Pending 12/31/2022	256		0		256

Data provided by CPCMS

* Other Permanency Outcomes include: adjudicated delinquent, death due to natural causes, emancipation, permanent living arrangement, and parent has come forward.

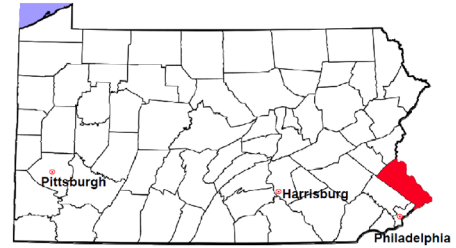
** Other includes cases where court supervision is terminated due to transfer out of jurisdiction, withdrawal and administrative closure.

Bucks County

2022 Population estimate: 645,054

Class of County: 2A

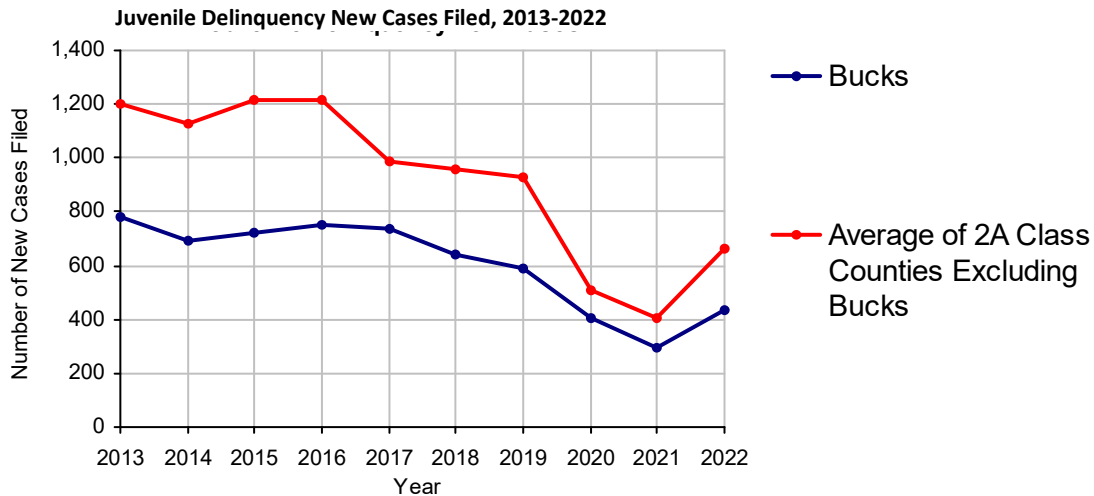
No. of Common Pleas Court Judgeships: 15



2022 Juvenile Delinquency - Cases Pending Disposition

Begin Pending	83
New Cases	436
Consent Decree Revoked	12
Informal Adjustment Program Revoked	0
Alternative Program Revoked	0
Warrant Returned	11
Other	24
Total Cases Available for Disposition	566
Warrant Issued	25
Disposed by:	
Adjudicated Delinquent by a Judge	189
Adjudicated Delinquent by a Juvenile Court Hearing Officer	0
Consent Decree Entered	96
Informal Adjustment Program Entered	54
Warned and Counseled (Pre-Petition)	0
Dismissed/Withdrawn/Transferred	61
Transferred to Criminal Court	0
Other	9
Total Cases Disposed	409
End Pending	132

Data provided by CPCMS



Bucks County

2022 Population: 645,054
 Class of County: 2A
 No. of Common Pleas Judgeships: 15

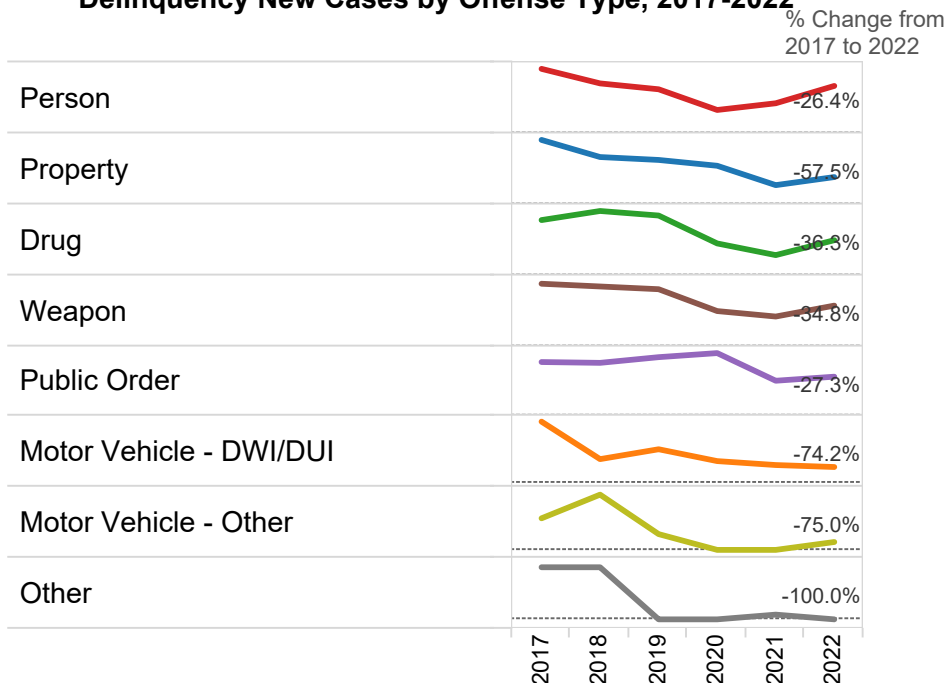


2022 Delinquency - New Cases by Offense Type

Case Type	Felony	Misdemeanor	Summary	Total	
Person	34	136	0	170	39.0%
Property	36	49	0	85	19.5%
Drug	5	104	0	109	25.0%
Weapon	0	15	0	15	3.4%
Public Order	1	38	9	48	11.0%
Motor Vehicle - DWI/DUI	0	8	0	8	1.8%
Motor Vehicle - Other	0	1	0	1	0.2%
Other	0	0	0	0	0.0%
Total	76	351	9	436	100.0%
	17.4%	80.5%	2.1%	100.0%	

Data provided by CPCMS

Delinquency New Cases by Offense Type, 2017-2022

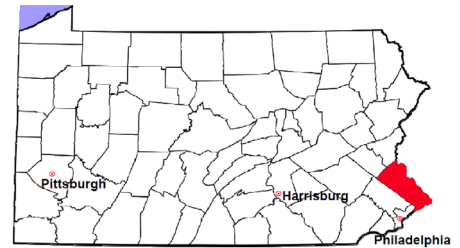


Bucks County

2022 Population estimate: 645,054

Class of County: 2A

No. of Common Pleas Court Judgeships: 15



2022 Juvenile Delinquency - Formal Dispositions

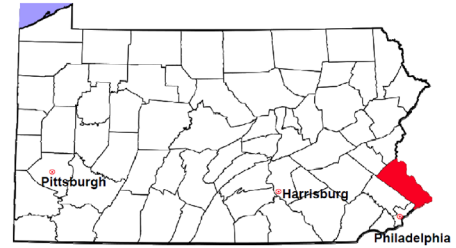
Begin Pending	296
Adjudicated Delinquent by a Judge	189
Adjudicated Delinquent by a Juvenile Court Hearing Officer	0
Warrant Returned	88
Other	13
Total Adjudicated Delinquent Cases	586
Warrant Issued	73
Court Supervision Terminated:	
Conditions Satisfied	161
Compelling Reasons	37
Reached Age 21	4
Transferred to Another Juvenile Court	3
Other	11
Total Adjudicated Delinquent Cases Terminated	216
End Pending	297

(R) - Revised

Data provided by CPCMS

Bucks County

2022 Population estimate: 645,054
 Class of County: 2A
 No. of Common Pleas Court Judgeships: 15

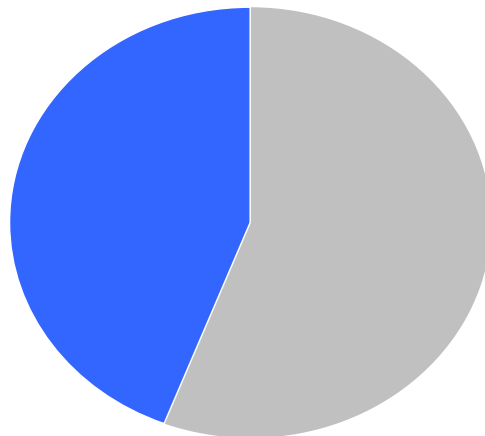


2022 Juvenile Delinquency - Informal Dispositions

Pending Consent Decrees	31
Pending Informal Adjustments	9
New Consent Decrees	96
New Informal Adjustments	54
Warrant Returned	0
Other	20
Cases Informally Disposed	210
Warrant Issued	2
Terminated by:	
Consent Decree Completed	51
Informal Adjustment Completed	33
Consent Decree Revoked	12
Informal Adjustment Program Revoked	0
Other	7
Total Informally Disposed Cases Terminated	103
End Pending	105

(R) - Revised
 Data provided by CPCMS

Informal Dispositions: **44%**



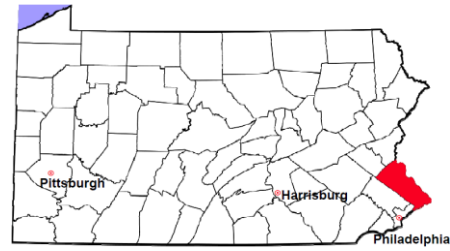
Delinquency Cases are disposed either formally, at a proceeding held before a judge or hearing officer, or informally without a proceeding. Informal dispositions include informal adjustments supervised by a juvenile probation officer; consent decrees agreed upon with the District Attorney after a petition is filed; or other pre-petition process by the juvenile probation department.

Bucks County

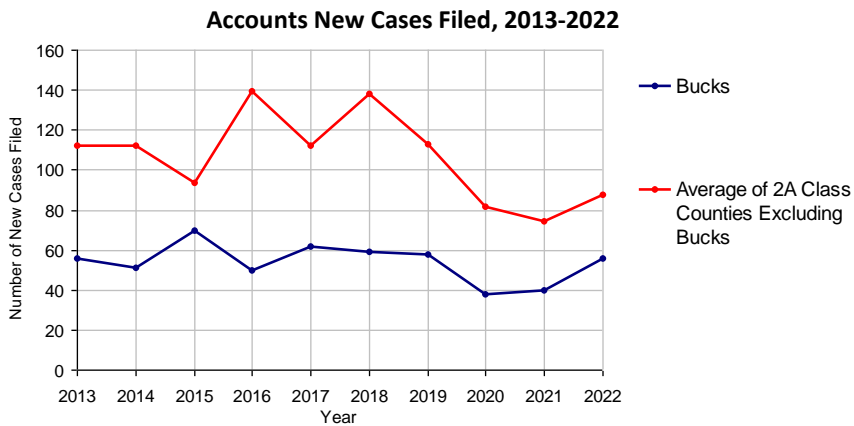
2022 Population estimate: 645,054

Class of County: 2A

No. of Common Pleas Court Judgeships: 15

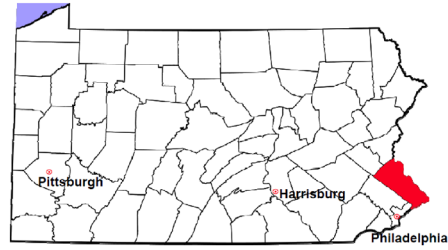


2022 Accounts	No. of Cases	
Cases Pending 1/1/2022	51	
New Cases Filed in 2022	56	
Cases Available for Processing	107	
Processed By:		
Contested before a Judge	10	20.4%
Contested before a Non-Judicial Officer	0	
Uncontested	35	71.4%
Other	4	8.2%
Cases Processed	49	100.0%
Cases Pending 12/31/2022	58	



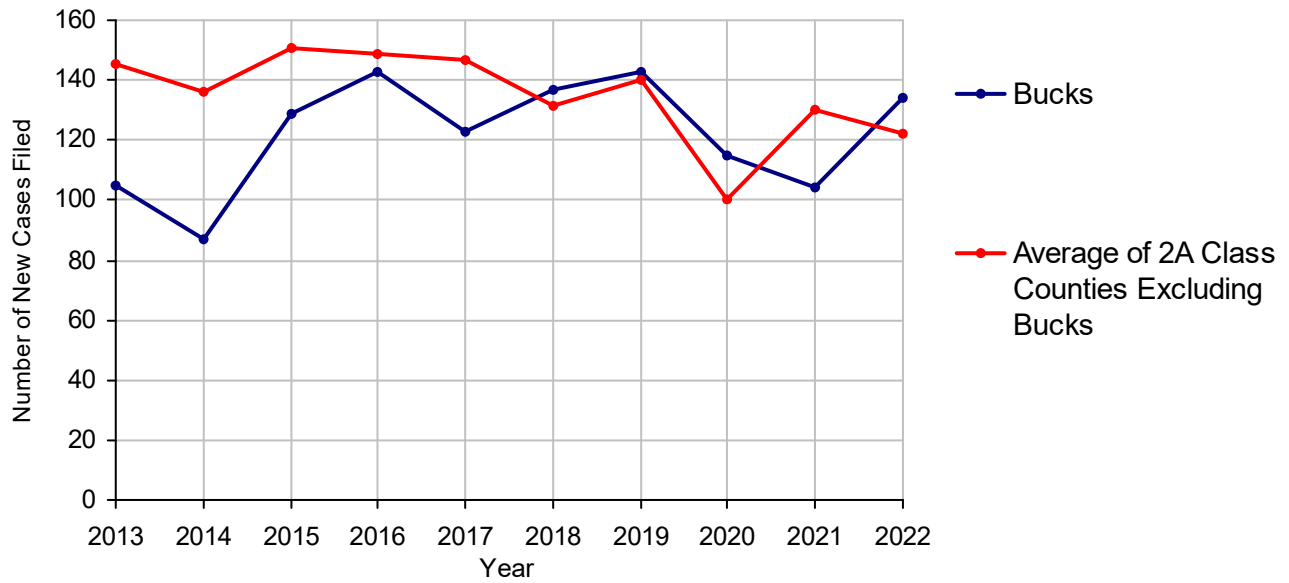
Bucks County

2022 Population estimate: 645,054
 Class of County: 2A
 No. of Common Pleas Court Judgeships: 15



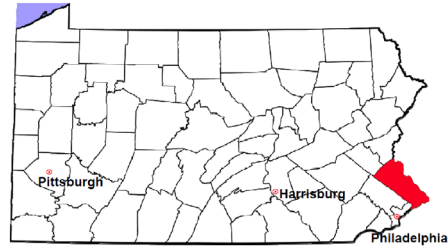
2022 Adoptions		No. of Cases	
Cases Pending 1/1/2022		14	
New Cases Filed in 2022		134	
Cases Available for Processing		148	
Processed By:			
Contested before a Judge	Granted	0	
	Denied	0	
Uncontested	Granted	123	98.4%
	Denied	0	
Other		2	1.6%
Cases Processed		125	100.0%
Cases Pending 12/31/2022		23	

Adoptions New Cases Filed, 2013-2022



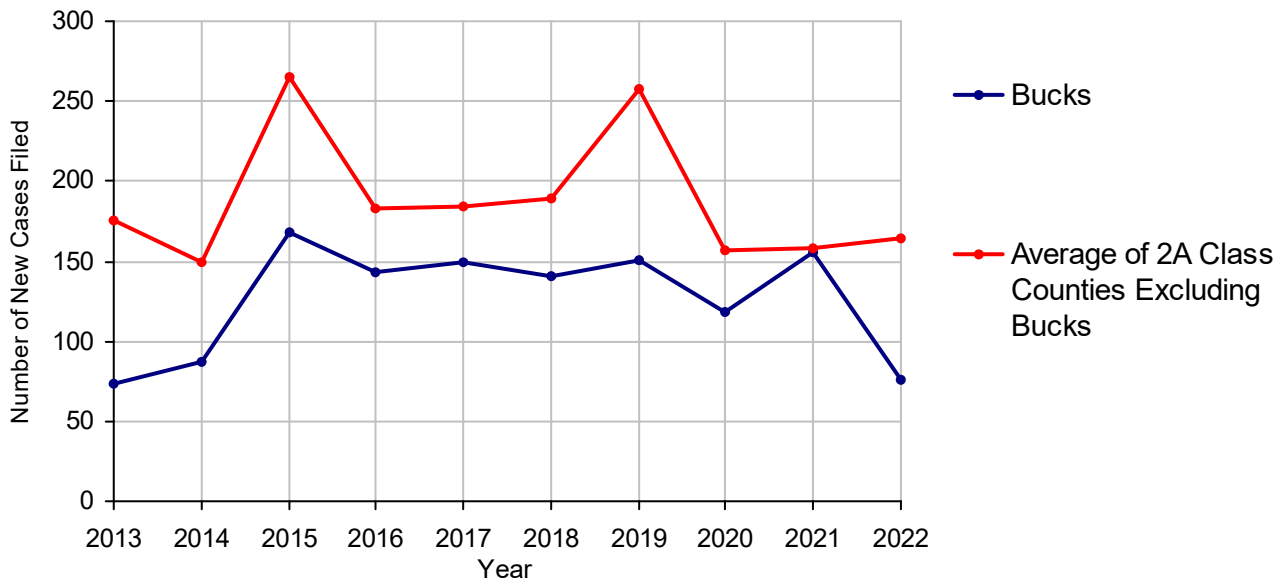
Bucks County

2022 Population estimate: 645,054
 Class of County: 2A
 No. of Common Pleas Court Judgeships: 15



2022 Relinquishments/Terminations	No. of Cases	
Cases Pending 1/1/2022	155	
New Cases Filed in 2022	76	
Cases Available for Processing	231	
Processed By:		
Contested before a Judge	18	17.0%
Uncontested	78	73.6%
Other	10	9.4%
Cases Processed	106	100.0%
Cases Pending 12/31/2022	125	

Relinquishments/Terminations New Cases Filed, 2013-2022

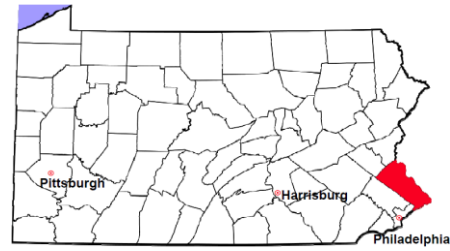


Bucks County

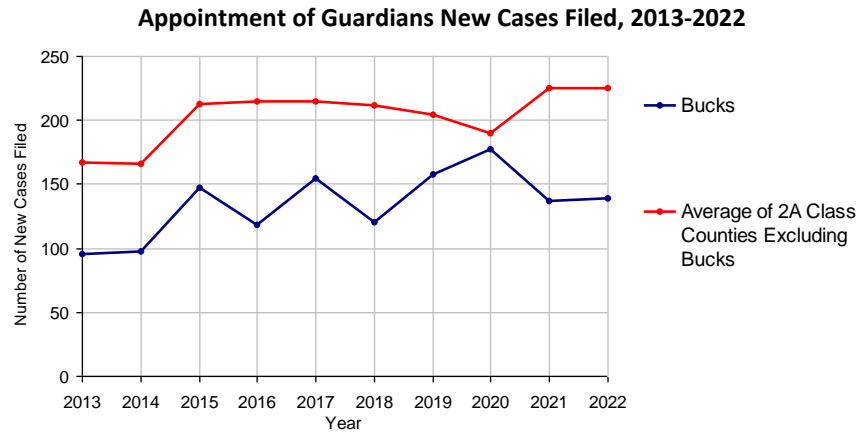
2022 Population estimate: 645,054

Class of County: 2A

No. of Common Pleas Court Judgeships: 15

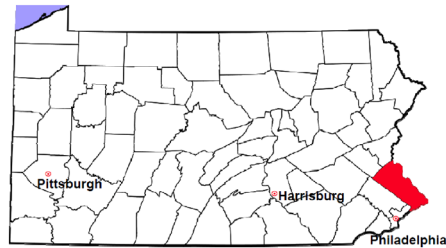


2022 Appointment of Guardians	No. of Cases
Cases Pending 1/1/2022	43
New Cases Filed in 2022	139
Cases Available for Processing	182
Processed By:	
Contested before a Judge	11 7.6%
Uncontested	123 84.8%
Other	11 7.6%
Cases Processed	145 100.0%
Cases Pending 12/31/2022	37



Bucks County

2022 Population estimate: 645,054
 Class of County: 2A
 No. of Common Pleas Court Judgeships: 15



2022 Jury Yield and Utilization

Jury Yield

Qualification Questionnaires/Summonses Mailed:	68,073	A		
Returned Undeliverable:	5,746	B	8.4%	Of Qualification Questionnaires/ Summonses Mailed
Not Responded to:	13,605	C	20.0%	
the Number of Prospective Jurors:				
Disqualified:	4,150	D	6.1%	
Exempted:	1,761	E	2.6%	
Excused:	17,557	F	25.8%	
Deferred to New Term:	6,875	G	10.1%	
Deferred from Previous Term:	4,324	H	6.4%	
Total Number of Qualified Jurors Available for Service:	22,703	I	33.4%	

$I = A - B - C - D - E - F - G + H$

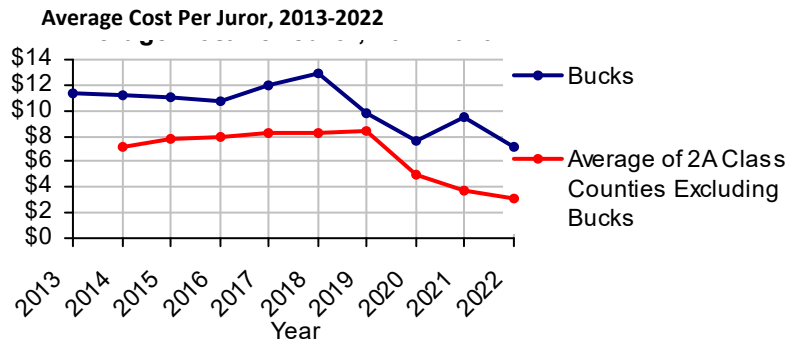
Jury Utilization

the Number of Jurors:			
Reporting for Service:	13,093	57.7%	Of Jurors Qualified and Available
Told Not to Report for Service:	6,403	28.2%	
Sent to Courtroom for Jury Selection (Voir Dire):	2,328	17.8%	Of Jurors Reporting for Service
Impaneled or Sworn (jurors/alternates):	607	4.6%	
Removed for Cause/Hardship:	520		
Removed by Peremptory Challenge:	558		
Number of Jury Trials Started:	50		
Pool Days:	115		
Zero Panel Days:	74	64.3%	(Of Pool Days)

Jury Costs

Total Annual Budget for Juror Operations:	\$482,877.00	J
Average Cost Per Juror:	\$7.09	K

$K = J/A$

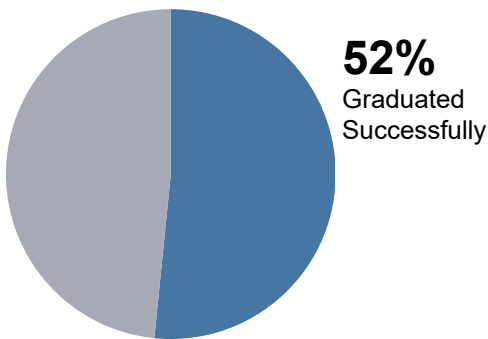


Bucks County


2022 Problem Solving Courts

31 Discharges

Of All Court Participants Discharged:



30 Admissions

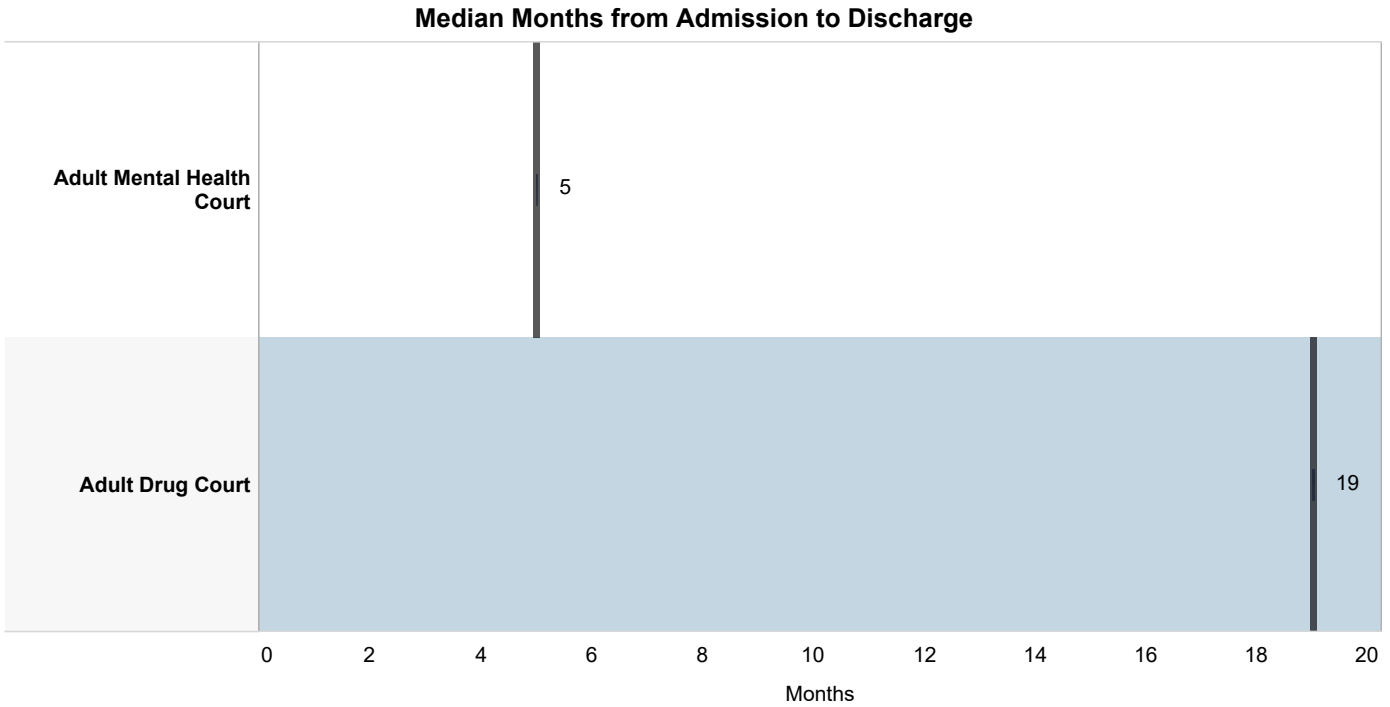


Discharge Reason

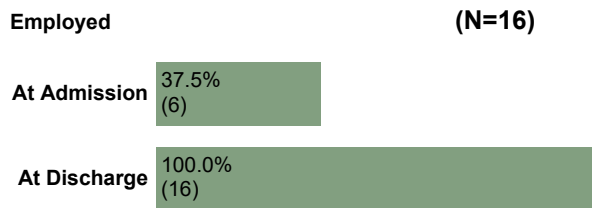
	Successfully Completed	Unsuccessful /Non-Compliant	Voluntarily Withdrew	Unsuccessful /Absconded	Other	Total Discharges
Adult Drug Court	16 (55.2%)	5 (17.2%)	1 (3.4%)	6 (20.7%)	1 (3.4%)	29 (100.0%)
Adult Mental Health Court			2 (100.0%)			2 (100.0%)

Bucks County

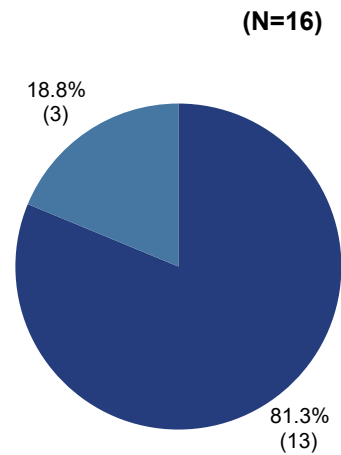
2022 Problem Solving Courts



Among successful graduates, there was a 167% increase in employment.



81% of the employed successful graduates were employed full time:



13% (4) of all participants have improved in **education level** at discharge.

■ Employed Full Time
■ Employed Part Time

DEPARTMENT OF RESEARCH & STATISTICS

KIM NIEVES, PH.D.

DIRECTOR

ANDREW GINDER, MPA

ASSISTANT DIRECTOR

YAN LIU, M.S.

SENIOR STATISTICAL ANALYST

SASANKA ADIKARI, PH.D

DATA SCIENTIST

AMANDA PEREIRA

RESEARCH ASSISTANT