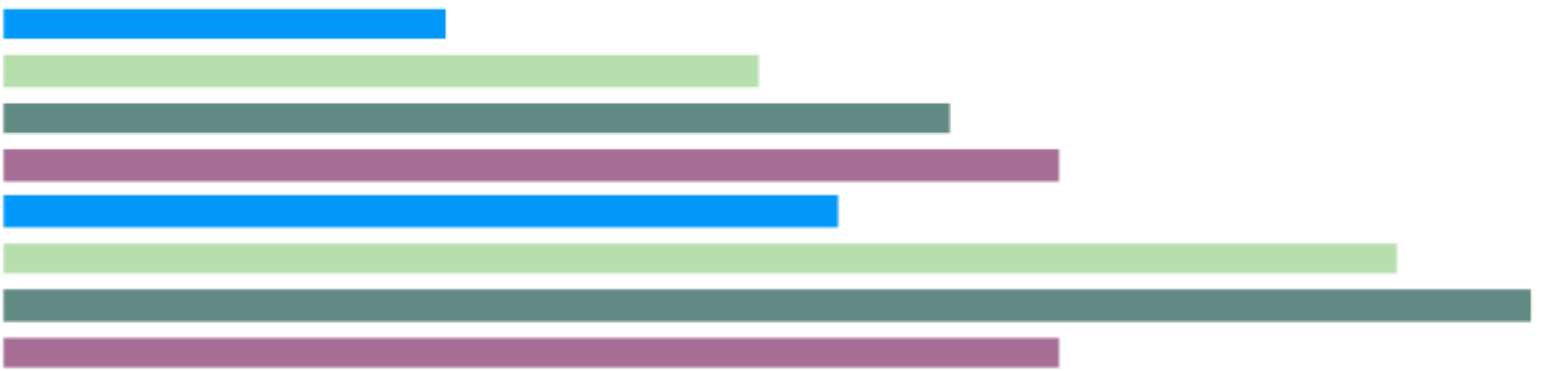
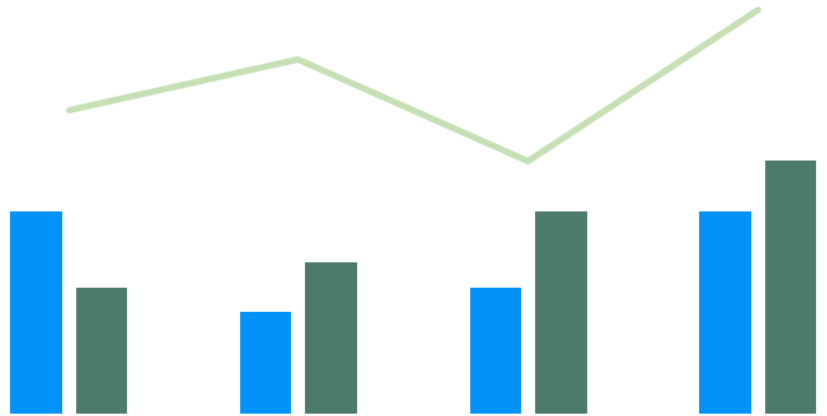


2022

Court of Common Pleas
Caseload Statistics for


Clearfield County



We are pleased to provide you with a copy of the 2022 County Caseload Display pages. They can also be viewed on the AOPC webpage at www.pacourts.us in the *News & Statistics* section under *Research & Statistics*.

Should you have any questions or comments, please do not hesitate to contact me at 717.231.3300.

Sincerely,

A handwritten signature in black ink, appearing to read "Sasanka Adikari", is written over a horizontal line. The signature is cursive and includes a small dot at the end of the last stroke.

Sasanka Adikari, Ph.D.
Data Scientist
Department of Research and Statistics

Table of Contents

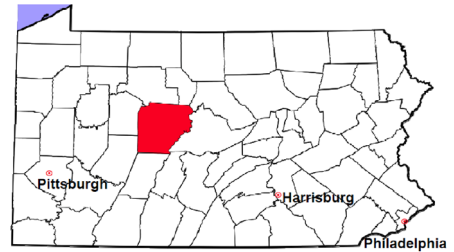
CPCMS Criminal	Page 1
CPCMS Criminal - New Cases by Case Type.....	Page 2
Civil.....	Page 3
Civil - Docketed Cases Listed by Case Type.....	Page 4
Protection From Abuse	Page 5
Spousal & Child Support and Paternity	Page 6
Custody/Partial Custody/Visitation.....	Page 7
Divorce	Page 8
Juvenile Dependency - Active Dependent Inventory	Page 9
Juvenile Dependency - Adjudicated Dependent Inventory	Page 10
Juvenile Delinquency - Cases Pending Disposition.....	Page 11
Juvenile Delinquency - New Cases by Case Type	Page 12
Juvenile Delinquency - Formal Dispositions	Page 13
Juvenile Delinquency - Informal Dispositions	Page 14
Accounts.....	Page 15
Adoptions.....	Page 16
Relinquishments/Terminations	Page 17
Appointment of Guardians	Page 18
Jury Yield and Utilization	Page 19

Clearfield County

2022 Population estimate: 77,904

Class of County: 6th

No. of Common Pleas Court Judgeships: 2



2022 Criminal	No. of Cases
---------------	--------------

Cases Pending 1/1/2022	695
New Cases Filed in 2022	1,075
Reopened Cases	74
Cases Available for Processing	1,844

Processed by:

Withdrawn/Dismissed	28	2.4%
Diversionsary Disposition*	153	13.0%
Guilty Plea	876	74.5%
Non-Jury Trial	4	0.3%
Jury Trial	18	1.5%
Inactive	80	6.8%
Other	17	1.4%
Total Cases Processed	1,176	100.0%

Cases Pending 12/31/2022 **668**

Cases Awaiting Sentencing 108

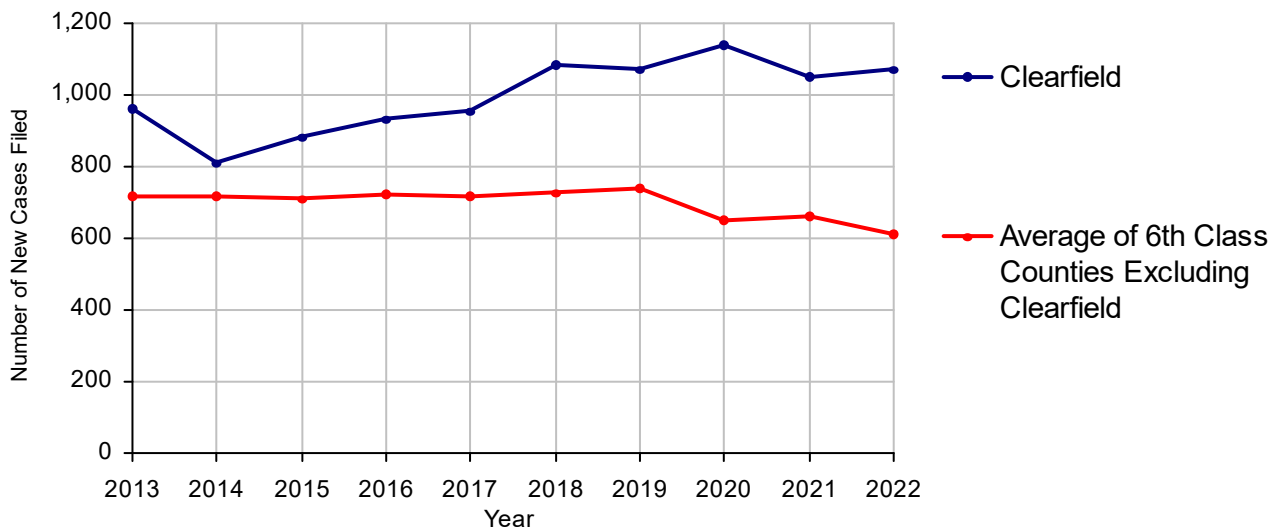
Data provided by CPCMS

* Includes other diversionsary programs such as Veterans Court.

Age of Pending Cases as of 12/31/2022		
---------------------------------------	--	--

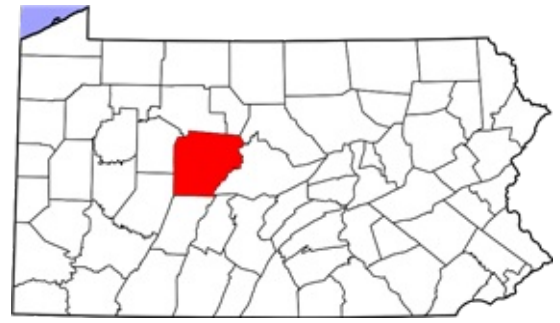
0-60 Days	159	23.8%
61-120 Days	143	21.4%
121-180 Days	112	16.8%
181-240 Days	88	13.2%
241-300 Days	36	5.4%
301-360 Days	30	4.5%
Over 360 Days	100	15.0%
Total	668	100.0%

Criminal New Cases, 2013-2022



Clearfield County

2022 Population: 77,904
 Class of County: 6th
 No. of Common Pleas Judgeships: 2

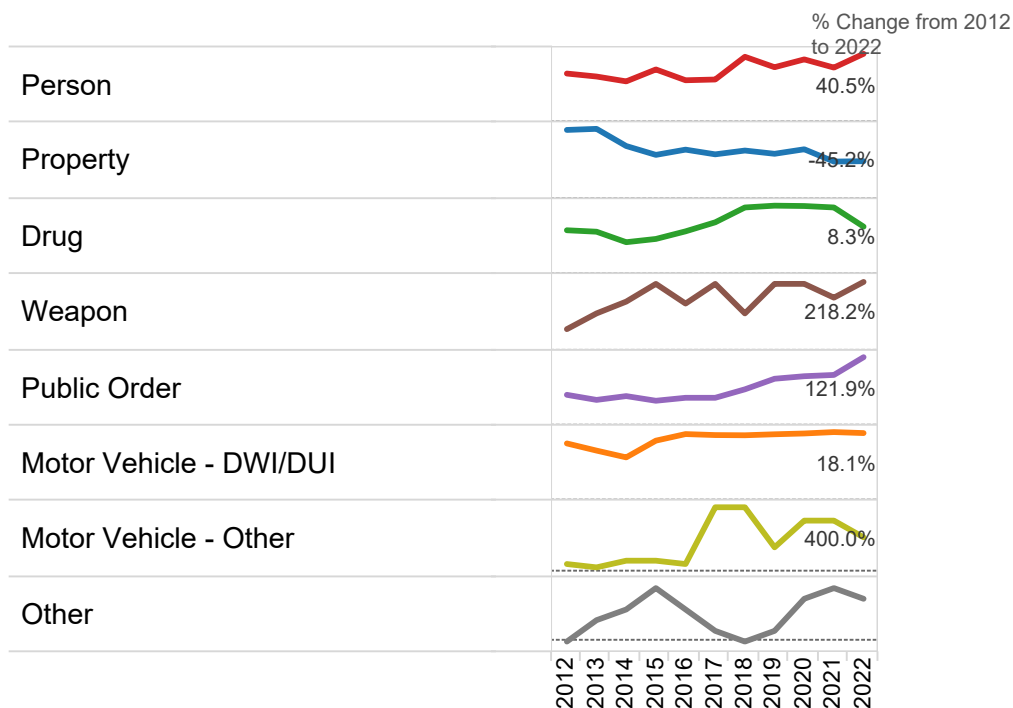


2022 Criminal - New Cases by Offense Type

Case Type	Felony	Misdemeanor	Summary	Total	
Person	81	102	1	184	17.1%
Property	110	100	0	210	19.5%
Drug	34	97	0	131	12.2%
Weapon	19	16	0	35	3.3%
Public Order	73	88	1	162	15.1%
Motor Vehicle - DWI/DUI	18	321	0	339	31.5%
Motor Vehicle - Other	0	10	0	10	0.9%
Other	4	0	0	4	0.4%
Total	339	734	2	1,075	100.0%
	31.5%	68.3%	0.2%	100.0%	

Data provided by CPCMS

Criminal New Cases by Offense Type, 2012-2022

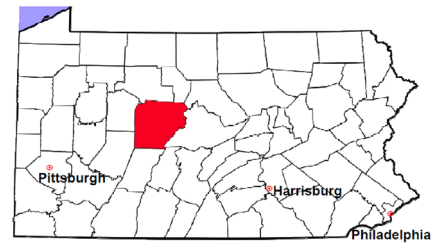


Clearfield County

2022 Population estimate: 77,904

Class of County: 6th

No. of Common Pleas Court Judgeships: 2

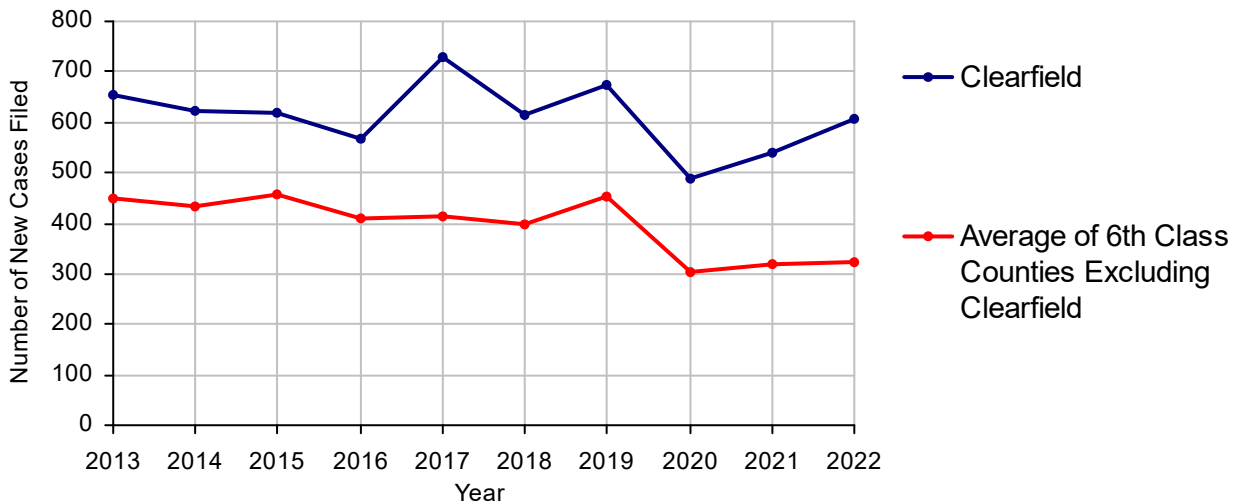


2022 Civil	Civil Action	Other	Total
Cases Pending 1/1/2022	472	1,378	1,850 (R)
Docketed Cases	301	307	608
Arbitration Appeals	0	0	0
Transferred In	1	6	7
Returned to Active	0	0	0
Cases Available for Processing	774	1,691	2,465
Processed By:			
Default Judgments	87	53	140
Cases Decided by Arbitration Board	6	0	6
Dispositive Motions	4	0	4
Settlements	62	12	74
Moved to Inactive Status	0	0	0
Transferred/Withdrawn	2	3	5
Dismissed/Discontinued	80	30	110
Administrative Purge	0	0	0
Other (O)	0	0	0
Jury Trial	0	0	0
Non-Jury Trial	4	0	4
Total Cases Processed	245	98	343
Cases Pending 12/31/2022	529	1,593	2,122

Age of Pending Cases as of 12/31/2022 (Civil Action Only)		
0-6 months	148	28.0%
7-12 months	51	9.6%
13-18 months	79	14.9%
19-24 months	62	11.7%
25-30 months	37	7.0%
31-36 months	10	1.9%
37-42 months	27	5.1%
43-48 months	37	7.0%
49-54 months	14	2.6%
55-60 months	9	1.7%
61-66 months	19	3.6%
67-72 months	12	2.3%
Over 72 months	24	4.5%
Total	529	100.0%

(R) - Revised

Docketed Cases, 2013-2022

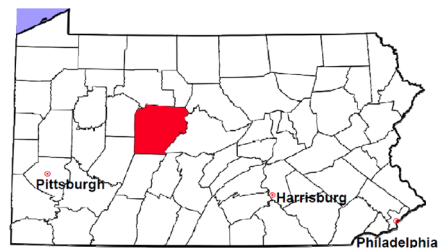


Clearfield County

2022 Population estimate: 77,904

Class of County: 6th

No. of Common Pleas Court Judgeships: 2



2022 Civil - Docketed Cases Listed by Case Type

TORT 55 9.0%

(does not include mass tort)

Intentional	1
Malicious Prosecution	0
Motor Vehicle	29
Nuisance	0
Premise Liability	10
Product Liability	1
Slander/Libel/Defamation	1
Other	13

MASS TORT 0

Asbestos	0
Tobacco	0
Toxic Tort - DES	0
Toxic Tort - Implant	0
Toxic Waste	0
Other	0

PROFESSIONAL LIABILITY 10 1.6%

Dental	0
Legal	0
Medical Malpractice	7
Other	3

CONTRACT 229 37.7%

(does not include judgments)

Buyer Plaintiff	3
Debt Collection: Credit Card	86
Debt Collection: Other	124
Employment Dispute: Discrimination	0
Employment Dispute: Other	3
Other	13

Of the Docketed Cases:

Pro Se Filings:	0	Class Action Suits	0	MDJ Appeals:	15 2.5%
-----------------	---	--------------------	---	--------------	---------

*Civil Other

REAL PROPERTY 173 28.5%

Ejectment*	14
Eminent Domain/Condemnation*	4
Ground Rent	1
Landlord/Tenant Dispute	6
Mortgage Foreclosure:	
Residential*	91
Commercial*	0
Partition of Real Property*	13
Quiet Title*	20
Other*	24

CIVIL APPEALS 42 6.9%

- Administrative Agencies

Board of Assessment*	1
Board of Elections*	1
Dept. of Transportation*	19
Zoning Board*	1
Statutory Appeal - Other*	1
Other*	19

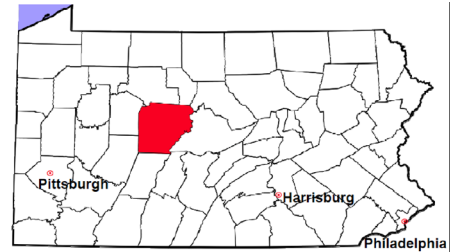
MISCELLANEOUS 99 16.3%

Common Law/	
Statutory Arbitration*	0
Declaratory Judgment*	7
Mandamus*	0
Non-Domestic Relations	
Restraining Order*	0
Quo Warranto*	0
Replevin*	3
Other*	89

TOTAL DOCKETED CASES: 608 100.0%

Clearfield County

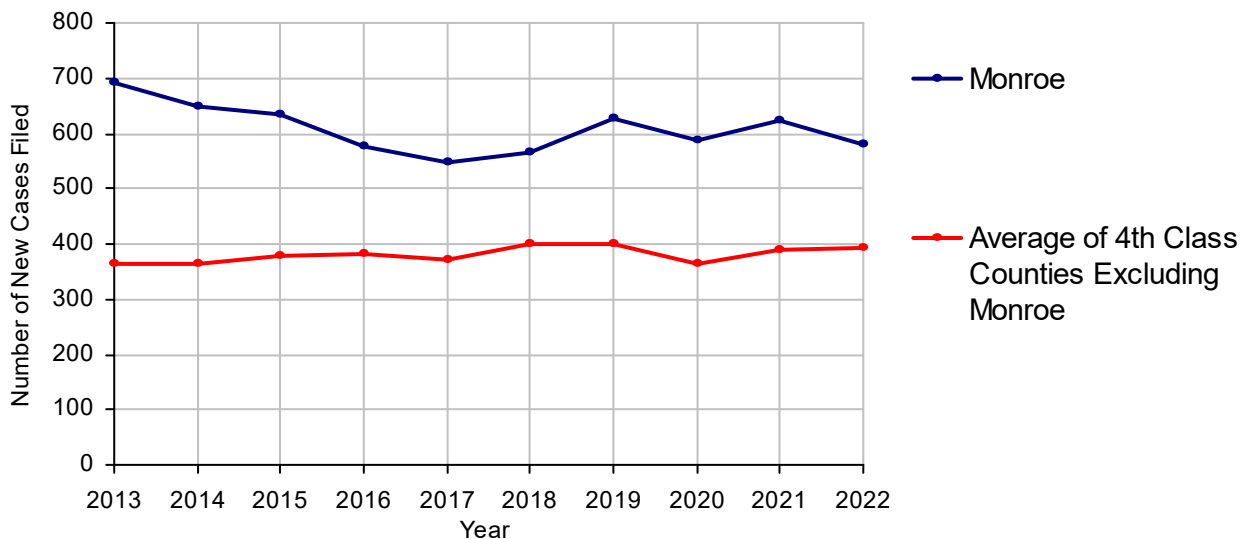
2022 Population estimate: 77,904
 Class of County: 6th
 No. of Common Pleas Court Judgeships: 2



2022 Protection From Abuse

	No. of Petitions
Cases Pending 1/1/2022	5
New Cases Filed in 2022	155
<i>Of these, Petitions Requesting Temporary Orders: 155 (100.0%)</i>	
<i>Temporary Orders DENIED: 1 (0.6%), Temporary Orders GRANTED: 154 (99.4%)</i>	
Cases Available for Processing	160
Processed By:	
Temporary Order DENIED After Ex Parte Hearing and No Evidentiary Hearing Scheduled	1 0.6%
Temporary Order DISMISSED After Evidentiary Hearing and No Final Order Entered	0
Final Order DENIED After Evidentiary Hearing Before a Judge or a Judicial Officer	8 5.2%
Final Order GRANTED After Evidentiary Hearing Before a Judge or a Judicial Officer	72 46.5%
Plaintiff Did Not Appear For Evidentiary Hearing	12 7.7%
Final Order by STIPULATION OR AGREEMENT Between the Parties	46 29.7%
Petition WITHDRAWN by Plaintiff	16 10.3%
TRANSFERRED to Another Jurisdiction	0
Other	0
Cases Processed	155 100.0%
Cases Pending 12/31/2022	5

PFA New Cases Filed, 2013-2022

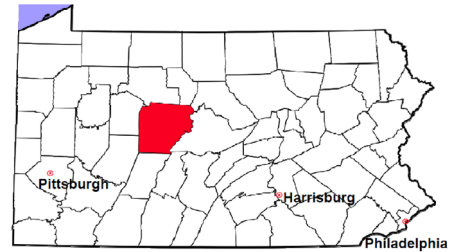


Clearfield County

2022 Population estimate: 77,904

Class of County: 6th

No. of Common Pleas Court Judgeships: 2



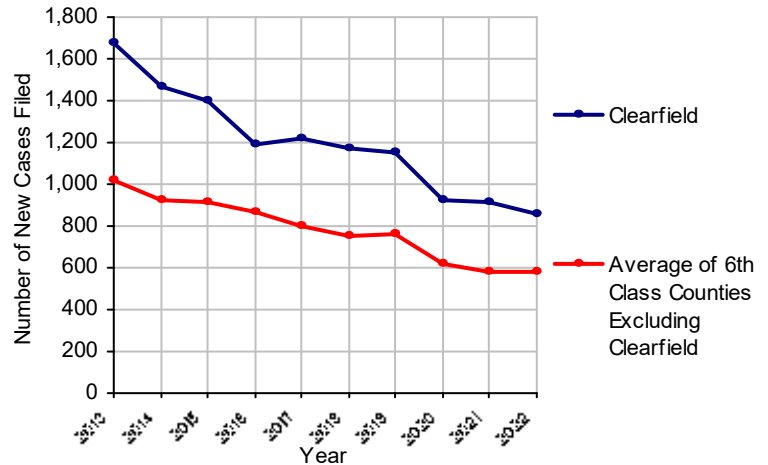
2022 Spousal & Child Support	No. of Petitions
Cases Pending 1/1/2022	90
New Cases Filed in 2022	854
Dockets Transferred In (+)	90
Dockets Transferred Out (-)	2
Cases Available for Processing	1,032
Processed By:	
Judge	24 2.6%
Intake Officer	909 97.3%
Hearing Officer	0
Other	1 0.1%
Cases Processed	934 100.0%
Cases Pending 12/31/2022	98

Data provided by PACSES

2022 Paternity	No. of Cases
Acknowledgements Filed:	
Non-Domestic Relations Section	100 86.2%
During Conference	11 9.5%
Non-Stipulated (post genetic test)	0
Pre-Trial Conference	5 4.3%
Total	116 100.0%
Established:	
Stipulated by Genetic Tests	10 37.0%
Default - Father Failed to Appear	11 40.7%
Adjudication by Court Proceeding	0
Out of State	6 22.2%
Total	27 100.0%
Cases Pending 12/31/2022	2

Data provided by PACSES

Spousal & Child Support New Cases Filed, 2013-2022



DEFINITIONS:

ACKNOWLEDGEMENTS FILED:

NON-DOMESTIC RELATIONS SECTION: The voluntary Acknowledgement of Paternity by the alleged father.
DURING CONFERENCE: The alleged father signed the Acknowledgement of Paternity-Waiver of Trial (PE-010) at the initial child support conference.
NON-STIPULATED (POST GENETIC TEST): The alleged father signed the Acknowledgement of Paternity-Waiver of Trial after genetic tests were conducted and resulted in the alleged father being determined to be the biological father.
PRE-TRIAL CONFERENCE: The alleged father signed the Acknowledgement of Paternity-Waiver of Trial at the pre-trial conference.

ESTABLISHED:

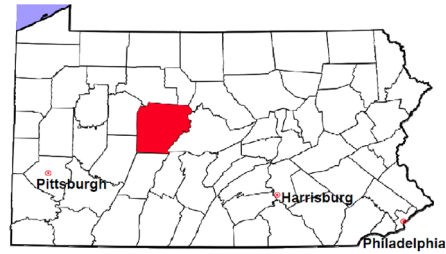
STIPULATED BY GENETIC TESTS: The alleged father requested genetic tests and signed a stipulation that if the test results had a 99% or higher probability of paternity then the alleged father would be stipulated as the biological father of the child.
DEFAULT - FATHER FAILED TO APPEAR: The alleged father failed to appear after being served for either a support conference, hearing, or genetic test and a default paternity order was entered by the court.
ADJUDICATION BY COURT PROCEEDING: The alleged father was determined to be the biological father of the child through a court proceeding.
OUT OF STATE: Paternity was established in another state, "Out of state only".

Clearfield County

2022 Population Estimate: 77,904

Class of County: 6th

No. of Common Pleas Court Judgeships: 2

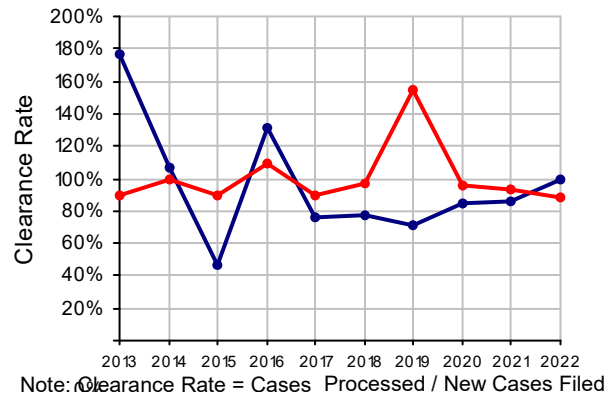


2022 Custody/Partial Custody/Visitation

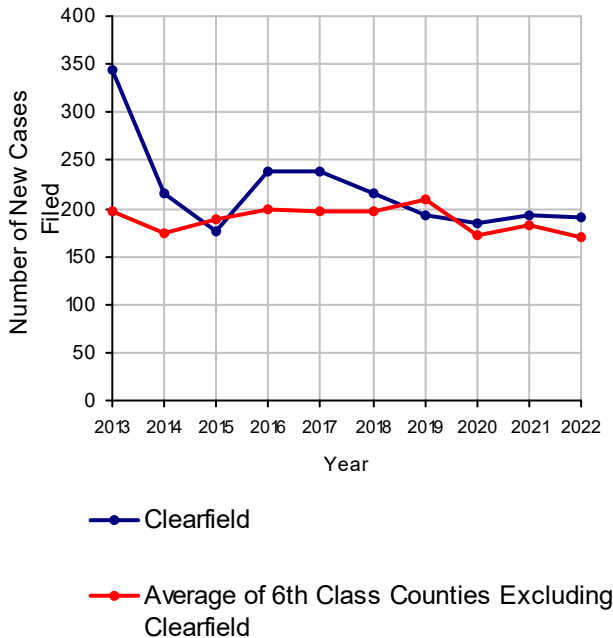
No. of Petitions

Cases Pending 1/1/2022	269
New Cases Filed in 2022	191
Cases Available for Processing	460
Processed By:	
Judge	40 21.2%
Non-Judicial Officer	149 78.8%
Administrative Review/Purge	0
Other	0
Cases Processed	189 100.0%
Cases Pending 12/31/2022	271

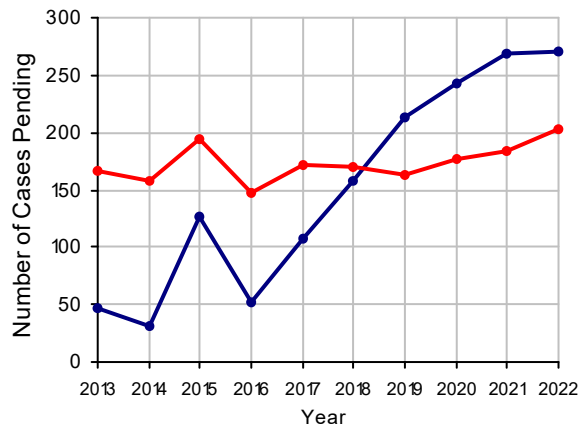
Clearance Rate, 2013-2022



Custody/Partial Custody/Visitation New Cases Filed, 2013-2022



Cases Pending at the End of Year, 2013-2022

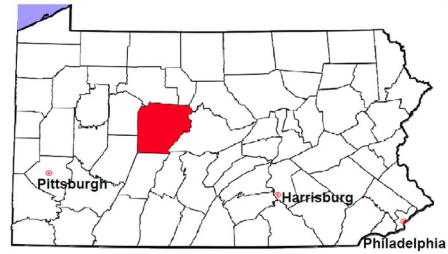


Clearfield County

2022 Population estimate: 77,904

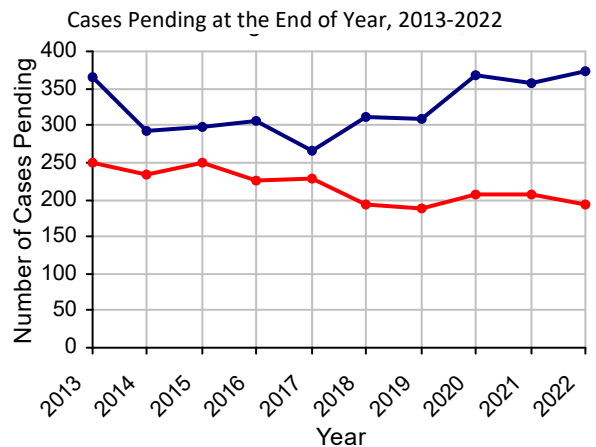
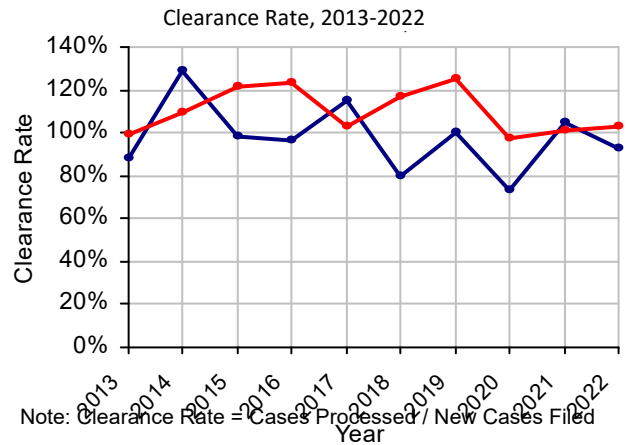
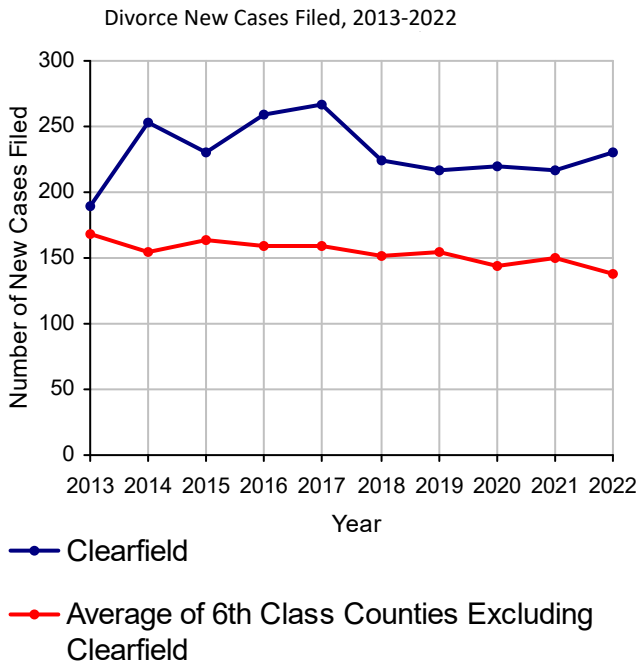
Class of County: 6th

No. of Common Pleas Court Judgeships: 2



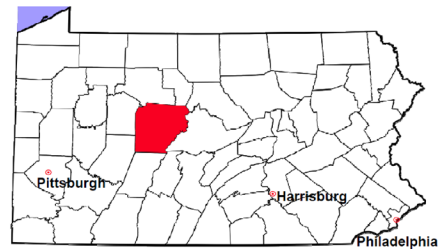
2022 Divorce

	No. of Petitions	
Cases Pending 1/1/2022	358	
New Cases Filed in 2022	231	
Cases Available for Processing	589	
Processed By:		
Contested Before a Judge	0	
Contested Before a Non-Judicial Officer	26	12.1%
Uncontested	189	87.9%
Administrative Review/Purge	0	
Other	0	
Cases Processed	215	100.0%
Cases Pending 12/31/2022	374	



Clearfield County

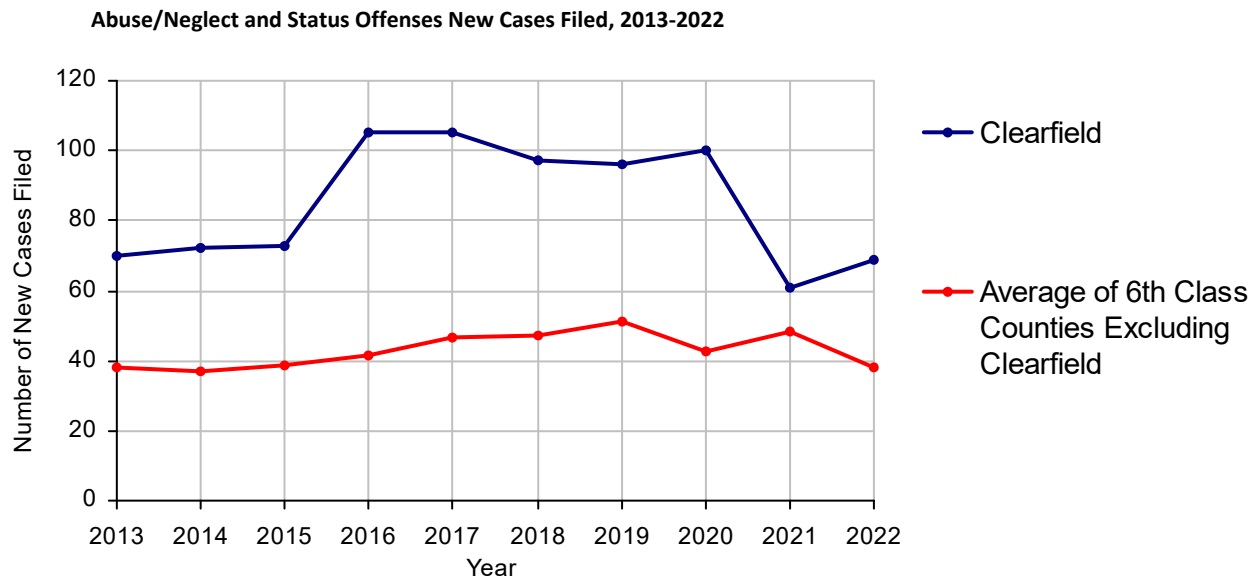
2022 Population estimate: 77,904
 Class of County: 6th
 No. of Common Pleas Court Judgeships: 2



2022 Juvenile Dependency - Petitions Pending Adjudication

	Abuse/ Neglect	Status Offenses	Total
Cases Pending 1/1/2022	18	1	19
New Petitions Filed in 2022	61	8	69
Other	7	1	8
Total Petitions Available for Processing	86	10	96
Processed by:			
Adjudicated Dependent			
Judge	43	9	52
Juvenile Court Hearing Officer	0	0	0
Adjudicated NOT Dependent			
Judge	0	0	0
Juvenile Court Hearing Officer	0	0	0
Withdrawn/Dismissed/Transferred	1	0	1
Other	12	0	12
Total Petitions Processed	56	9	65
Cases Pending 12/31/2022	30	1	31

Data provided by CPCMS

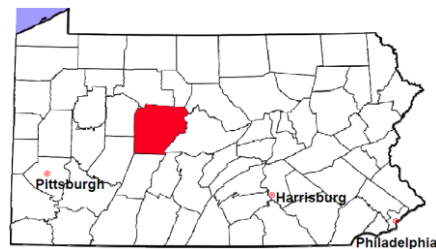


Clearfield County

2022 Population estimate: 77,904

Class of County: 6th

No. of Common Pleas Court Judgeships: 2



2022 Juvenile Dependency - Adjudicated Dependent Inventory

	Abuse/ Neglect	Status Offenses	Total
Cases Pending 1/1/2022	179	39	218
New Adjudicated Dependent Cases	43	9	52
Other	0	0	0
Total Adjudicated Dependent Cases	222	48	270

Court Supervision Terminated:

Family Reunification	15	37.5%	3	16.7%	18	31.0%
Adoption	14	35.0%	2	11.1%	16	27.6%
Placement with a Relative/Guardian	6	15.0%	8	44.4%	14	24.1%
Aged Out	2	5.0%	2	11.1%	4	6.9%
Other Permanency Outcomes*	0		0		0	
Other**	3	7.5%	3	16.7%	6	10.3%
Total Adjudicated Dependent Cases Terminated	40	100.0%	18	100.0%	58	100.0%
Cases Pending 12/31/2022	182		30		212	

Data provided by CPCMS

* Other Permanency Outcomes include: adjudicated delinquent, death due to natural causes, emancipation, permanent living arrangement, and parent has come forward.

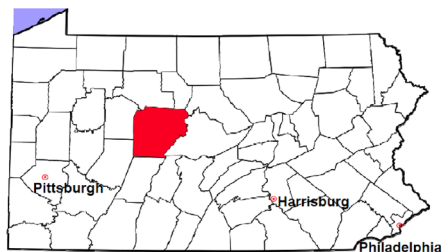
** Other includes cases where court supervision is terminated due to transfer out of jurisdiction, withdrawal and administrative closure.

Clearfield County

2022 Population estimate: 77,904

Class of County: 6th

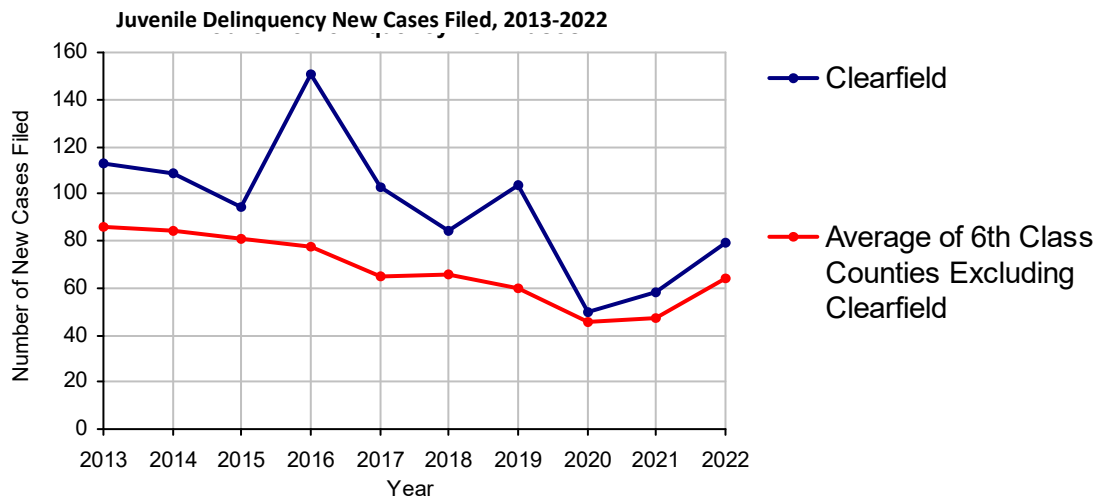
No. of Common Pleas Court Judgeships: 2



2022 Juvenile Delinquency - Cases Pending Disposition

Begin Pending	17
New Cases	79
Consent Decree Revoked	1
Informal Adjustment Program Revoked	0
Alternative Program Revoked	0
Warrant Returned	0
Other	3
Total Cases Available for Disposition	100
Warrant Issued	0
Disposed by:	
Adjudicated Delinquent by a Judge	40
Adjudicated Delinquent by a Juvenile Court Hearing Officer	0
Consent Decree Entered	15
Informal Adjustment Program Entered	0
Warned and Counseled (Pre-Petition)	0
Dismissed/Withdrawn/Transferred	17
Transferred to Criminal Court	0
Other	3
Total Cases Disposed	75
End Pending	25

Data provided by CPCMS



Clearfield County

2022 Population: 77,904
 Class of County: 6th
 No. of Common Pleas Judgeships: 2

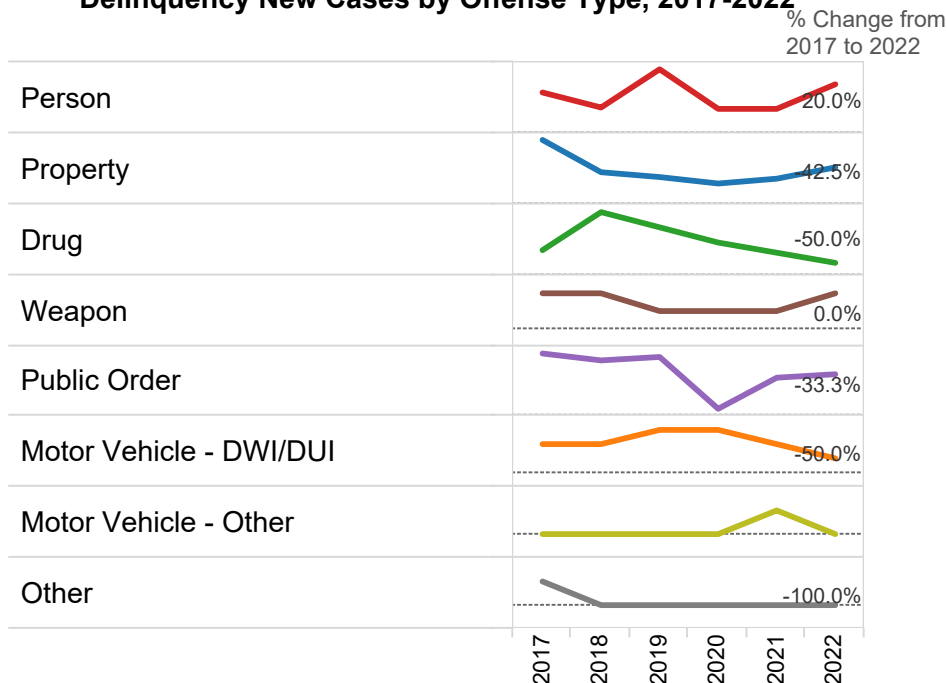


2022 Delinquency - New Cases by Offense Type

Case Type	Felony	Misdemeanor	Summary	Total	
Person	5	31	0	36	45.6%
Property	16	7	0	23	29.1%
Drug	0	5	0	5	6.3%
Weapon	0	2	0	2	2.5%
Public Order	1	11	0	12	15.2%
Motor Vehicle - DWI/DUI	0	1	0	1	1.3%
Motor Vehicle - Other	0	0	0	0	0.0%
Other	0	0	0	0	0.0%
Total	22	57	0	79	100.0%
	27.8%	72.2%	0.0%	100.0%	

Data provided by CPCMS

Delinquency New Cases by Offense Type, 2017-2022

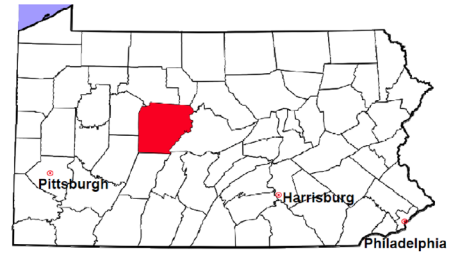


Clearfield County

2022 Population estimate: 77,904

Class of County: 6th

No. of Common Pleas Court Judgeships: 2



2022 Juvenile Delinquency - Formal Dispositions

Begin Pending	78
Adjudicated Delinquent by a Judge	40
Adjudicated Delinquent by a Juvenile Court Hearing Officer	0
Warrant Returned	0
Other	0
Total Adjudicated Delinquent Cases	118
Warrant Issued	0
Court Supervision Terminated:	
Conditions Satisfied	12
Compelling Reasons	3
Reached Age 21	0
Transferred to Another Juvenile Court	0
Other	4
Total Adjudicated Delinquent Cases Terminated	19
End Pending	99

(R) - Revised

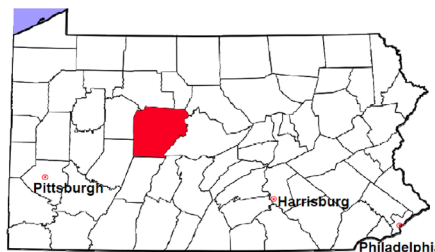
Data provided by CPCMS

Clearfield County

2022 Population estimate: 77,904

Class of County: 6th

No. of Common Pleas Court Judgeships: 2



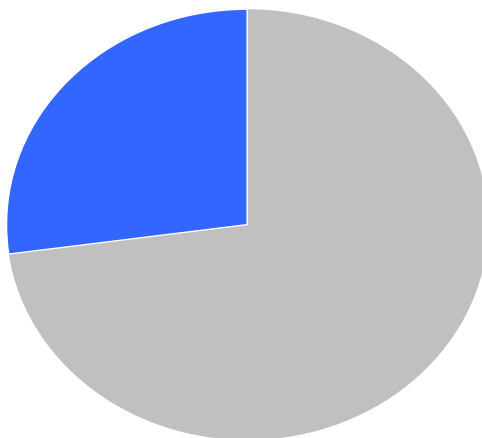
2022 Juvenile Delinquency - Informal Dispositions

Pending Consent Decrees	17
Pending Informal Adjustments	0
New Consent Decrees	15
New Informal Adjustments	0
Warrant Returned	0
Other	4
Cases Informally Disposed	36
Warrant Issued	0
Terminated by:	
Consent Decree Completed	3
Informal Adjustment Completed	0
Consent Decree Revoked	1
Informal Adjustment Program Revoked	0
Other	0
Total Informally Disposed Cases Terminated	4
End Pending	32

(R) - Revised

Data provided by CPCMS

Informal Dispositions: **27%**



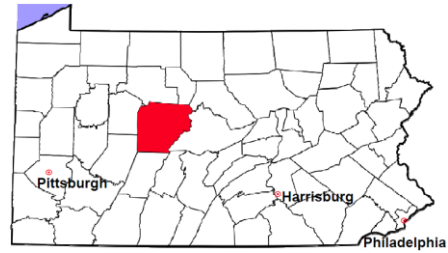
Delinquency Cases are disposed either formally, at a proceeding held before a judge or hearing officer, or informally without a proceeding. Informal dispositions include informal adjustments supervised by a juvenile probation officer; consent decrees agreed upon with the District Attorney after a petition is filed; or other pre-petition process by the juvenile probation department.

Clearfield County

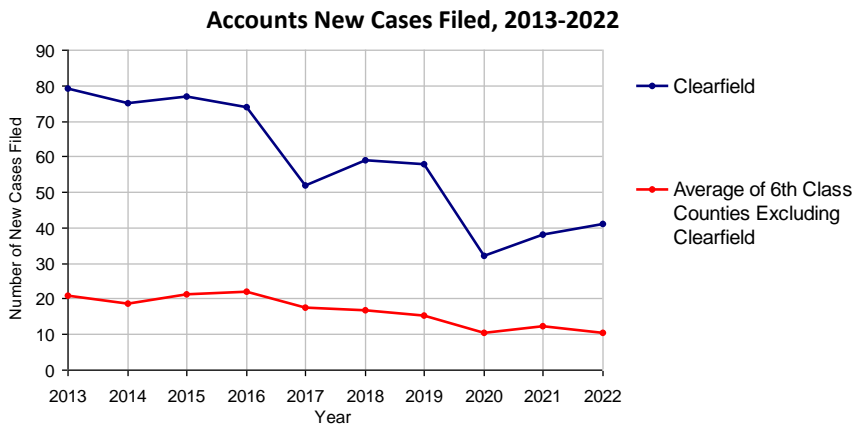
2022 Population estimate: 77,904

Class of County: 6th

No. of Common Pleas Court Judgeships: 2



2022 Accounts	No. of Cases	
Cases Pending 1/1/2022	12	
New Cases Filed in 2022	41	
Cases Available for Processing	53	
Processed By:		
Contested before a Judge	4	9.5%
Contested before a Non-Judicial Officer	0	
Uncontested	29	69.0%
Other	9	21.4%
Cases Processed	42	100.0%
Cases Pending 12/31/2022	11	

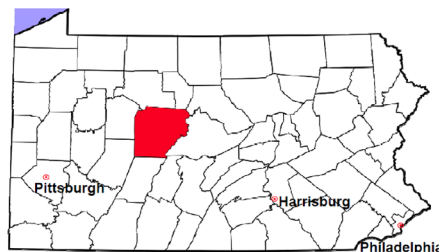


Clearfield County

2022 Population estimate: 77,904

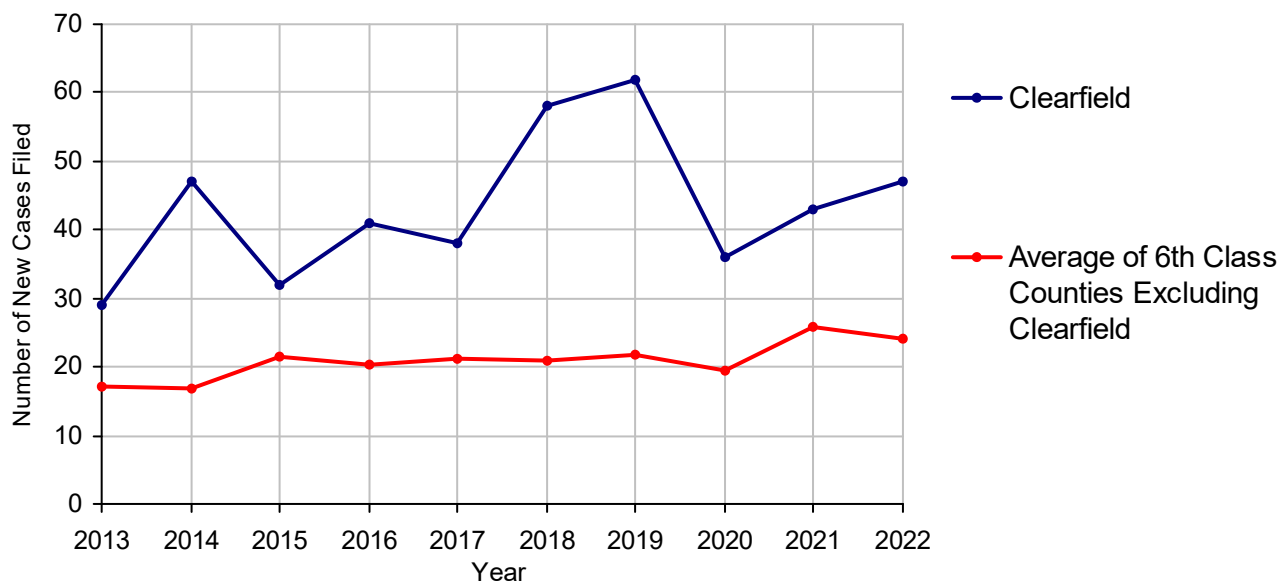
Class of County: 6th

No. of Common Pleas Court Judgeships: 2



2022 Adoptions		No. of Cases	
Cases Pending 1/1/2022		8	
New Cases Filed in 2022		47	
Cases Available for Processing		55	
Processed By:			
Contested before a Judge	Granted	0	
	Denied	0	
Uncontested	Granted	46	100.0%
	Denied	0	
Other		0	
Cases Processed		46	100.0%
Cases Pending 12/31/2022		9	

Adoptions New Cases Filed, 2013-2022

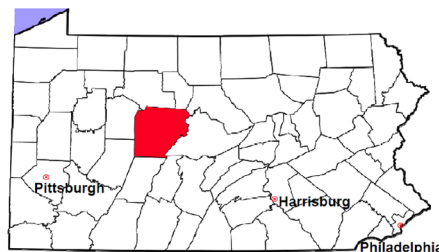


Clearfield County

2022 Population estimate: 77,904

Class of County: 6th

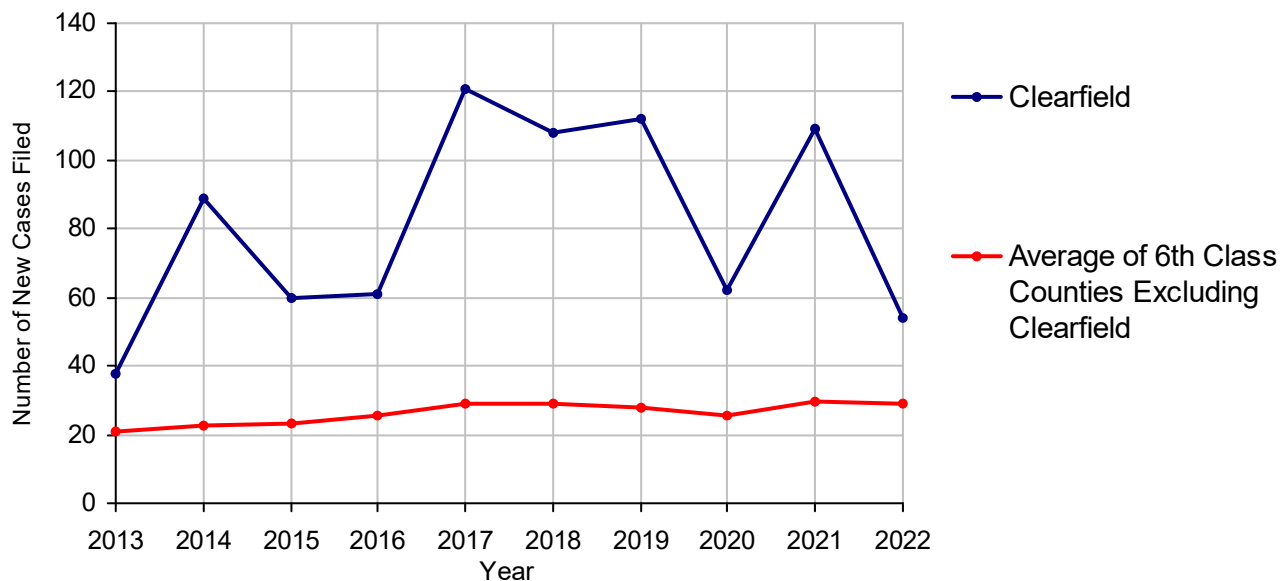
No. of Common Pleas Court Judgeships: 2



2022 Relinquishments/Terminations

	No. of Cases
Cases Pending 1/1/2022	144
New Cases Filed in 2022	54
Cases Available for Processing	198
Processed By:	
Contested before a Judge	16 42.1%
Uncontested	22 57.9%
Other	0
Cases Processed	38 100.0%
Cases Pending 12/31/2022	160

Relinquishments/Terminations New Cases Filed, 2013-2022

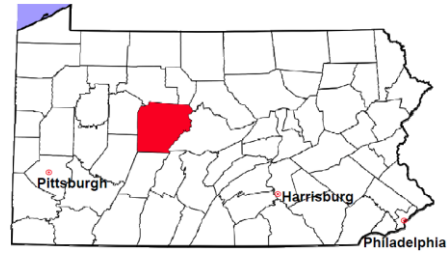


Clearfield County

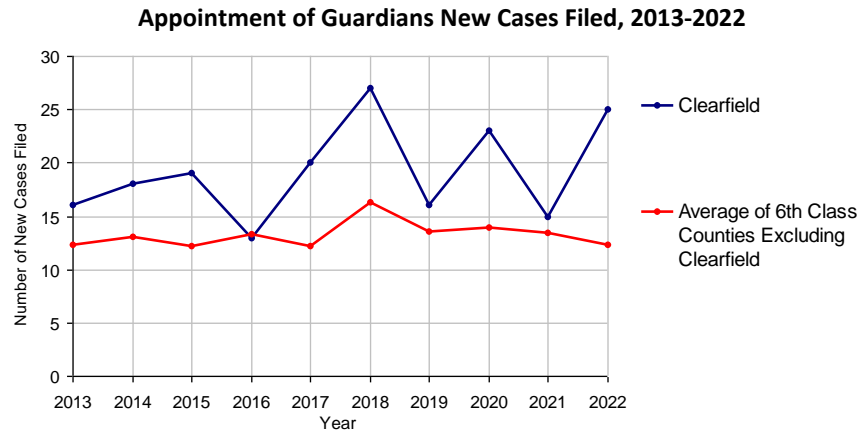
2022 Population estimate: 77,904

Class of County: 6th

No. of Common Pleas Court Judgeships: 2

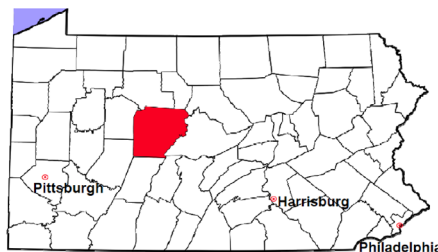


2022 Appointment of Guardians	No. of Cases	
Cases Pending 1/1/2022	15	
New Cases Filed in 2022	25	
Cases Available for Processing	40	
Processed By:		
Contested before a Judge	0	
Uncontested	22	91.7%
Other	2	8.3%
Cases Processed	24	100.0%
Cases Pending 12/31/2022	16	



Clearfield County

2022 Population estimate: 77,904
 Class of County: 6th
 No. of Common Pleas Court Judgeships: 2



2022 Jury Yield and Utilization

Jury Yield

Qualification Questionnaires/Summonses Mailed:	3,343	A		
Returned Undeliverable:	129	B	3.9%	Of Qualification Questionnaires/ Summonses Mailed
Not Responded to:	239	C	7.1%	
the Number of Prospective Jurors:				
Disqualified:	0	D		
Exempted:	319	E	9.5%	
Excused:	1,112	F	33.3%	
Deferred to New Term:	285	G	8.5%	
Deferred from Previous Term:	293	H	8.8%	
Total Number of Qualified Jurors Available for Service:	1,552	I	46.4%	

$I = A - B - C - D - E - F - G + H$

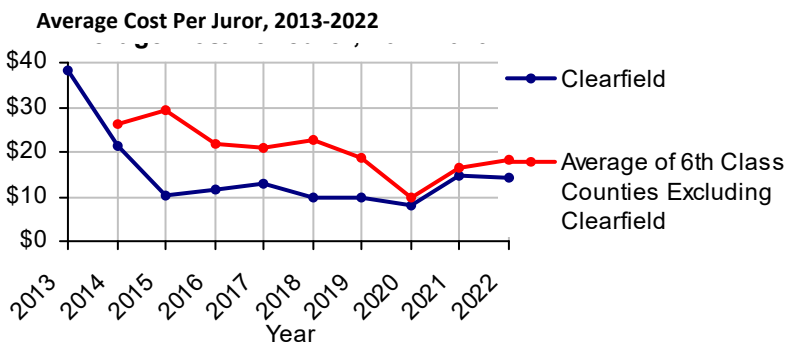
Jury Utilization

the Number of Jurors:			
Reporting for Service:	1,259	81.1%	Of Jurors Qualified and Available
Told Not to Report for Service:	0		
Sent to Courtroom for Jury Selection (Voir Dire):	1,743	138.4%	Of Jurors Reporting for Service
Impaneled or Sworn (jurors/alternates):	780	62.0%	
Removed for Cause/Hardship:	309		
Removed by Peremptory Challenge:	654		
Number of Jury Trials Started:	50		
Pool Days:	9		
Zero Panel Days:	0		(Of Pool Days)

Jury Costs

Total Annual Budget for Juror Operations:	\$47,730.00	J
Average Cost Per Juror:	\$14.28	K

$K = J/A$



DEPARTMENT OF RESEARCH & STATISTICS

KIM NIEVES, PH.D.

DIRECTOR

ANDREW GINDER, MPA

ASSISTANT DIRECTOR

YAN LIU, M.S.

SENIOR STATISTICAL ANALYST

SASANKA ADIKARI, PH.D

DATA SCIENTIST

AMANDA PEREIRA

RESEARCH ASSISTANT