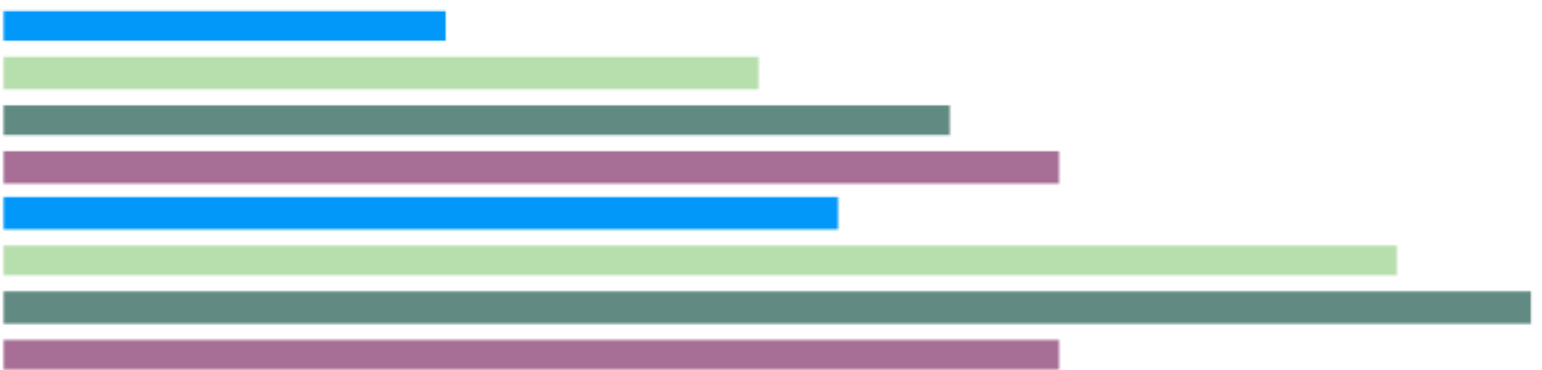
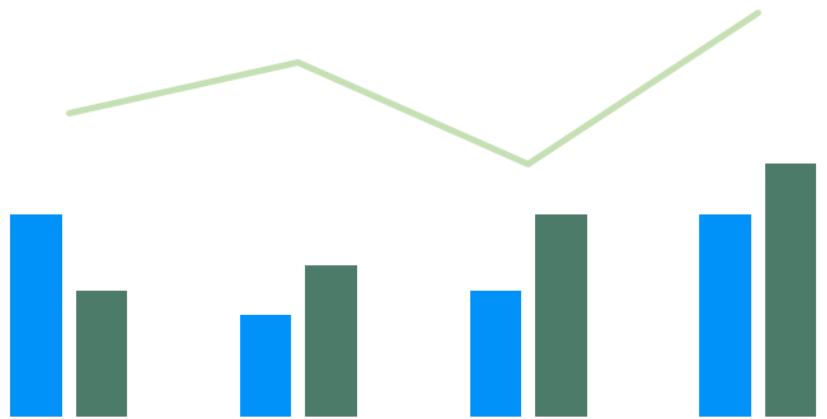
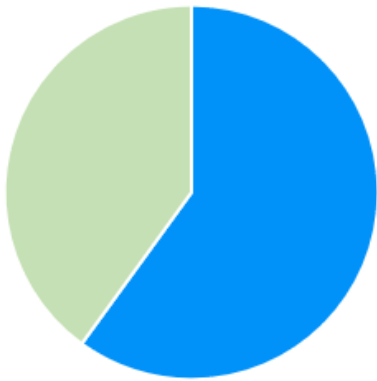


# 2022

Court of Common Pleas  
Caseload Statistics for

# Chester County





We are pleased to provide you with a copy of the 2022 County Caseload Display pages. They can also be viewed on the AOPC webpage at [www.pacourts.us](http://www.pacourts.us) in the *News & Statistics* section under *Research & Statistics*.

Should you have any questions or comments, please do not hesitate to contact me at 717.231.3300.

Sincerely,

A handwritten signature in black ink, appearing to read 'Sasanka', is written over a horizontal line. The signature is fluid and cursive.

Sasanka Adikari, Ph.D.  
Data Scientist  
Department of Research and Statistics



# Table of Contents

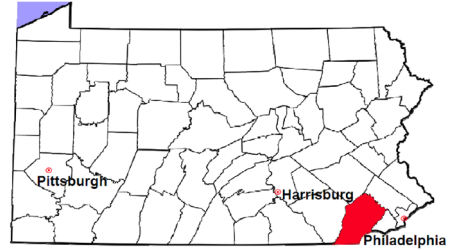
CPCMS Criminal .....	Page 1
CPCMS Criminal - New Cases by Case Type.....	Page 2
Civil.....	Page 3
Civil - Docketed Cases Listed by Case Type.....	Page 4
Protection From Abuse .....	Page 5
Spousal & Child Support and Paternity .....	Page 6
Custody/Partial Custody/Visitation.....	Page 7
Divorce .....	Page 8
Juvenile Dependency - Active Dependent Inventory .....	Page 9
Juvenile Dependency - Adjudicated Dependent Inventory .....	Page 10
Juvenile Delinquency - Cases Pending Disposition.....	Page 11
Juvenile Delinquency - New Cases by Case Type .....	Page 12
Juvenile Delinquency - Formal Dispositions .....	Page 13
Juvenile Delinquency - Informal Dispositions .....	Page 14
Accounts.....	Page 15
Adoptions.....	Page 16
Relinquishments/Terminations .....	Page 17
Appointment of Guardians .....	Page 18
Jury Yield and Utilization .....	Page 19
Problem Solving Courts.....	Pages 20-21

# Chester County

2022 Population estimate: 545,823

Class of County: 3rd

No. of Common Pleas Court Judgeships: 14



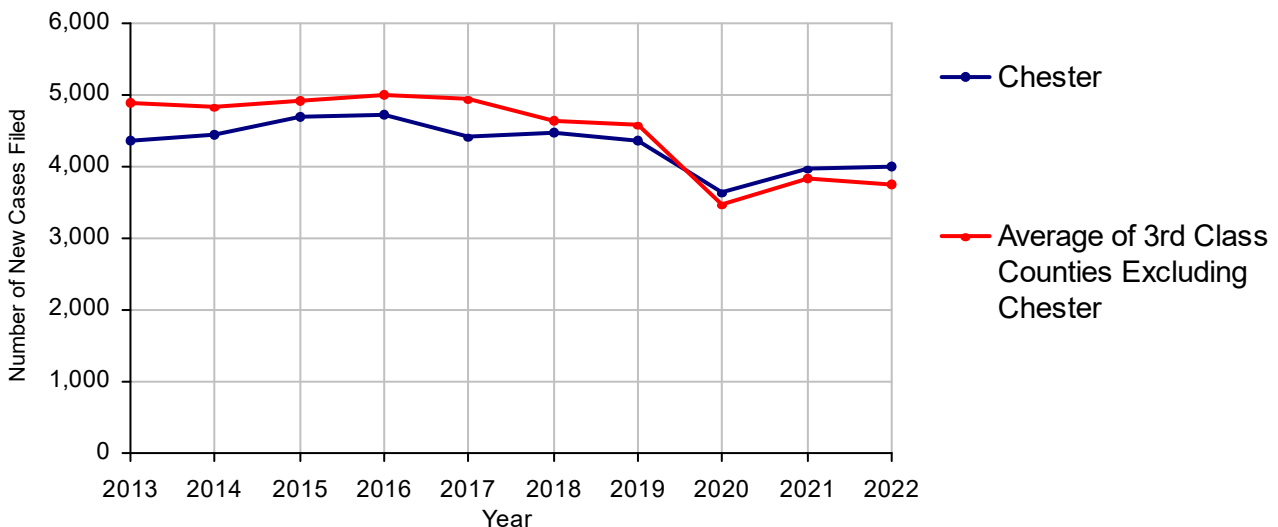
<b>2022 Criminal</b>	<b>No. of Cases</b>	
Cases Pending 1/1/2022	2,149	
New Cases Filed in 2022	3,992	
Reopened Cases	347	
<b>Cases Available for Processing</b>	<b>6,488</b>	
<b>Processed by:</b>		
Withdrawn/Dismissed	132	3.1%
Diversionsary Disposition*	810	19.1%
Guilty Plea	2,900	68.3%
Non-Jury Trial	40	0.9%
Jury Trial	44	1.0%
Inactive	308	7.3%
Other	13	0.3%
<b>Total Cases Processed</b>	<b>4,247</b>	<b>100.0%</b>
<b>Cases Pending 12/31/2022</b>	<b>2,241</b>	
Cases Awaiting Sentencing	120	

<b>Age of Pending Cases as of 12/31/2022</b>		
0-60 Days	620	27.7%
61-120 Days	493	22.0%
121-180 Days	391	17.4%
181-240 Days	197	8.8%
241-300 Days	161	7.2%
301-360 Days	119	5.3%
Over 360 Days	260	11.6%
<b>Total</b>	<b>2,241</b>	<b>100.0%</b>

Data provided by CPCMS

\* Includes other diversionsary programs such as Veterans Court.

**Criminal New Cases, 2013-2022**



# Chester County

2022 Population: 545,823  
 Class of County: 3rd  
 No. of Common Pleas Judgeships: 14

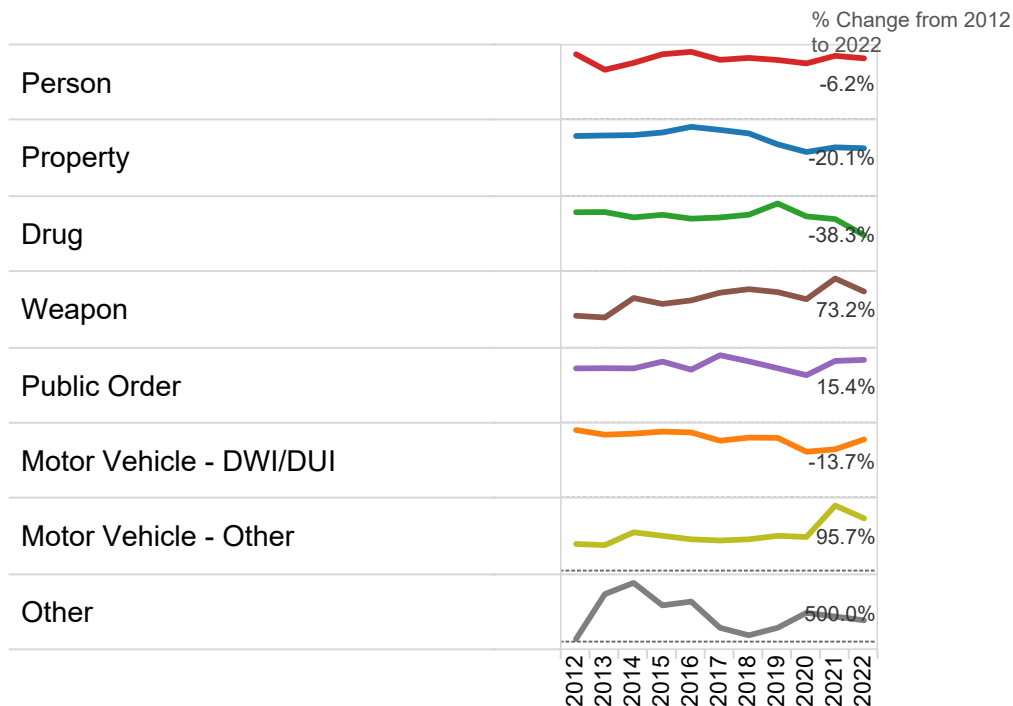


## 2022 Criminal - New Cases by Offense Type

Case Type	Felony	Misdemeanor	Summary	Total	
Person	400	310	2	<b>712</b>	<b>17.8%</b>
Property	548	249	0	<b>797</b>	<b>20.0%</b>
Drug	112	289	0	<b>401</b>	<b>10.0%</b>
Weapon	70	27	0	<b>97</b>	<b>2.4%</b>
Public Order	126	173	1	<b>300</b>	<b>7.5%</b>
Motor Vehicle - DWI/DUI	51	1,583	0	<b>1,634</b>	<b>40.9%</b>
Motor Vehicle - Other	5	38	2	<b>45</b>	<b>1.1%</b>
Other	6	0	0	<b>6</b>	<b>0.2%</b>
<b>Total</b>	<b>1,318</b>	<b>2,669</b>	<b>5</b>	<b>3,992</b>	<b>100.0%</b>
	<b>33.0%</b>	<b>66.9%</b>	<b>0.1%</b>	<b>100.0%</b>	

Data provided by CPCMS

### Criminal New Cases by Offense Type, 2012-2022

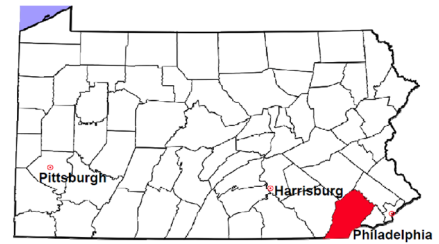


# Chester County

2022 Population estimate: 545,823

Class of County: 3rd

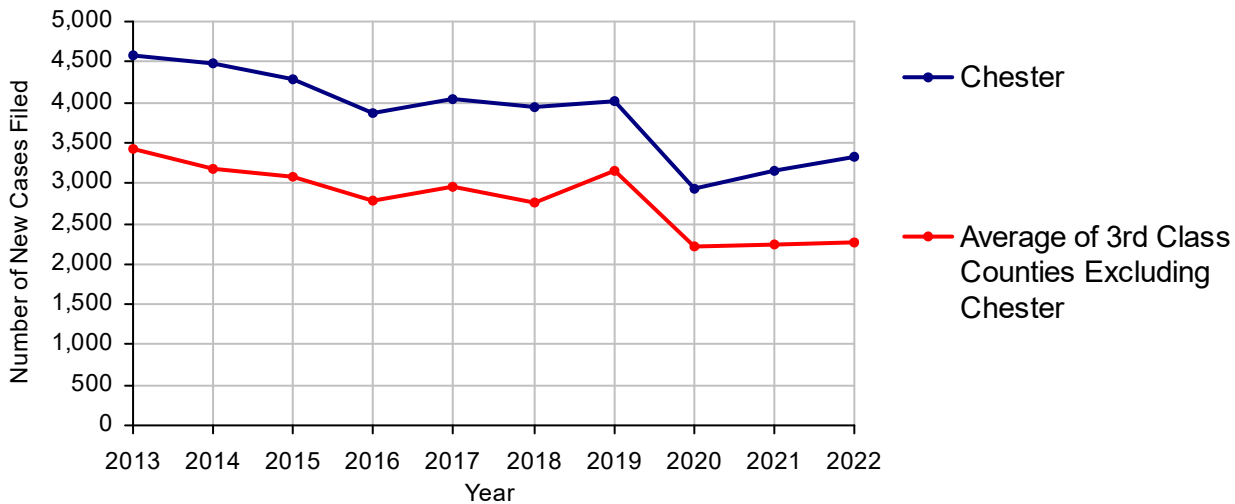
No. of Common Pleas Court Judgeships: 14



2022 Civil	Civil Action	Other	Total
Cases Pending 1/1/2022	1,695	2,009	3,704
Docketed Cases	2,069	1,268	3,337
Arbitration Appeals	23	8	31
Transferred In	26	5	31
Returned to Active	48	49	97
<b>Cases Available for Processing</b>	<b>3,861</b>	<b>3,339</b>	<b>7,200</b>
Processed By:			
Default Judgments	643	243	886
Cases Decided by Arbitration Board	144	97	241
Dispositive Motions	537	181	718
Settlements	691	260	951
Moved to Inactive Status	26	27	53
Transferred/Withdrawn	63	47	110
Dismissed/Discontinued	0	0	0
Administrative Purge	87	0	87
Other	29	7	36
Jury Trial	14	1	15
Non-Jury Trial	23	16	39
<b>Total Cases Processed</b>	<b>2,257</b>	<b>879</b>	<b>3,136</b>
<b>Cases Pending 12/31/2022</b>	<b>1,604</b>	<b>2,460</b>	<b>4,064</b>

Age of Pending Cases as of 12/31/2022 (Civil Action Only)		
0-6 months	835	52.1%
7-12 months	282	17.6%
13-18 months	175	10.9%
19-24 months	103	6.4%
25-30 months	63	3.9%
31-36 months	33	2.1%
37-42 months	28	1.7%
43-48 months	17	1.1%
49-54 months	16	1.0%
55-60 months	7	0.4%
61-66 months	6	0.4%
67-72 months	3	0.2%
Over 72 months	36	2.2%
<b>Total</b>	<b>1,604</b>	<b>100.0%</b>

Docketed Cases, 2013-2022



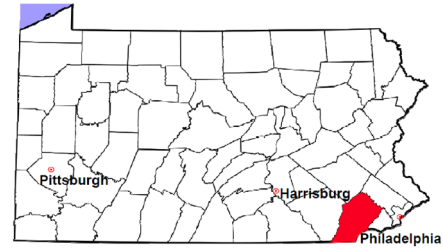


# Chester County

2022 Population estimate: 545,823

Class of County: 3rd

No. of Common Pleas Court Judgeships: 14



## 2022 Civil - Docketed Cases Listed by Case Type

<b>TORT</b>	<b>497</b>	<b>14.9%</b>
<i>(does not include mass tort)</i>		
Intentional	50	
Malicious Prosecution	2	
Motor Vehicle	261	
Nuisance	5	
Premise Liability	56	
Product Liability	7	
Slander/Libel/Defamation	7	
Other	109	
<b>MASS TORT</b>	<b>0</b>	
Asbestos	0	
Tobacco	0	
Toxic Tort - DES	0	
Toxic Tort - Implant	0	
Toxic Waste	0	
Other	0	
<b>PROFESSIONAL LIABILITY</b>	<b>51</b>	<b>1.5%</b>
Dental	1	
Legal	3	
Medical Malpractice	37	
Other	10	
<b>CONTRACT</b>	<b>1,508</b>	<b>45.2%</b>
<i>(does not include judgments)</i>		
Buyer Plaintiff	90	
Debt Collection: Credit Card	583	
Debt Collection: Other	640	
Employment Dispute: Discrimination	7	
Employment Dispute: Other	15	
Other	173	

<b>REAL PROPERTY</b>	<b>549</b>	<b>16.5%</b>
Ejectment*	78	
Eminent Domain/Condemnation*	28	
Ground Rent	0	
Landlord/Tenant Dispute	13	
Mortgage Foreclosure:		
Residential*	361	
Commercial*	2	
Partition of Real Property*	8	
Quiet Title*	24	
Other*	35	

<b>CIVIL APPEALS</b>	<b>447</b>	<b>13.4%</b>
<i>- Administrative Agencies</i>		
Board of Assessment*	148	
Board of Elections*	11	
Dept. of Transportation*	155	
Zoning Board*	18	
Statutory Appeal - Other*	8	
Other*	107	

<b>MISCELLANEOUS</b>	<b>285</b>	<b>8.5%</b>
Common Law/		
Statutory Arbitration*	5	
Declaratory Judgment*	21	
Mandamus*	3	
Non-Domestic Relations		
Restraining Order*	2	
Quo Warranto*	0	
Replevin*	17	
Other*	237	

**TOTAL DOCKETED CASES: 3,337 100.0%**

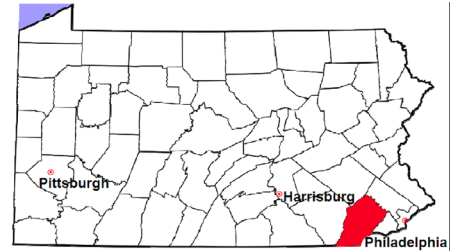
### Of the Docketed Cases:

Pro Se Filings: 334 10.0%      Class Action Suits: 1 <0.1%      MDJ Appeals: 265 7.9%

\*Civil Other

# Chester County

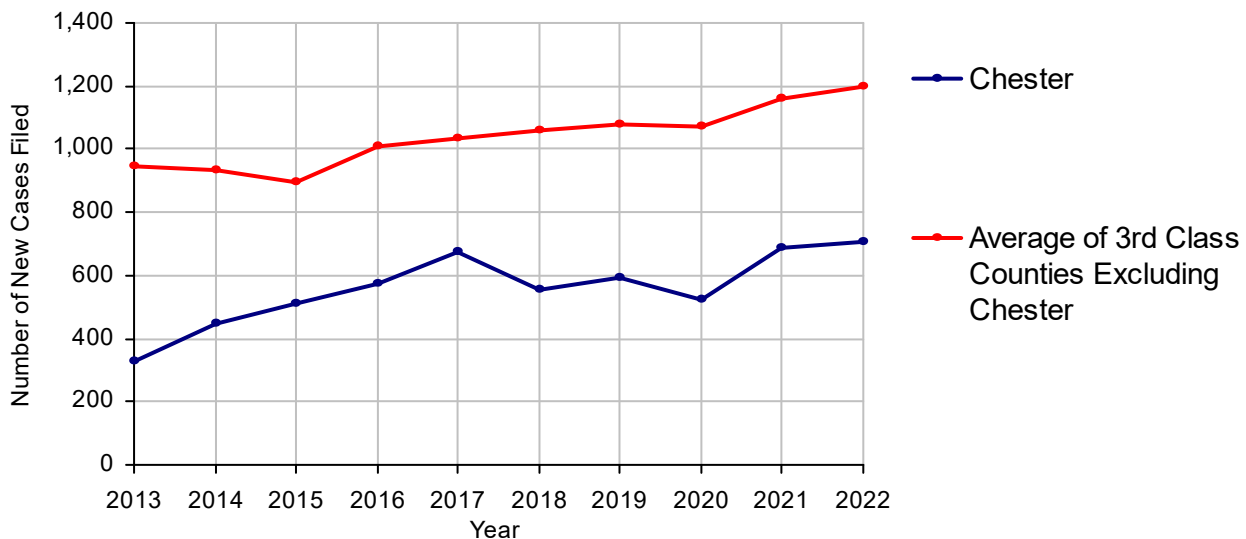
2022 Population estimate: 545,823  
 Class of County: 3rd  
 No. of Common Pleas Court Judgeships: 14



## 2022 Protection From Abuse

	<b>No. of Petitions</b>
Cases Pending 1/1/2022	511
New Cases Filed in 2022	707
<i>Of these, Petitions Requesting Temporary Orders: 707 (100.0%)</i>	
<i>Temporary Orders DENIED: 24 (3.4%), Temporary Orders GRANTED: 683 (96.6%)</i>	
<b>Cases Available for Processing</b>	<b>1,218</b>
Processed By:	
Temporary Order DENIED After Ex Parte Hearing and No Evidentiary Hearing Scheduled	25 4.2%
Temporary Order DISMISSED After Evidentiary Hearing and No Final Order Entered	250 42.4%
Final Order DENIED After Evidentiary Hearing Before a Judge or a Judicial Officer	5 0.8%
Final Order GRANTED After Evidentiary Hearing Before a Judge or a Judicial Officer	121 20.5%
Plaintiff Did Not Appear For Evidentiary Hearing	6 1.0%
Final Order by STIPULATION OR AGREEMENT Between the Parties	155 26.3%
Petition WITHDRAWN by Plaintiff	27 4.6%
TRANSFERRED to Another Jurisdiction	0
Other	0
<b>Cases Processed</b>	<b>589 100.0%</b>
<b>Cases Pending 12/31/2022</b>	<b>629</b>

PFA New Cases Filed, 2013-2022

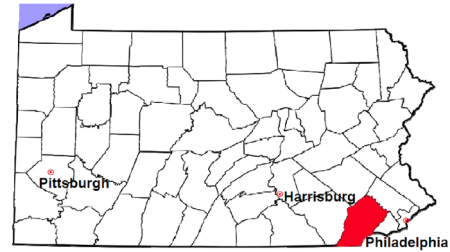


# Chester County

2022 Population estimate: 545,823

Class of County: 3rd

No. of Common Pleas Court Judgeships: 14



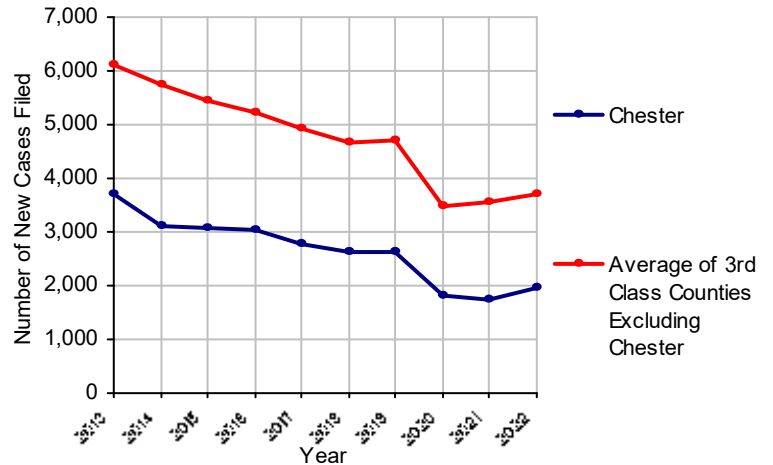
2022 Spousal & Child Support	No. of Petitions
Cases Pending 1/1/2022	725
New Cases Filed in 2022	1,947
Dockets Transferred In (+)	38
Dockets Transferred Out (-)	48
<b>Cases Available for Processing</b>	<b>2,662</b>
Processed By:	
Judge	99 5.2%
Intake Officer	1,714 89.8%
Hearing Officer	94 4.9%
Other	1 0.1%
<b>Cases Processed</b>	<b>1,908 100.0%</b>
<b>Cases Pending 12/31/2022</b>	<b>754</b>

Data provided by PACSES

2022 Paternity	No. of Cases
<b>Acknowledgements Filed:</b>	
Non-Domestic Relations Section	263 78.3%
During Conference	41 12.2%
Non-Stipulated (post genetic test)	9 2.7%
Pre-Trial Conference	23 6.8%
<b>Total</b>	<b>336 100.0%</b>
<b>Established:</b>	
Stipulated by Genetic Tests	16 15.1%
Default - Father Failed to Appear	37 34.9%
Adjudication by Court Proceeding	0
Out of State	53 50.0%
<b>Total</b>	<b>106 100.0%</b>
<b>Cases Pending 12/31/2022</b>	<b>120</b>

Data provided by PACSES

Spousal & Child Support New Cases Filed, 2013-2022



## DEFINITIONS:

### ACKNOWLEDGEMENTS FILED:

**NON-DOMESTIC RELATIONS SECTION:** The voluntary Acknowledgement of Paternity by the alleged father.

**DURING CONFERENCE:** The alleged father signed the Acknowledgement of Paternity-Waiver of Trial (PE-010) at the initial child support conference.

**NON-STIPULATED (POST GENETIC TEST):** The alleged father signed the Acknowledgement of Paternity-Waiver of Trial after genetic tests were conducted and resulted in the alleged father being determined to be the biological father.

**PRE-TRIAL CONFERENCE:** The alleged father signed the Acknowledgement of Paternity-Waiver of Trial at the pre-trial conference.

### ESTABLISHED:

**STIPULATED BY GENETIC TESTS:** The alleged father requested genetic tests and signed a stipulation that if the test results had a 99% or higher probability of paternity then the alleged father would be stipulated as the biological father of the child.

**DEFAULT - FATHER FAILED TO APPEAR:** The alleged father failed to appear after being served for either a support conference, hearing, or genetic test and a default paternity order was entered by the court.

**ADJUDICATION BY COURT PROCEEDING:** The alleged father was determined to be the biological father of the child through a court proceeding.

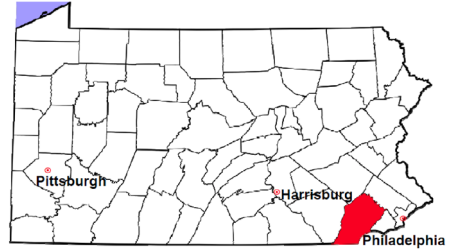
**OUT OF STATE:** Paternity was established in another state, "Out of state only".

# Chester County

2022 Population Estimate: 545,823

Class of County: 3rd

No. of Common Pleas Court Judgeships: 14



## 2022 Custody/Partial Custody/Visitation

**No. of Petitions**

Cases Pending 1/1/2022	271
New Cases Filed in 2022	989
<b>Cases Available for Processing</b>	<b>1,260</b>

Processed By:

Judge	95	12.3%
Non-Judicial Officer	395	51.0%
Administrative Review/Purge	0	
Other	284	36.7%

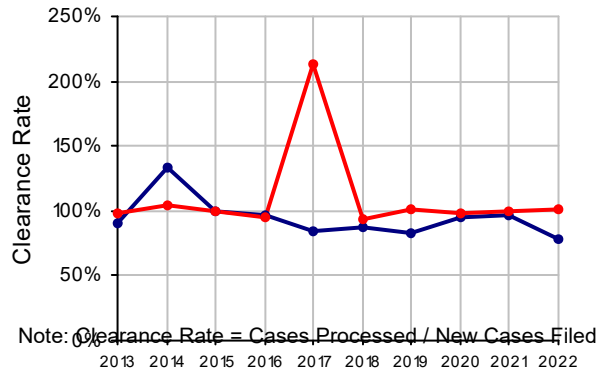
**Cases Processed**

**774 100.0%**

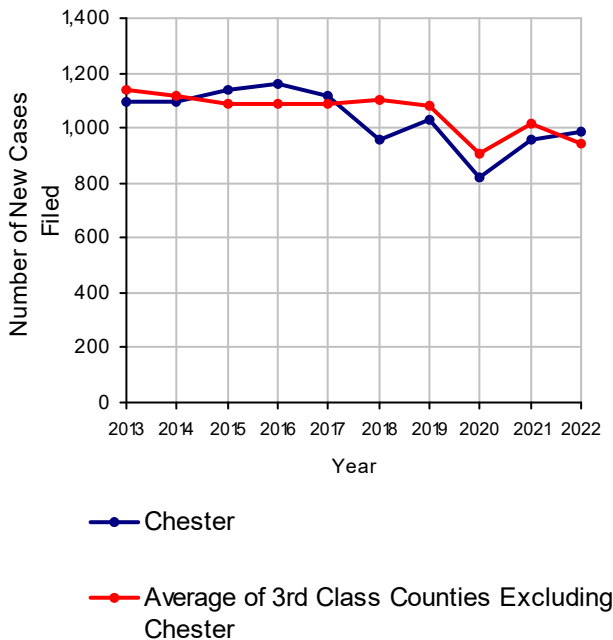
**Cases Pending 12/31/2022**

**486**

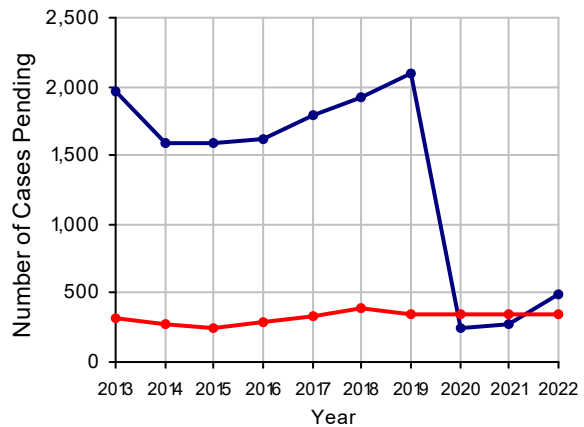
Clearance Rate, 2013-2022



Custody/Partial Custody/Visitation New Cases Filed, 2013-2022



Cases Pending at the End of Year, 2013-2022

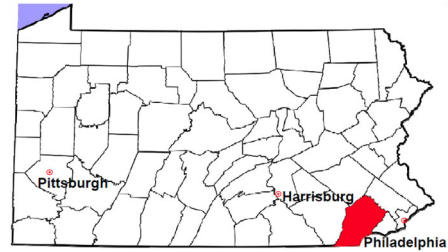


# Chester County

2022 Population estimate: 545,823

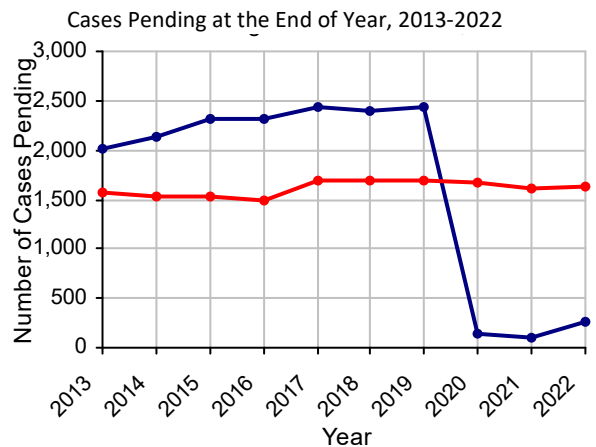
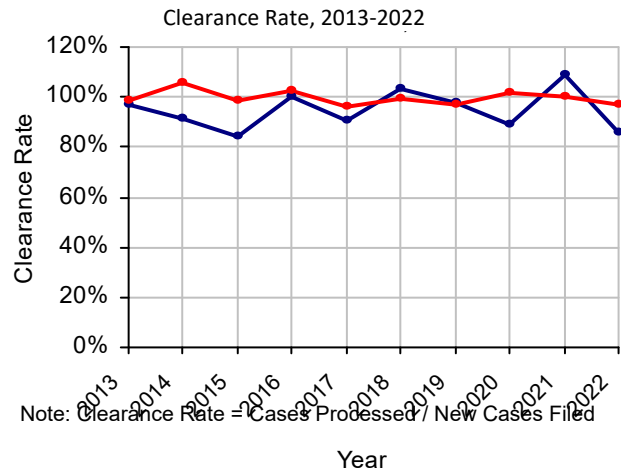
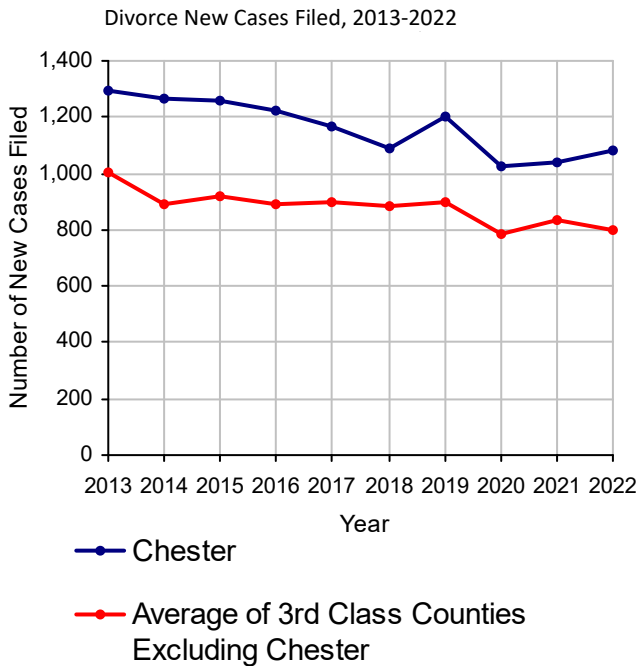
Class of County: 3rd

No. of Common Pleas Court Judgeships: 14



## 2022 Divorce

	No. of Petitions
Cases Pending 1/1/2022	106
New Cases Filed in 2022	1,085
<b>Cases Available for Processing</b>	<b>1,191</b>
Processed By:	
Contested Before a Judge	51 5.5%
Contested Before a Non-Judicial Officer	138 14.8%
Uncontested	700 74.9%
Administrative Review/Purge	0
Other	46 4.9%
<b>Cases Processed</b>	<b>935 100.0%</b>
<b>Cases Pending 12/31/2022</b>	<b>256</b>

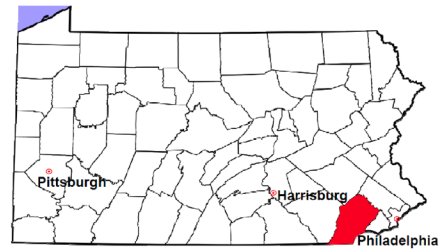


# Chester County

2022 Population estimate: 545,823

Class of County: 3rd

No. of Common Pleas Court Judgeships: 14

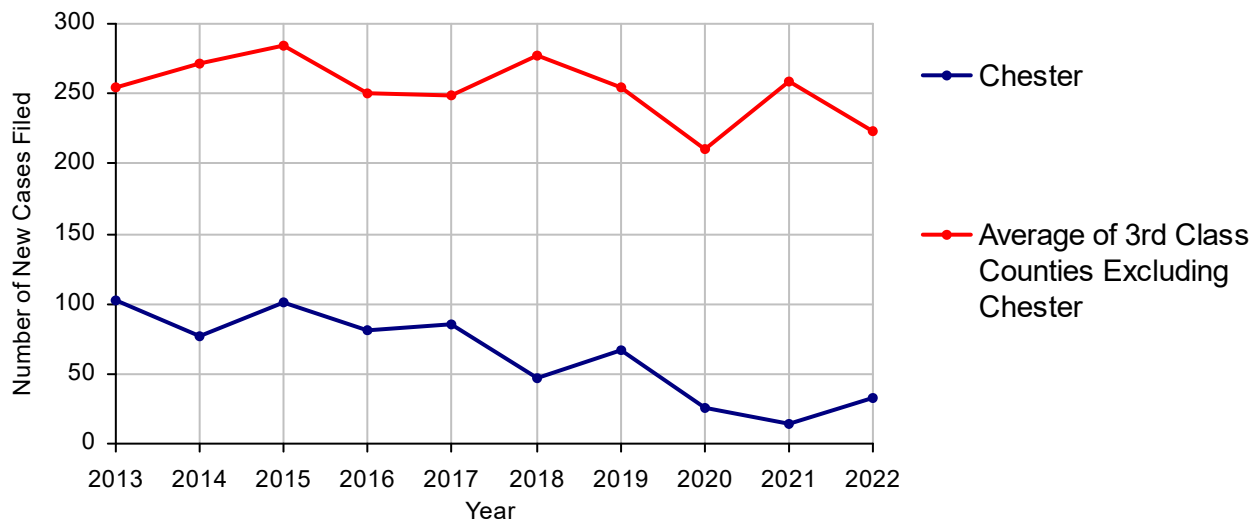


## 2022 Juvenile Dependency - Petitions Pending Adjudication

	Abuse/ Neglect	Status Offenses	Total
Cases Pending 1/1/2022	1	2	3
New Petitions Filed in 2022	32	0	32
Other	4	0	4
<b>Total Petitions Available for Processing</b>	<b>37</b>	<b>2</b>	<b>39</b>
Processed by:			
Adjudicated Dependent			
Judge	4	0	4
Juvenile Court Hearing Officer	31	2	33
Adjudicated NOT Dependent			
Judge	0	0	0
Juvenile Court Hearing Officer	0	0	0
Withdrawn/Dismissed/Transferred	0	0	0
Other	0	0	0
<b>Total Petitions Processed</b>	<b>35</b>	<b>2</b>	<b>37</b>
<b>Cases Pending 12/31/2022</b>	<b>2</b>	<b>0</b>	<b>2</b>

Data provided by CPCMS

Abuse/Neglect and Status Offenses New Cases Filed, 2013-2022

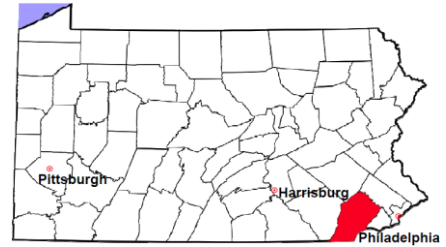


# Chester County

2022 Population estimate: 545,823

Class of County: 3rd

No. of Common Pleas Court Judgeships: 14



## 2022 Juvenile Dependency - Adjudicated Dependent Inventory

	Abuse/ Neglect	Status Offenses	Total
Cases Pending 1/1/2022	66	1	67
New Adjudicated Dependent Cases	35	2	37
Other	0	0	0
<b>Total Adjudicated Dependent Cases</b>	<b>101</b>	<b>3</b>	<b>104</b>
<b><u>Court Supervision Terminated:</u></b>			
Family Reunification	10 25.0%	0	10 23.3%
Adoption	12 30.0%	0	12 27.9%
Placement with a Relative/Guardian	7 17.5%	1 33.3%	8 18.6%
Aged Out	11 27.5%	2 66.7%	13 30.2%
Other Permanency Outcomes*	0	0	0
Other**	0	0	0
<b>Total Adjudicated Dependent Cases Terminated</b>	<b>40 100.0%</b>	<b>3 100.0%</b>	<b>43 100.0%</b>
<b>Cases Pending 12/31/2022</b>	<b>61</b>	<b>0</b>	<b>61</b>

Data provided by CPCMS

\* Other Permanency Outcomes include: adjudicated delinquent, death due to natural causes, emancipation, permanent living arrangement, and parent has come forward.

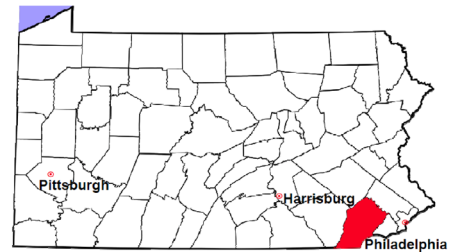
\*\* Other includes cases where court supervision is terminated due to transfer out of jurisdiction, withdrawal and administrative closure.

# Chester County

2022 Population estimate: 545,823

Class of County: 3rd

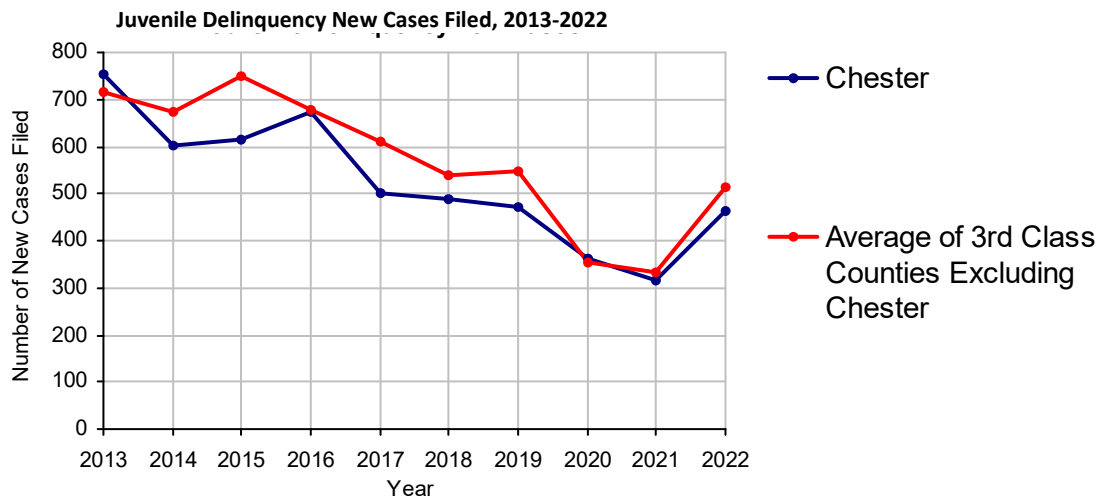
No. of Common Pleas Court Judgeships: 14



## 2022 Juvenile Delinquency - Cases Pending Disposition

<b>Begin Pending</b>	<b>183</b>
<b>New Cases</b>	<b>463</b>
Consent Decree Revoked	4
Informal Adjustment Program Revoked	6
Alternative Program Revoked	0
Warrant Returned	17
Other	37
<b>Total Cases Available for Disposition</b>	<b>710</b>
<b>Warrant Issued</b>	<b>18</b>
<b>Disposed by:</b>	
Adjudicated Delinquent by a Judge	126
Adjudicated Delinquent by a Juvenile Court Hearing Officer	58
Consent Decree Entered	55
Informal Adjustment Program Entered	125
Warned and Counseled (Pre-Petition)	20
Dismissed/Withdrawn/Transferred	46
Transferred to Criminal Court	0
Other	31
<b>Total Cases Disposed</b>	<b>461</b>
<b>End Pending</b>	<b>231</b>

Data provided by CPCMS





# Chester County

2022 Population: 545,823  
 Class of County: 3rd  
 No. of Common Pleas Judgeships: 14

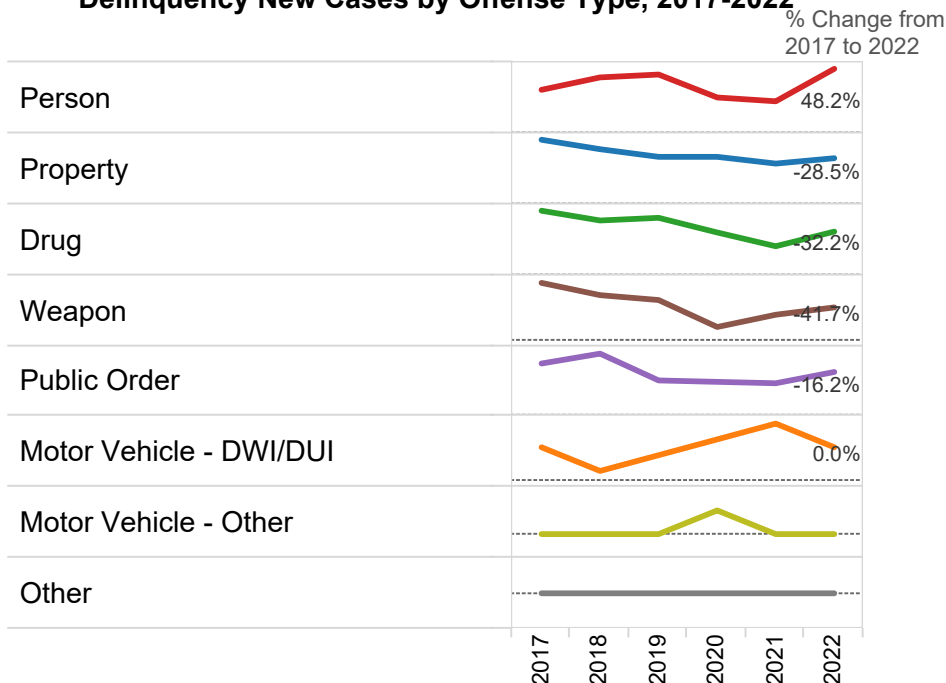


## 2022 Delinquency - New Cases by Offense Type

Case Type	Felony	Misdemeanor	Summary	Total	
Person	66	137	0	<b>203</b>	<b>43.8%</b>
Property	52	51	0	<b>103</b>	<b>22.2%</b>
Drug	8	91	0	<b>99</b>	<b>21.4%</b>
Weapon	5	9	0	<b>14</b>	<b>3.0%</b>
Public Order	18	12	1	<b>31</b>	<b>6.7%</b>
Motor Vehicle - DWI/DUI	0	13	0	<b>13</b>	<b>2.8%</b>
Motor Vehicle - Other	0	0	0	<b>0</b>	<b>0.0%</b>
Other	0	0	0	<b>0</b>	<b>0.0%</b>
<b>Total</b>	<b>149</b>	<b>313</b>	<b>1</b>	<b>463</b>	<b>100.0%</b>
	<b>32.2%</b>	<b>67.6%</b>	<b>0.2%</b>	<b>100.0%</b>	

Data provided by CPCMS

### Delinquency New Cases by Offense Type, 2017-2022

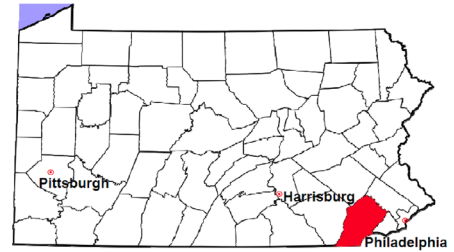


# Chester County

2022 Population estimate: 545,823

Class of County: 3rd

No. of Common Pleas Court Judgeships: 14



---

## 2022 Juvenile Delinquency - Formal Dispositions

---

<b>Begin Pending</b>	<b>239</b>
Adjudicated Delinquent by a Judge	126
Adjudicated Delinquent by a Juvenile Court Hearing Officer	58
Warrant Returned	21
Other	7
<b>Total Adjudicated Delinquent Cases</b>	<b>451</b>
<b>Warrant Issued</b>	<b>17</b>
<b>Court Supervision Terminated:</b>	
Conditions Satisfied	128
Compelling Reasons	40
Reached Age 21	6
Transferred to Another Juvenile Court	0
Other	4
<b>Total Adjudicated Delinquent Cases Terminated</b>	<b>178</b>
<b>End Pending</b>	<b>256</b>

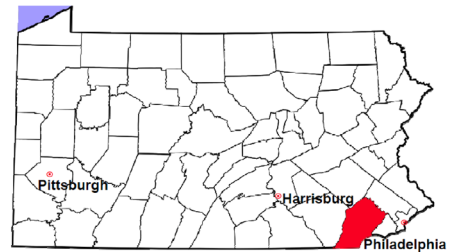
---

(R) - Revised

Data provided by CPCMS

# Chester County

2022 Population estimate: 545,823  
 Class of County: 3rd  
 No. of Common Pleas Court Judgeships: 14

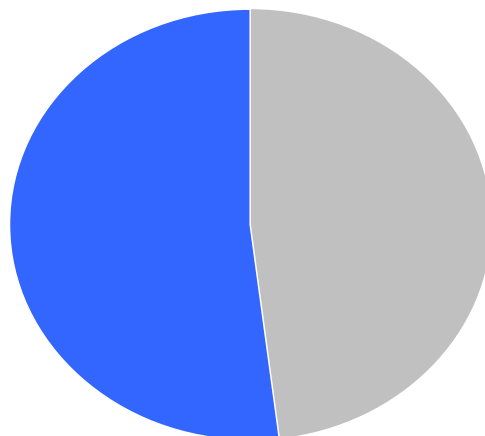


## 2022 Juvenile Delinquency - Informal Dispositions

<b>Pending Consent Decrees</b>	<b>25</b>
<b>Pending Informal Adjustments</b>	<b>25</b>
New Consent Decrees	55
<b>New Informal Adjustments</b>	<b>125</b>
Warrant Returned	1
<b>Other</b>	<b>2</b>
<b>Cases Informally Disposed</b>	<b>233</b>
<b>Warrant Issued</b>	<b>3</b>
<b>Terminated by:</b>	
Consent Decree Completed	34
<b>Informal Adjustment Completed</b>	<b>89</b>
Consent Decree Revoked	4
Informal Adjustment Program Revoked	6
<b>Other</b>	<b>9</b>
<b>Total Informally Disposed Cases Terminated</b>	<b>142</b>
<b>End Pending</b>	<b>88</b>

(R) - Revised  
 Data provided by CPCMS

Informal Dispositions: **52%**



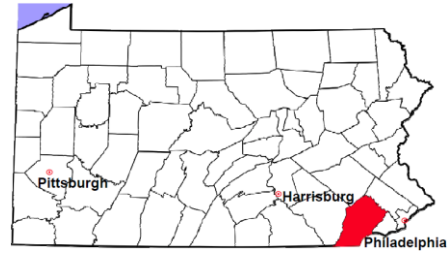
Delinquency Cases are disposed either formally, at a proceeding held before a judge or hearing officer, or informally without a proceeding. Informal dispositions include informal adjustments supervised by a juvenile probation officer; consent decrees agreed upon with the District Attorney after a petition is filed; or other pre-petition process by the juvenile probation department.

# Chester County

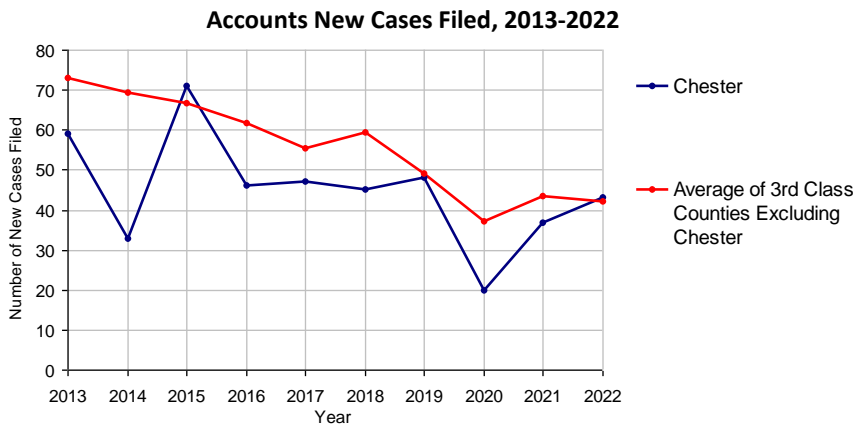
2022 Population estimate: 545,823

Class of County: 3rd

No. of Common Pleas Court Judgeships: 14



<b>2022 Accounts</b>	<b>No. of Cases</b>
Cases Pending 1/1/2022	22
New Cases Filed in 2022	43
<b>Cases Available for Processing</b>	<b>65</b>
Processed By:	
Contested before a Judge	1      3.3%
Contested before a Non-Judicial Officer	0
Uncontested	23      76.7%
Other	6      20.0%
<b>Cases Processed</b>	<b>30      100.0%</b>
<b>Cases Pending 12/31/2022</b>	<b>35</b>

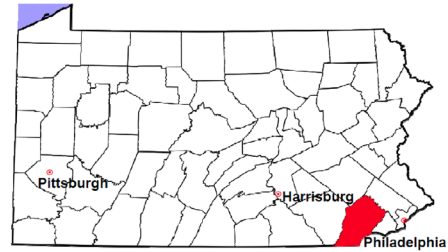


# Chester County

2022 Population estimate: 545,823

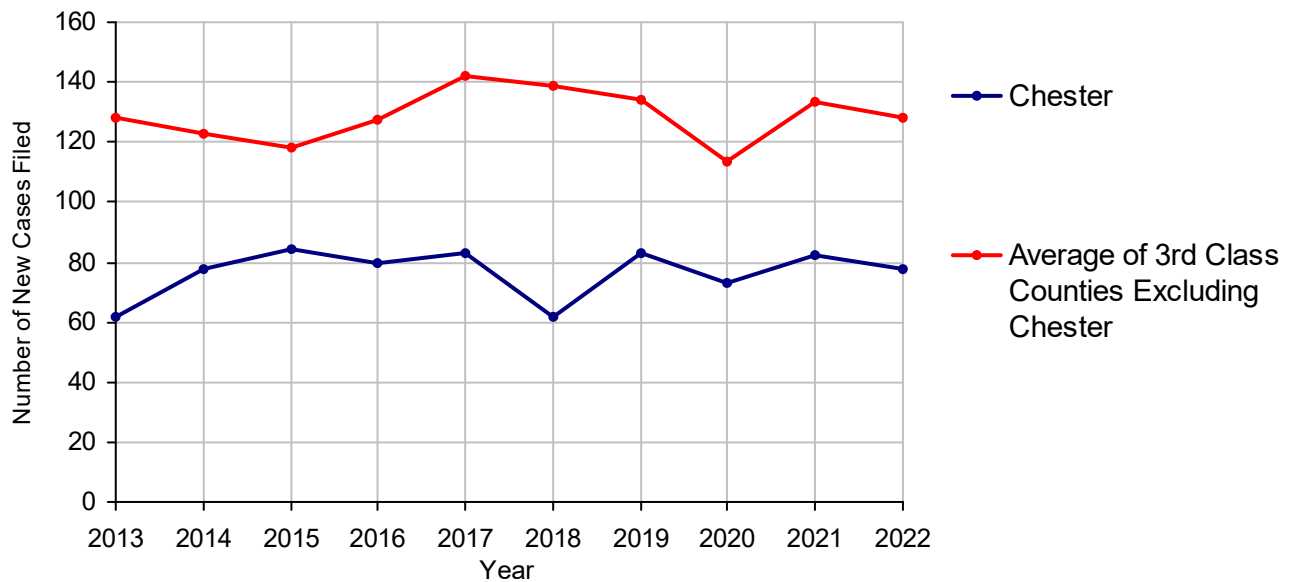
Class of County: 3rd

No. of Common Pleas Court Judgeships: 14



<b>2022 Adoptions</b>		<b>No. of Cases</b>	
Cases Pending 1/1/2022		48	
New Cases Filed in 2022		78	
<b>Cases Available for Processing</b>		<b>126</b>	
Processed By:			
Contested before a Judge	Granted	1	1.3%
	Denied	0	
Uncontested	Granted	70	87.5%
	Denied	0	
Other		9	11.3%
<b>Cases Processed</b>		<b>80</b>	<b>100.0%</b>
<b>Cases Pending 12/31/2022</b>		<b>46</b>	

Adoptions New Cases Filed, 2013-2022

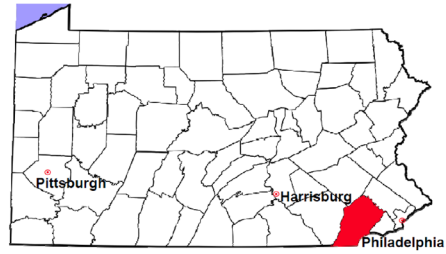


# Chester County

2022 Population estimate: 545,823

Class of County: 3rd

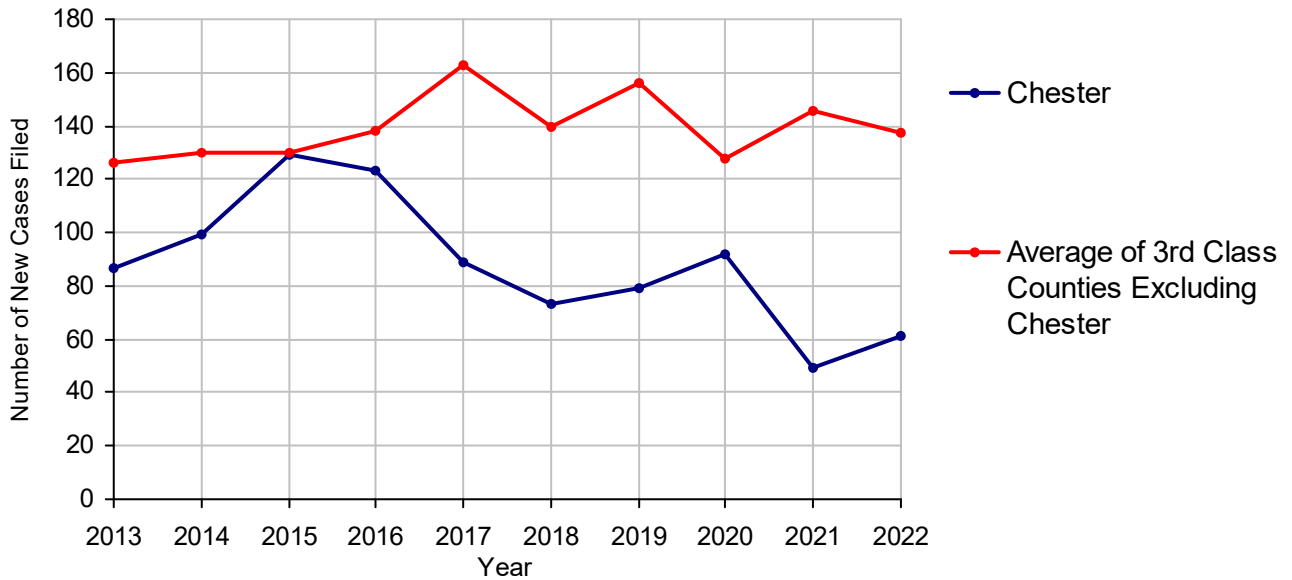
No. of Common Pleas Court Judgeships: 14



## 2022 Relinquishments/Terminations

	No. of Cases	
Cases Pending 1/1/2022	64	
New Cases Filed in 2022	61	
<b>Cases Available for Processing</b>	<b>125</b>	
Processed By:		
Contested before a Judge	0	
Uncontested	42	65.6%
Other	22	34.4%
<b>Cases Processed</b>	<b>64</b>	<b>100.0%</b>
<b>Cases Pending 12/31/2022</b>	<b>61</b>	

Relinquishments/Terminations New Cases Filed, 2013-2022

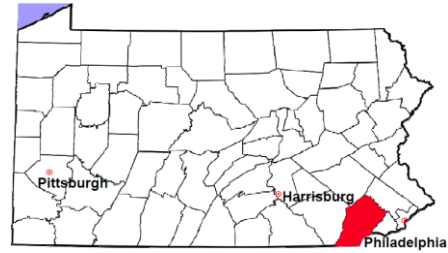


# Chester County

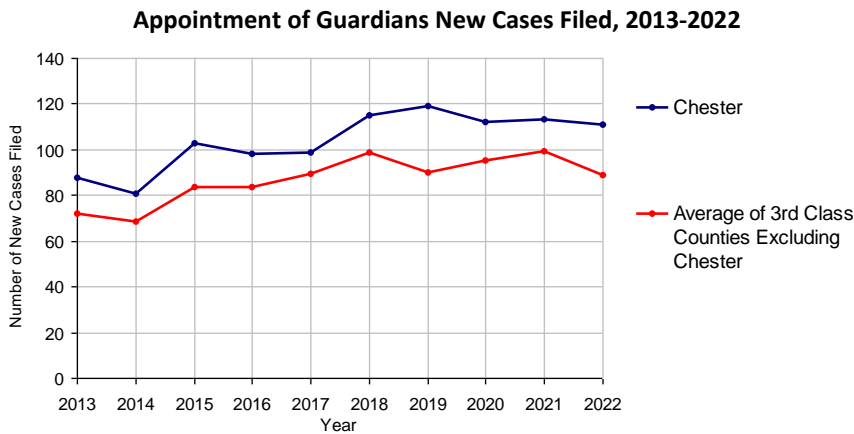
2022 Population estimate: 545,823

Class of County: 3rd

No. of Common Pleas Court Judgeships: 14



<b>2022 Appointment of Guardians</b>	<b>No. of Cases</b>	
Cases Pending 1/1/2022	32	
New Cases Filed in 2022	111	
<b>Cases Available for Processing</b>	<b>143</b>	
Processed By:		
Contested before a Judge	0	
Uncontested	90	86.5%
Other	14	13.5%
<b>Cases Processed</b>	<b>104</b>	<b>100.0%</b>
<b>Cases Pending 12/31/2022</b>	<b>39</b>	

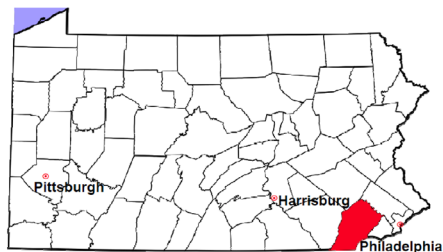


# Chester County

2022 Population estimate: 545,823

Class of County: 3rd

No. of Common Pleas Court Judgeships: 14



## 2022 Jury Yield and Utilization

### Jury Yield

Qualification Questionnaires/Summonses Mailed:	20,967	A		
Returned Undeliverable:	945	B	4.5%	Of Qualification Questionnaires/ Summonses Mailed
Not Responded to:	1,571	C	7.5%	
the Number of Prospective Jurors:				
Disqualified:	2,716	D	13.0%	
Exempted:	914	E	4.4%	
Excused:	2,355	F	11.2%	
Deferred to New Term:	828	G	3.9%	
Deferred from Previous Term:	4,001	H	19.1%	
<b>Total Number of Qualified Jurors Available for Service:</b>	<b>15,639</b>	<b>I</b>	<b>74.6%</b>	

$I = A - B - C - D - E - F - G + H$

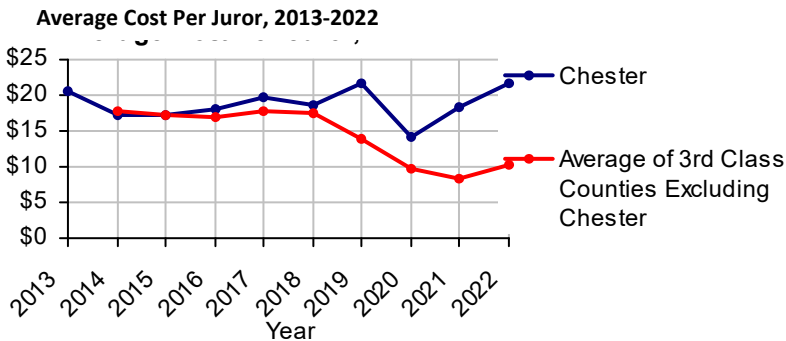
### Jury Utilization

the Number of Jurors:				
Reporting for Service:	4,818		30.8%	Of Jurors Qualified and Available
Told Not to Report for Service:	8,291		53.0%	
Sent to Courtroom for Jury Selection (Voir Dire):	4,013		83.3%	Of Jurors Reporting for Service
Impaneled or Sworn (jurors/alternates):	894		18.6%	
Removed for Cause/Hardship:	1,035			
Removed by Peremptory Challenge:	828			
Number of Jury Trials Started:	61			
Pool Days:	64			
Zero Panel Days	4		6.3%	(Of Pool Days)

### Jury Costs

Total Annual Budget for Juror Operations:	\$451,747.00	J
Average Cost Per Juror:	\$21.55	K

$K = J/A$






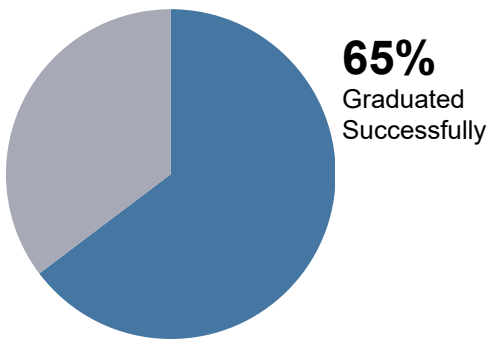
# Chester County

## 2022 Problem Solving Courts

**136 Discharges**

**129 Admissions**

Of All Court Participants Discharged:



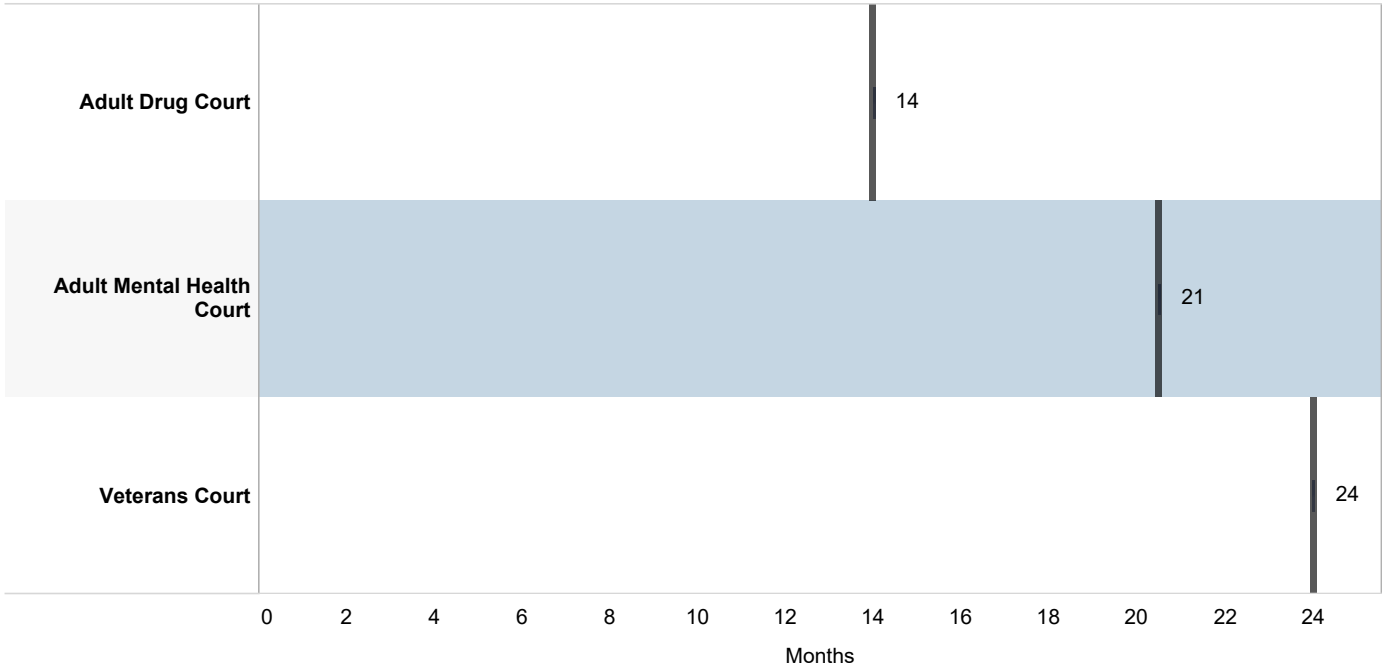
### Discharge Reason

	Successfully Completed	Unsuccessful/ New Offense	Unsuccessful /Non-Compliant	Voluntarily Withdrew	Unsuccessful /Absconded	Other	Total Discharges
<b>Adult Drug Court</b>	66 (61.7%)	1 (0.9%)	11 (10.3%)	28 (26.2%)	1 (0.9%)		<b>107 (100.0%)</b>
<b>Adult Mental Health Court</b>	12 (66.7%)	1 (5.6%)	3 (16.7%)	1 (5.6%)		1 (5.6%)	<b>18 (100.0%)</b>
<b>Veterans Court</b>	10 (90.9%)		1 (9.1%)				<b>11 (100.0%)</b>


# Chester County

## 2022 Problem Solving Courts

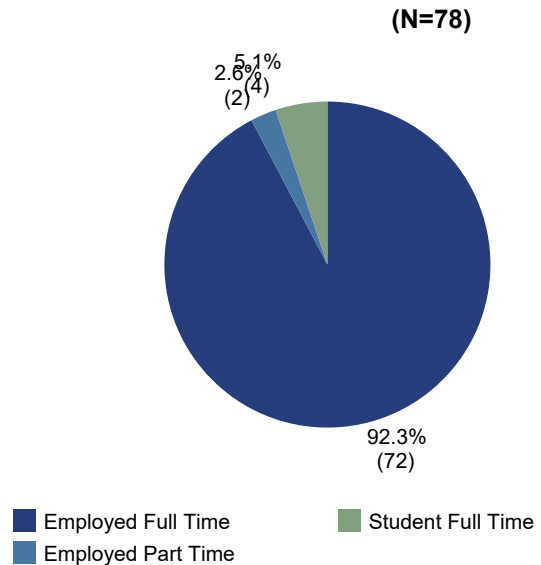
Median Months from Admission to Discharge



Among successful graduates, there was a 50% increase in employment.



92% of the employed successful graduates were employed full time:



12% (16) of all participants have improved in **education level** at discharge.



DEPARTMENT OF RESEARCH & STATISTICS

KIM NIEVES, PH.D.

DIRECTOR

ANDREW GINDER, MPA

ASSISTANT DIRECTOR

YAN LIU, M.S.

SENIOR STATISTICAL ANALYST

SASANKA ADIKARI, PH.D

DATA SCIENTIST

AMANDA PEREIRA

RESEARCH ASSISTANT