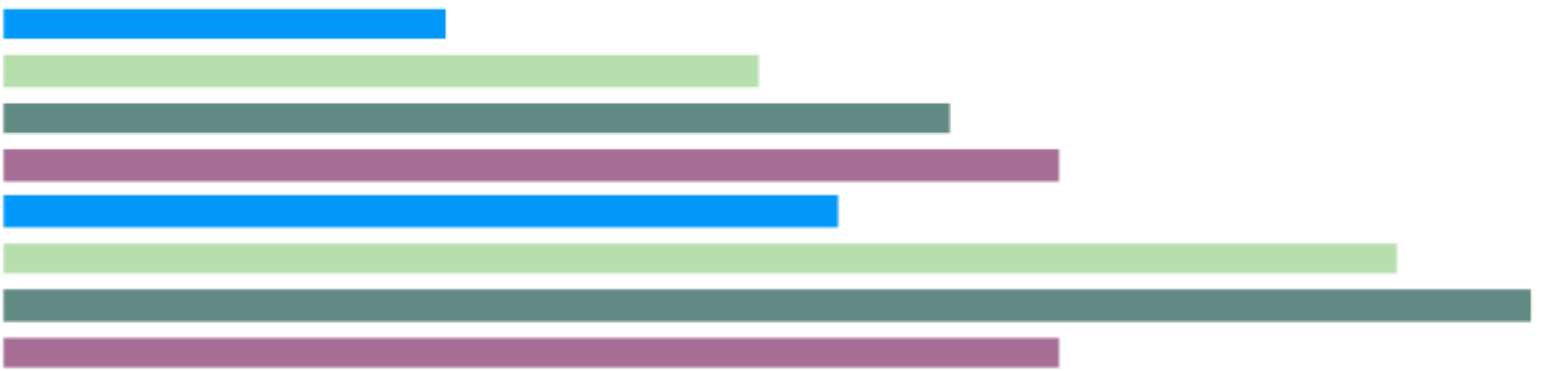
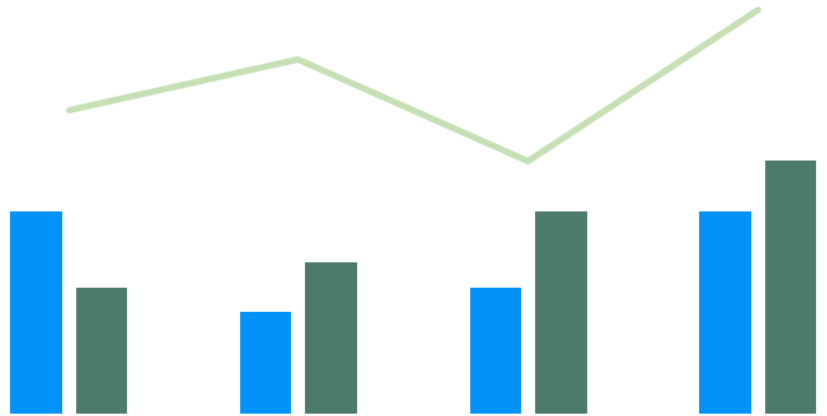


2022

Court of Common Pleas
Caseload Statistics for


Franklin County



We are pleased to provide you with a copy of the 2022 County Caseload Display pages. They can also be viewed on the AOPC webpage at www.pacourts.us in the *News & Statistics* section under *Research & Statistics*.

Should you have any questions or comments, please do not hesitate to contact me at 717.231.3300.

Sincerely,

A handwritten signature in black ink, appearing to read "Sasanka", is written over a horizontal line. The signature is fluid and cursive.

Sasanka Adikari, Ph.D.
Data Scientist
Department of Research and Statistics

Table of Contents

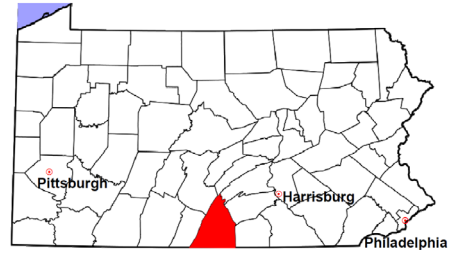
CPCMS Criminal	Page 1
CPCMS Criminal - New Cases by Case Type.....	Page 2
Civil.....	Page 3
Civil - Docketed Cases Listed by Case Type.....	Page 4
Protection From Abuse	Page 5
Spousal & Child Support and Paternity	Page 6
Custody/Partial Custody/Visitation.....	Page 7
Divorce	Page 8
Juvenile Dependency - Active Dependent Inventory	Page 9
Juvenile Dependency - Adjudicated Dependent Inventory	Page 10
Juvenile Delinquency - Cases Pending Disposition.....	Page 11
Juvenile Delinquency - New Cases by Case Type	Page 12
Juvenile Delinquency - Formal Dispositions	Page 13
Juvenile Delinquency - Informal Dispositions	Page 14
Accounts.....	Page 15
Adoptions.....	Page 16
Relinquishments/Terminations	Page 17
Appointment of Guardians	Page 18
Jury Yield and Utilization	Page 19
Problem Solving Courts.....	Pages 20-21

Franklin County

2022 Population estimate: 156,902

Class of County: 4th

No. of Common Pleas Court Judgeships: 5
(Franklin and Fulton combined)

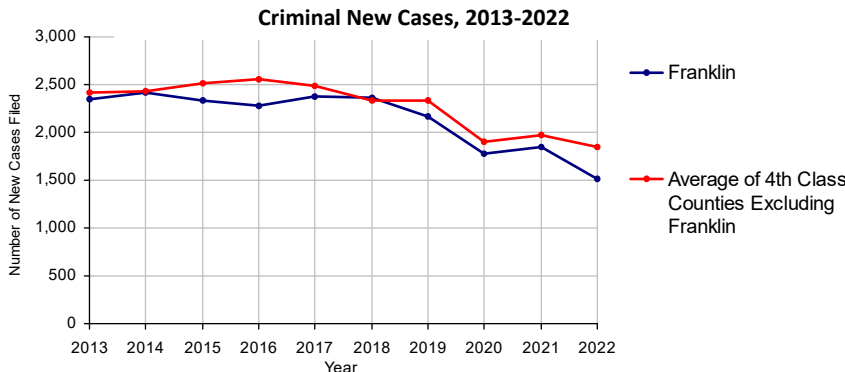


2022 Criminal	No. of Cases	
Cases Pending 1/1/2022	932	
New Cases Filed in 2022	1,514	
Reopened Cases	76	
Cases Available for Processing	2,522	
Processed by:		
Withdrawn/Dismissed	218	11.8%
Diversionsary Disposition*	216	11.6%
Guilty Plea	1,310	70.6%
Non-Jury Trial	11	0.6%
Jury Trial	38	2.0%
Inactive	58	3.1%
Other	4	0.2%
Total Cases Processed	1,855	100.0%
Cases Pending 12/31/2022	667	
Cases Awaiting Sentencing	132	

Age of Pending Cases as of 12/31/2022		
0-60 Days	212	31.8%
61-120 Days	88	13.2%
121-180 Days	73	10.9%
181-240 Days	33	4.9%
241-300 Days	44	6.6%
301-360 Days	29	4.3%
Over 360 Days	188	28.2%
Total	667	100.0%

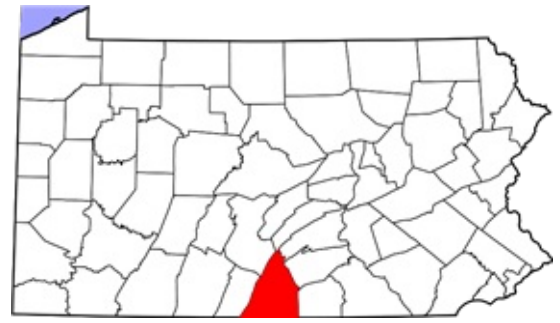
Data provided by CPCMS

* Includes other diversionsary programs such as Veterans Court.



Franklin County

2022 Population: 156,902
 Class of County: 4th
 No. of Common Pleas Judgeships: 5
 (Franklin and Fulton combined)

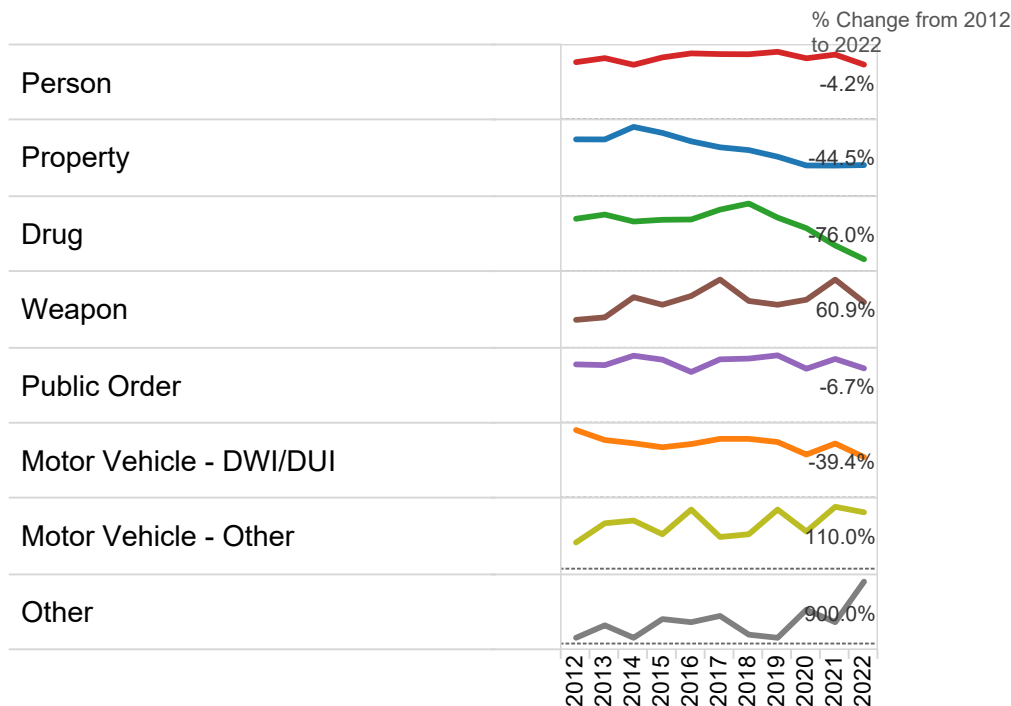


2022 Criminal - New Cases by Offense Type

Case Type	Felony	Misdemeanor	Summary	Total	
Person	170	147	0	317	20.9%
Property	201	187	0	388	25.6%
Drug	47	41	0	88	5.8%
Weapon	27	10	0	37	2.4%
Public Order	55	98	0	153	10.1%
Motor Vehicle - DWI/DUI	34	456	0	490	32.4%
Motor Vehicle - Other	2	19	0	21	1.4%
Other	20	0	0	20	1.3%
Total	556	958	0	1,514	100.0%
	36.7%	63.3%	0.0%	100.0%	

Data provided by CPCMS

Criminal New Cases by Offense Type, 2012-2022

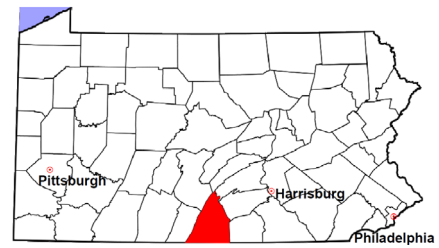


Franklin County

2022 Population estimate: 156,902

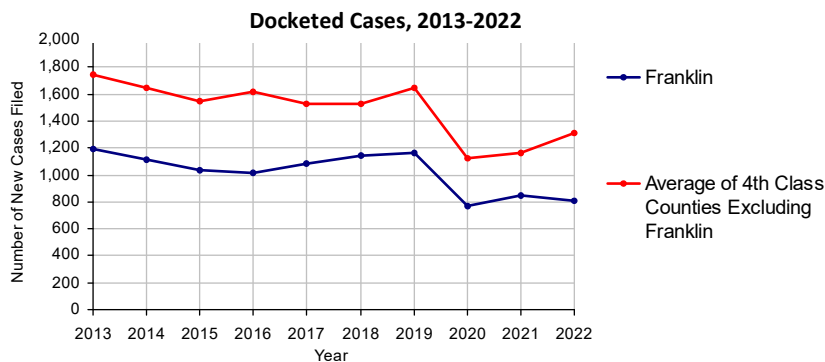
Class of County: 4th

No. of Common Pleas Court Judgeships: 5
(Franklin and Fulton combined)



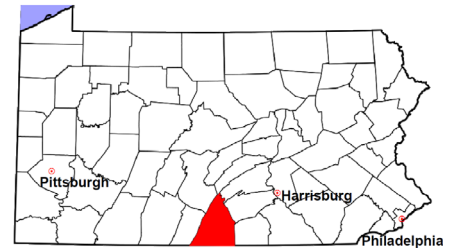
2022 Civil	Civil Action	Other	Total
Cases Pending 1/1/2022	761	399	1,160
Docketed Cases	516	288	804
Arbitration Appeals	0	1	1
Transferred In	0	0	0
Returned to Active	13	13	26
Cases Available for Processing	1,290	701	1,991
Processed By:			
Default Judgments	192	90	282
Cases Decided by Arbitration Board	25	2	27
Dispositive Motions	0	0	0
Settlements	8	17	25
Moved to Inactive Status	4	8	12
Transferred/Withdrawn	3	4	7
Dismissed/Discontinued	255	104	359
Administrative Purge	36	42	78
Other	6	5	11
Jury Trial	2	0	2
Non-Jury Trial	0	0	0
Total Cases Processed	531	272	803
Cases Pending 12/31/2022	759	429	1,188

Age of Pending Cases as of 12/31/2022 (Civil Action Only)		
0-6 months	229	30.2%
7-12 months	91	12.0%
13-18 months	95	12.5%
19-24 months	75	9.9%
25-30 months	68	9.0%
31-36 months	26	3.4%
37-42 months	32	4.2%
43-48 months	29	3.8%
49-54 months	29	3.8%
55-60 months	18	2.4%
61-66 months	11	1.4%
67-72 months	13	1.7%
Over 72 months	43	5.7%
Total	759	100.0%



Franklin County

2022 Population estimate: 156,902
 Class of County: 4th
 No. of Common Pleas Court Judgeships: 5
 (Franklin and Fulton combined)



2022 Civil - Docketed Cases Listed by Case Type

TORT	99	12.3%
<i>(does not include mass tort)</i>		
Intentional	3	
Malicious Prosecution	1	
Motor Vehicle	63	
Nuisance	0	
Premise Liability	9	
Product Liability	1	
Slander/Libel/Defamation	1	
Other	21	
MASS TORT	0	
Asbestos	0	
Tobacco	0	
Toxic Tort - DES	0	
Toxic Tort - Implant	0	
Toxic Waste	0	
Other	0	
PROFESSIONAL LIABILITY	3	0.4%
Dental	0	
Legal	0	
Medical Malpractice	1	
Other	2	
CONTRACT	397	49.4%
<i>(does not include judgments)</i>		
Buyer Plaintiff	5	
Debt Collection: Credit Card	191	
Debt Collection: Other	178	
Employment Dispute: Discrimination	0	
Employment Dispute: Other	2	
Other	21	

REAL PROPERTY	209	26.0%
Ejectment*	10	
Eminent Domain/Condemnation*	0	
Ground Rent	0	
Landlord/Tenant Dispute	17	
Mortgage Foreclosure:		
Residential*	150	
Commercial*	13	
Partition of Real Property*	6	
Quiet Title*	8	
Other*	5	

CIVIL APPEALS	44	5.5%
<i>- Administrative Agencies</i>		
Board of Assessment*	0	
Board of Elections*	3	
Dept. of Transportation*	31	
Zoning Board*	0	
Statutory Appeal - Other*	0	
Other*	10	

MISCELLANEOUS	52	6.5%
Common Law/		
Statutory Arbitration*	0	
Declaratory Judgment*	2	
Mandamus*	0	
Non-Domestic Relations		
Restraining Order*	0	
Quo Warranto*	0	
Replevin*	7	
Other*	43	

TOTAL DOCKETED CASES: 804 100.0%

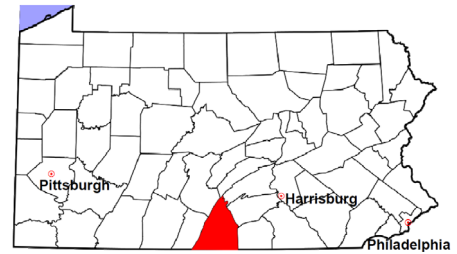
Of the Docketed Cases:

Pro Se Filings: 52 6.5% Class Action Suits: 5 0.6% MDJ Appeals: 33 4.1%

*Civil Other

Franklin County

2022 Population estimate: 156,902
 Class of County: 4th
 No. of Common Pleas Court Judgeships: 5
 (Franklin and Fulton combined)



2022 Protection From Abuse

**No. of
Petitions**

Cases Pending 1/1/2022 14 (R)

New Cases Filed in 2022 215

Of these, Petitions Requesting Temporary Orders: 215 (100.0%)

Temporary Orders DENIED: 20 (9.3%), Temporary Orders GRANTED: 195 (90.7%)

Cases Available for Processing

229

Processed By:

Temporary Order DENIED After Ex Parte Hearing and No Evidentiary Hearing Scheduled 17 7.5%

Temporary Order DISMISSED After Evidentiary Hearing and No Final Order Entered 74 32.5%

Final Order DENIED After Evidentiary Hearing Before a Judge or a Judicial Officer 8 3.5%

Final Order GRANTED After Evidentiary Hearing Before a Judge or a Judicial Officer 59 25.9%

Plaintiff Did Not Appear For Evidentiary Hearing 6 2.6%

Final Order by STIPULATION OR AGREEMENT Between the Parties 50 21.9%

Petition WITHDRAWN by Plaintiff 1 0.4%

TRANSFERRED to Another Jurisdiction 0

Other 13 5.7%

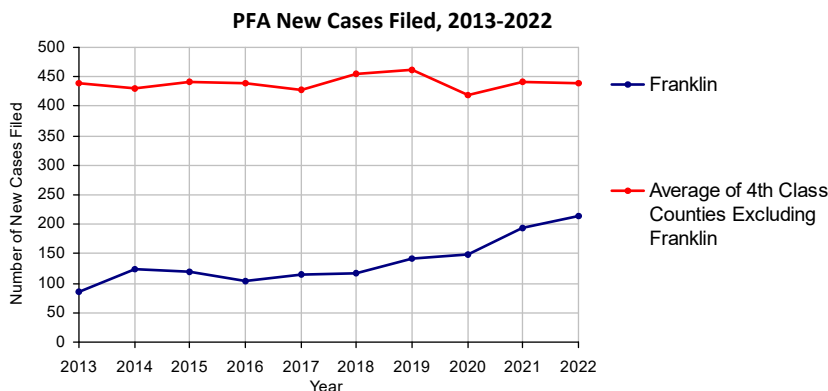
Cases Processed

228 100.0%

Cases Pending 12/31/2022

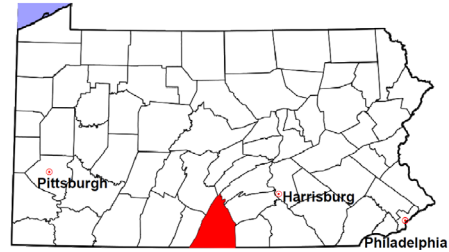
1

(R) - Revised



Franklin County

2022 Population estimate: 156,902
 Class of County: 4th
 No. of Common Pleas Court Judgeships: 5
 (Franklin and Fulton combined)



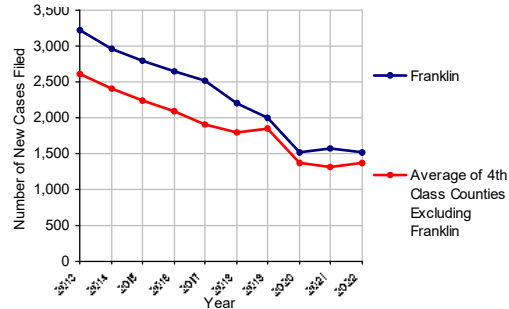
2022 Spousal & Child Support	No. of Petitions
Cases Pending 1/1/2022	252
New Cases Filed in 2022	1,522
Dockets Transferred In (+)	8
Dockets Transferred Out (-)	10
Cases Available for Processing	1,772
Processed By:	
Judge	2 0.1%
Intake Officer	1,477 95.7%
Hearing Officer	64 4.1%
Other	0
Cases Processed	1,543 100.0%
Cases Pending 12/31/2022	229

Data provided by PACSES

2022 Paternity	No. of Cases
Acknowledgements Filed:	
Non-Domestic Relations Section	173 85.6%
During Conference	13 6.4%
Non-Stipulated (post genetic test)	1 0.5%
Pre-Trial Conference	15 7.4%
Total	202 100.0%
Established:	
Stipulated by Genetic Tests	17 14.2%
Default - Father Failed to Appear	7 5.8%
Adjudication by Court Proceeding	0
Out of State	96 80.0%
Total	120 100.0%
Cases Pending 12/31/2022	43

Data provided by PACSES

Spousal & Child Support New Cases Filed, 2013-2022



DEFINITIONS:

ACKNOWLEDGEMENTS FILED:

NON-DOMESTIC RELATIONS SECTION: The voluntary Acknowledgement of Paternity by the alleged father.
DURING CONFERENCE: The alleged father signed the Acknowledgement of Paternity-Waiver of Trial (PE-010) at the initial child support conference.
NON-STIPULATED (POST GENETIC TEST): The alleged father signed the Acknowledgement of Paternity-Waiver of Trial after genetic tests were conducted and resulted in the alleged father being determined to be the biological father.
PRE-TRIAL CONFERENCE: The alleged father signed the Acknowledgement of Paternity-Waiver of Trial at the pre-trial conference.

ESTABLISHED:

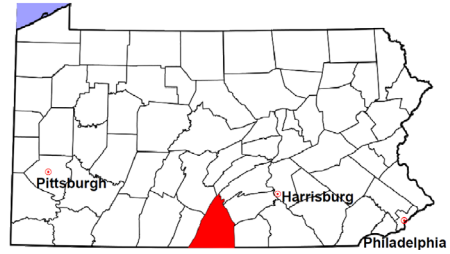
STIPULATED BY GENETIC TESTS: The alleged father requested genetic tests and signed a stipulation that if the test results had a 99% or higher probability of paternity then the alleged father would be stipulated as the biological father of the child.
DEFAULT - FATHER FAILED TO APPEAR: The alleged father failed to appear after being served for either a support conference, hearing, or genetic test and a default paternity order was entered by the court.
ADJUDICATION BY COURT PROCEEDING: The alleged father was determined to be the biological father of the child through a court proceeding.
OUT OF STATE: Paternity was established in another state, "Out of state only".

Franklin County

2022 Population Estimate: 156,902

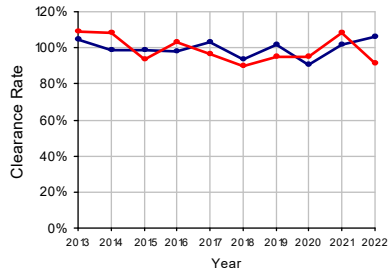
Class of County: 4th

No. of Common Pleas Court Judgeships: 5
(Franklin and Fulton combined)



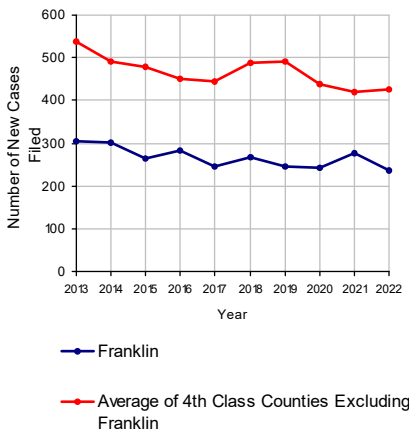
2022 Custody/Partial Custody/Visitation	No. of Petitions	
Cases Pending 1/1/2022	40	
New Cases Filed in 2022	236	
Cases Available for Processing	276	
Processed By:		
Judge	0	
Non-Judicial Officer	209	83.6%
Administrative Review/Purge	19	7.6%
Other	22	8.8%
Cases Processed	250	100.0%
Cases Pending 12/31/2022	26	

Clearance Rate, 2013-2022

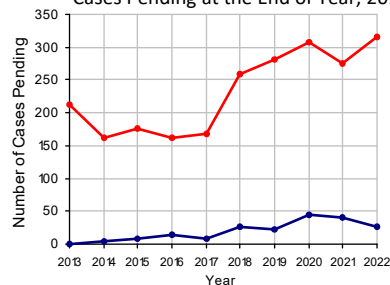


Note: Clearance Rate = Cases Processed / New Cases Filed

C Custody/Partial Custody/Visitation New Cases Filed, 2013-2022



C₁ Cases Pending at the End of Year, 2013-2022

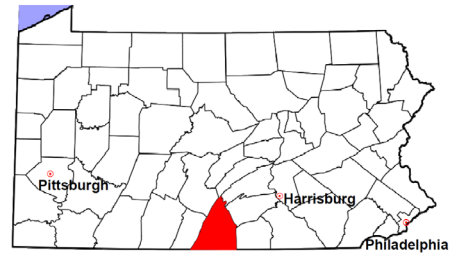


Franklin County

2022 Population estimate: 156,902

Class of County: 4th

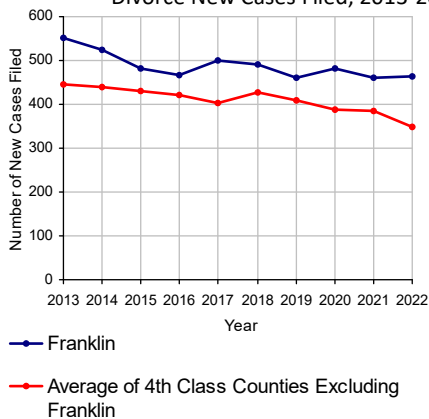
No. of Common Pleas Court Judgeships: 5
(Franklin and Fulton combined)



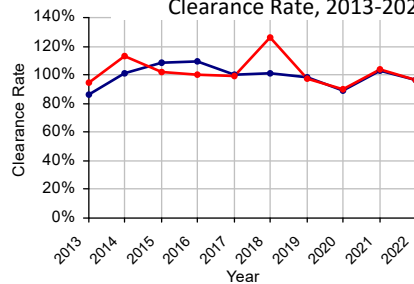
2022 Divorce

	No. of Petitions	
Cases Pending 1/1/2022	694	
New Cases Filed in 2022	463	
Cases Available for Processing	1,157	
Processed By:		
Contested Before a Judge	0	
Contested Before a Non-Judicial Officer	2	0.4%
Uncontested	388	87.0%
Administrative Review/Purge	33	7.4%
Other	23	5.2%
Cases Processed	446	100.0%
Cases Pending 12/31/2022	711	

l Divorce New Cases Filed, 2013-2022

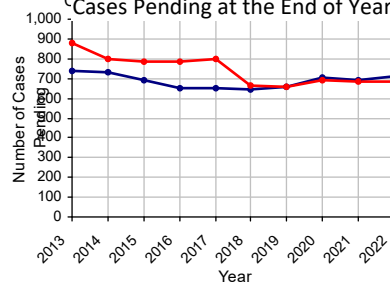


Clearance Rate, 2013-2022



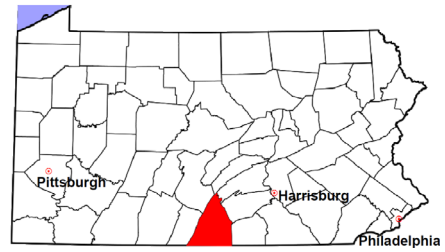
Note: Clearance Rate = Cases Processed / New Cases Filed

c Cases Pending at the End of Year, 2013-2022



Franklin County

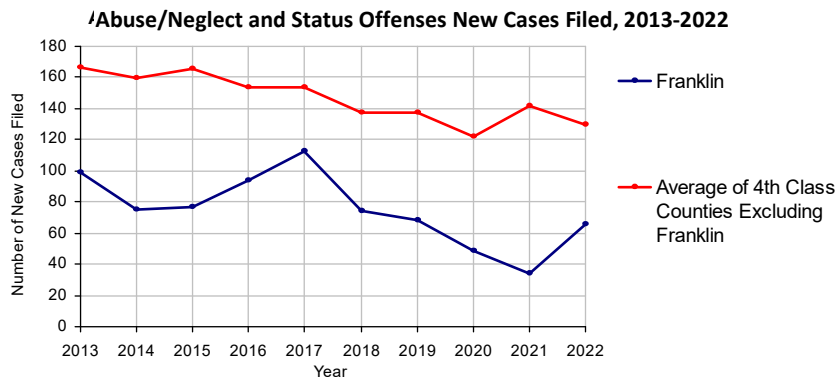
2022 Population estimate: 156,902
 Class of County: 4th
 No. of Common Pleas Court Judgeships: 5
 (Franklin and Fulton combined)



2022 Juvenile Dependency - Petitions Pending Adjudication

	Abuse/ Neglect	Status Offenses	Total
Cases Pending 1/1/2022	2	1	3
New Petitions Filed in 2022	63	3	66
Other	11	0	11
Total Petitions Available for Processing	76	4	80
Processed by:			
Adjudicated Dependent			
Judge	2	0	2
Juvenile Court Hearing Officer	57	3	60
Adjudicated NOT Dependent			
Judge	0	0	0
Juvenile Court Hearing Officer	2	0	2
Withdrawn/Dismissed/Transferred	4	0	4
Other	4	0	4
Total Petitions Processed	69	3	72
Cases Pending 12/31/2022	7	1	8

Data provided by CPCMS

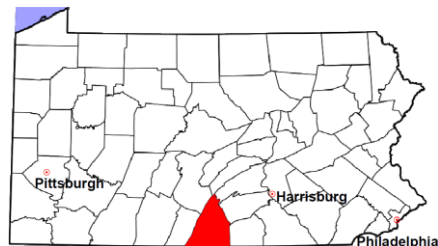


Franklin County

2022 Population estimate: 156,902

Class of County: 4th

No. of Common Pleas Court Judgeships: 5
(Franklin and Fulton combined)



2022 Juvenile Dependency - Adjudicated Dependent Inventory

	Abuse/ Neglect	Status Offenses	Total
Cases Pending 1/1/2022	85	0	85
New Adjudicated Dependent Cases	59	3	62
Other	3	0	3
Total Adjudicated Dependent Cases	147	3	150

Court Supervision Terminated:

Family Reunification	17	33.3%	3	100.0%	20	37.0%
Adoption	13	25.5%	0		13	24.1%
Placement with a Relative/Guardian	5	9.8%	0		5	9.3%
Aged Out	10	19.6%	0		10	18.5%
Other Permanency Outcomes*	1	2.0%	0		1	1.9%
Other**	5	9.8%	0		5	9.3%
Total Adjudicated Dependent Cases Terminated	51	100.0%	3	100.0%	54	100.0%
Cases Pending 12/31/2022	96		0		96	

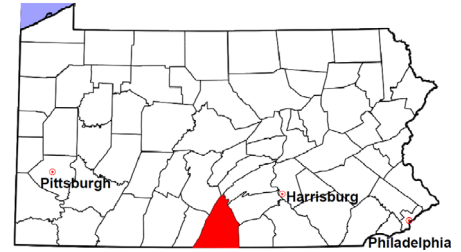
Data provided by CPCMS

* Other Permanency Outcomes include: adjudicated delinquent, death due to natural causes, emancipation, permanent living arrangement, and parent has come forward.

** Other includes cases where court supervision is terminated due to transfer out of jurisdiction, withdrawal and administrative closure.

Franklin County

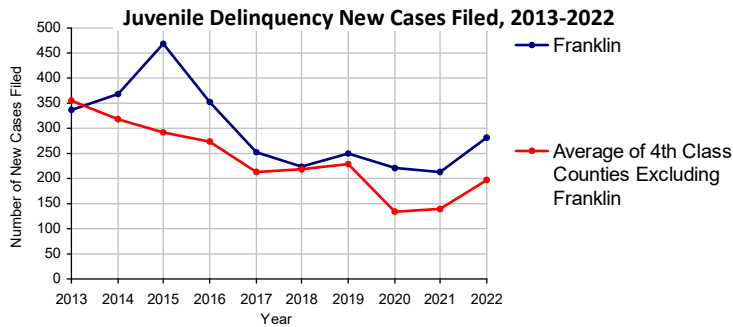
2022 Population estimate: 156,902
 Class of County: 4th
 No. of Common Pleas Court Judgeships: 5
 (Franklin and Fulton combined)



2022 Juvenile Delinquency - Cases Pending Disposition

Begin Pending	88
New Cases	282
Consent Decree Revoked	9
Informal Adjustment Program Revoked	2
Alternative Program Revoked	0
Warrant Returned	1
Other	24
Total Cases Available for Disposition	406
Warrant Issued	3
Disposed by:	
Adjudicated Delinquent by a Judge	48
Adjudicated Delinquent by a Juvenile Court Hearing Officer	65
Consent Decree Entered	85
Informal Adjustment Program Entered	35
Warned and Counseled (Pre-Petition)	2
Dismissed/Withdrawn/Transferred	56
Transferred to Criminal Court	0
Other	17
Total Cases Disposed	308
End Pending	95

Data provided by CPCMS



Franklin County

2022 Population: 156,902
 Class of County: 4th
 No. of Common Pleas Judgeships: 5
 (Franklin and Fulton combined)

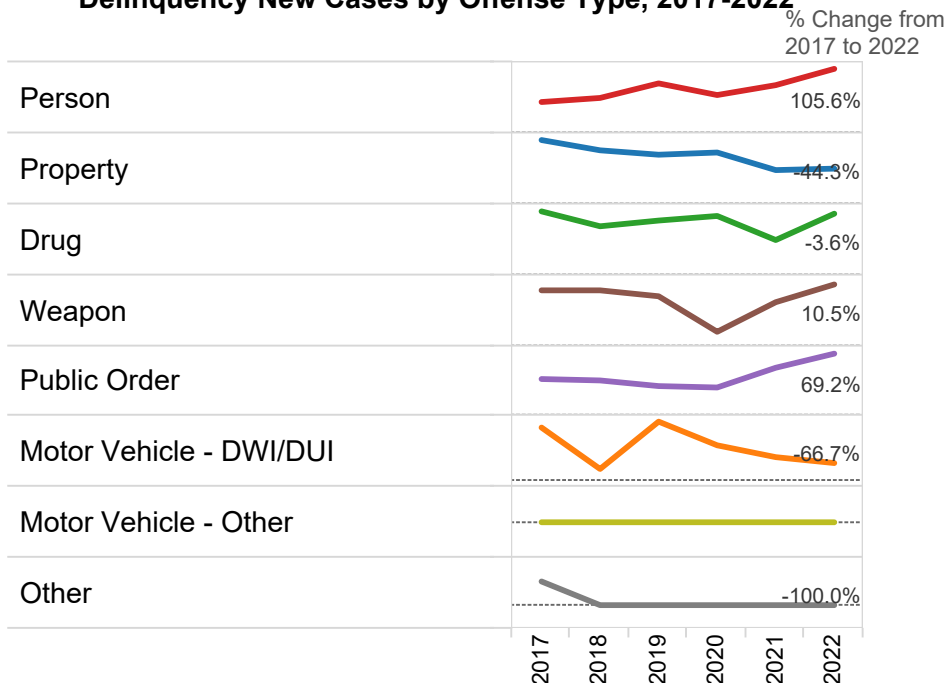


2022 Delinquency - New Cases by Offense Type

Case Type	Felony	Misdemeanor	Summary	Total	
Person	50	61	0	111	39.4%
Property	8	41	0	49	17.4%
Drug	1	53	0	54	19.1%
Weapon	0	21	0	21	7.4%
Public Order	16	28	0	44	15.6%
Motor Vehicle - DWI/DUI	0	3	0	3	1.1%
Motor Vehicle - Other	0	0	0	0	0.0%
Other	0	0	0	0	0.0%
Total	75	207	0	282	100.0%
	26.6%	73.4%	0.0%	100.0%	

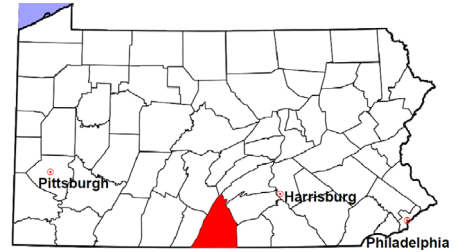
Data provided by CPCMS

Delinquency New Cases by Offense Type, 2017-2022



Franklin County

2022 Population estimate: 156,902
Class of County: 4th
No. of Common Pleas Court Judgeships: 5
(Franklin and Fulton combined)



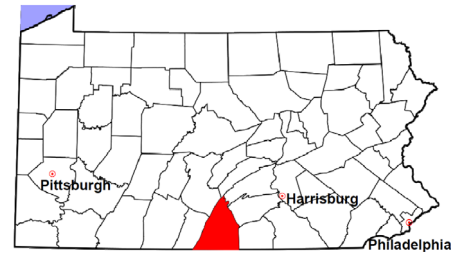
2022 Juvenile Delinquency - Formal Dispositions

Begin Pending	104
Adjudicated Delinquent by a Judge	48
Adjudicated Delinquent by a Juvenile Court Hearing Officer	65
Warrant Returned	0
Other	2
Total Adjudicated Delinquent Cases	219
Warrant Issued	0
Court Supervision Terminated:	
Conditions Satisfied	48
Compelling Reasons	26
Reached Age 21	0
Transferred to Another Juvenile Court	0
Other	1
Total Adjudicated Delinquent Cases Terminated	75
End Pending	144

(R) - Revised
Data provided by CPCMS

Franklin County

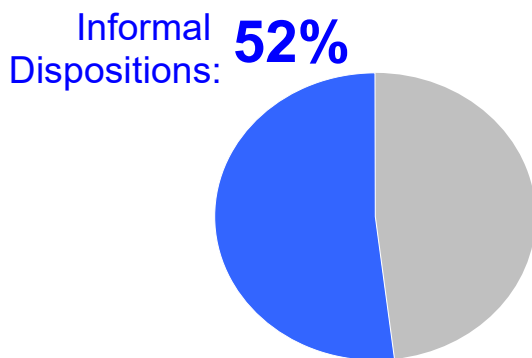
2022 Population estimate: 156,902
 Class of County: 4th
 No. of Common Pleas Court Judgeships: 5
 (Franklin and Fulton combined)



2022 Juvenile Delinquency - Informal Dispositions

Pending Consent Decrees	27
Pending Informal Adjustments	13
New Consent Decrees	85
New Informal Adjustments	35
Warrant Returned	0
Other	3
Cases Informally Disposed	163
Warrant Issued	0
Terminated by:	
Consent Decree Completed	69
Informal Adjustment Completed	37
Consent Decree Revoked	9
Informal Adjustment Program Revoked	2
Other	5
Total Informally Disposed Cases Terminated	122
End Pending	41

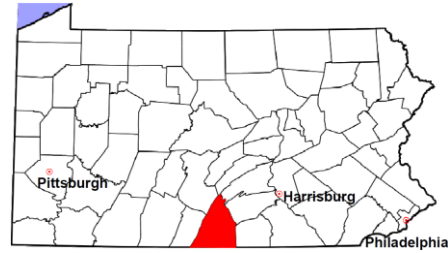
(R) - Revised
 Data provided by CPCMS



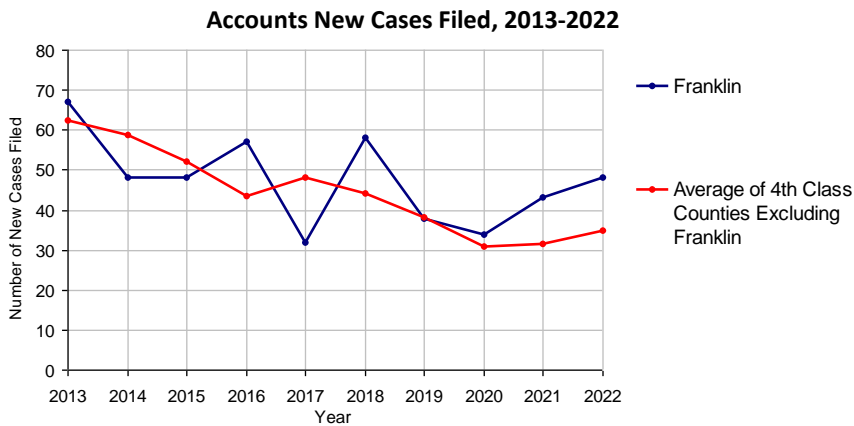
Delinquency Cases are disposed either formally, at a proceeding held before a judge or hearing officer, or informally without a proceeding. Informal dispositions include informal adjustments supervised by a juvenile probation officer; consent decrees agreed upon with the District Attorney after a petition is filed; or other pre-petition process by the juvenile probation department.

Franklin County

2022 Population estimate: 156,902
 Class of County: 4th
 No. of Common Pleas Court Judgeships: 5
 (Franklin and Fulton combined)

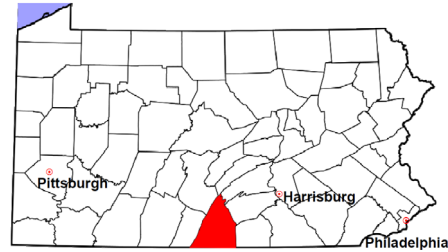


2022 Accounts	No. of Cases	
Cases Pending 1/1/2022	22	
New Cases Filed in 2022	48	
Cases Available for Processing	70	
Processed By:		
Contested before a Judge	0	
Contested before a Non-Judicial Officer	0	
Uncontested	50	92.6%
Other	4	7.4%
Cases Processed	54	100.0%
Cases Pending 12/31/2022	16	



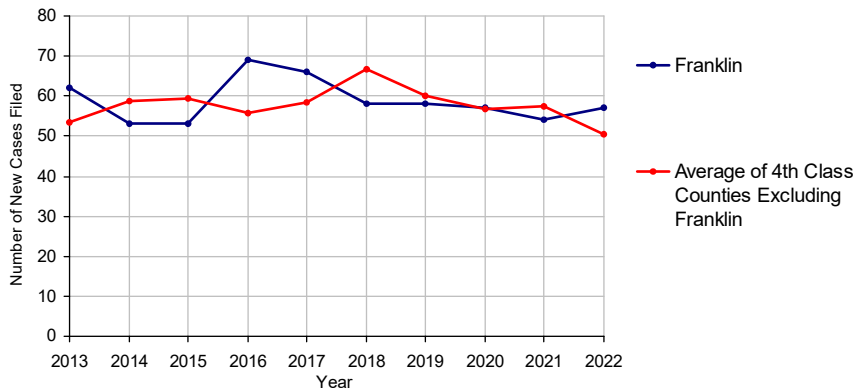
Franklin County

2022 Population estimate: 156,902
 Class of County: 4th
 No. of Common Pleas Court Judgeships: 5
 (Franklin and Fulton combined)



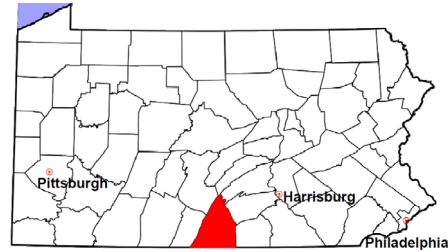
2022 Adoptions		No. of Cases	
Cases Pending 1/1/2022		13	
New Cases Filed in 2022		57	
Cases Available for Processing		70	
Processed By:			
Contested before a Judge	Granted	0	
	Denied	0	
Uncontested	Granted	51	98.1%
	Denied	0	
Other		1	1.9%
Cases Processed		52	100.0%
Cases Pending 12/31/2022		18	

Adoptions New Cases Filed, 2013-2022

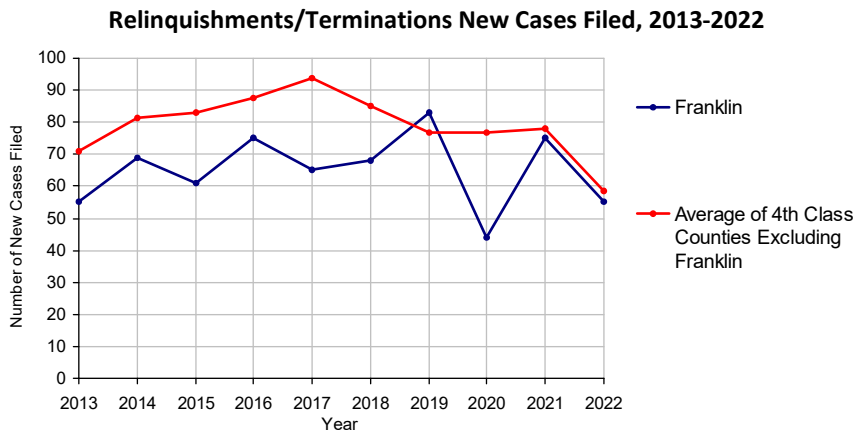


Franklin County

2022 Population estimate: 156,902
 Class of County: 4th
 No. of Common Pleas Court Judgeships: 5
 (Franklin and Fulton combined)

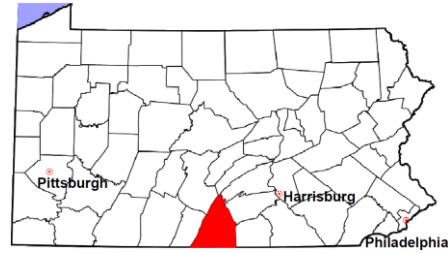


2022 Relinquishments/Terminations	No. of Cases	
Cases Pending 1/1/2022	31	
New Cases Filed in 2022	55	
Cases Available for Processing	86	
Processed By:		
Contested before a Judge	0	
Uncontested	56	86.2%
Other	9	13.8%
Cases Processed	65	100.0%
Cases Pending 12/31/2022	21	

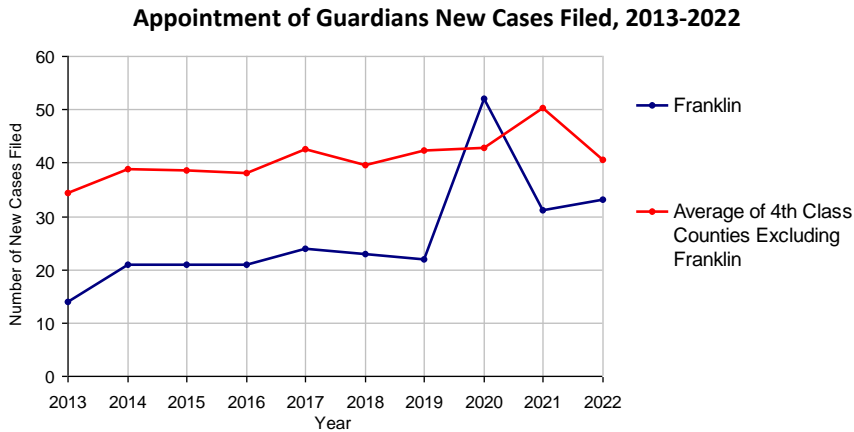


Franklin County

2022 Population estimate: 156,902
 Class of County: 4th
 No. of Common Pleas Court Judgeships: 5
 (Franklin and Fulton combined)

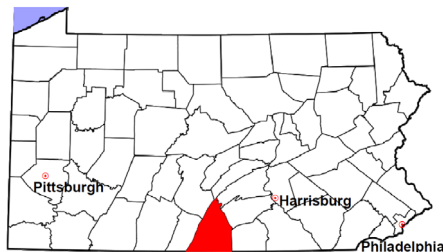


2022 Appointment of Guardians	No. of Cases	
Cases Pending 1/1/2022	10	
New Cases Filed in 2022	33	
Cases Available for Processing	43	
Processed By:		
Contested before a Judge	0	
Uncontested	18	58.1%
Other	13	41.9%
Cases Processed	31	100.0%
Cases Pending 12/31/2022	12	



Franklin County

2022 Population estimate: 156,902
 Class of County: 4th
 No. of Common Pleas Court Judgeships: 5
 (Franklin and Fulton combined)



2022 Jury Yield and Utilization

Jury Yield

Qualification Questionnaires/Summonses Mailed:	12,660	A		
Returned Undeliverable:	334	B	2.6%	Of Qualification Questionnaires/ Summonses Mailed
Not Responded to:	4,438	C	35.1%	
the Number of Prospective Jurors:				
Disqualified:	771	D	6.1%	
Exempted:	234	E	1.8%	
Excused:	2,201	F	17.4%	
Deferred to New Term:	4,604	G	36.4%	
Deferred from Previous Term:	985	H	7.8%	
Total Number of Qualified Jurors Available for Service:	1,063	I	8.4%	

$I = A - B - C - D - E - F - G + H$

Jury Utilization

the Number of Jurors:			
Reporting for Service:	2,647	249.0%	Of Jurors Qualified and Available
Told Not to Report for Service:	1,316	123.8%	
Sent to Courtroom for Jury Selection (Voir Dire):	4,841	182.9%	Of Jurors Reporting for Service
Impaneled or Sworn (jurors/alternates):	738	27.9%	
Removed for Cause/Hardship:	1,318		
Removed by Peremptory Challenge:	805		
Number of Jury Trials Started:	47		
Pool Days:	21		
Zero Panel Days:	1	4.8%	(Of Pool Days)

Jury Costs

Total Annual Budget for Juror Operations:	\$178,845.00	J
Average Cost Per Juror:	\$14.13	K

$K = J/A$



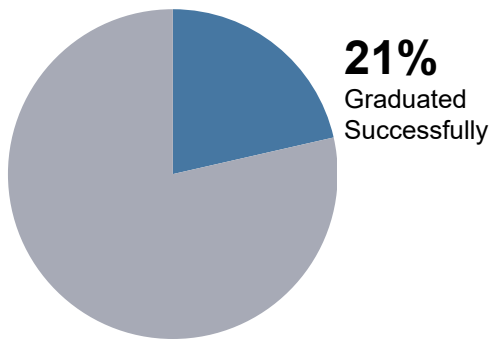
Franklin County

2022 Problem Solving Courts

14 Discharges

6 Admissions

Of All Court Participants Discharged:



Adult Drug Court



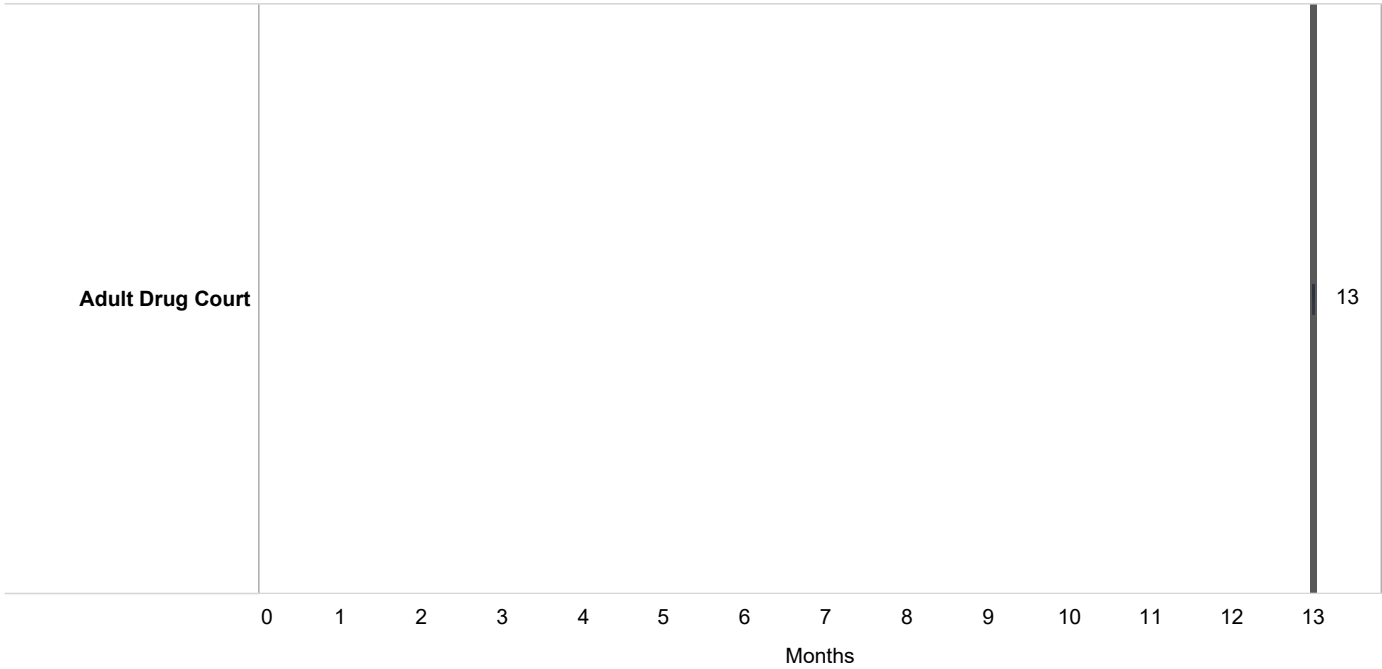
Discharge Reason

	Successfully Completed	Unsuccessful/ New Offense	Unsuccessful /Non-Compliant	Other	Total Discharges
Adult Drug Court	3 (21.4%)	3 (21.4%)	6 (42.9%)	2 (14.3%)	14 (100.0%)

Franklin County

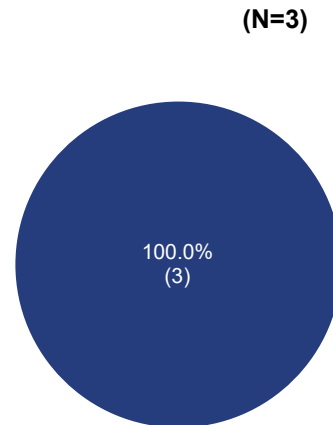
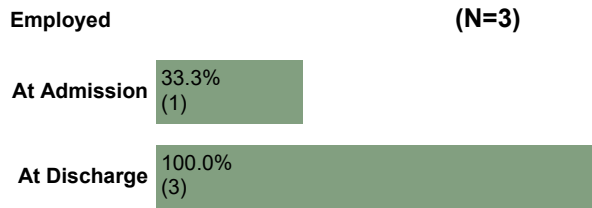
2022 Problem Solving Courts

Median Months from Admission to Discharge



Among successful graduates, there was a 200% increase in employment.

100% of the employed successful graduates were employed full time:



■ Employed Full Time

DEPARTMENT OF RESEARCH & STATISTICS

KIM NIEVES, PH.D.

DIRECTOR

ANDREW GINDER, MPA

ASSISTANT DIRECTOR

YAN LIU, M.S.

SENIOR STATISTICAL ANALYST

SASANKA ADIKARI, PH.D

DATA SCIENTIST

AMANDA PEREIRA

RESEARCH ASSISTANT