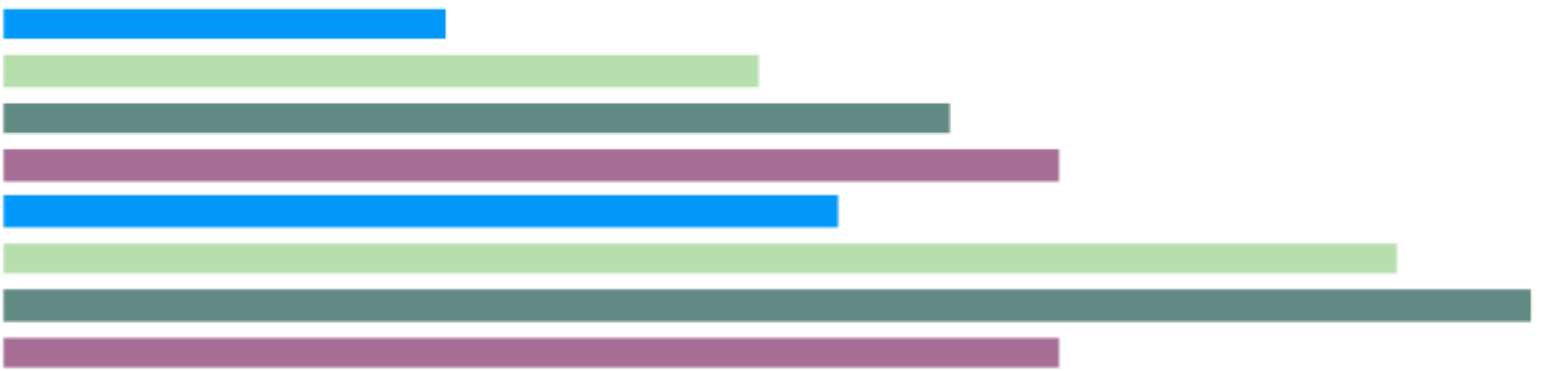
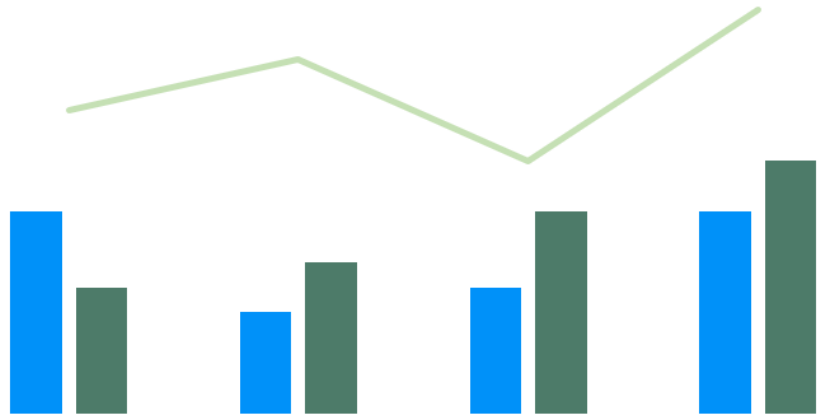


2022

Court of Common Pleas
Caseload Statistics for


Wayne County



We are pleased to provide you with a copy of the 2022 County Caseload Display pages. They can also be viewed on the AOPC webpage at www.pacourts.us in the *News & Statistics* section under *Research & Statistics*.

Should you have any questions or comments, please do not hesitate to contact me at 717.231.3300.

Sincerely,

A handwritten signature in black ink, appearing to read "Sasanka", is written over a horizontal line. The signature is fluid and cursive.

Sasanka Adikari, Ph.D.
Data Scientist
Department of Research and Statistics

Table of Contents

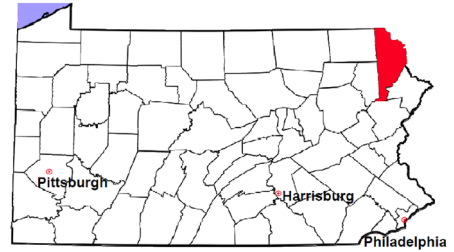
CPCMS Criminal	Page 1
CPCMS Criminal - New Cases by Case Type.....	Page 2
Civil.....	Page 3
Civil - Docketed Cases Listed by Case Type.....	Page 4
Protection From Abuse	Page 5
Spousal & Child Support and Paternity	Page 6
Custody/Partial Custody/Visitation.....	Page 7
Divorce	Page 8
Juvenile Dependency - Active Dependent Inventory	Page 9
Juvenile Dependency - Adjudicated Dependent Inventory	Page 10
Juvenile Delinquency - Cases Pending Disposition.....	Page 11
Juvenile Delinquency - New Cases by Case Type	Page 12
Juvenile Delinquency - Formal Dispositions	Page 13
Juvenile Delinquency - Informal Dispositions	Page 14
Accounts.....	Page 15
Adoptions.....	Page 16
Relinquishments/Terminations	Page 17
Appointment of Guardians	Page 18
Jury Yield and Utilization	Page 19
Problem Solving Courts.....	Pages 20-21

Wayne County

2022 Population estimate: 51,173

Class of County: 6th

No. of Common Pleas Court Judgeships: 2



2022 Criminal	No. of Cases
---------------	--------------

Cases Pending 1/1/2022	152
New Cases Filed in 2022	320
Reopened Cases	28
Cases Available for Processing	500

Processed by:

Withdrawn/Dismissed	46	12.5%
Diversionsary Disposition*	57	15.5%
Guilty Plea	234	63.6%
Non-Jury Trial	0	
Jury Trial	7	1.9%
Inactive	23	6.3%
Other	1	0.3%
Total Cases Processed	368	100.0%

Cases Pending 12/31/2022 **132**

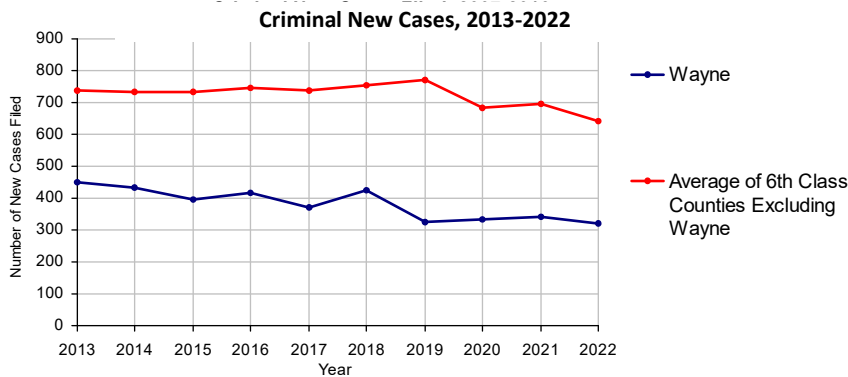
Cases Awaiting Sentencing **9**

Data provided by CPCMS

* Includes other diversionsary programs such as Veterans Court.

Age of Pending Cases as of 12/31/2022		
---------------------------------------	--	--

0-60 Days	42	31.8%
61-120 Days	34	25.8%
121-180 Days	18	13.6%
181-240 Days	13	9.8%
241-300 Days	7	5.3%
301-360 Days	2	1.5%
Over 360 Days	16	12.1%
Total	132	100.0%



Wayne County

2022 Population: 51,173
 Class of County: 6th
 No. of Common Pleas Judgeships: 2

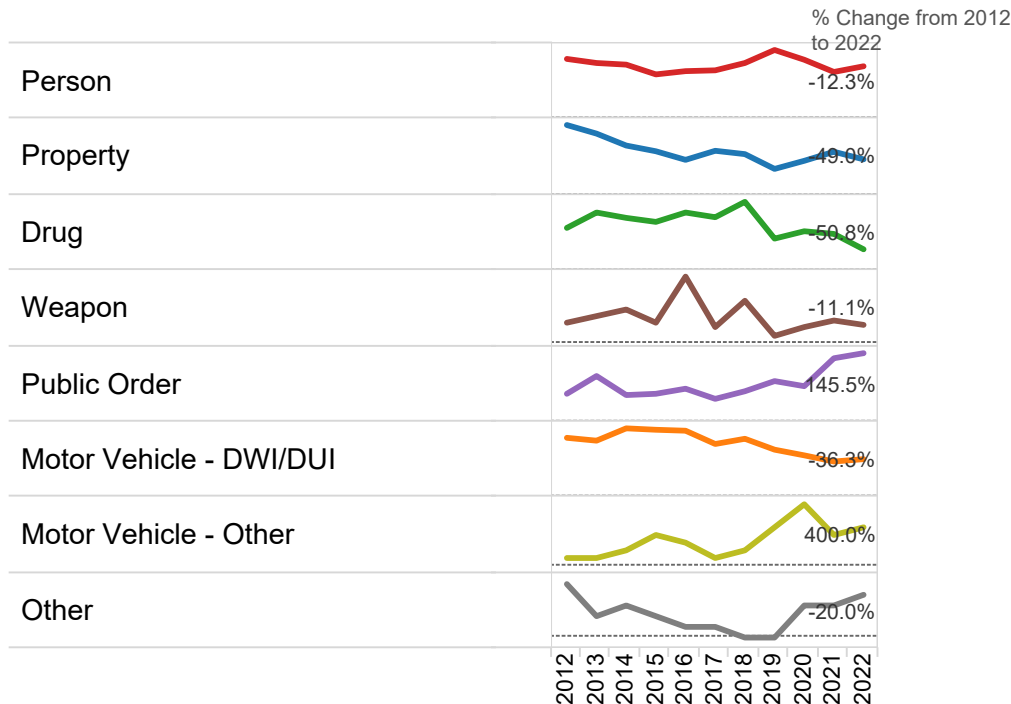


2022 Criminal - New Cases by Offense Type

Case Type	Felony	Misdemeanor	Summary	Total	
Person	35	29	0	64	20.0%
Property	35	39	1	75	23.4%
Drug	8	23	0	31	9.7%
Weapon	6	2	0	8	2.5%
Public Order	21	32	1	54	16.9%
Motor Vehicle - DWI/DUI	4	75	0	79	24.7%
Motor Vehicle - Other	1	4	0	5	1.6%
Other	3	0	1	4	1.3%
Total	113	204	3	320	100.0%
	35.3%	63.8%	0.9%	100.0%	

Data provided by CPCMS

Criminal New Cases by Offense Type, 2012-2022

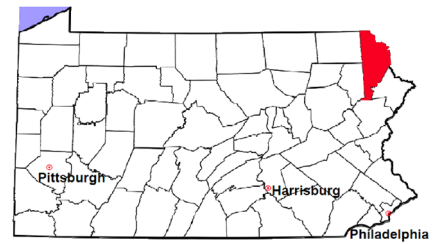


Wayne County

2022 Population estimate: 51,173

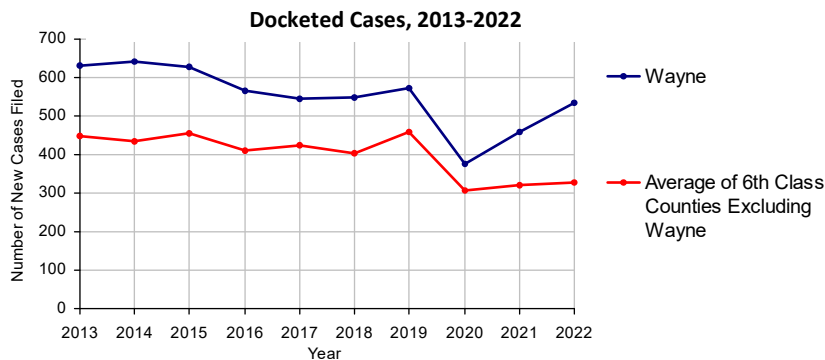
Class of County: 6th

No. of Common Pleas Court Judgeships: 2



2022 Civil	Civil Action	Other	Total
Cases Pending 1/1/2022	248	108	356
Docketed Cases	281	252	533
Arbitration Appeals	3	0	3
Transferred In	0	0	0
Returned to Active	8	2	10
Cases Available for Processing	540	362	902
Processed By:			
Default Judgments	68	56	124
Cases Decided by Arbitration Board	38	4	42
Dispositive Motions	2	8	10
Settlements	18	15	33
Moved to Inactive Status	4	3	7
Transferred/Withdrawn	5	9	14
Dismissed/Discontinued	154	52	206
Administrative Purge	0	0	0
Other	7	8	15
Jury Trial	1	0	1
Non-Jury Trial	3	5	8
Total Cases Processed	300	160	460
Cases Pending 12/31/2022	240	202	442

Age of Pending Cases as of 12/31/2022 (Civil Action Only)		
0-6 months	132	55.0%
7-12 months	42	17.5%
13-18 months	34	14.2%
19-24 months	15	6.3%
25-30 months	10	4.2%
31-36 months	2	0.8%
37-42 months	5	2.1%
43-48 months	0	
49-54 months	0	
55-60 months	0	
61-66 months	0	
67-72 months	0	
Over 72 months	0	
Total	240	100.0%

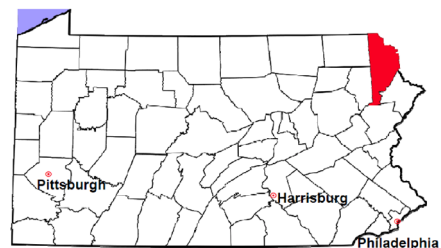


Wayne County

2022 Population estimate: 51,173

Class of County: 6th

No. of Common Pleas Court Judgeships: 2



2022 Civil - Docketed Cases Listed by Case Type

TORT 55 10.3%

(does not include mass tort)

Intentional	1
Malicious Prosecution	0
Motor Vehicle	20
Nuisance	0
Premise Liability	18
Product Liability	1
Slander/Libel/Defamation	2
Other	13

MASS TORT 1 0.2%

Asbestos	0
Tobacco	0
Toxic Tort - DES	0
Toxic Tort - Implant	0
Toxic Waste	0
Other	1

PROFESSIONAL LIABILITY 0

Dental	0
Legal	0
Medical Malpractice	0
Other	0

CONTRACT 218 40.9%

(does not include judgments)

Buyer Plaintiff	5
Debt Collection: Credit Card	85
Debt Collection: Other	62
Employment Dispute: Discrimination	4
Employment Dispute: Other	1
Other	61

Of the Docketed Cases:

Pro Se Filings:	45	8.4%	Class Action Suits:	2	0.4%	MDJ Appeals:	39	7.3%
-----------------	----	------	---------------------	---	------	--------------	----	------

*Civil Other

REAL PROPERTY 124 23.3%

Ejectment*	13
Eminent Domain/Condemnation*	0
Ground Rent	0
Landlord/Tenant Dispute	7
Mortgage Foreclosure:	
Residential*	72
Commercial*	0
Partition of Real Property*	6
Quiet Title*	22
Other*	4

CIVIL APPEALS 88 16.5%

- Administrative Agencies

Board of Assessment*	70
Board of Elections*	0
Dept. of Transportation*	14
Zoning Board*	1
Statutory Appeal - Other*	0
Other*	3

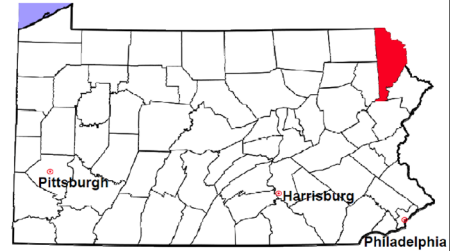
MISCELLANEOUS 47 8.8%

Common Law/	
Statutory Arbitration*	0
Declaratory Judgment*	5
Mandamus*	0
Non-Domestic Relations	
Restraining Order*	5
Quo Warranto*	0
Replevin*	4
Other*	33

TOTAL DOCKETED CASES: 533 100.0%

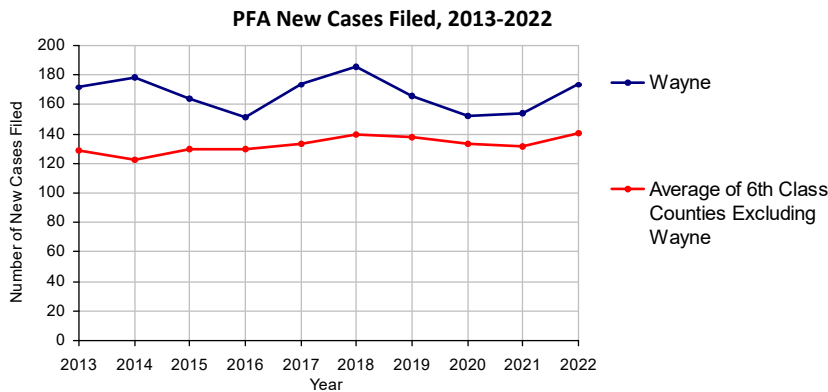
Wayne County

2022 Population estimate: 51,173
 Class of County: 6th
 No. of Common Pleas Court Judgeships: 2



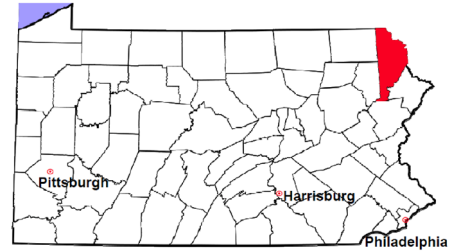
2022 Protection From Abuse

	No. of Petitions	
Cases Pending 1/1/2022	12	
New Cases Filed in 2022	174	
<i>Of these, Petitions Requesting Temporary Orders: 174 (100.0%)</i>		
<i>Temporary Orders DENIED: 25 (14.4%), Temporary Orders GRANTED: 149 (85.6%)</i>		
Cases Available for Processing	186	
Processed By:		
Temporary Order DENIED After Ex Parte Hearing and No Evidentiary Hearing Scheduled	0	
Temporary Order DISMISSED After Evidentiary Hearing and No Final Order Entered	2	1.2%
Final Order DENIED After Evidentiary Hearing Before a Judge or a Judicial Officer	11	6.5%
Final Order GRANTED After Evidentiary Hearing Before a Judge or a Judicial Officer	45	26.5%
Plaintiff Did Not Appear For Evidentiary Hearing	48	28.2%
Final Order by STIPULATION OR AGREEMENT Between the Parties	31	18.2%
Petition WITHDRAWN by Plaintiff	32	18.8%
TRANSFERRED to Another Jurisdiction	0	
Other	1	0.6%
Cases Processed	170	100.0%
Cases Pending 12/31/2022	16	



Wayne County

2022 Population estimate: 51,173
 Class of County: 6th
 No. of Common Pleas Court Judgeships: 2



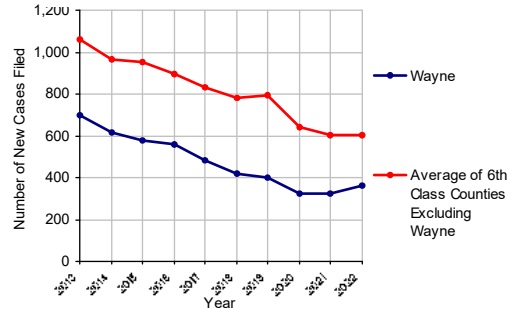
2022 Spousal & Child Support	No. of Petitions
Cases Pending 1/1/2022	69
New Cases Filed in 2022	364
Dockets Transferred In (+)	6
Dockets Transferred Out (-)	19
Cases Available for Processing	420
Processed By:	
Judge	26 7.1%
Intake Officer	341 92.9%
Hearing Officer	0
Other	0
Cases Processed	367 100.0%
Cases Pending 12/31/2022	53

Data provided by PACSES

2022 Paternity	No. of Cases
Acknowledgements Filed:	
Non-Domestic Relations Section	37 74.0%
During Conference	2 4.0%
Non-Stipulated (post genetic test)	1 2.0%
Pre-Trial Conference	10 20.0%
Total	50 100.0%
Established:	
Stipulated by Genetic Tests	3 10.7%
Default - Father Failed to Appear	0
Adjudication by Court Proceeding	0
Out of State	25 89.3%
Total	28 100.0%
Cases Pending 12/31/2022	16

Data provided by PACSES

Spousal & Child Support New Cases Filed, 2013-2022



DEFINITIONS:

ACKNOWLEDGEMENTS FILED:

NON-DOMESTIC RELATIONS SECTION: The voluntary Acknowledgement of Paternity by the alleged father.
DURING CONFERENCE: The alleged father signed the Acknowledgement of Paternity-Waiver of Trial (PE-010) at the initial child support conference.
NON-STIPULATED (POST GENETIC TEST): The alleged father signed the Acknowledgement of Paternity-Waiver of Trial after genetic tests were conducted and resulted in the alleged father being determined to be the biological father.
PRE-TRIAL CONFERENCE: The alleged father signed the Acknowledgement of Paternity-Waiver of Trial at the pre-trial conference.

ESTABLISHED:

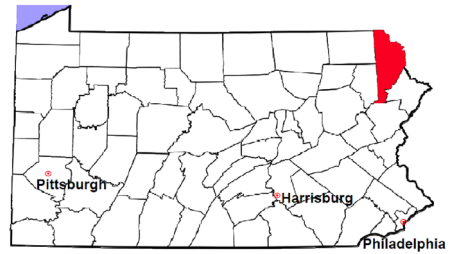
STIPULATED BY GENETIC TESTS: The alleged father requested genetic tests and signed a stipulation that if the test results had a 99% or higher probability of paternity then the alleged father would be stipulated as the biological father of the child.
DEFAULT - FATHER FAILED TO APPEAR: The alleged father failed to appear after being served for either a support conference, hearing, or genetic test and a default paternity order was entered by the court.
ADJUDICATION BY COURT PROCEEDING: The alleged father was determined to be the biological father of the child through a court proceeding.
OUT OF STATE: Paternity was established in another state, "Out of state only".

Wayne County

2022 Population Estimate: 51,173

Class of County: 6th

No. of Common Pleas Court Judgeships: 2



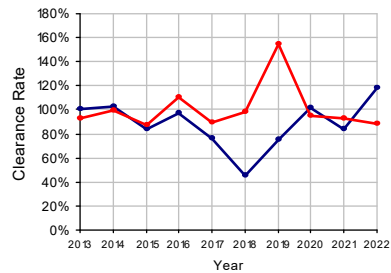
2022 Custody/Partial Custody/Visitation

No. of Petitions

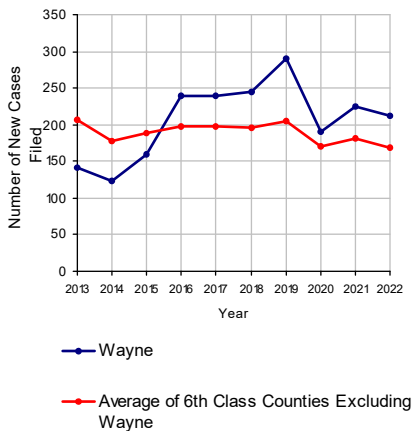
Cases Pending 1/1/2022	102 ^(R)
New Cases Filed in 2022	213
Cases Available for Processing	315
Processed By:	
Judge	53 21.1%
Non-Judicial Officer	114 45.4%
Administrative Review/Purge	0
Other	84 33.5%
Cases Processed	251 100.0%
Cases Pending 12/31/2022	64

(R) - Revised

Clearance Rate, 2013-2022

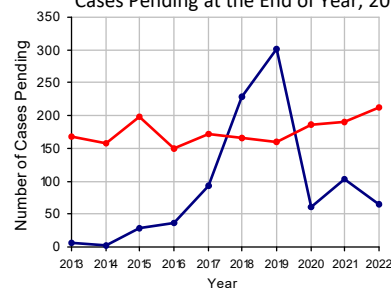


C Custody/Partial Custody/Visitation New Cases Filed, 2013-2022



Note: Clearance Rate = Cases Processed / New Cases Filed

C Cases Pending at the End of Year, 2013-2022

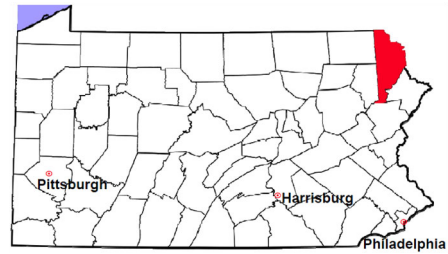


Wayne County

2022 Population estimate: 51,173

Class of County: 6th

No. of Common Pleas Court Judgeships: 2

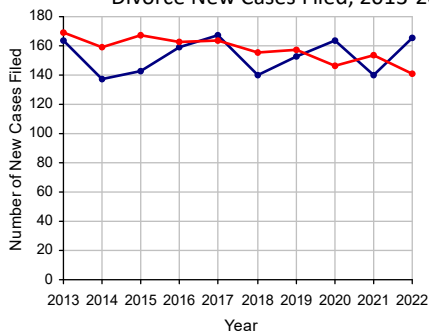


2022 Divorce

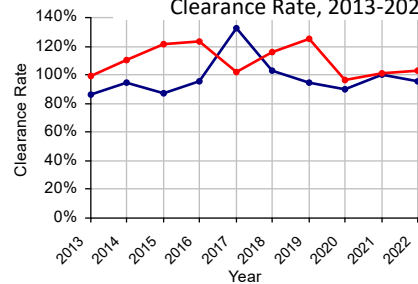
	No. of Petitions	
Cases Pending 1/1/2022	199 (R)	
New Cases Filed in 2022	165	
Cases Available for Processing	364	
Processed By:		
Contested Before a Judge	0	
Contested Before a Non-Judicial Officer	3	1.9%
Uncontested	142	90.4%
Administrative Review/Purge	0	
Other	12	7.6%
Cases Processed	157	100.0%
Cases Pending 12/31/2022	207	

(R) - Revised

l Divorce New Cases Filed, 2013-2022

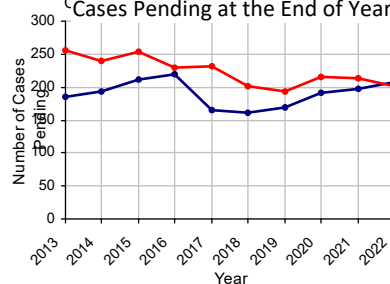


Clearance Rate, 2013-2022



Note: Clearance Rate = Cases Processed / New Cases Filed

C Cases Pending at the End of Year, 2013-2022

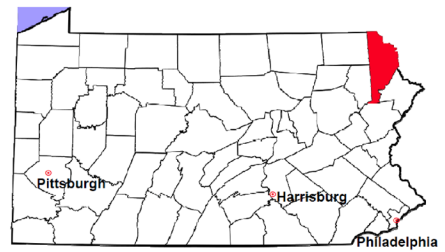


Wayne County

2022 Population estimate: 51,173

Class of County: 6th

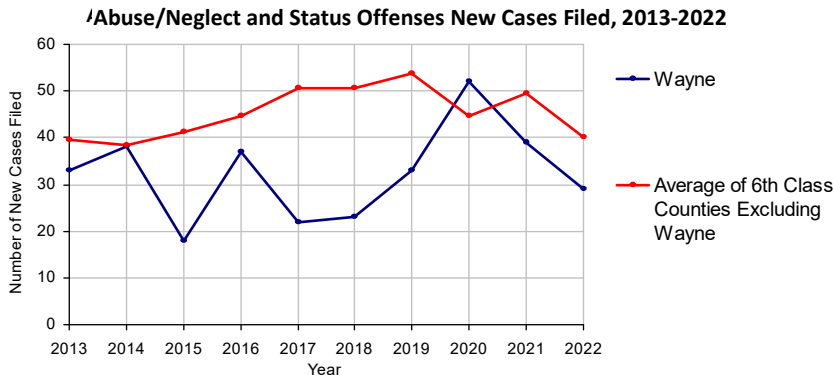
No. of Common Pleas Court Judgeships: 2



2022 Juvenile Dependency - Petitions Pending Adjudication

	Abuse/ Neglect	Status Offenses	Total
Cases Pending 1/1/2022	3	0	3
New Petitions Filed in 2022	29	0	29
Other	4	0	4
Total Petitions Available for Processing	36	0	36
Processed by:			
Adjudicated Dependent			
Judge	26	0	26
Juvenile Court Hearing Officer	4	0	4
Adjudicated NOT Dependent			
Judge	0	0	0
Juvenile Court Hearing Officer	0	0	0
Withdrawn/Dismissed/Transferred	4	0	4
Other	0	0	0
Total Petitions Processed	34	0	34
Cases Pending 12/31/2022	2	0	2

Data provided by CPCMS

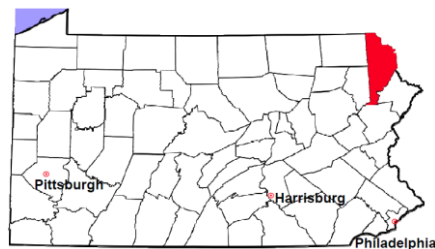


Wayne County

2022 Population estimate: 51,173

Class of County: 6th

No. of Common Pleas Court Judgeships: 2



2022 Juvenile Dependency - Adjudicated Dependent Inventory

	Abuse/ Neglect	Status Offenses	Total
Cases Pending 1/1/2022	60	0	60
New Adjudicated Dependent Cases	30	0	30
Other	0	0	0
Total Adjudicated Dependent Cases	90	0	90
<u>Court Supervision Terminated:</u>			
Family Reunification	11 31.4%	0	11 31.4%
Adoption	12 34.3%	0	12 34.3%
Placement with a Relative/Guardian	6 17.1%	0	6 17.1%
Aged Out	6 17.1%	0	6 17.1%
Other Permanency Outcomes*	0	0	0
Other**	0	0	0
Total Adjudicated Dependent Cases Terminated	35 100.0%	0 100.0%	35 100.0%
Cases Pending 12/31/2022	55	0	55

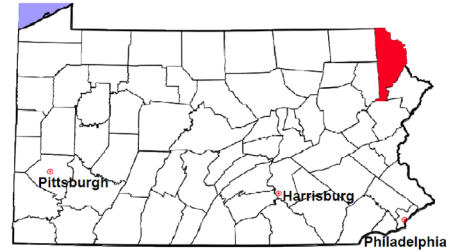
Data provided by CPCMS

* Other Permanency Outcomes include: adjudicated delinquent, death due to natural causes, emancipation, permanent living arrangement, and parent has come forward.

** Other includes cases where court supervision is terminated due to transfer out of jurisdiction, withdrawal and administrative closure.

Wayne County

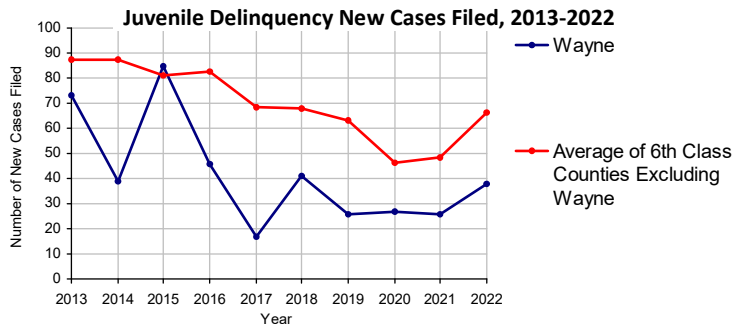
2022 Population estimate: 51,173
 Class of County: 6th
 No. of Common Pleas Court Judgeships: 2



2022 Juvenile Delinquency - Cases Pending Disposition

Begin Pending	9
New Cases	38
Consent Decree Revoked	0
Informal Adjustment Program Revoked	0
Alternative Program Revoked	0
Warrant Returned	1
Other	4
Total Cases Available for Disposition	52
Warrant Issued	1
Disposed by:	
Adjudicated Delinquent by a Judge	13
Adjudicated Delinquent by a Juvenile Court Hearing Officer	0
Consent Decree Entered	8
Informal Adjustment Program Entered	4
Warned and Counseled (Pre-Petition)	2
Dismissed/Withdrawn/Transferred	9
Transferred to Criminal Court	0
Other	1
Total Cases Disposed	37
End Pending	14

Data provided by CPCMS



Wayne County

2022 Population: 51,173
 Class of County: 6th
 No. of Common Pleas Judgeships: 2

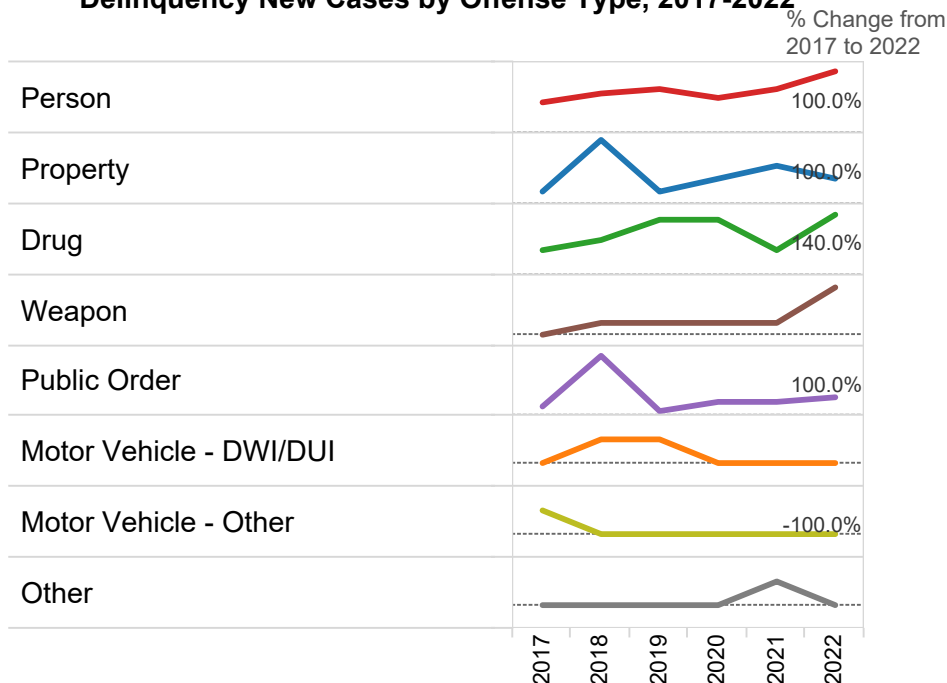


2022 Delinquency - New Cases by Offense Type

Case Type	Felony	Misdemeanor	Summary	Total	
Person	4	10	0	14	36.8%
Property	2	2	0	4	10.5%
Drug	2	10	0	12	31.6%
Weapon	0	4	0	4	10.5%
Public Order	0	4	0	4	10.5%
Motor Vehicle - DWI/DUI	0	0	0	0	0.0%
Motor Vehicle - Other	0	0	0	0	0.0%
Other	0	0	0	0	0.0%
Total	8	30	0	38	100.0%
	21.1%	78.9%	0.0%	100.0%	

Data provided by CPCMS

Delinquency New Cases by Offense Type, 2017-2022

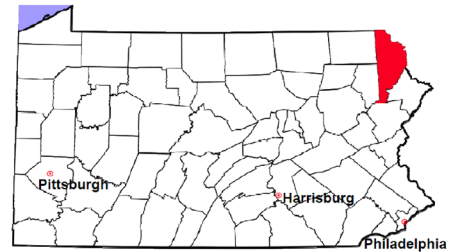


Wayne County

2022 Population estimate: 51,173

Class of County: 6th

No. of Common Pleas Court Judgeships: 2



2022 Juvenile Delinquency - Formal Dispositions

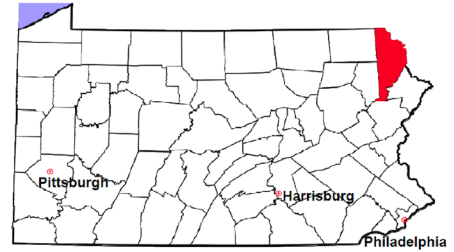
Begin Pending	30
Adjudicated Delinquent by a Judge	13
Adjudicated Delinquent by a Juvenile Court Hearing Officer	0
Warrant Returned	0
Other	2
Total Adjudicated Delinquent Cases	45
Warrant Issued	1
Court Supervision Terminated:	
Conditions Satisfied	9
Compelling Reasons	1
Reached Age 21	0
Transferred to Another Juvenile Court	0
Other	1
Total Adjudicated Delinquent Cases Terminated	11
End Pending	33

(R) - Revised

Data provided by CPCMS

Wayne County

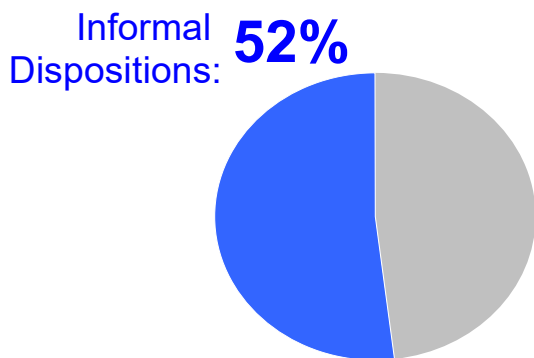
2022 Population estimate: 51,173
 Class of County: 6th
 No. of Common Pleas Court Judgeships: 2



2022 Juvenile Delinquency - Informal Dispositions

Pending Consent Decrees	2
Pending Informal Adjustments	1
New Consent Decrees	8
New Informal Adjustments	4
Warrant Returned	0
Other	2
Cases Informally Disposed	17
Warrant Issued	0
Terminated by:	
Consent Decree Completed	7
Informal Adjustment Completed	0
Consent Decree Revoked	0
Informal Adjustment Program Revoked	0
Other	1
Total Informally Disposed Cases Terminated	8
End Pending	9

(R) - Revised
 Data provided by CPCMS



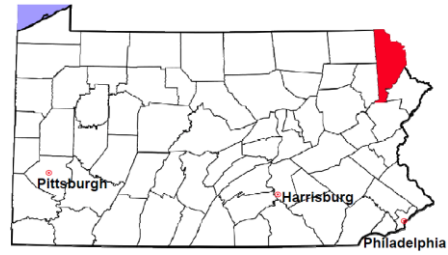
Delinquency Cases are disposed either formally, at a proceeding held before a judge or hearing officer, or informally without a proceeding. Informal dispositions include informal adjustments supervised by a juvenile probation officer; consent decrees agreed upon with the District Attorney after a petition is filed; or other pre-petition process by the juvenile probation department.

Wayne County

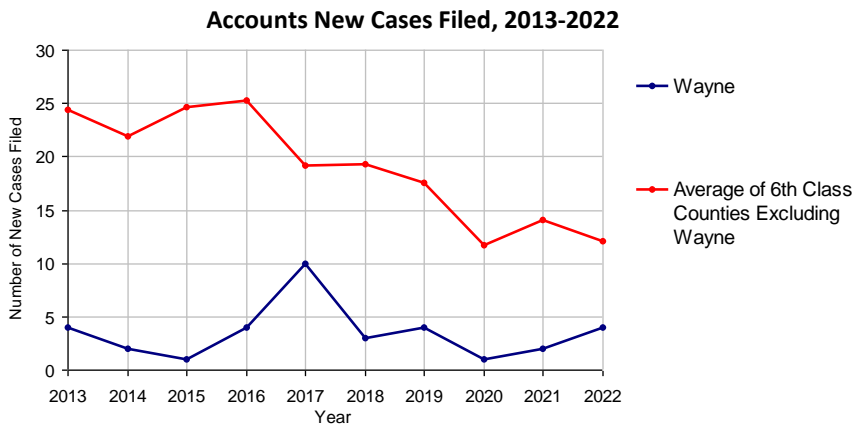
2022 Population estimate: 51,173

Class of County: 6th

No. of Common Pleas Court Judgeships: 2

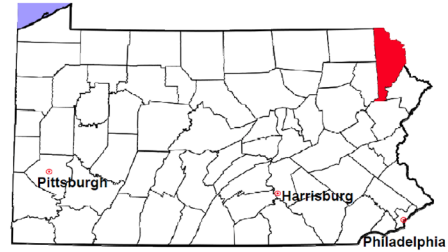


2022 Accounts	No. of Cases	
Cases Pending 1/1/2022	2	
New Cases Filed in 2022	4	
Cases Available for Processing	6	
Processed By:		
Contested before a Judge	1	16.7%
Contested before a Non-Judicial Officer	0	
Uncontested	5	83.3%
Other	0	
Cases Processed	6	100.0%
Cases Pending 12/31/2022	0	

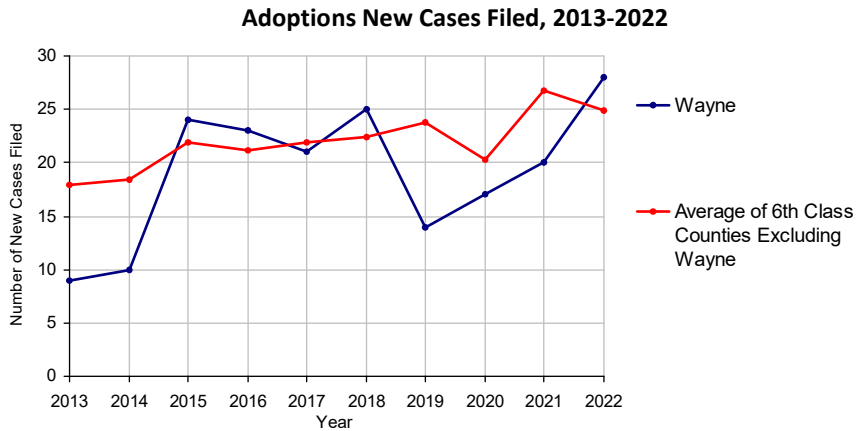


Wayne County

2022 Population estimate: 51,173
 Class of County: 6th
 No. of Common Pleas Court Judgeships: 2



2022 Adoptions		No. of Cases	
Cases Pending 1/1/2022		4	
New Cases Filed in 2022		28	
Cases Available for Processing		32	
Processed By:			
Contested before a Judge	Granted	0	
	Denied	1	3.8%
Uncontested	Granted	24	92.3%
	Denied	0	
Other		1	3.8%
Cases Processed		26	100.0%
Cases Pending 12/31/2022		6	

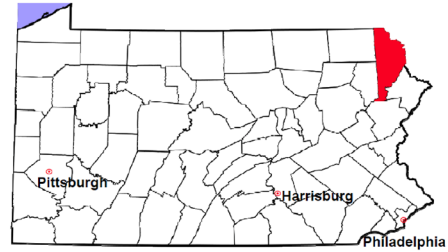


Wayne County

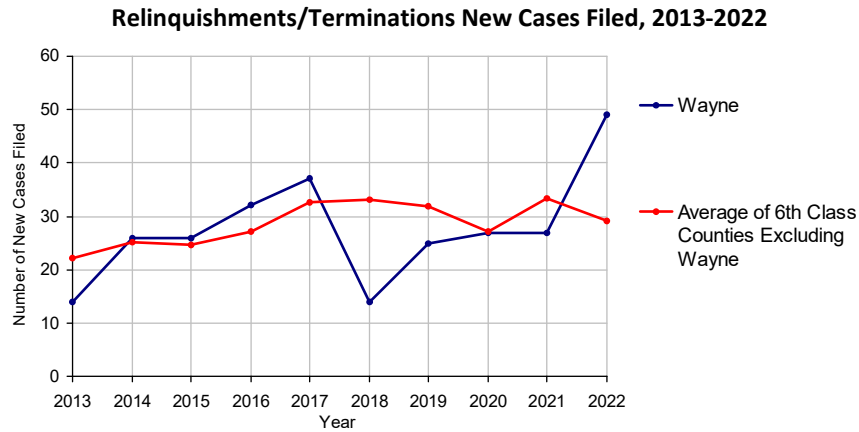
2022 Population estimate: 51,173

Class of County: 6th

No. of Common Pleas Court Judgeships: 2



2022 Relinquishments/Terminations	No. of Cases	
Cases Pending 1/1/2022	6	
New Cases Filed in 2022	49	
Cases Available for Processing	55	
Processed By:		
Contested before a Judge	30	63.8%
Uncontested	16	34.0%
Other	1	2.1%
Cases Processed	47	100.0%
Cases Pending 12/31/2022	8	

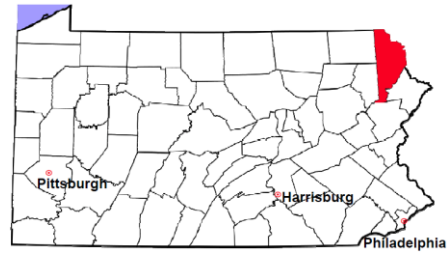


Wayne County

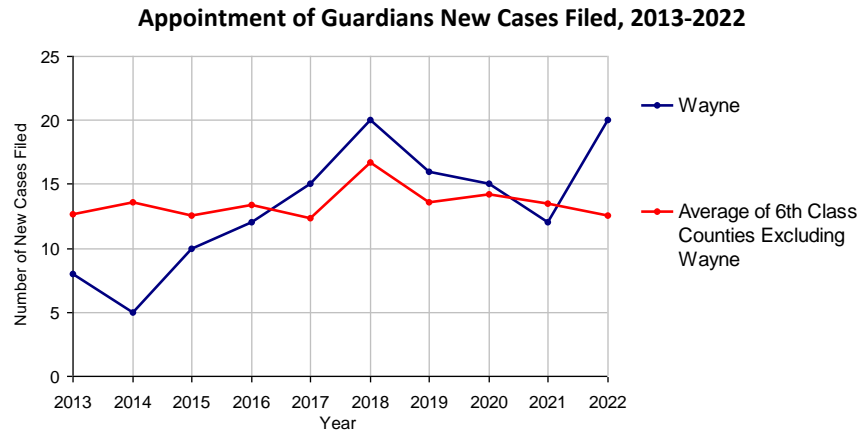
2022 Population estimate: 51,173

Class of County: 6th

No. of Common Pleas Court Judgeships: 2

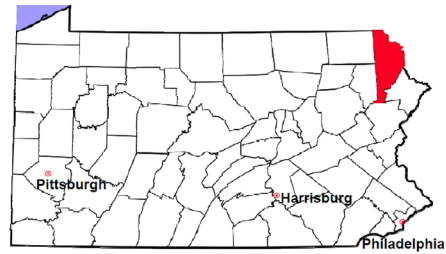


2022 Appointment of Guardians		No. of Cases	
Cases Pending 1/1/2022		3	
New Cases Filed in 2022		20	
Cases Available for Processing		23	
Processed By:			
Contested before a Judge		0	
Uncontested		21	95.5%
Other		1	4.5%
Cases Processed		22	100.0%
Cases Pending 12/31/2022		1	



Wayne County

2022 Population estimate: 51,173
 Class of County: 6th
 No. of Common Pleas Court Judgeships: 2



2022 Jury Yield and Utilization

Jury Yield

Qualification Questionnaires/Summonses Mailed:	1,215	A		
Returned Undeliverable:	112	B	9.2%	Of Qualification Questionnaires/ Summonses Mailed
Not Responded to:	512	C	42.1%	
the Number of Prospective Jurors:				
Disqualified:	96	D	7.9%	
Exempted:	98	E	8.1%	
Excused:	124	F	10.2%	
Deferred to New Term:	112	G	9.2%	
Deferred from Previous Term:	109	H	9.0%	
Total Number of Qualified Jurors Available for Service:	270	I	22.2%	

$I = A - B - C - D - E - F - G + H$

Jury Utilization

the Number of Jurors:			
Reporting for Service:	419	155.2%	Of Jurors Qualified and Available
Told Not to Report for Service:	22	8.1%	
Sent to Courtroom for Jury Selection (Voir Dire):	414	98.8%	Of Jurors Reporting for Service
Impaneled or Sworn (jurors/alternates):	156	37.2%	
Removed for Cause/Hardship:	80		
Removed by Peremptory Challenge:	152		
Number of Jury Trials Started:	11		
Pool Days:	5		
Zero Panel Days	0		(Of Pool Days)

Jury Costs

Total Annual Budget for Juror Operations:	\$15,990.00	J
Average Cost Per Juror:	\$13.16	K

$K = J/A$



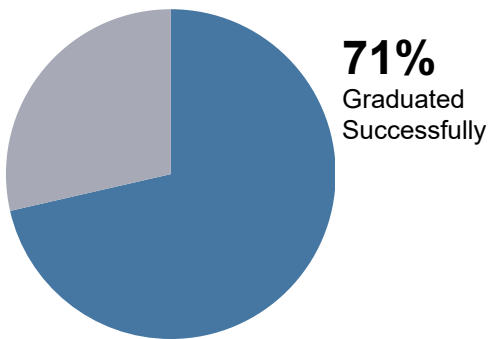
Wayne County

2022 Problem Solving Courts

7 Discharges

4 Admissions

Of All Court Participants Discharged:



Adult Drug Court



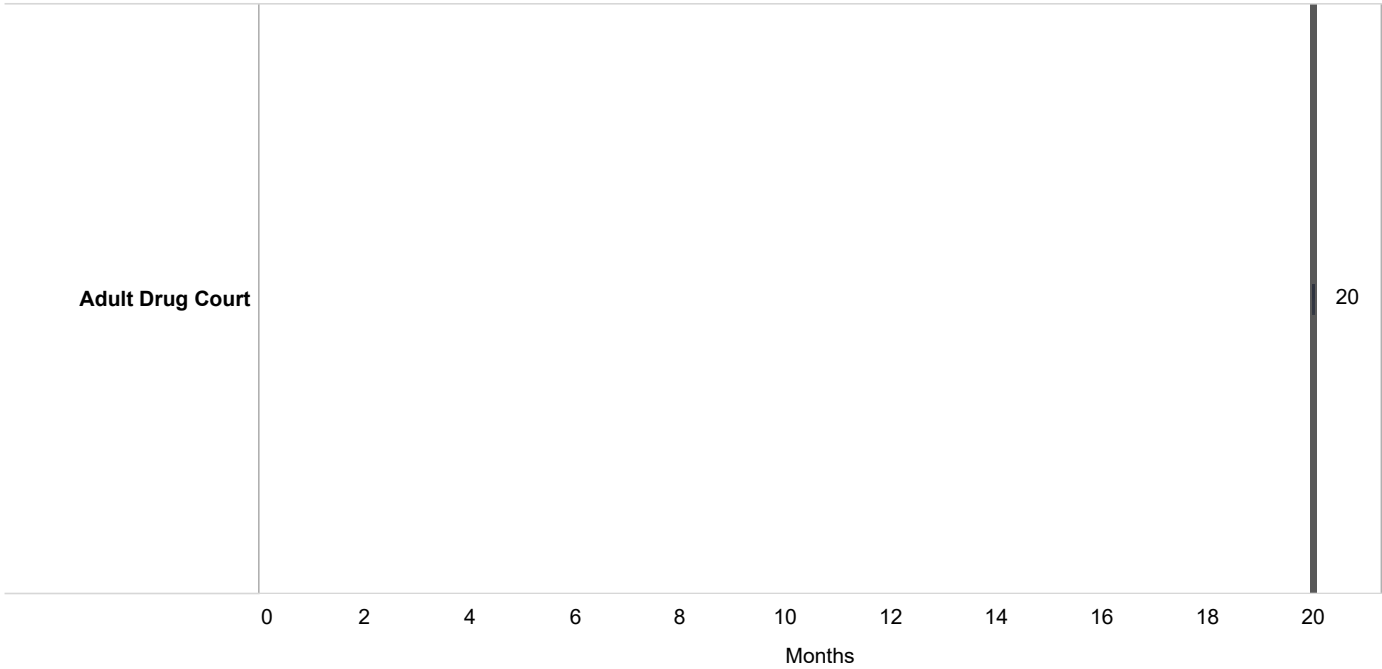
Discharge Reason

	Successfully Completed	Unsuccessful /Non-Compliant	Total Discharges
Adult Drug Court	5 (71.4%)	2 (28.6%)	7 (100.0%)

Wayne County

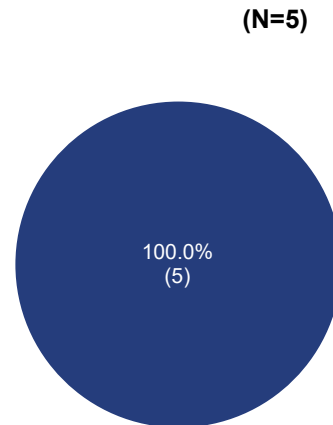

2022 Problem Solving Courts

Median Months from Admission to Discharge



Among successful graduates, there was a 67% increase in employment.

100% of the employed successful graduates were employed full time:



14% (1) of all participants have improved in **education level** at discharge.

■ Employed Full Time

DEPARTMENT OF RESEARCH & STATISTICS

KIM NIEVES, PH.D.

DIRECTOR

ANDREW GINDER, MPA

ASSISTANT DIRECTOR

YAN LIU, M.S.

SENIOR STATISTICAL ANALYST

SASANKA ADIKARI, PH.D

DATA SCIENTIST

AMANDA PEREIRA

RESEARCH ASSISTANT