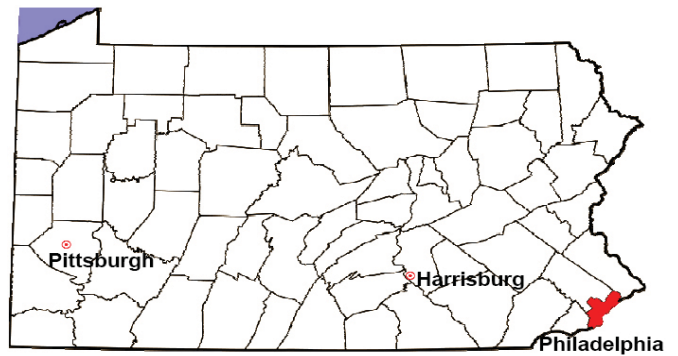


PHILADELPHIA COUNTY

2008 Population Estimate: 1,447,395

Class of County: 1st

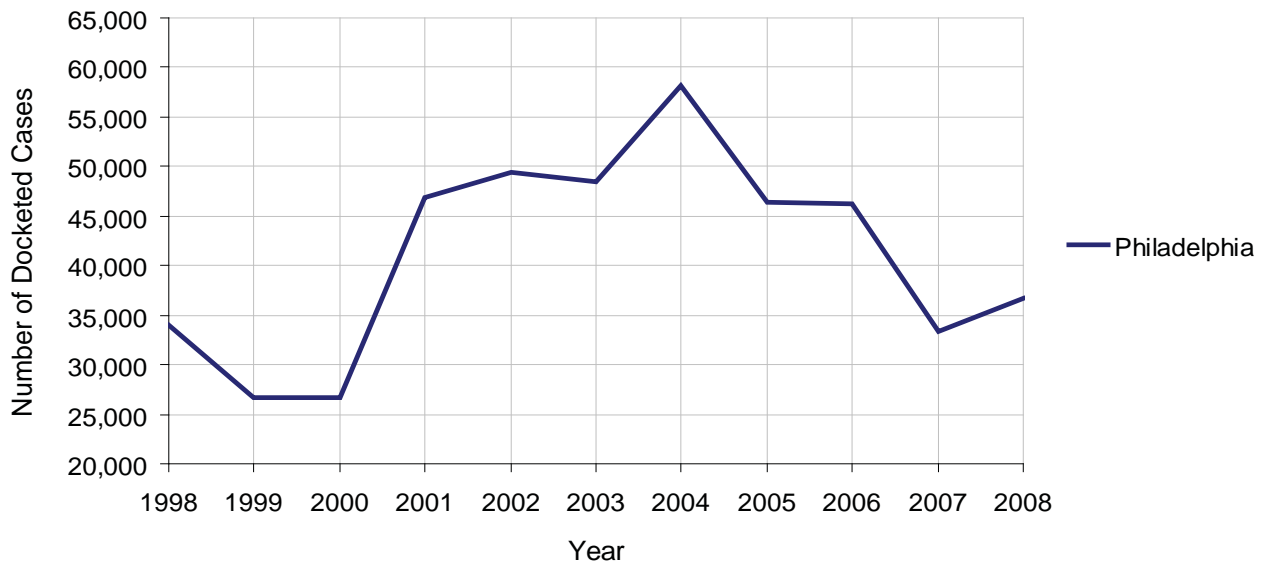
No. of Common Pleas Court Judgeships: 93



2008 Civil	Civil Action	Other	Total
Cases Pending 1/1/08	27,792	8,927	36,719
Docketed Cases	27,734	7,142	34,876
Restored Cases	2,335	242	2,577
Cases Transferred In	356	57	413
Arbitration Appeals	2,286	0	2,286
Cases Available for Disposition	60,503	16,368	76,871
Disposed By:			
Arbitration	20,403	0	20,403
Settlement	2,586	23	2,609
Bench Trial	295	10	305
Jury Trial	381	0	381
Deferred	945	8	953
Cases Transferred Out	372	61	433
Other	6,344	6,292	12,636
Cases Disposed	31,326	6,394	37,720
Cases Pending 12/31/08	29,177	9,974	39,151

Age of Trial-Ready Cases as of 12/31/08 (Civil Action Only)		
0-6 months	13,479	46%
7-12 months	6,553	22%
13-18 months	2,029	7%
19-24 months	1,011	3%
25-30 months	586	2%
31-36 months	420	1%
Over 36 months	5,099	17%
Total	29,177	100%

Docketed Cases, 1998-2008

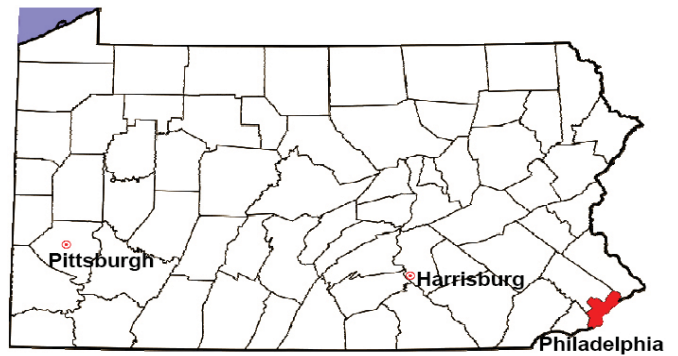


PHILADELPHIA COUNTY

2008 Population Estimate: 1,447,395

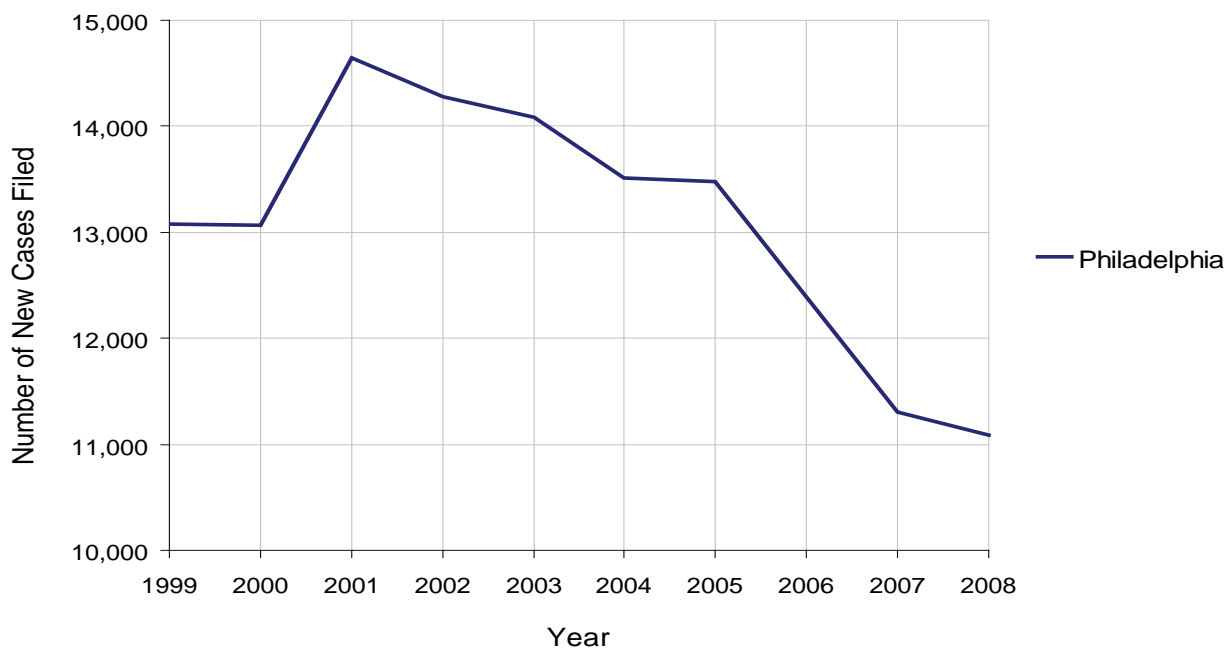
Class of County: 1st

No. of Common Pleas Court Judgeships: 93



2008 Protection From Abuse	No. of Petitions	%
Cases Pending 1/1/08	1,108	
New Cases Filed in '08	11,082	
Cases Available for Processing	12,190	
Processed By:		
Final Order After Hearing	1,304	11.6%
Final Order by Stipulation or Agreement	2,019	18.0%
Dismissal	6,846	60.9%
Withdrawal	1,077	9.6%
Other	0	0.0%
Cases Processed	11,246	100.0%
Cases Pending 12/31/08	944	

PFA New Cases Filed, 1999-2008

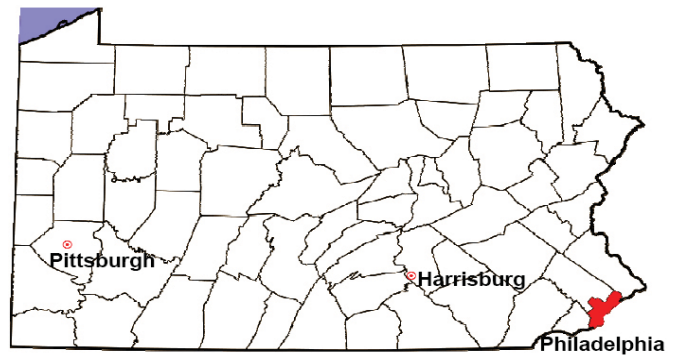


PHILADELPHIA COUNTY

2008 Population Estimate: 1,447,395

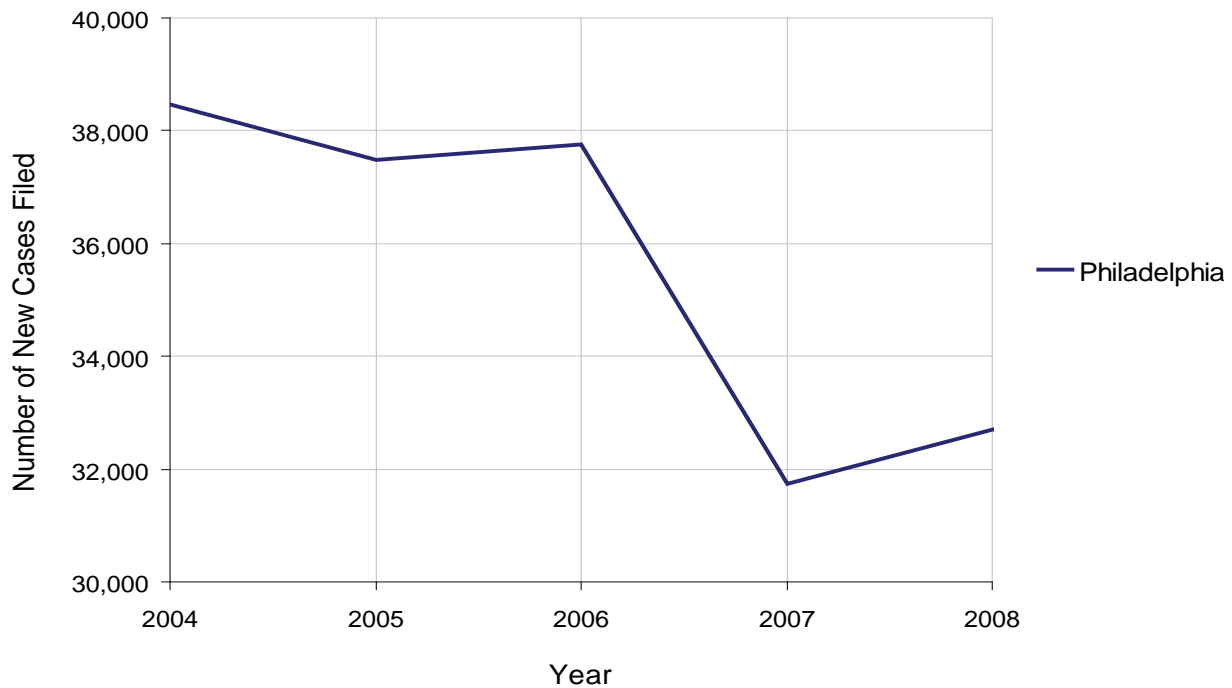
Class of County: 1st

No. of Common Pleas Court Judgeships: 93



2008 Spousal & Child Support	No. of Petitions	%
Cases Pending 1/1/08	22,133	
New Cases Filed in '08	32,705	
Dockets Transferred In (+)	280	
Dockets Transferred Out (-)	262	
Cases Available for Processing	54,856	
Processed By:		
Judge	322	1.0%
Intake Officer	28,278	83.7%
Hearing Officer	5,168	15.3%
Other	1	0.0%
Cases Processed	33,769	100.0%
Cases Pending 12/31/08	21,087	

Spousal & Child Support New Cases Filed, 2004-2008

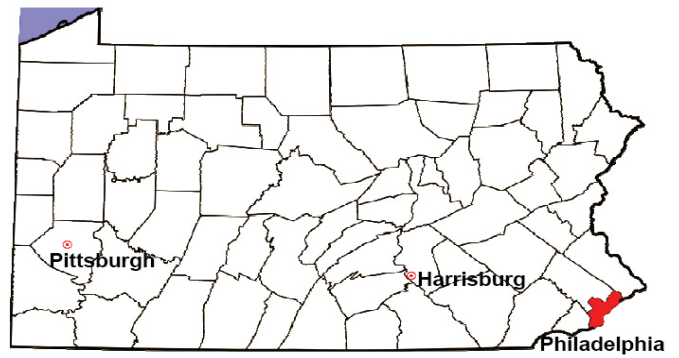


PHILADELPHIA COUNTY

2008 Population Estimate: 1,447,395

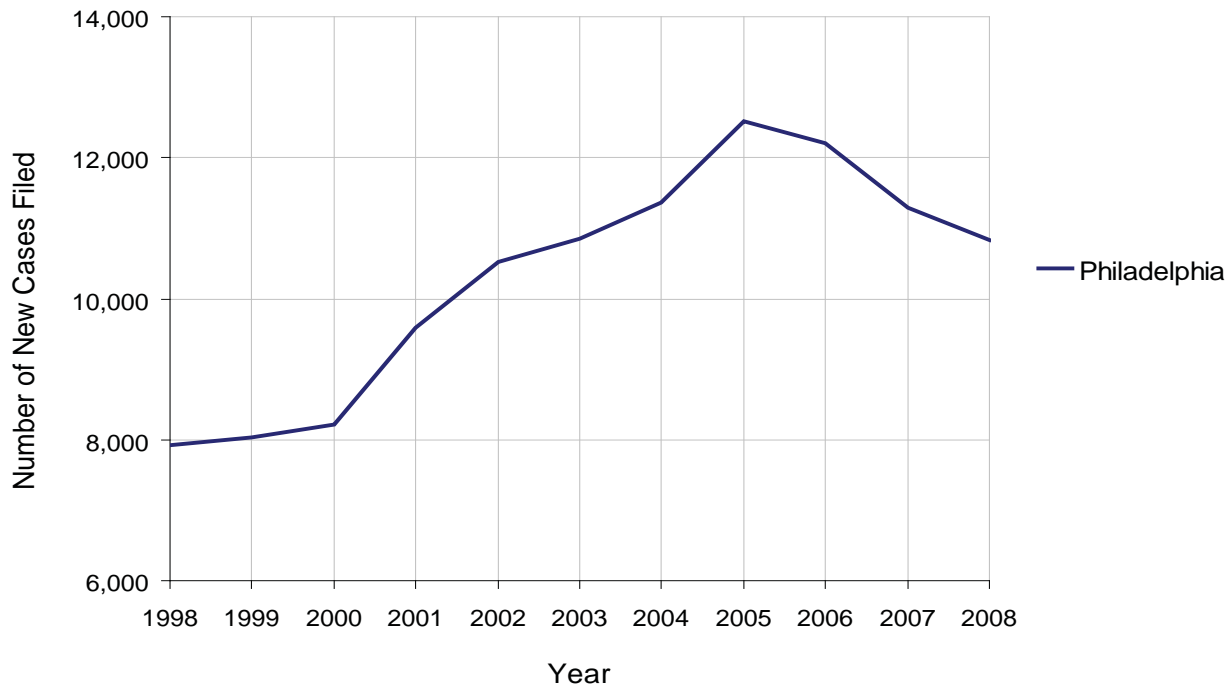
Class of County: 1st

No. of Common Pleas Court Judgeships: 93



2008 Custody/Partial Custody/Visitation	No. of Petitions	%
Cases Pending 1/1/08	10,719	
New Cases Filed in '08	10,833	
Cases Available for Processing	21,552	
Processed By:		
Judge	7,540	55.7%
Non-Judicial Officer	5,979	44.1%
Other	27	0.2%
Cases Processed	13,546	100.0%
Cases Pending 12/31/08	8,006	

Custody/Partial Custody/Visitation New Cases Filed
1998-2008

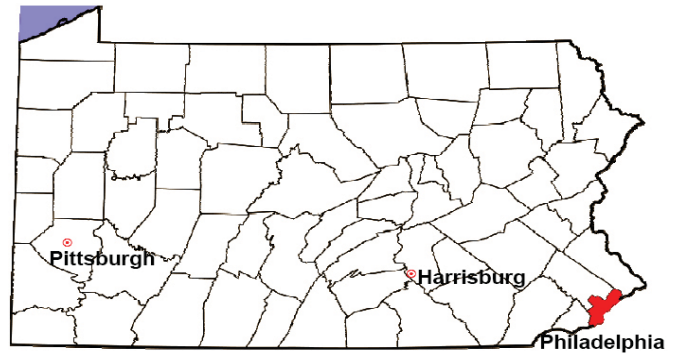


PHILADELPHIA COUNTY

2008 Population Estimate: 1,447,395

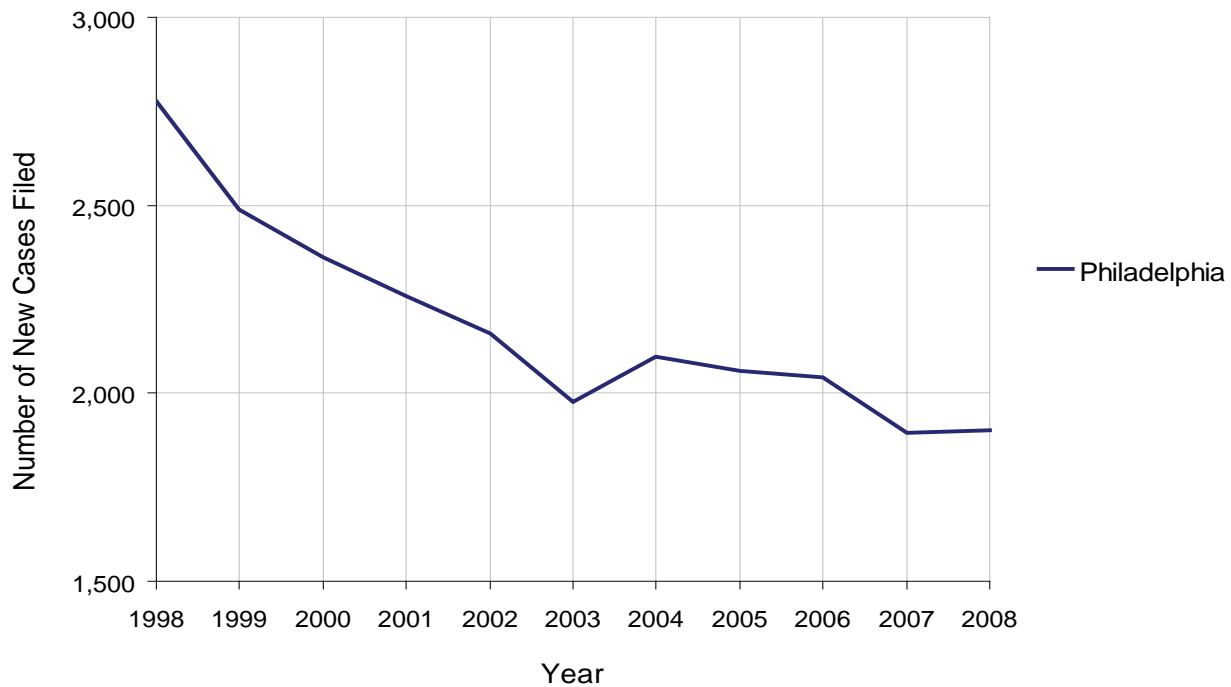
Class of County: 1st

No. of Common Pleas Court Judgeships: 93



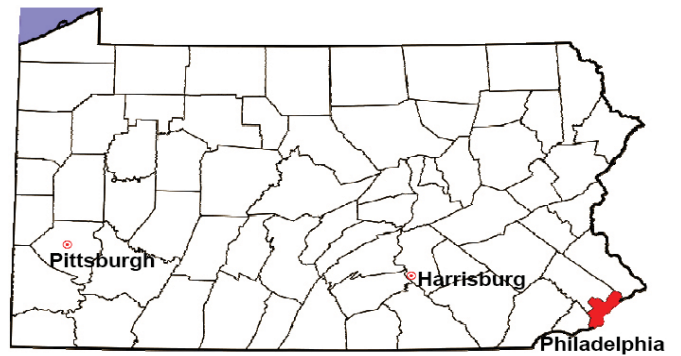
2008 Divorce	No. of Petitions	%
Cases Pending 1/1/08	13,663	
New Cases Filed in '08	1,903	
Cases Available for Processing	15,566	
Processed By:		
Contested Before a Judge	1,528	100.0%
Contested Before a Master	0	0.0%
Uncontested	0	0.0%
Other	0	0.0%
Cases Processed	1,528	100.0%
Cases Pending 12/31/08	14,038	

Divorce New Cases Filed, 1998-2008



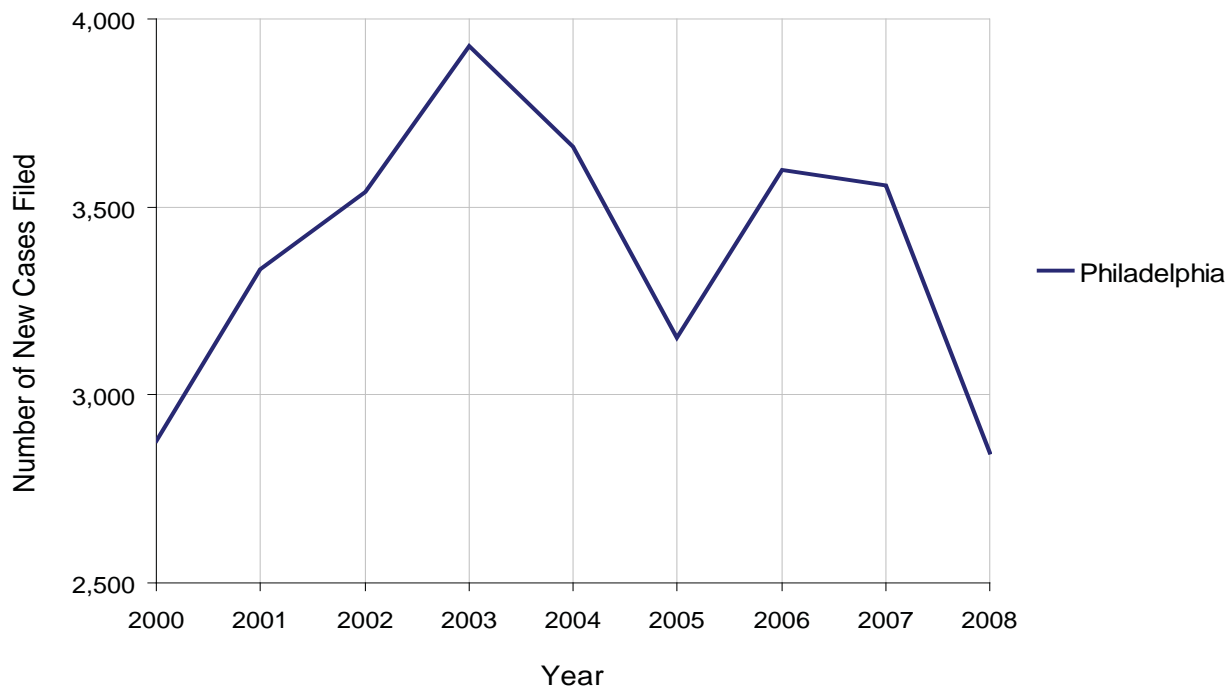
PHILADELPHIA COUNTY

2008 Population Estimate: 1,447,395
 Class of County: 1st
 No. of Common Pleas Court Judgeships: 93



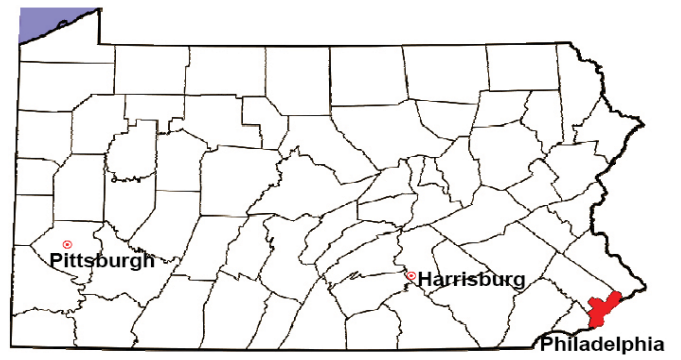
2008 Juvenile Dependency Abuse/Neglect	No. of Petitions	%
Cases Pending 1/1/08	408	
New Cases Filed in '08	2,847	
Cases Available for Processing	3,255	
Processed By:		
Judge	2,687	83.9%
Non-Judicial Officer	116	3.6%
Other	398	12.4%
Cases Processed	3,201	100.0%
Cases Pending 12/31/08	54	

Abuse/Neglect New Cases Filed, 2000-2008



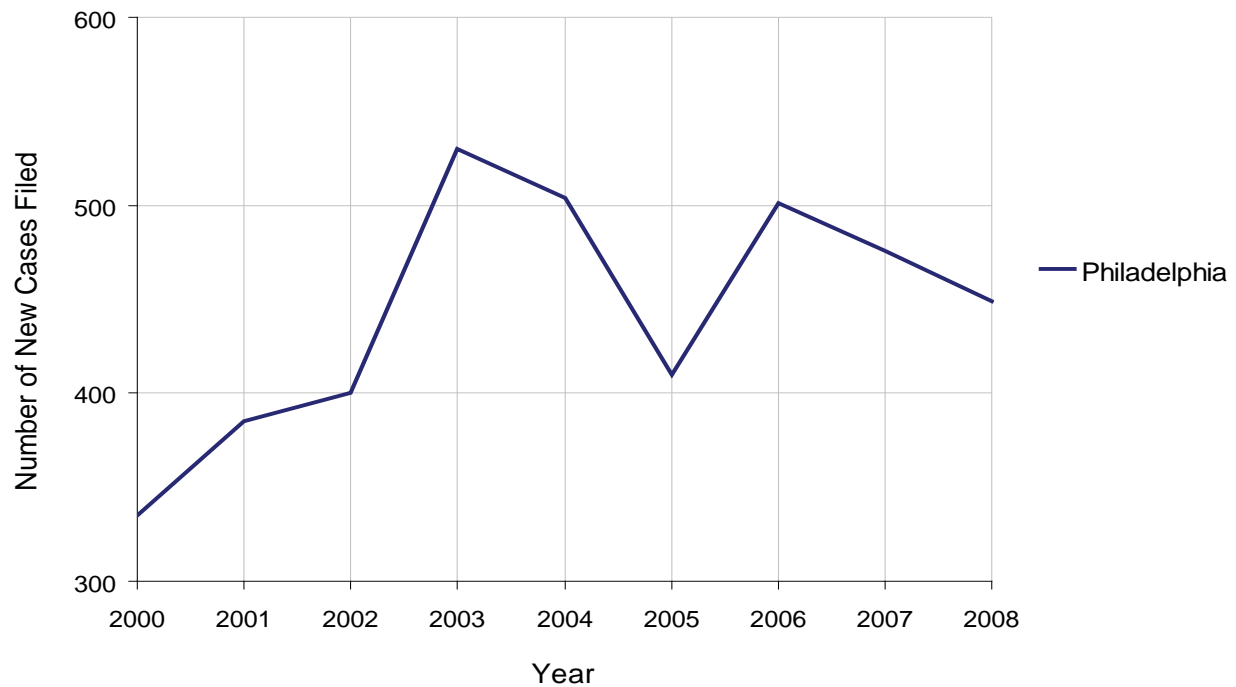
PHILADELPHIA COUNTY

2008 Population Estimate: 1,447,395
 Class of County: 1st
 No. of Common Pleas Court Judgeships: 93



2008 Juvenile Dependency Status Offenses	No. of Petitions	%
Cases Pending 1/1/08	1,931	
New Cases Filed in '08	449	
Cases Available for Processing	2,380	
Processed By:		
Judge	255	10.8%
Non-Judicial Officer	1	0.0%
Other	2,103	89.1%
Cases Processed	2,359	100.0%
Cases Pending 12/31/08	21	

Status Offenses New Cases Filed, 2000-2008

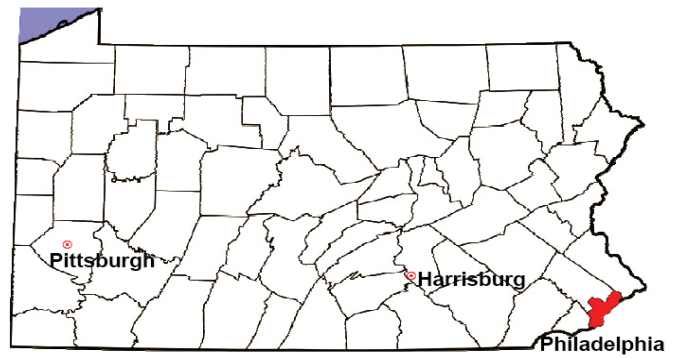


PHILADELPHIA COUNTY

2008 Population Estimate: 1,447,395

Class of County: 1st

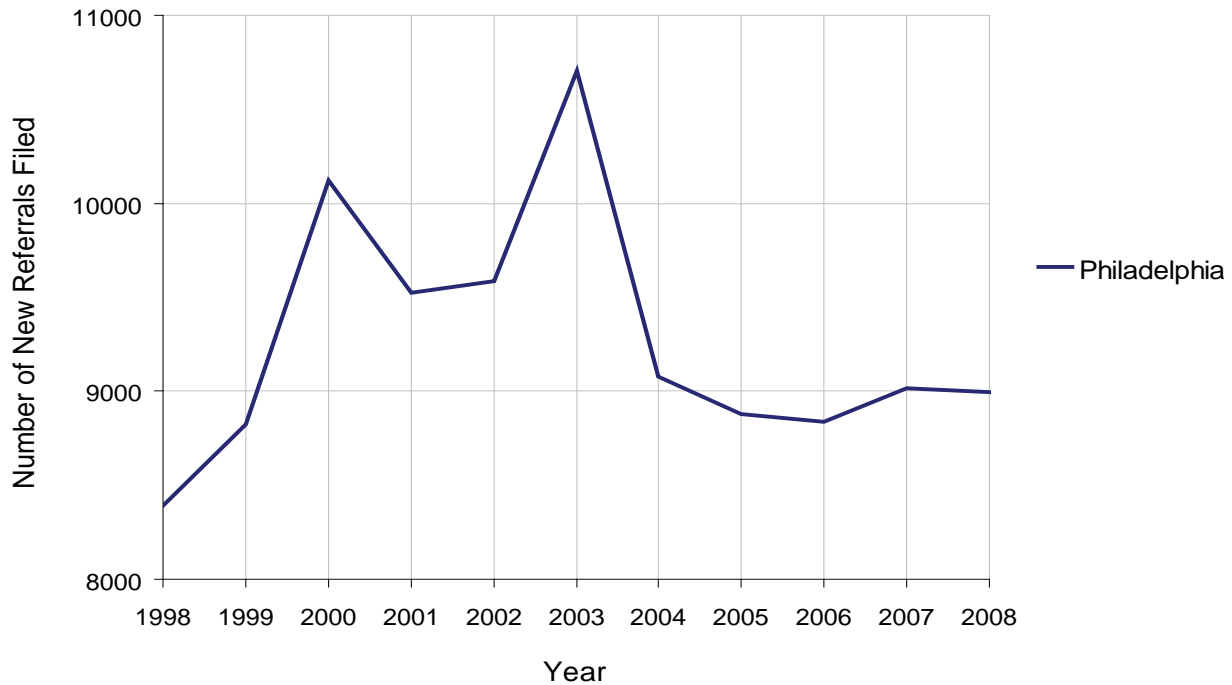
No. of Common Pleas Court Judgeships: 93



2008 Juvenile Delinquency	No. of Referrals	%
Cases Pending 1/1/08	22,554	
New Referrals in '08	8,994	
Cases Available for Processing	31,548	
Processed By:		
Judge	4,885	16.7%
Non-Judicial Officer	3,608	12.4%
Other	20,674*	70.9%
Cases Processed	29,167	100.0%
Cases Pending 12/31/08	2,381	

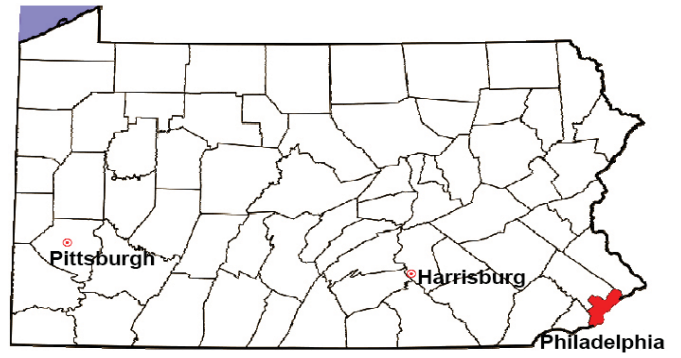
* Administratively closed cases.

Juvenile Delinquency New Referrals Filed, 1998-2008



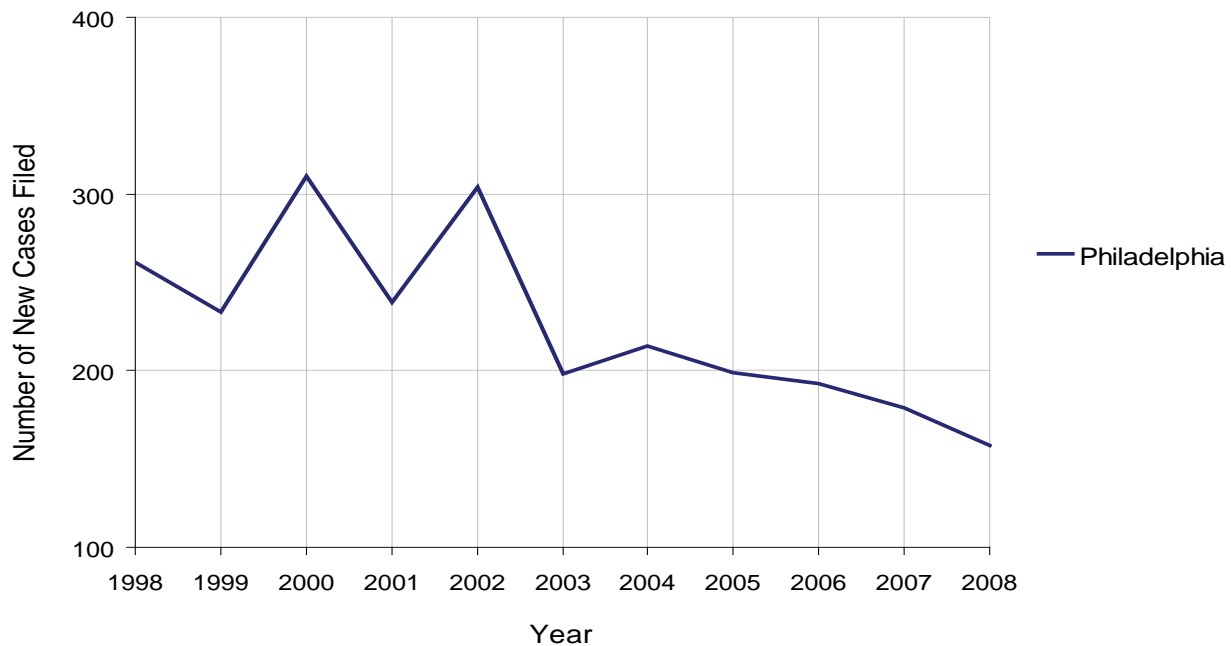
PHILADELPHIA COUNTY

2008 Population Estimate: 1,447,395
 Class of County: 1st
 No. of Common Pleas Court Judgeships: 93



2008 Accounts	No. of Accounts	%
Cases Pending 1/1/08	195	
New Cases Filed in '08	158	
Cases Available for Processing	353	
Processed By:		
Contested before a Judge	67	63.2%
Contested before a Non-Judicial Officer	0	0.0%
Uncontested	39	36.8%
Other	0	0.0%
Cases Processed	106	100.0%
Cases Pending 12/31/08	247	

Accounts New Cases Filed, 1998-2008

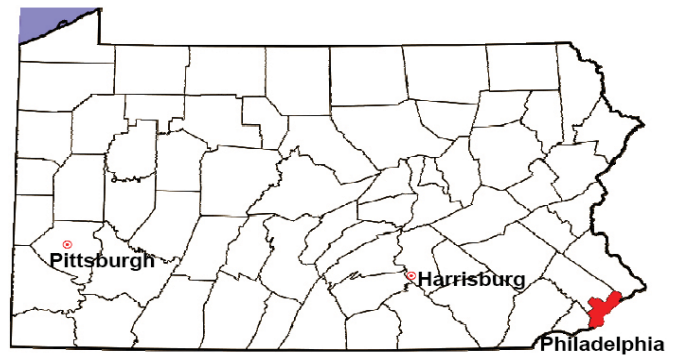


PHILADELPHIA COUNTY

2008 Population Estimate: 1,447,395

Class of County: 1st

No. of Common Pleas Court Judgeships: 93



2008 Adoptions		No. of Cases	%
Cases Pending 1/1/08		2,225	
New Cases Filed in '08		469	
Cases Available for Processing		2,694	
Processed By:			
Contested before a Judge	Granted	258	10.5%
	Denied	0	0.0%
Uncontested	Granted	98	4.0%
	Denied	1	0.0%
Other		2,096	85.4%
Cases Processed		2,453	100.0%
Cases Pending 12/31/08		241	

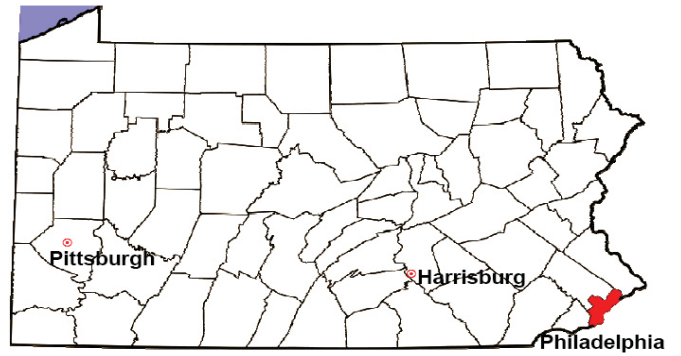
Note: Prior to 2008, each petition was counted as one new case, regardless of the number of children listed on the petition. Starting in 2008, each child listed on a petition is counted as a separate case. Therefore, statistics for 2008 should not be compared with those for previous years.

PHILADELPHIA COUNTY

2008 Population Estimate: 1,447,395

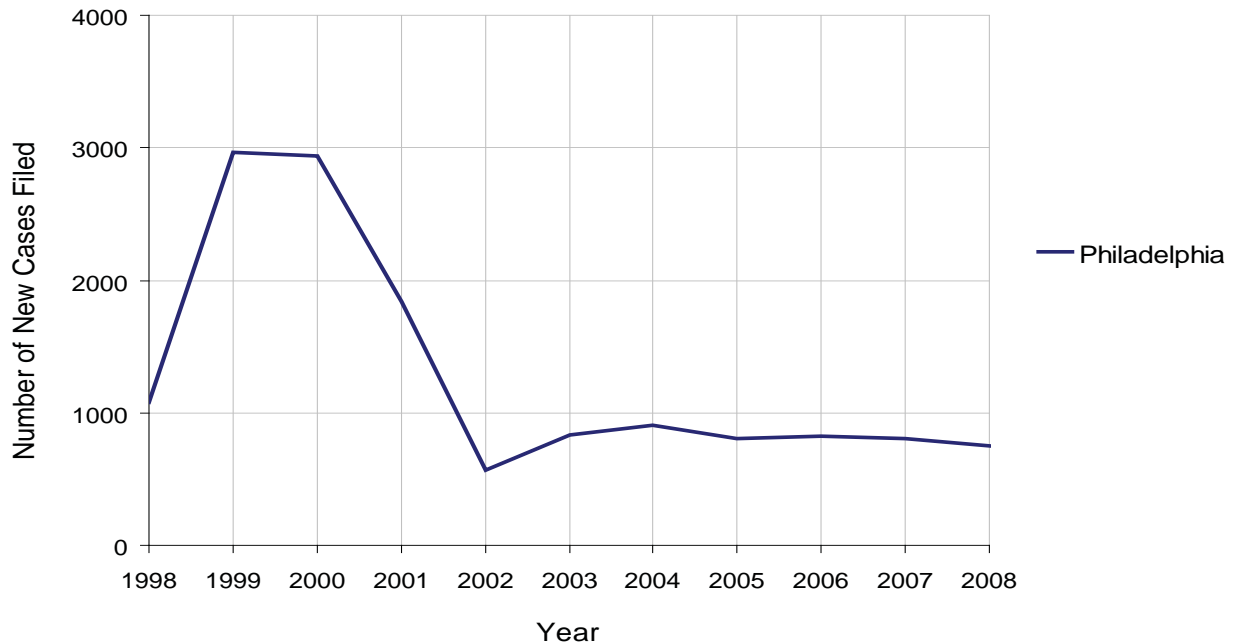
Class of County: 1st

No. of Common Pleas Court Judgeships: 93



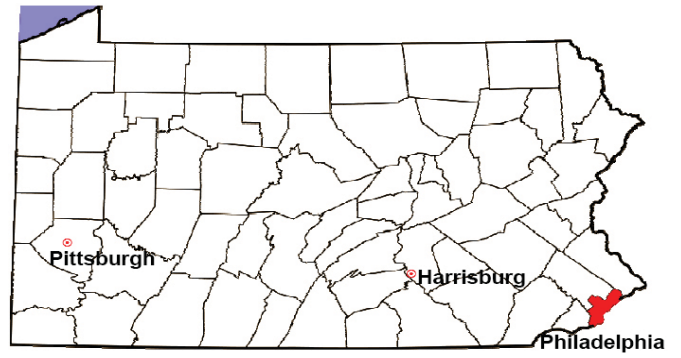
2008 Relinquishments/Terminations	No. of Petitions	%
Cases Pending 1/1/08	2,988	
New Cases Filed in '08	751	
Cases Available for Processing	3,739	
Processed By:		
Contested before a Judge	577	17.8%
Uncontested	115	3.6%
Other	2,547	78.6%
Cases Processed	3,239	100.0%
Cases Pending 12/31/08	500	

Relinquishments/Terminations New Cases Filed, 1998-2008



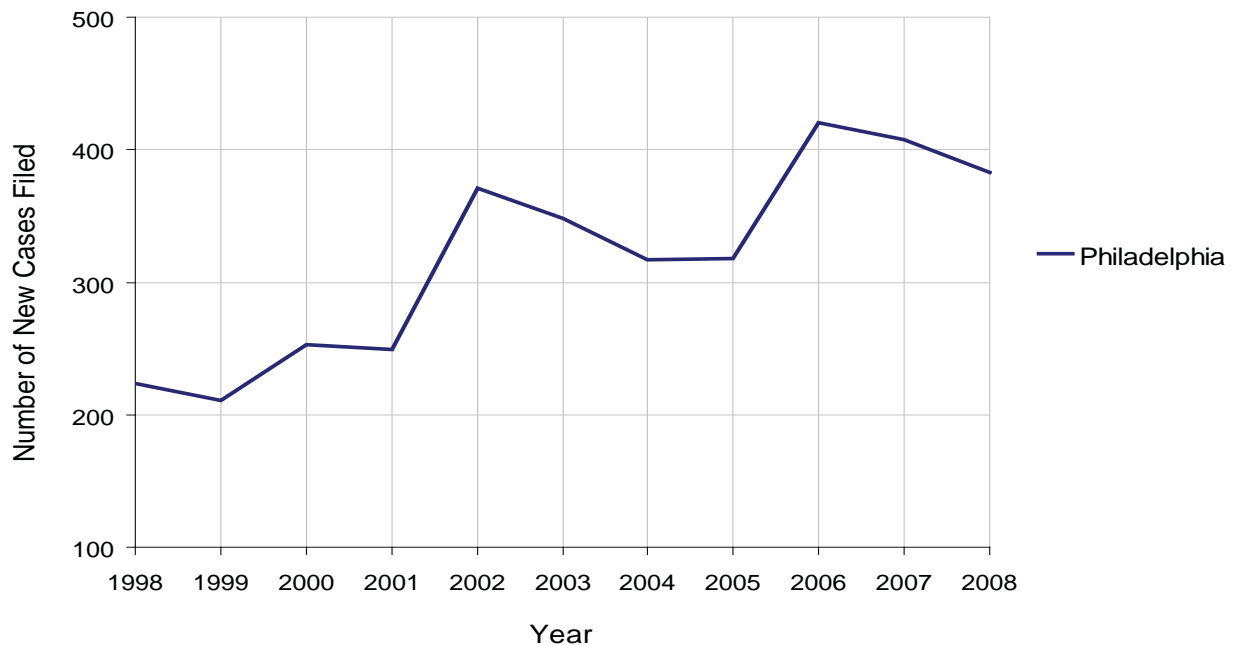
PHILADELPHIA COUNTY

2008 Population Estimate: 1,447,395
 Class of County: 1st
 No. of Common Pleas Court Judgeships: 93



2008 Appointment of Guardians	No. of Petitions	%
Cases Pending 1/1/08	140	
New Cases Filed in '08	383	
Cases Available for Processing	523	
Processed By:		
Contested before a Judge	286	84.1%
Uncontested	0	0.0%
Other	54	15.9%
Cases Processed	340	100.0%
Cases Pending 12/31/08	183	

Appointment of Guardians New Cases Filed, 1998-2008

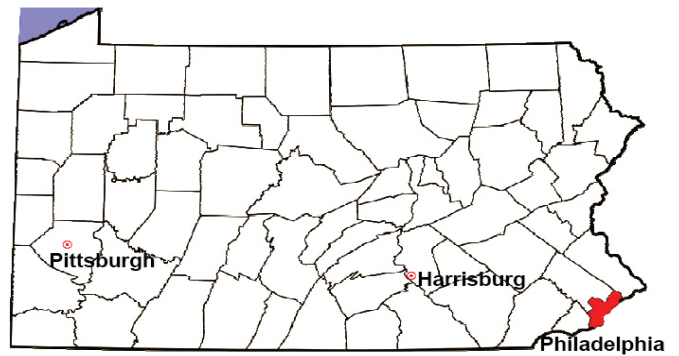


PHILADELPHIA COUNTY

2008 Population Estimate: 1,447,395

Class of County: 1st

No. of Common Pleas Court Judgeships: 93



2008 Jury Activity & Performance Measures

A. Juror Days	81,330
B. Number Sent to Voir Dire	82,985
Voir Dire Attendance Rate $(B/A * 100)$	102.0%
C. Number of Voir Dires Started	2,471
Juror Days Per Voir Dire Starts (A/C)	33
D. Number of Jurors Selected	14,179
Juror Selection Rate $(D/B * 100)$	17.1%
E. Number of Jury Trials Started	1,172
Juror Days Per Trial Starts (A/E)	69
Number of Voir Dires Not Resulting in Trial $(C-E)$	1,299
Percent Voir Dires Not Resulting in Trial $(C-E)/C * 100$	52.6%
F. Pool Days	249
G. Zero Panel Days	2
Percent Zero Panel Days $(G/F * 100)$	0.8%
H. Total Juror Fees Incurred	\$1,551,816
Average Juror Fees Per Trial (H/E)	\$1,324

Average Juror Fees Per Trial, 1998-2008

