

PENNSYLVANIA COMMON PLEAS CIVIL CASELOAD STATISTICS

2008 State Population Estimate: 12,432,792
 Total of Common Pleas Court Judgeships: 439

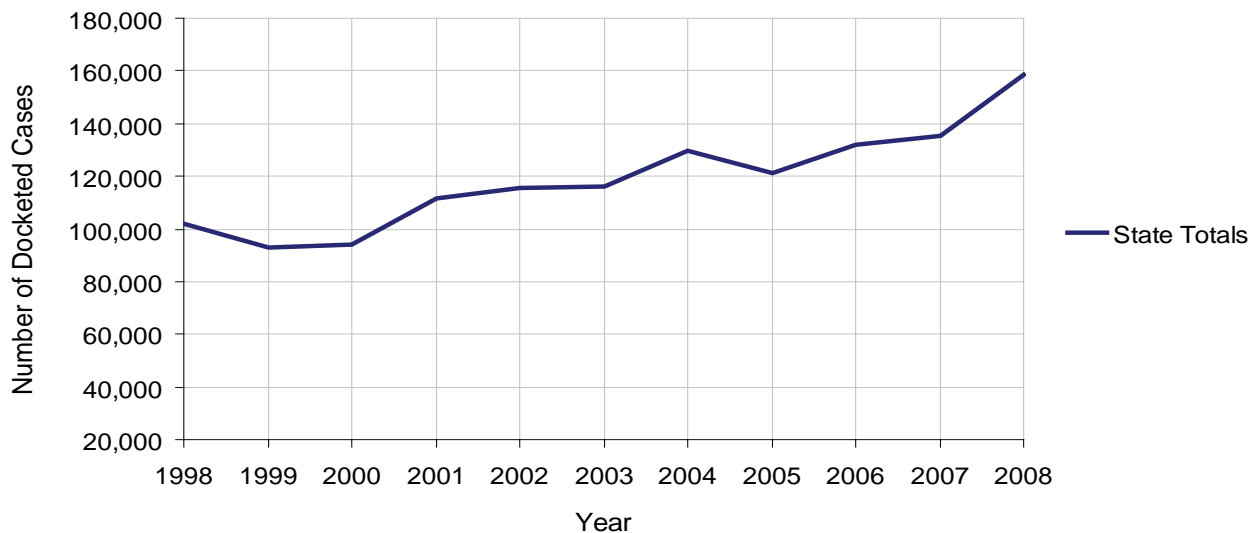
2008 Civil	State Totals Excluding Philadelphia	Philadelphia	State Totals
Docketed Cases	123,405	34,876	158,281
<i>Less</i> Arbitrated Cases	8,687	20,403	29,090
PENDING INVENTORY, INCOMING CASES AND DISPOSITIONS			
	Trial-Ready Cases Only		
Cases Pending 1/1/08	15,313	36,719	52,032
Became Trial Ready in '08	25,988 ¹	Not applicable	25,988
Cases Restored	1,368	2,577	3,945
Appeals from Arbitration	1,957	2,286	4,243
Cases Transferred In	Not applicable	413	413
Cases Available for Disposition	44,626	56,468²	101,094²
Disposed By:			
Settlement	20,953	2,609	23,562
Non-Jury Trial	1,055	305	1,360
Jury Trial	748	381	1,129
Other	5,711	14,022	19,733
Cases Disposed	28,467	17,317	45,784
Cases Pending 12/31/08	16,159	39,151	55,310

1. "Trial Ready" refers to a case status in which the preliminary stages of case processing (i.e., pleadings and discovery) have been completed and the case is now ready for trial. For the purpose of statistical reporting, a case is typically counted as "Trial Ready" upon the filing of a certificate of readiness or the filing of a praecipe for trial. However, in some counties, a case is counted as "Trial Ready" at a different stage of the preliminary case processing, such as being automatically placed on the trial list after one year from the filing of a complaint, etc.

As shown in the table, Became Trial Ready cases in 2008 are roughly one-fifth of docketed cases filed in the same year.

2. Includes docketed cases for Philadelphia.

Docketed Cases, 1998-2008

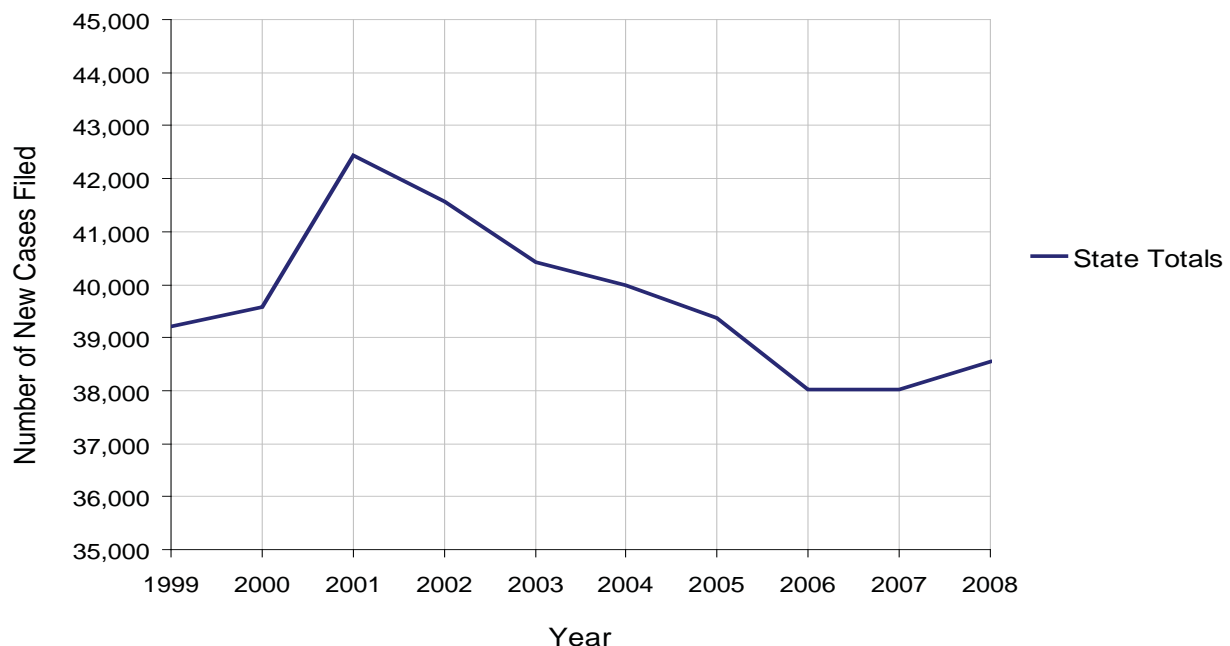


PENNSYLVANIA COMMON PLEAS CASELOAD STATISTICS

2008 State Population Estimate: 12,432,792
 Total of Common Pleas Court Judgeships: 439

2008 Protection From Abuse	No. of Petitions	%
Cases Pending 1/1/08	4,548	
New Cases Filed in '08	38,544	
Cases Available for Processing	43,092	
Processed By:		
Final Order After Hearing	6,853	18.3%
Final Order by Stipulation or Agreement	9,565	25.6%
Dismissal	12,989	34.7%
Withdrawal	7,589	20.3%
Other	409	1.1%
Cases Processed	37,405	100.0%
Cases Pending 12/31/08	5,687	

PFA New Cases Filed, 1999-2008



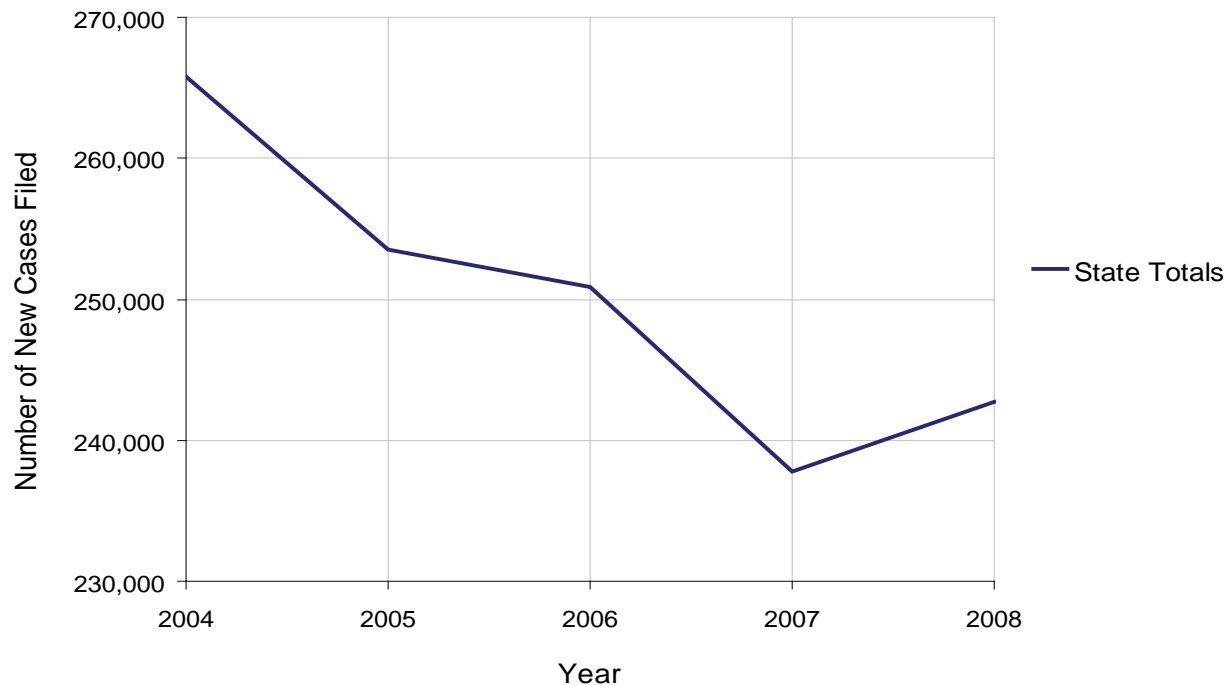
Note: 2003 data do not include Monroe County since the county's data are not available.

PENNSYLVANIA COMMON PLEAS CASELOAD STATISTICS

2008 State Population Estimate: 12,432,792
 Total of Common Pleas Court Judgeships: 439

2008 Spousal & Child Support	No. of Petitions	%
Cases Pending 1/1/08	78,267	
New Cases Filed in '08	242,720	
Dockets Transferred In (+)	2,441	
Dockets Transferred Out (-)	3,055	
Cases Available for Processing	320,373	
Processed By:		
Judge	7,874	3.2%
Intake Officer	219,217	87.7%
Hearing Officer	22,681	9.1%
Other	65	0.0%
Cases Processed	249,837	100.0%
Cases Pending 12/31/08	70,536	

Spousal & Child Support New Cases Filed, 2004-2008

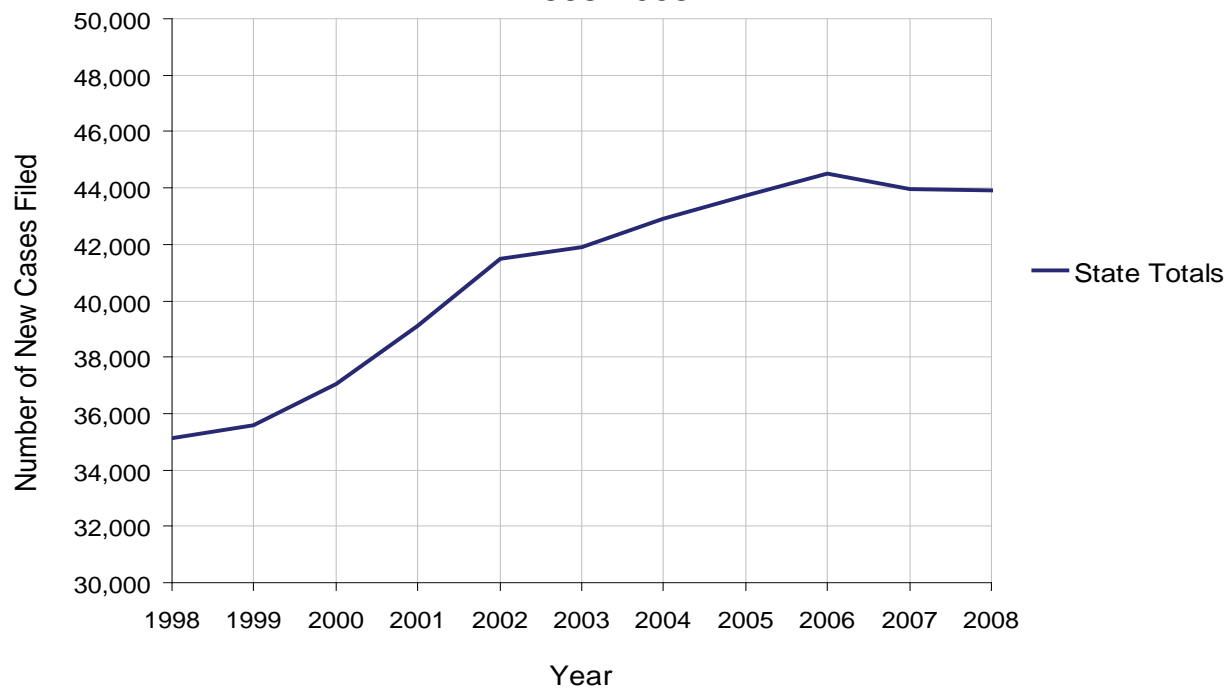


PENNSYLVANIA COMMON PLEAS CASELOAD STATISTICS

2008 State Population Estimate: 12,432,792
 Total of Common Pleas Court Judgeships: 439

2008 Custody/Partial Custody/Visitation	No. of Petitions	%
Cases Pending 1/1/08	19,864	
New Cases Filed in '08	43,922	
Cases Available for Processing	63,786	
Processed By:		
Judge	15,787	34.4%
Non-Judicial Officer	25,013	54.5%
Other	5,118	11.1%
Cases Processed	45,918	100.0%
Cases Pending 12/31/08	17,868	

Custody/Partial Custody/Visitation New Cases Filed
 1998-2008



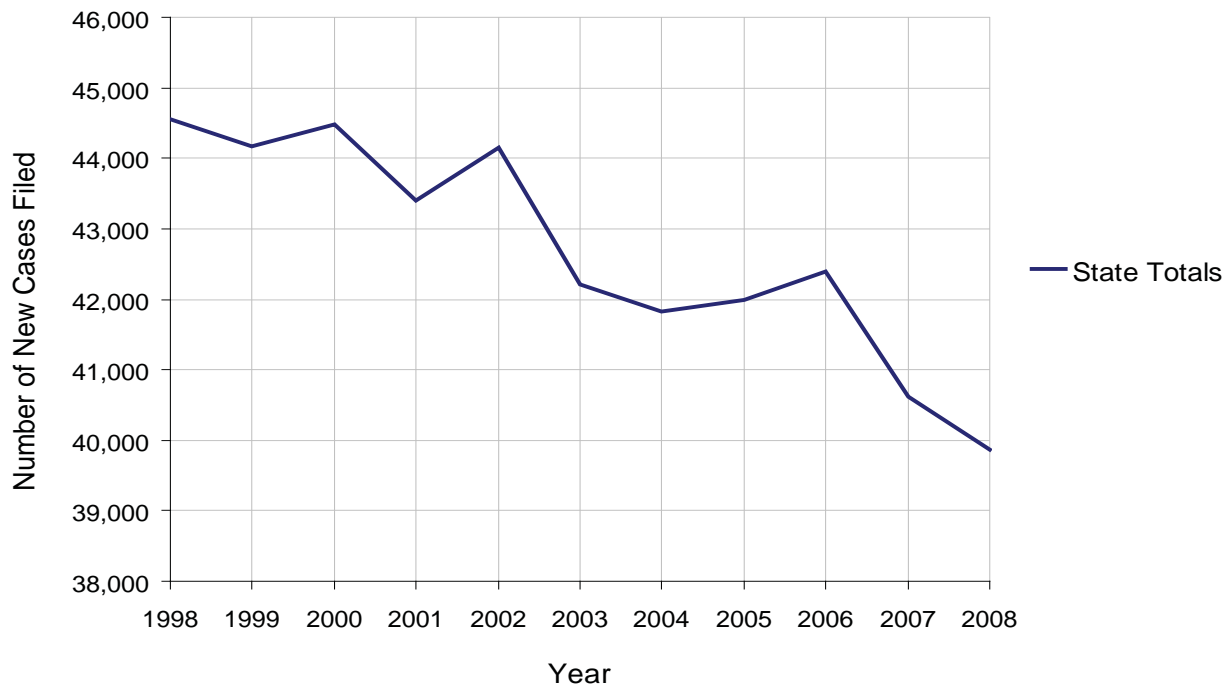
Note: 2005 data do not include Clearfield County since the county's data are not available.

PENNSYLVANIA COMMON PLEAS CASELOAD STATISTICS

2008 State Population Estimate: 12,432,792
 Total of Common Pleas Court Judgeships: 439

2008 Divorce	No. of Petitions	%
Cases Pending 1/1/08	74,155	
New Cases Filed in '08	39,875	
Cases Available for Processing	114,030	
Processed By:		
Contested Before a Judge	3,027	7.4%
Contested Before a Master	2,310	5.6%
Uncontested	30,206	73.4%
Other	5,607	13.6%
Cases Processed	41,150	100.0%
Cases Pending 12/31/08	72,880	

Divorce New Cases Filed, 1998-2008

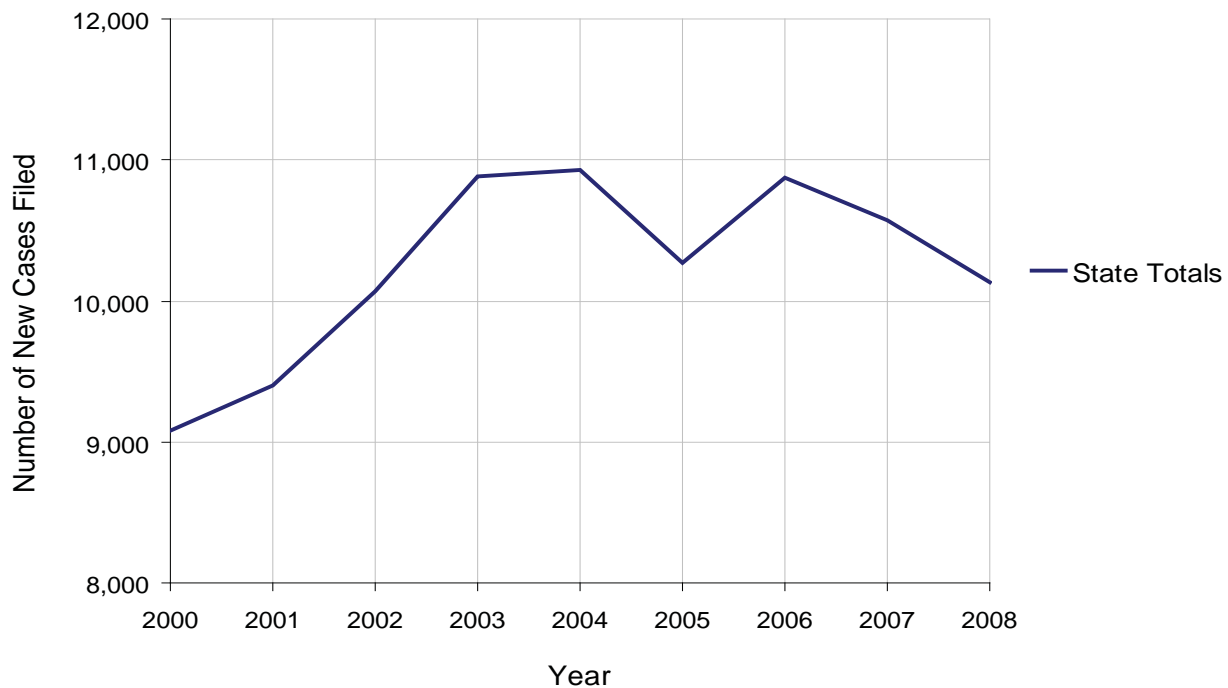


PENNSYLVANIA COMMON PLEAS CASELOAD STATISTICS

2008 State Population Estimate: 12,432,792
 Total of Common Pleas Court Judgeships: 439

2008 Juvenile Dependency Abuse/Neglect	No. of Petitions	%
Cases Pending 1/1/08	3,065	
New Cases Filed in '08	10,136	
Cases Available for Processing	13,201	
Processed By:		
Judge	7,154	70.6%
Non-Judicial Officer	2,137	21.1%
Other	841	8.3%
Cases Processed	10,132	100.0%
Cases Pending 12/31/08	3,069	

Abuse/Neglect New Cases Filed, 2000-2008

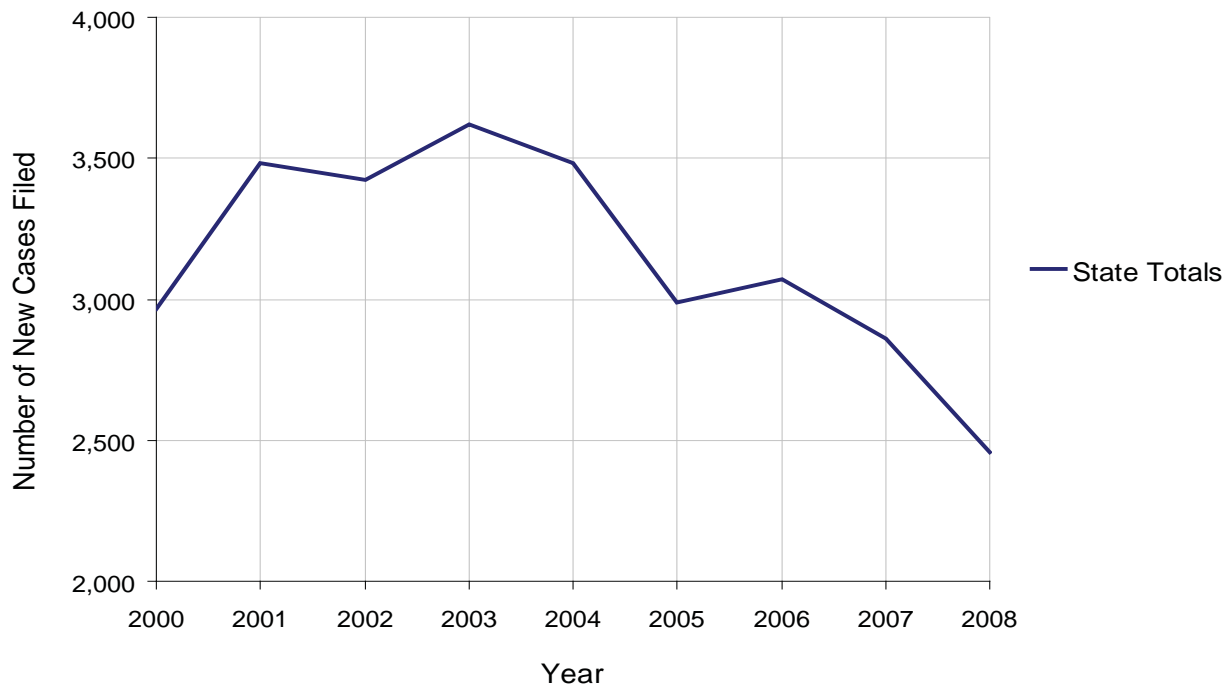


PENNSYLVANIA COMMON PLEAS CASELOAD STATISTICS

2008 State Population Estimate: 12,432,792
 Total of Common Pleas Court Judgeships: 439

2008 Juvenile Dependency Status Offenses	No. of Petitions	%
Cases Pending 1/1/08	2,716	
New Cases Filed in '08	2,458	
Cases Available for Processing	5,174	
Processed By:		
Judge	1,252	28.5%
Non-Judicial Officer	922	21.0%
Other	2,220	50.5%
Cases Processed	4,394	100.0%
Cases Pending 12/31/08	780	

Status Offenses New Cases Filed, 2000-2008

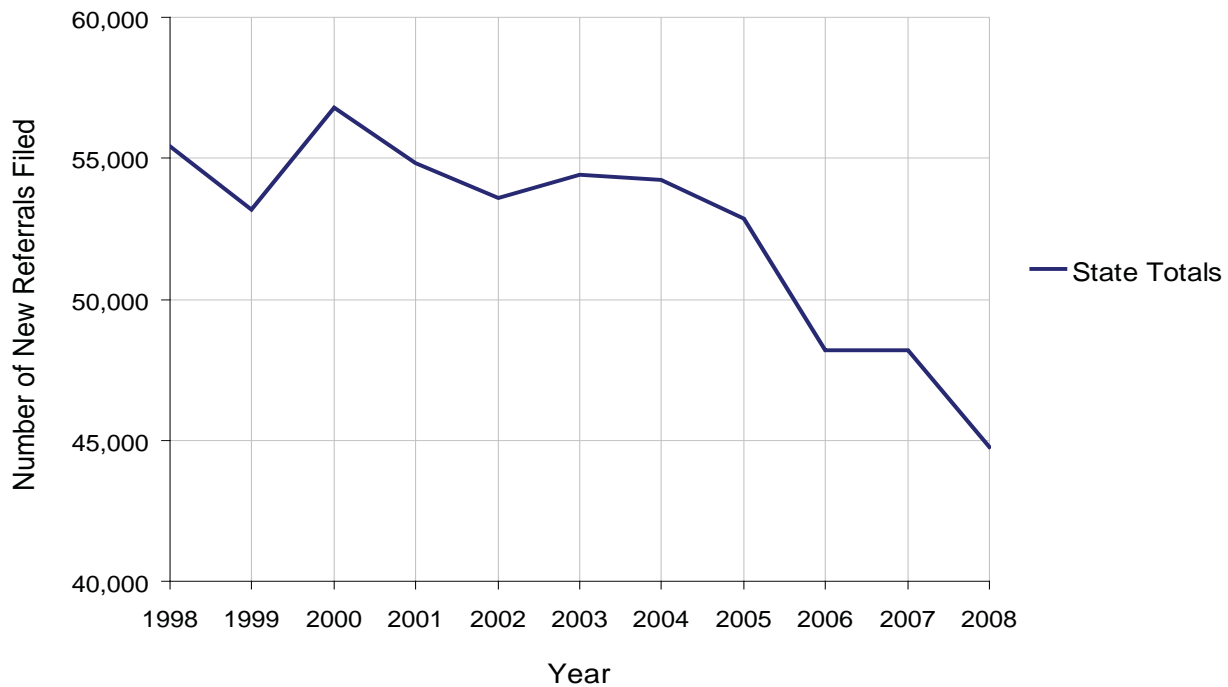


PENNSYLVANIA COMMON PLEAS CASELOAD STATISTICS

2008 State Population Estimate: 12,432,792
 Total of Common Pleas Court Judgeships: 439

2008 Juvenile Delinquency	No. of Referrals	%
Cases Pending 1/1/08	35,537	
New Referrals in '08	44,769	
Cases Available for Processing	80,306	
Processed By:		
Judge	23,228	35.6%
Non-Judicial Officer	18,395	28.2%
Other	23,690	36.3%
Cases Processed	65,313	100.0%
Cases Pending 12/31/08	14,993	

Juvenile Delinquency New Referrals, 1998-2008

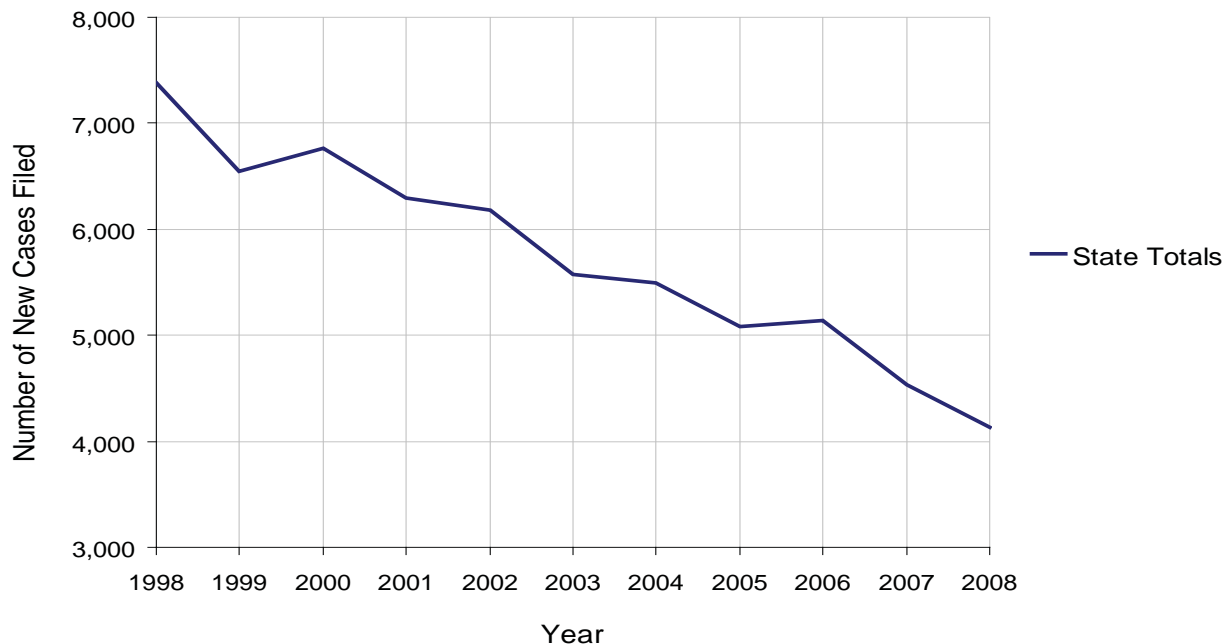


PENNSYLVANIA COMMON PLEAS CASELOAD STATISTICS

2008 State Population Estimate: 12,432,792
 Total of Common Pleas Court Judgeships: 439

2008 Accounts	No. of Accounts	%
Cases Pending 1/1/08	1,512	
New Cases Filed in '08	4,136	
Cases Available for Processing	5,648	
Processed By:		
Contested before a Judge	258	6.5%
Contested before a Non-Judicial Officer	5	0.1%
Uncontested	3,593	90.9%
Other	95	2.4%
Cases Processed	3,951	100.0%
Cases Pending 12/31/08	1,697	

Accounts New Cases Filed, 1998-2008



PENNSYLVANIA COMMON PLEAS CASELOAD STATISTICS

2008 State Population Estimate: 12,432,792
 Total of Common Pleas Court Judgeships: 439

2008 Adoptions		No. of Cases	%
Cases Pending 1/1/08		3,222	
New Cases Filed in '08		4,727	
Cases Available for Processing		7,949	
Processed By:			
Contested before a Judge	Granted	347	5.2%
	Denied	10	0.2%
Uncontested	Granted	4,038	60.8%
	Denied	13	0.2%
Other		2,237	33.7%
Cases Processed		6,645	100.0%
Cases Pending 12/31/08		1,304	

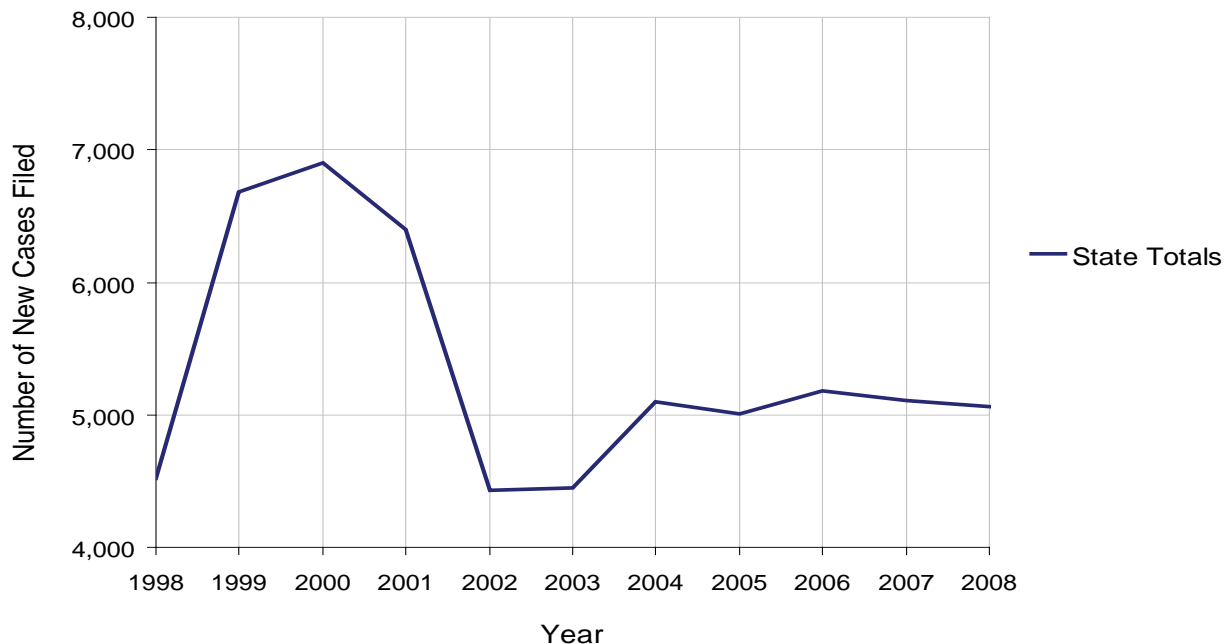
Note: Prior to 2008, each petition was counted as one new case, regardless of the number of children listed on the petition. Starting in 2008, each child listed on a petition is counted as a separate case. Therefore, statistics for 2008 should not be compared with those for previous years.

PENNSYLVANIA COMMON PLEAS CASELOAD STATISTICS

2008 State Population Estimate: 12,432,792
 Total of Common Pleas Court Judgeships: 439

2008 Relinquishments/Terminations	No. of Petitions	%
Cases Pending 1/1/08	4,940	
New Cases Filed in '08	5,060	
Cases Available for Processing	10,000	
Processed By:		
Contested before a Judge	1,252	16.7%
Uncontested	3,338	44.5%
Other	2,911	38.8%
Cases Processed	7,501	100.0%
Cases Pending 12/31/08	2,499	

Relinquishments/Terminations New Cases Filed, 1998-2008

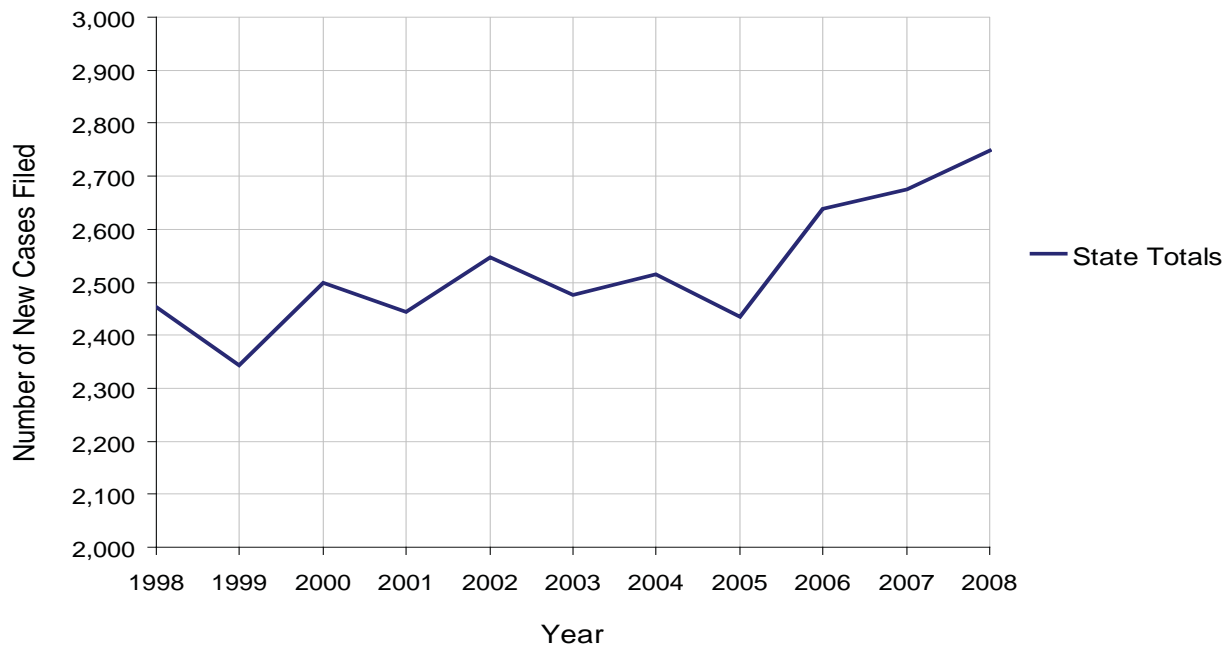


PENNSYLVANIA COMMON PLEAS CASELOAD STATISTICS

2008 State Population Estimate: 12,432,792
 Total of Common Pleas Court Judgeships: 439

2008 Appointment of Guardians	No. of Petitions	%
Cases Pending 1/1/08	1,009	
New Cases Filed in '08	2,748	
Cases Available for Processing	3,757	
Processed By:		
Contested before a Judge	460	17.1%
Uncontested	1,855	69.1%
Other	368	13.7%
Cases Processed	2,683	100.0%
Cases Pending 12/31/08	1,074	

Appointment of Guardians New Cases Filed, 1998-2008



PENNSYLVANIA COMMON PLEAS CASELOAD STATISTICS

2008 State Population Estimate: 12,432,792
 Total of Common Pleas Court Judgeships: 439

2008 Jury Activity & Performance Measures		
A. Juror Days	291,075	
B. Number Sent to Voir Dire	237,574	
Voir Dire Attendance Rate $(B/A * 100)$		81.6%
C. Number of Voir Dires Started	6,452	
Juror Days Per Voir Dire Starts (A/C)		45
D. Number of Jurors Selected	63,715	
Juror Selection Rate $(D/B * 100)$		26.8%
E. Number of Jury Trials Started	4,349	
Juror Days Per Trial Starts (A/E)		67
Number of Voir Dires Not Resulting in Trial $(C-E)$		2,103
Percent Voir Dires Not Resulting in Trial $(C-E)/C * 100$		32.6%
F. Pool Days	2,443	
G. Zero Panel Days	434	
Percent Zero Panel Days $(G/F * 100)$		17.8%
H. Total Juror Fees Incurred	\$5,635,877	
Average Juror Fees Per Trial (H/E)		\$1,296

Average Juror Fees Per Trial, 1998-2008

