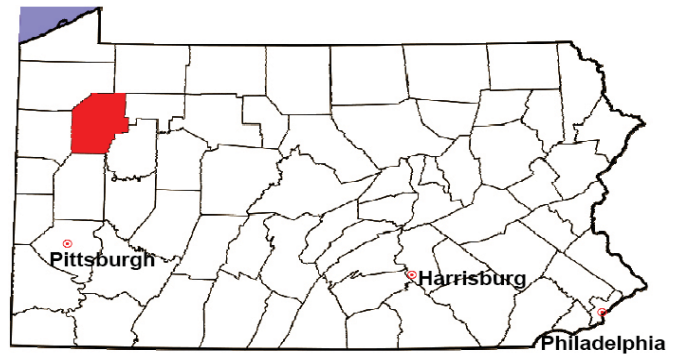


VENANGO COUNTY

2008 Population Estimate: 54,423

Class of County: 6th

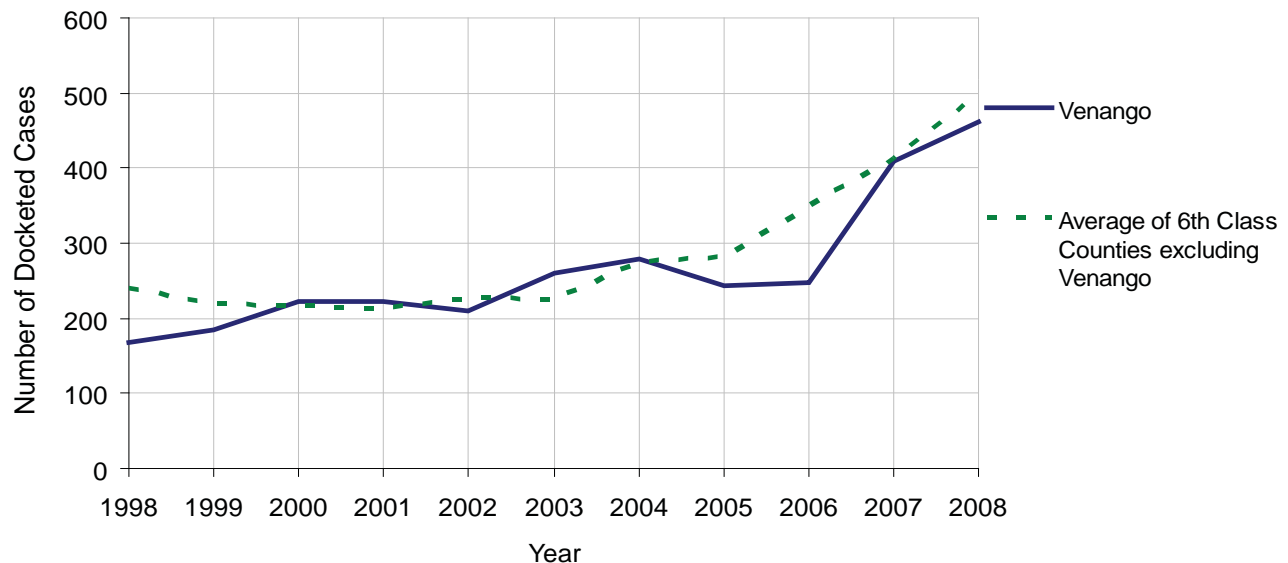
No. of Common Pleas Court Judgeships: 2



2008 Civil		Civil Action		
Docketed Cases		462		
Arbitrated Cases		6		
Trial-Ready Cases:		Civil Action	Other	Total
Cases Pending 1/1/08		44	0	44
Became Trial Ready in '08		40	1	41
Restored to Trial List		0	0	0
Appeals from Arbitration		1	0	1
Cases Available for Trial		85	1	86
Disposed By:				
Settlement		28	0	28
Non-Jury Trial		7	0	7
Jury Trial		1	0	1
Stricken from Trial List		2	0	2
Other		34	0	34
Cases Disposed		72	0	72
Cases Pending 12/31/08		13	1	14

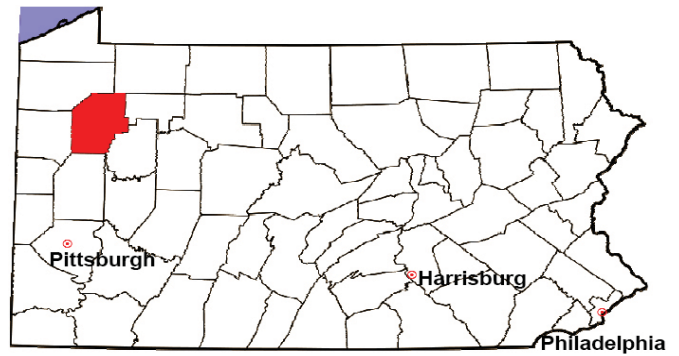
Age of Trial-Ready Cases as of 12/31/08 (Civil Action Only)		
0-6 months	12	92%
7-12 months	1	8%
13-18 months	0	0%
19-24 months	0	0%
25-30 months	0	0%
31-36 months	0	0%
Over 36 months	0	0%
Total	13	100%

Docketed Cases, 1998-2008



VENANGO COUNTY

2008 Population Estimate: 54,423
 Class of County: 6th
 No. of Common Pleas Court Judgeships: 2



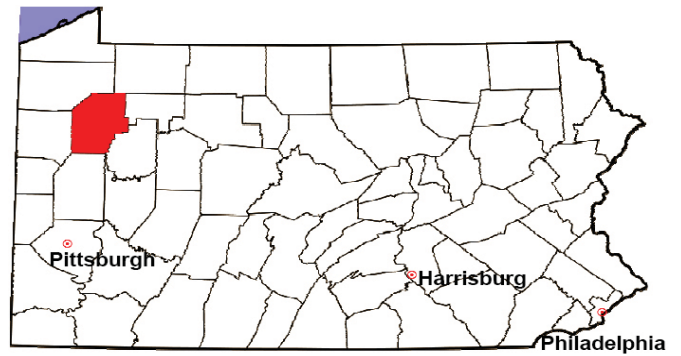
2008 Protection From Abuse	No. of Petitions	%
Cases Pending 1/1/08	28	
New Cases Filed in '08	144	
Cases Available for Processing	172	
Processed By:		
Final Order After Hearing	12	7.8%
Final Order by Stipulation or Agreement	69	44.8%
Dismissal	32	20.8%
Withdrawal	40	26.0%
Other	1	0.6%
Cases Processed	154	100.0%
Cases Pending 12/31/08	18	

PFA New Cases Filed, 1999-2008



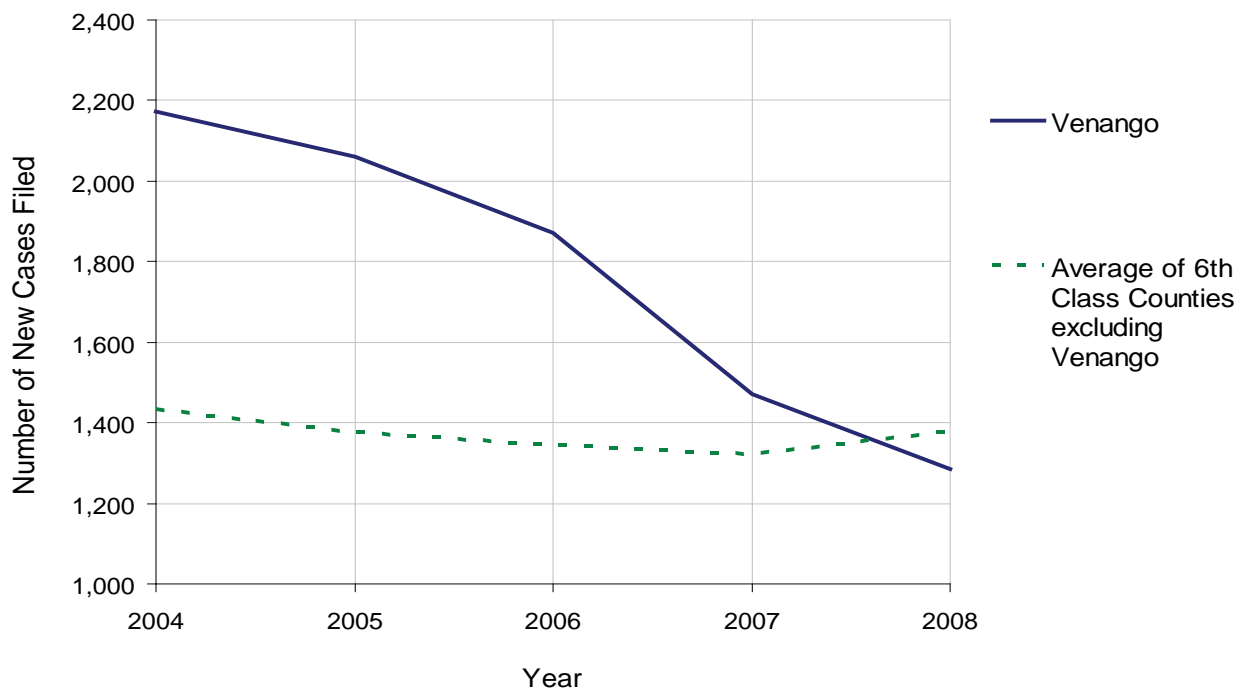
VENANGO COUNTY

2008 Population Estimate: 54,423
 Class of County: 6th
 No. of Common Pleas Court Judgeships: 2



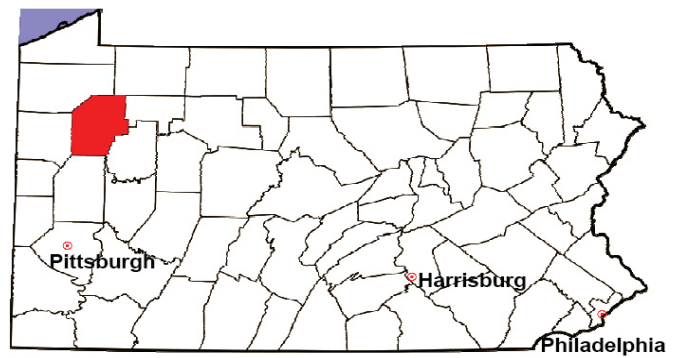
2008 Spousal & Child Support	No. of Petitions	%
Cases Pending 1/1/08	214	
New Cases Filed in '08	1,285	
Dockets Transferred In (+)	8	
Dockets Transferred Out (-)	27	
Cases Available for Processing	1,480	
Processed By:		
Judge	69	5.7%
Intake Officer	383	31.4%
Hearing Officer	767	62.9%
Other	0	0.0%
Cases Processed	1,219	100.0%
Cases Pending 12/31/08	261	

Spousal & Child Support New Cases Filed, 1998-2008



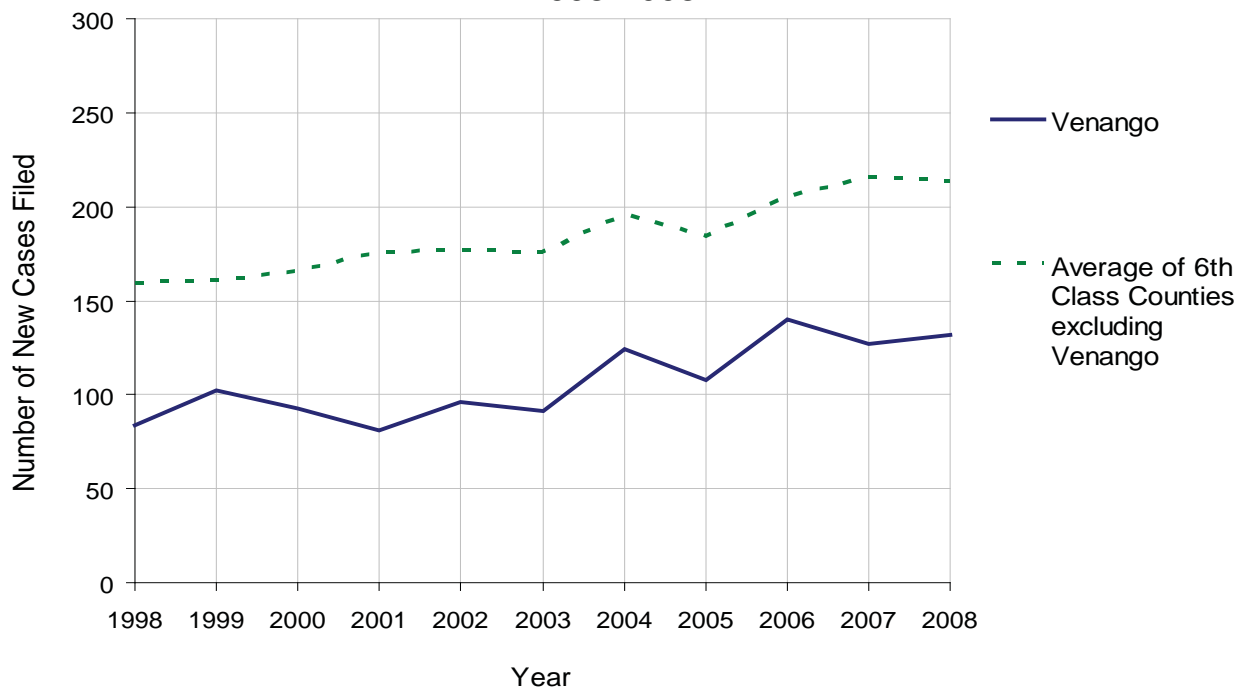
VENANGO COUNTY

2008 Population Estimate: 54,423
 Class of County: 6th
 No. of Common Pleas Court Judgeships: 2



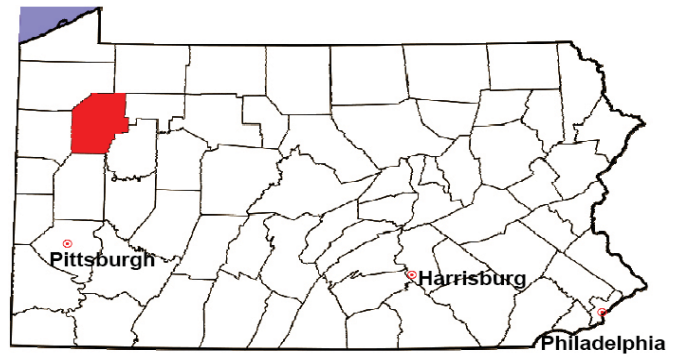
2008 Custody/Partial Custody/Visitation	No. of Petitions	%
Cases Pending 1/1/08	0	
New Cases Filed in '08	132	
Cases Available for Processing	132	
Processed By:		
Judge	46	34.8%
Non-Judicial Officer	85	64.4%
Other	1	0.8%
Cases Processed	132	100.0%
Cases Pending 12/31/08	0	

Custody/Partial Custody/Visitation New Cases Filed
 1998-2008



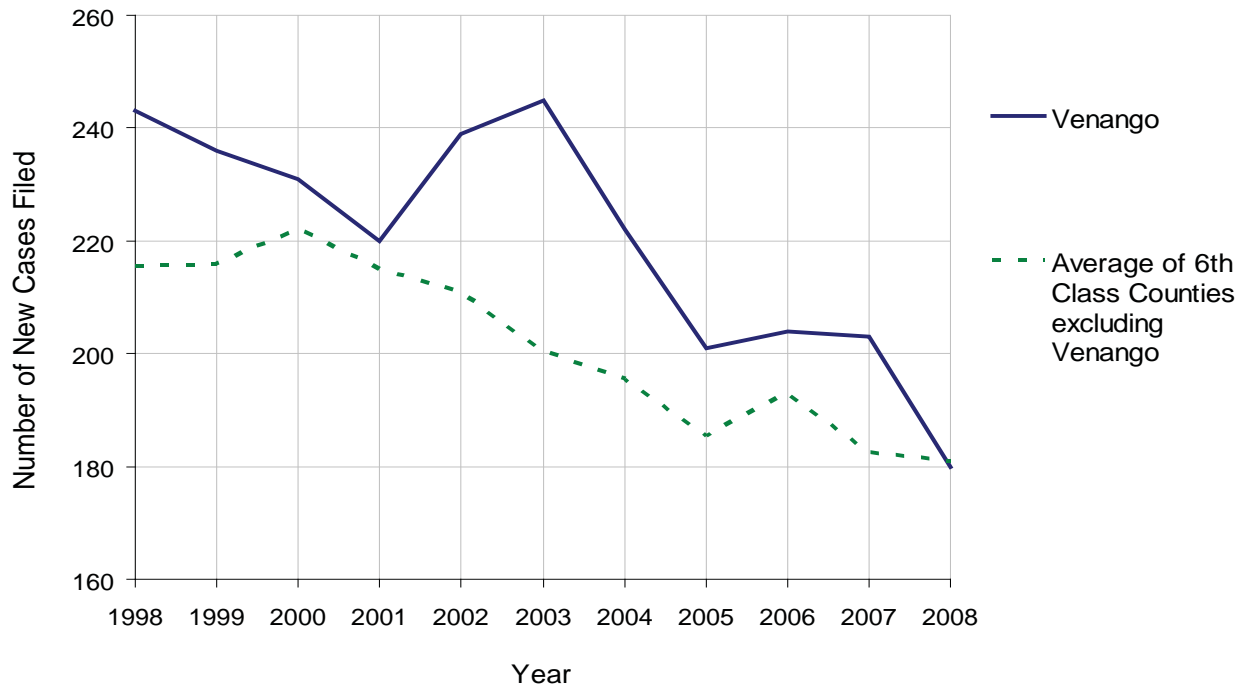
VENANGO COUNTY

2008 Population Estimate: 54,423
 Class of County: 6th
 No. of Common Pleas Court Judgeships: 2



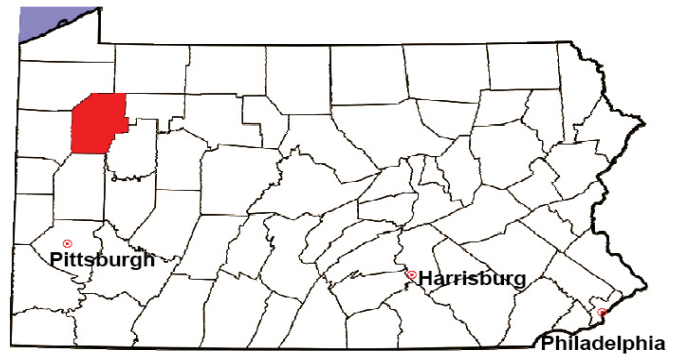
2008 Divorce	No. of Petitions	%
Cases Pending 1/1/08	122	
New Cases Filed in '08	180	
Cases Available for Processing	302	
Processed By:		
Contested Before a Judge	6	3.0%
Contested Before a Master	17	8.6%
Uncontested	171	86.4%
Other	4	2.0%
Cases Processed	198	100.0%
Cases Pending 12/31/08	104	

Divorce New Cases Filed, 1998-2008



VENANGO COUNTY

2008 Population Estimate: 54,423
 Class of County: 6th
 No. of Common Pleas Court Judgeships: 2



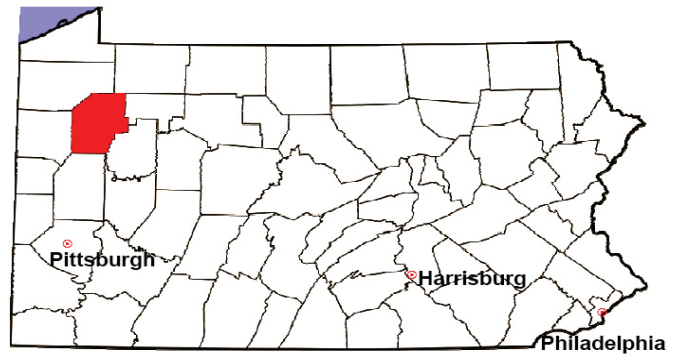
2008 Juvenile Dependency Abuse/Neglect	No. of Petitions	%
Cases Pending 1/1/08	0	
New Cases Filed in '08	34	
Cases Available for Processing	34	
Processed By:		
Judge	31	100.0%
Non-Judicial Officer	0	0.0%
Other	0	0.0%
Cases Processed	31	100.0%
Cases Pending 12/31/08	3	

Abuse/Neglect New Cases Filed, 2000-2008



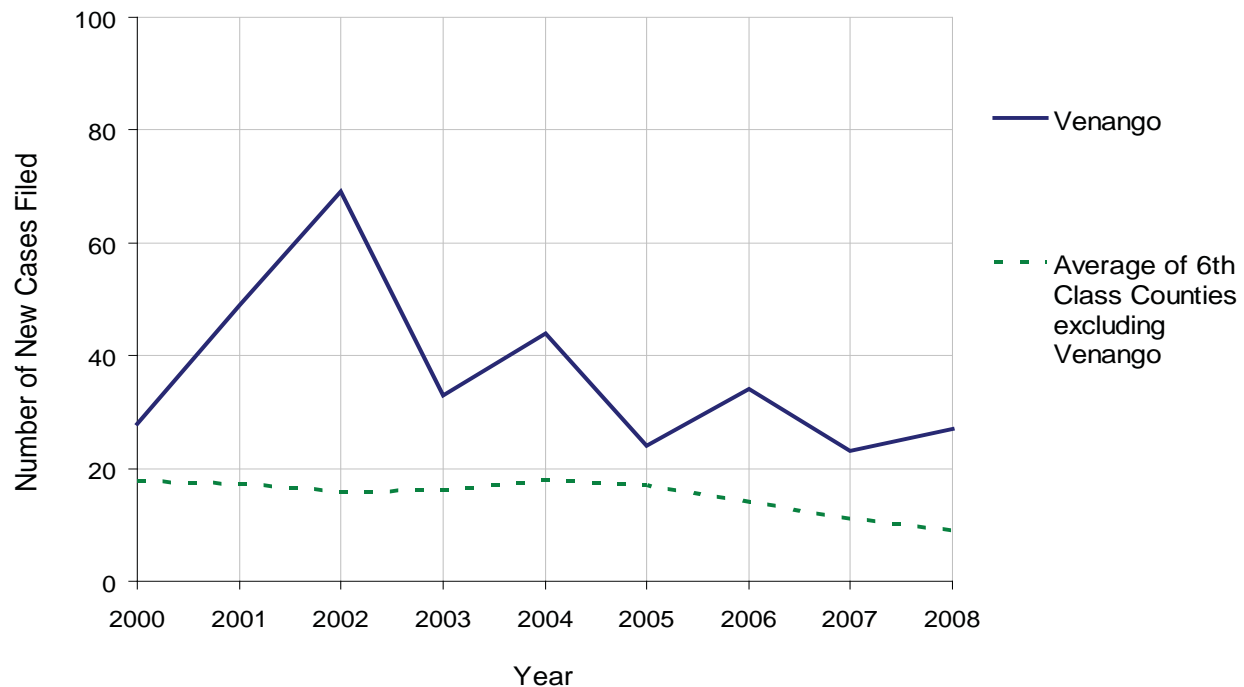
VENANGO COUNTY

2008 Population Estimate: 54,423
 Class of County: 6th
 No. of Common Pleas Court Judgeships: 2



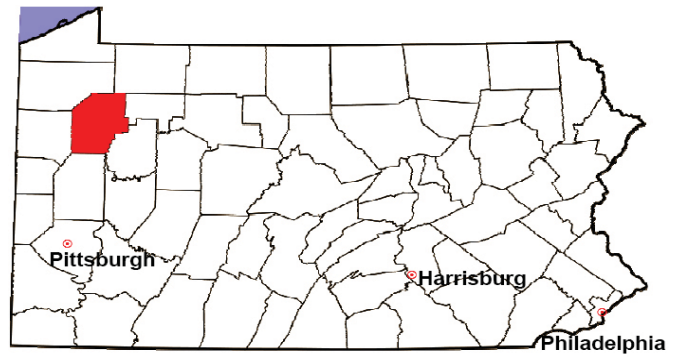
2008 Juvenile Dependency Status Offenses	No. of Petitions	%
Cases Pending 1/1/08	0	
New Cases Filed in '08	27	
Cases Available for Processing	27	
Processed By:		
Judge	25	100.0%
Non-Judicial Officer	0	0.0%
Other	0	0.0%
Cases Processed	25	100.0%
Cases Pending 12/31/08	2	

Status Offenses New Cases Filed, 2000-2008



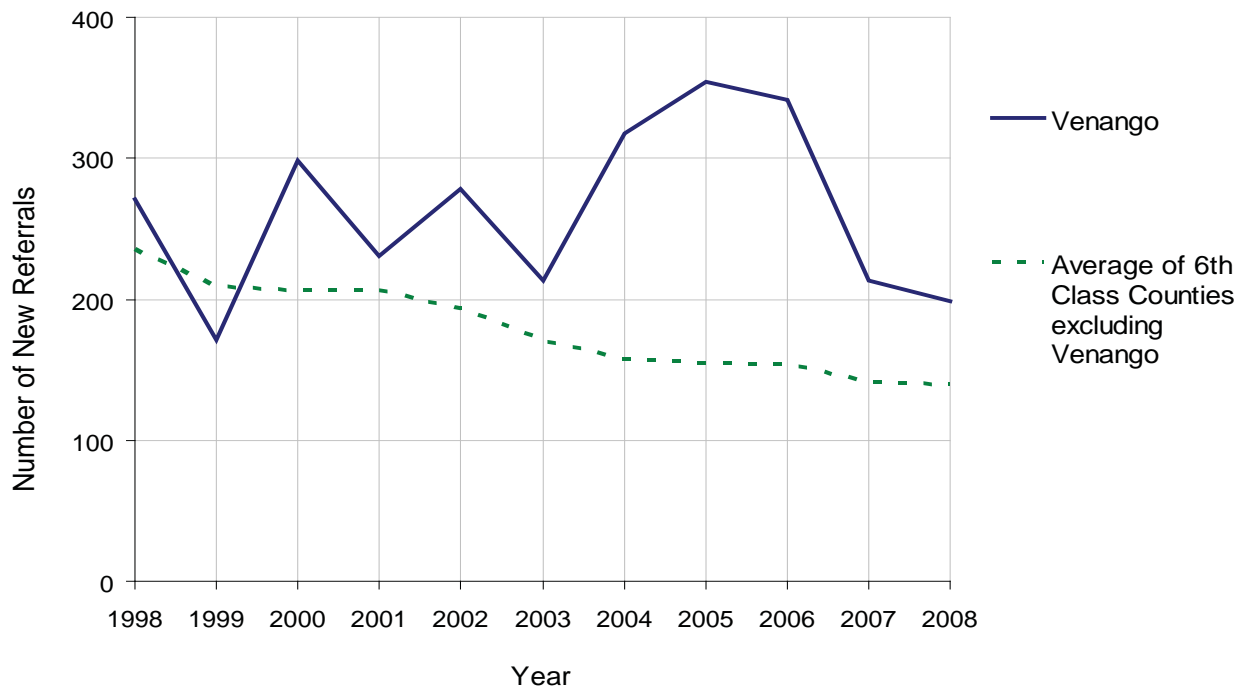
VENANGO COUNTY

2008 Population Estimate: 54,423
 Class of County: 6th
 No. of Common Pleas Court Judgeships: 2



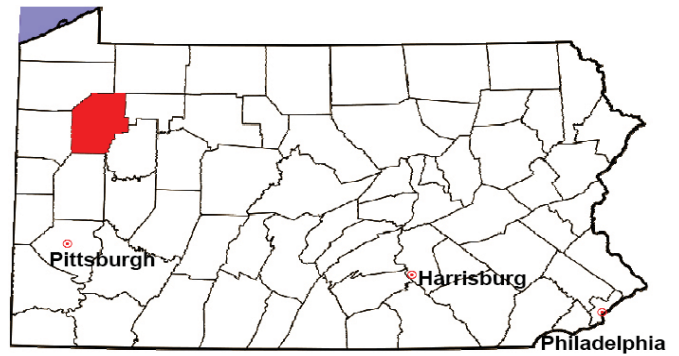
2008 Juvenile Delinquency	No. of Referrals	%
Cases Pending 1/1/08	131	
New Referrals in '08	199	
Cases Available for Processing	330	
Processed By:		
Judge	51	22.9%
Non-Judicial Officer	92	41.3%
Other	80	35.9%
Cases Processed	223	100.0%
Cases Pending 12/31/08	107	

Juvenile Delinquency New Referrals, 1998-2008



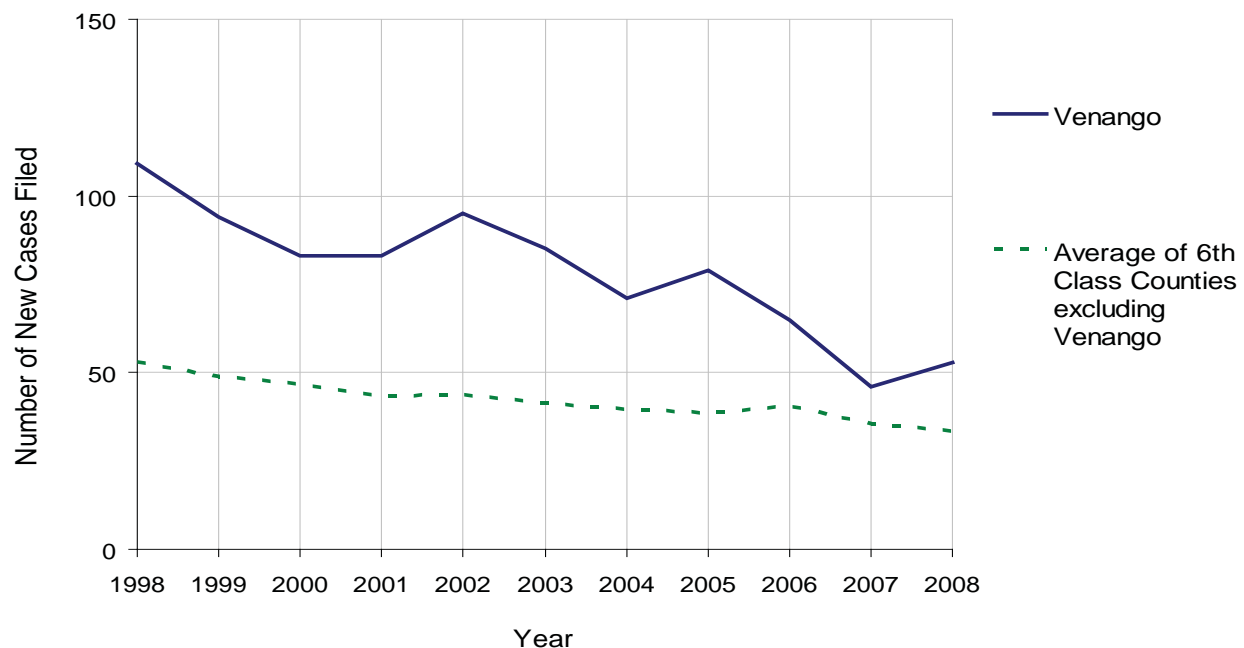
VENANGO COUNTY

2008 Population Estimate: 54,423
 Class of County: 6th
 No. of Common Pleas Court Judgeships: 2



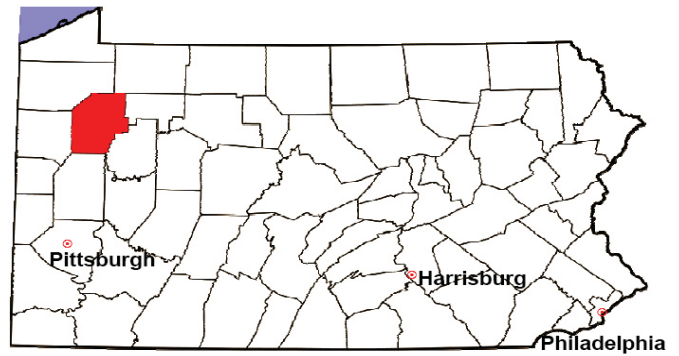
2008 Accounts	No. of Accounts	%
Cases Pending 1/1/08	14	
New Cases Filed in '08	53	
Cases Available for Processing	67	
Processed By:		
Contested before a Judge	7	11.7%
Contested before a Non-Judicial Officer	0	0.0%
Uncontested	53	88.3%
Other	0	0.0%
Cases Processed	60	100.0%
Cases Pending 12/31/08	7	

Accounts New Cases Filed, 1998-2008



VENANGO COUNTY

2008 Population Estimate: 54,423
 Class of County: 6th
 No. of Common Pleas Court Judgeships: 2

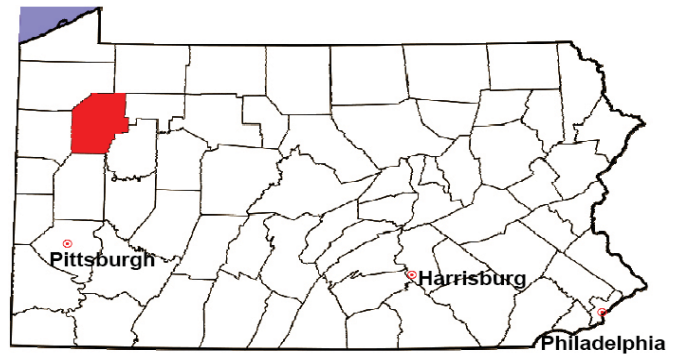


2008 Adoptions		No. of Cases	%
Cases Pending 1/1/08		3	
New Cases Filed in '08		20	
Cases Available for Processing		23	
Processed By:			
Contested before a Judge	Granted	0	0.0%
	Denied	0	0.0%
Uncontested	Granted	12	100.0%
	Denied	0	0.0%
Other		0	0.0%
Cases Processed		12	100.0%
Cases Pending 12/31/08		11	

Note: Prior to 2008, each petition was counted as one new case, regardless of the number of children listed on the petition. Starting in 2008, each child listed on a petition is counted as a separate case. Therefore, statistics for 2008 should not be compared with those for previous years.

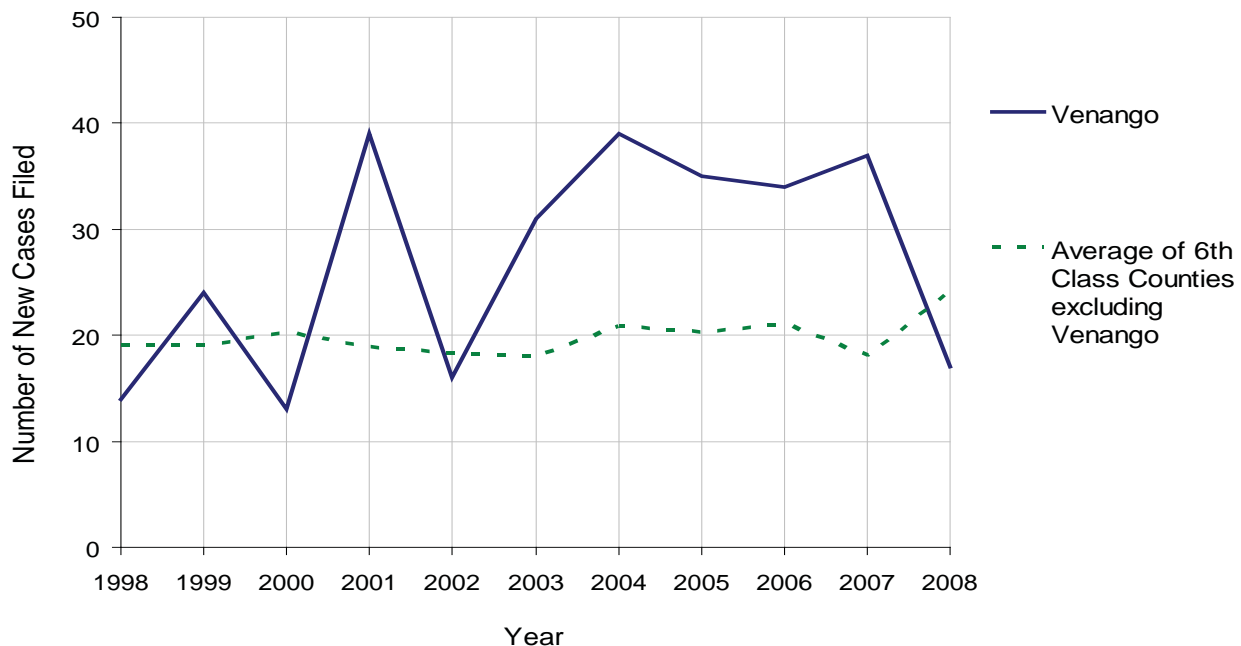
VENANGO COUNTY

2008 Population Estimate: 54,423
 Class of County: 6th
 No. of Common Pleas Court Judgeships: 2



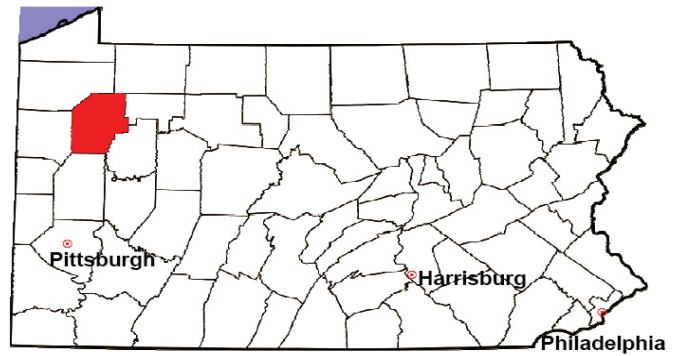
2008 Relinquishments/Terminations	No. of Petitions	%
Cases Pending 1/1/08	16	
New Cases Filed in '08	17	
Cases Available for Processing	33	
Processed By:		
Contested before a Judge	2	9.5%
Uncontested	19	90.5%
Other	0	0.0%
Cases Processed	21	100.0%
Cases Pending 12/31/08	12	

Relinquishments/Terminations New Cases Filed, 1998-2008



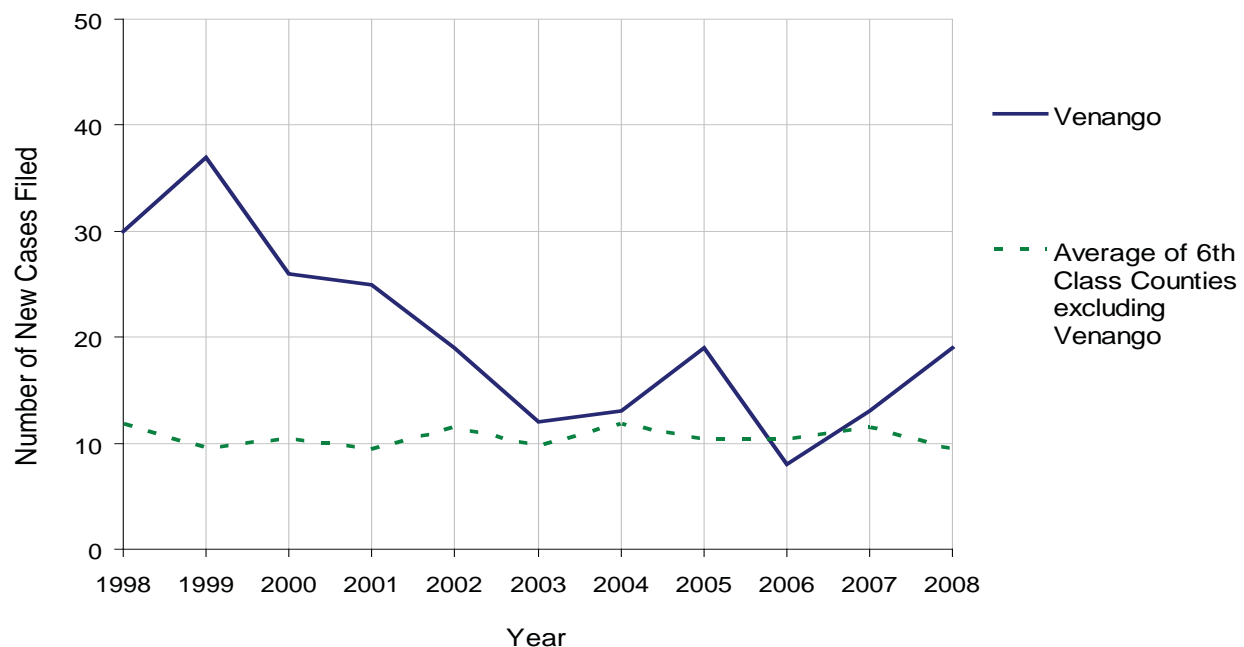
VENANGO COUNTY

2008 Population Estimate: 54,423
 Class of County: 6th
 No. of Common Pleas Court Judgeships: 2



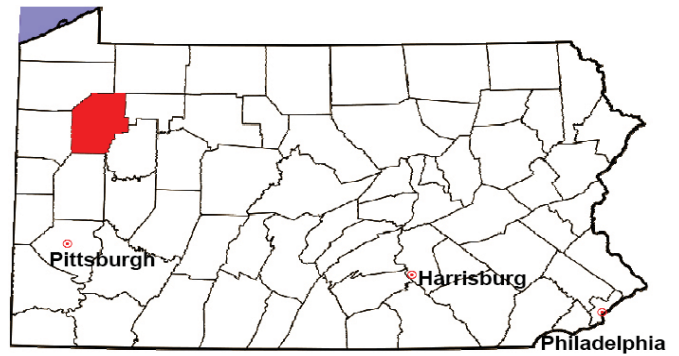
2008 Appointment of Guardians	No. of Petitions	%
Cases Pending 1/1/08	3	
New Cases Filed in '08	19	
Cases Available for Processing	22	
Processed By:		
Contested before a Judge	1	5.9%
Uncontested	16	94.1%
Other	0	0.0%
Cases Processed	17	100.0%
Cases Pending 12/31/08	5	

Appointment of Guardians New Cases Filed, 1998-2008



VENANGO COUNTY

2008 Population Estimate: 54,423
 Class of County: 6th
 No. of Common Pleas Court Judgeships: 2



2008 Jury Activity & Performance Measures		
A. Juror Days		1,243
B. Number Sent to Voir Dire		2,665
	Voir Dire Attendance Rate $(B/A * 100)$	214.4%
C. Number of Voir Dires Started		79
	Juror Days Per Voir Dire Starts (A/C)	16
D. Number of Jurors Selected		911
	Juror Selection Rate $(D/B * 100)$	34.2%
E. Number of Jury Trials Started		66
	Juror Days Per Trial Starts (A/E)	19
	Number of Voir Dires Not Resulting in Trial $(C-E)$	13
	Percent Voir Dires Not Resulting in Trial $(C-E)/C * 100$	16.5%
F. Pool Days		11
G. Zero Panel Days		0
	Percent Zero Panel Days $(G/F * 100)$	0.0%
H. Total Juror Fees Incurred		\$55,070
	Average Juror Fees Per Trial (H/E)	\$834

Average Juror Fees Per Trial, 1998-2008

