

# Magisterial District Reestablishment 2012

## Judicial District Summary Sheet

County Name: **Clearfield**

Judicial District #: **46**

### ***Caseload and Magisterial District Elimination Analysis***

The difference between the average annual caseload of Judicial District # 46 and its class of county: **20%**

*Note: If the difference is  $\geq 10\%$  no proposed eliminations or justification is required.*

#### *Summary of Proposed Actions*

46-3-01      Realign

46-3-02      Reestablish

46-3-03      Realign

46-3-04      Realign

### ***Night/Central/Alternate Court Operations***

This judicial district utilizes the following diversionary courts to assist in balancing workload:

Central Court: **Yes**      Night Court: **No**

Central Court is held at the county jail and is for criminal hearings for districts 46-3-02, 46-3-03 and 46-3-04 and offers substantial savings to the parties in both time and expenses.

### ***Public Comment***

Proposal Posted for Public Comment: **Yes**      Comments Received: **Yes**

Public Comments were received from the county commissioners who did not, in their comments, address that the three districts are working at a caseload equivalent of fourth class counties. The commissioners support elimination of one magisterial district in lieu of realigning three and reestablishing one.

## Magisterial District Reestablishment 2012

County Name: Clearfield

Judicial District #: 46

### Existing and Proposed Magisterial Districts

**Magisterial District #: 46-3-01**

**Proposed Action: Realign**

Average Annual Caseload:	4,798	Average Annual Workload:	42,056
% Difference in Caseload (magisterial district/judicial district):	15.00	% Difference in Workload (magisterial district/judicial district):	22.00
% Difference in Caseload (magisterial district/class of county):	32.00	<i>Workload outside of a +/- 15% range requires realignment or support to maintain current configuration.</i>	

#### Magisterial District Judge & Office Information:

Patrick N. Ford

309 Maple Avenue P.O. Box 452

DuBois, PA 15801

Birthdate: 2-19-61

Mandatory Retirement: 2031

Term Expires: 12-31-17

#### Existing Geography:

BLOOM TWP Voting District; BRADY TWP Voting District; DUBOIS WD 01; DUBOIS WD 02; DUBOIS WD 03; DUBOIS WD 04; DUBOIS WD 05; GRAMPIAN Voting District; HUSTON TWP Voting District; PENN TWP Voting District; PINE TWP Voting District; SANDY TWP PCT FALLS CREEK DIST 01; SANDY TWP PCT FALLS CREEK DIST 02; SANDY TWP PCT OKLAHOMA; SANDY TWP PCT SABULA; SANDY TWP PCT TREASURE LAKE; SANDY TWP PCT WEST SANDY; TROUTVILLE Voting District; UNION TWP Voting District

Not Listed: Falls Creek Borough

#### Proposed Geography:

BLOOM TWP Voting District; BRADY TWP Voting District; DUBOIS WD 01; DUBOIS WD 02; DUBOIS WD 03; DUBOIS WD 04; DUBOIS WD 05; HUSTON TWP Voting District; PINE TWP Voting District; SANDY TWP PCT FALLS CREEK DIST 01; SANDY TWP PCT FALLS CREEK DIST 02; SANDY TWP PCT OKLAHOMA; SANDY TWP PCT SABULA; SANDY TWP PCT TREASURE LAKE; SANDY TWP PCT WEST SANDY; TROUTVILLE Voting District; UNION TWP Voting District

Falls Creek Borough

**Office within district:** Yes

**Residence within district:** Yes

**Police Departments:** DuBois City Police, Sandy Township Police

**Major Highways:** I-80, Rte. 322, Rte. 219

## Existing and Proposed Magisterial Districts

**Magisterial District #:** 46-3-02

**Proposed Action:** Reestablish

Average Annual Caseload:	4,443	Average Annual Workload:	39,519
% Difference in Caseload (magisterial district/judicial district):	8.00	% Difference in Workload (magisterial district/judicial district):	17.00
% Difference in Caseload (magisterial district/class of county):	27.00	<i>Workload outside of a +/- 15% range requires realignment or support to maintain current configuration.</i>	

### Magisterial District Judge & Office Information:

Richard A. Ireland	Birthdate:	6-24-54
900 Leonard Street	Mandatory Retirement:	2024
Clearfield, PA 16830	Term Expires:	12-31-17

### Existing Geography:

CLEARFIELD WD 01; CLEARFIELD WD 02; CLEARFIELD WD 03; CLEARFIELD WD 04; CURWENSVILLE Voting District; LAWRENCE TWP PCT GLEN RICHEY; LAWRENCE TWP PCT GOLDEN ROD-HILLSDALE; LAWRENCE TWP PCT HYDE CITY; LAWRENCE TWP PCT PLYMPTON; PIKE TWP Voting District

### Proposed Geography:

CLEARFIELD WD 01; CLEARFIELD WD 02; CLEARFIELD WD 03; CLEARFIELD WD 04; CURWENSVILLE Voting District; LAWRENCE TWP PCT GLEN RICHEY; LAWRENCE TWP PCT GOLDEN ROD-HILLSDALE; LAWRENCE TWP PCT HYDE CITY; LAWRENCE TWP PCT PLYMPTON; PIKE TWP Voting District

**Office within district:** Yes

**Residence within district:** Yes

**Police Departments:** Clearfield Borough Police, Curwensville Borough Police, Lawrence Township Police

**Major Highways:** I-80, Rte. 322, Rte. 879

## Existing and Proposed Magisterial Districts

**Magisterial District #:** 46-3-03

**Proposed Action:** Realign

Average Annual Caseload:	5,529	Average Annual Workload:	33,175
% Difference in Caseload (magisterial district/judicial district):	26.00	% Difference in Workload (magisterial district/judicial district):	1.00
% Difference in Caseload (magisterial district/class of county):	41.00	<i>Workload outside of a +/- 15% range requires realignment or support to maintain current configuration.</i>	

### Magisterial District Judge & Office Information:

Jerome M. Nevling

131 Rolling Stone Road P.O. Box 210

Kylertown, PA 16847

Birthdate: 8-1-62

Mandatory Retirement: 2032

Term Expires: 12-31-17

### Existing Geography:

BOGGS TWP Voting District; BRADFORD TWP PCT 01; BRADFORD TWP PCT 02; CHESTER HILL Voting District; COOPER TWP PCT 01; COOPER TWP PCT 02; COVINGTON TWP Voting District; DECATUR TWP PCT 01; DECATUR TWP PCT 02; GIRARD TWP Voting District; GOSHEN TWP Voting District; GRAHAM TWP Voting District; KARTHAUS TWP Voting District; MORRIS TWP PCT 01; MORRIS TWP PCT 02; OSCEOLA Voting District; WALLACETON Voting District

### Proposed Geography:

BRADFORD TWP PCT 01; BRADFORD TWP PCT 02; CHESTER HILL Voting District; COOPER TWP PCT 01; COOPER TWP PCT 02; COVINGTON TWP Voting District; DECATUR TWP PCT 01; DECATUR TWP PCT 02; GIRARD TWP Voting District; GOSHEN TWP Voting District; GRAHAM TWP Voting District; KARTHAUS TWP Voting District; MORRIS TWP PCT 01; MORRIS TWP PCT 02; OSCEOLA Voting District

**Office within district:** Yes

**Residence within district:** Yes

**Police Departments:** PA State Police - Clearfield, Decatur Township Police, Morris-Cooper Regional Police

**Major Highways:** I-80, Rte. 322, Rte. 53

## Existing and Proposed Magisterial Districts

**Magisterial District #:** 46-3-04

**Proposed Action:** Realign

Average Annual Caseload:	1,501	Average Annual Workload:	15,529
% Difference in Caseload (magisterial district/judicial district):	63.00	% Difference in Workload (magisterial district/judicial district):	52.00
% Difference in Caseload (magisterial district/class of county):	53.00	<i>Workload outside of a +/- 15% range requires realignment or support to maintain current configuration.</i>	

**Magisterial District Judge & Office Information:**

James L. Hawkins	Birthdate:	6-19-57
251 Spring Street, Suite 3 P.O. Box 362	Mandatory Retirement:	2027
Houtzdale, PA 16651	Term Expires:	12-31-17

**Existing Geography:**

BECCARIA TWP PCT 01; BECCARIA TWP PCT 02; BELL TWP Voting District; BIGLER TWP Voting District; BRISBIN Voting District; BURNSIDE TWP Voting District; BURNSIDE Voting District; CHEST TWP Voting District; COALPORT Voting District; FERGUSON TWP Voting District; GLEN HOPE Voting District; GREENWOOD TWP Voting District; GULICH TWP Voting District; HOUTZDALE Voting District; IRVONA Voting District; JORDAN TWP Voting District; KNOX TWP Voting District; LUMBER CITY Voting District; MAHAFFEY Voting District; NEW WASHINGTON Voting District; NEWBURG Voting District; RAMEY Voting District; WESTOVER Voting District; WOODWARD TWP PCT 01; WOODWARD TWP PCT 02

**Proposed Geography:**

BECCARIA TWP PCT 01; BECCARIA TWP PCT 02; BELL TWP Voting District; BIGLER TWP Voting District; BOGGS TWP Voting District; BRISBIN Voting District; BURNSIDE TWP Voting District; BURNSIDE Voting District; CHEST TWP Voting District; COALPORT Voting District; FERGUSON TWP Voting District; GLEN HOPE Voting District; GRAMPIAN Voting District; GREENWOOD TWP Voting District; GULICH TWP Voting District; HOUTZDALE Voting District; IRVONA Voting District; JORDAN TWP Voting District; KNOX TWP Voting District; LUMBER CITY Voting District; MAHAFFEY Voting District; NEW WASHINGTON Voting District; NEWBURG Voting District; PENN TWP Voting District; RAMEY Voting District; WALLACETON Voting District; WESTOVER Voting District; WOODWARD TWP PCT 01; WOODWARD TWP PCT 02

**Office within district:** Yes

**Residence within district:** Yes

**Police Departments:** None

**Major Highways:** US 219, State Rte. 36, State Rte. 53

# Magisterial District Reestablishment 2012

## Magisterial District Caseload/Workload Analysis

### Judicial District and Class of County Comparison Statistics

**Clearfield / 46**

Judicial District Average Caseload			
2011 Class	2011 Filings	2012 Class	2012 Filings
6	4,066	6	4,066

2011 Class of County Caseload Averages								
2011 Class	CR	PC	TR	NT	CV	LT	MD	Total
6	251	126	2,087	485	231	43	41	3,263

2012 Class of County Caseload Averages								
2012 Class	CR	PC	TR	NT	CV	LT	MD	Total
6	244	155	2,019	477	228	42	39	3,204

#### Notes on Analysis:

**CASELOAD:** The statistics provided are used to compare the average annual caseload of each magisterial district to the class of county average as one measure to assess whether any changes should be proposed. Reported values are provided by the judicial district; the comparison values are provided by the MDJS.

**WORKLOAD:** Where the average annual workload of a magisterial district is greater/less than 15% of the judicial district's workload average, the judicial district should realign - OR - explain why this difference does not impact workload equity within the judicial district. A value that is green indicates it is within range; red requires justification if realignment or elimination are not proposed.

Judicial District Caseload Averages		
Clearfield	2011	2012
Class	6	6
CR	348	348
NT	623	623
PC	123	123
TR	2,512	2,512
CV	372	372
LT	45	45
MD	43	43
AVG	4,066	4,066

Clearfield	2011	2012
Class	6	6
CR	12,780	12,780
NT	6,693	6,693
PC	1,325	1,325
TR	5,727	5,727
CV	4,198	4,198
LT	650	650
MD	1,403	1,401
-15 % Workload	27,860	27,858
Average Workload	32,776	32,774
+ 15% Workload	37,693	37,690

## Magisterial District Caseload/Workload Analysis

**46-3-01**

**Realign**

### **CASELOAD**

Average Total Annual Caseload:

Reported	AOPC	
4,798	2011	2012
15	17.99%	17.99%
32	47.02%	49.74%

Magisterial District Average: Judicial District Average:

Magisterial District Average: Class of County Average:

### **WORKLOAD**

Average Total Annual Workload:

Reported	AOPC	
42,056	2011	2012
22	28.31%	28.32%

Magisterial District Average: Judicial District Average:

**46-3-02**

**Reestablish**

### **CASELOAD**

Average Total Annual Caseload:

Reported	AOPC	
4,443	2011	2012
8	9.26%	9.26%
27	36.14%	38.66%

Magisterial District Average: Judicial District Average:

Magisterial District Average: Class of County Average:

### **WORKLOAD**

Average Total Annual Workload:

Reported	AOPC	
39,519	2011	2012
17	20.57%	20.58%

Magisterial District Average: Judicial District Average:

## Magisterial District Caseload/Workload Analysis

### 46-3-03 Realign

#### CASELOAD

Average Total Annual Caseload:

Reported	AOPC	
5,529	2011	2012

Magisterial District Average: Judicial District Average:

26	35.97%	35.97%
----	--------	--------

Magisterial District Average: Class of County Average:

41	69.42%	72.55%
----	--------	--------

#### WORKLOAD

Average Total Annual Workload:

Reported	AOPC	
33,175	2011	2012

Magisterial District Average: Judicial District Average:

1	1.22%	1.22%
---	-------	-------

### 46-3-04 Realign

#### CASELOAD

Average Total Annual Caseload:

Reported	AOPC	
1,501	2011	2012

Magisterial District Average: Judicial District Average:

63	-63.09%	-63.09%
----	---------	---------

Magisterial District Average: Class of County Average:

53	-54.01%	-53.16%
----	---------	---------

#### WORKLOAD

Average Total Annual Workload:

Reported	AOPC	
15,529	2011	2012

Magisterial District Average: Judicial District Average:

52	-52.62%	-52.62%
----	---------	---------





**FORTY-SIXTH JUDICIAL DISTRICT OF PENNSYLVANIA  
CLEARFIELD COUNTY COURTHOUSE  
230 EAST MARKET STREET, SUITE 228  
CLEARFIELD, PENNSYLVANIA 16830-2448**

**HON. FREDRIC J. AMMERMAN  
PRESIDENT JUDGE**

**PROPOSED  
MAGISTERIAL DISTRICT  
RE-ESTABLISHMENT  
&  
REALIGNMENT**

***MARCH 30, 2012***



JUDICIAL DISTRICT SUMMARY WORKSHEET

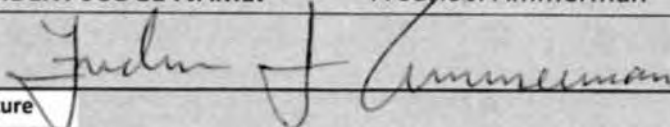
PLEASE SUBMIT ONE COPY OF THE JUDICIAL DISTRICT SUMMARY WORKSHEET.

To enter data, press TAB to move between fields.

<b>I.</b>	<b>JUDICIAL DISTRICT NUMBER:</b>	46
	<b>A.</b> What is the class of county?	6
	<b>B.</b> What is the percentage difference in the average annual caseload between this judicial district and the applicable class of county?	20%
<b>II.</b>	<b>PROPOSED ACTIONS:</b>	
	<b>A.</b> List existing magisterial districts: 46-3-01; 46-3-02; 46-3-03; 46-3-04	
	<b>B.</b> Does this judicial district have an annual average caseload that is ten percent above the average caseload for the applicable class of county?	YES
	1. If the answer to <b>II. B.</b> above is <i>NO</i> , are eliminations proposed?	Choose Yes or No
	a) List magisterial districts proposed for elimination.	
	b) If no eliminations are proposed based on <b>II. B.</b> above, what are the factors for this decision?	
	2. If the answer to <b>II. B.</b> above is <i>YES</i> , are eliminations proposed?	NO
	a) List magisterial districts proposed for elimination.	
	<b>C.</b> Are any magisterial districts proposed for reestablishment?	YES
	1. List magisterial districts proposed for reestablishment. 46-3-01; 46-3-02; 46-3-03; 46-3-04	
	<b>D.</b> Are any magisterial districts proposed for realignment?	YES
	1. List magisterial districts proposed for realignment. 46-3-01; 46-3-03; 46-3-04	

# AOPC

## JUDICIAL DISTRICT SUMMARY WORKSHEET

<b>III. NIGHT AND CENTRAL COURT OPERATIONS</b>	
A. Is there a night court operating within the judicial district?	NO
B. Is there a central court operating within the judicial district?	YES
C. Note comments regarding how night, central or other similar court programs impact operations within the judicial district. Central Court is operating for Criminal Cases within the Magisterial Districts of 46-3-02; 46-3-03 and 46-3-04. In light of the fact that the central court is held at the County Jail facility there are substantial savings as to time and costs in regard to transportation of incarcerated individuals as well as staff of all offices associated with the courts (Court Administration, Probation, District Attorney, Public Defender) may now all travel to one central location rather than individual District Magisterial offices.	
<b>IV. PUBLIC COMMENT</b>	
A. A request for public comment was posted:	YES
B. Comments were received:	YES
C. Comments are attached:	YES
<b>V. ADDITIONAL REMARKS CONCERNING PROPOSAL:</b>	
The response or comment received from the Clearfield County Commissioners clearly does not take into consideration that the remaining three Magisterial District Judge Offices are already working at a caseload level of 4 <sup>th</sup> Class Counties.	
<b>VI. DATE SUBMITTED TO AOPC:</b>	03/30/2012
<b>VII. PRESIDENT JUDGE NAME:</b>	Fredric J. Ammerman
Signature	

# AOPC

## MAGISTERIAL DISTRICT REESTABLISHMENT WORKSHEET

PLEASE SUBMIT ONE COPY OF THIS WORKSHEET FOR EACH MAGISTERIAL DISTRICT.

To enter data, press TAB to move between fields.

<b>I.</b>	<b>MAGISTERIAL DISTRICT COURT NUMBER (#####):</b>	46-3-01
<b>II. BREAKDOWN OF MAGISTERIAL DISTRICT - CASELOAD</b>		
<b>A.</b>	Average Total Caseload:	4,798
<b>B.</b>	Difference (%) between this magisterial district's average total caseload and your judicial district's average total caseload:	15%
<b>C.</b>	Difference (%) between this magisterial district's average total caseload and applicable class of county's average total caseload:	32%
<b>III. BREAKDOWN OF MAGISTERIAL DISTRICT - WORKLOAD</b>		
<b>A.</b>	Average Total Workload:	42,056
<b>B.</b>	Difference (%) between this magisterial district's average total workload and the judicial district's average total workload:	22%
<b>C.</b>	Does this magisterial district have an average total workload that is fifteen percent <i>greater than or less than</i> any other magisterial district within your judicial district:	YES
<b>D.</b>	If YES, how does this difference impact workload equity within your judicial district? This Magisterial District has the highest workload figure within our Judicial District and Realignment of the District must be carried out in order to have a more equitable distribution of the workload among the remaining Magisterial Districts.	
<b>IV. PROPOSED CHANGE:</b>		
<b>A.</b>	Please indicate any proposed change in this magisterial district. Check all that apply.	<input checked="" type="checkbox"/> Reestablish <input checked="" type="checkbox"/> Realign <input type="checkbox"/> Eliminate
<b>B.</b>	What is the proposed effective date (m/d/yyyy):	1/1/2018



MAGISTERIAL DISTRICT REESTABLISHMENT WORKSHEET

<b>V. MAGISTERIAL DISTRICT INFORMATION:</b>	
<b>A.</b> Magisterial District Judge Name:	Patrick N. Ford
<b>B.</b> Term Expiration (m/d/yyyy):	1/1/2018
<b>C.</b> Mandatory Retirement Date (m/d/yyyy):	2/19/2031
<b>D.</b> Office Location (Street, City and Zip code):	309 Maple Avenue DuBois 15801
<b>E.</b> Is the office within the boundaries of the magisterial district:	YES
<b>F.</b> Is the residence of the magisterial district judge within the boundaries of the magisterial district:	YES
<b>G.</b> List any police departments located within this magisterial district:	DuBois City Police; Sandy Township Police
<b>H.</b> List any major highways within this magisterial district:	Interstate 80; US Route 322; US Route 219
<b>VI. LIST EXISTING MAGISTERIAL DISTRICT MUNICIPALITIES:</b>	DuBois City; Falls Creek Borough; Grampian Borough; Troutville Borough; Bloom Township; Brady Township; Huston Township; Penn Township; Pine Township; Sandy Township; Union Township;
<b>VII. LIST PROPOSED MAGISTERIAL DISTRICT MUNICIPALITIES:</b>	DuBois City; Falls Creek Borough; Troutville Borough; Bloom Township; Brady Township; Huston Township; Pine Township; Sandy Township; Union Township
<b>VIII. ADDITIONAL COMMENTS:</b>	Please see attached analysis.
PLEASE SAVE A COPY OF THIS WORKSHEET PRIOR TO ENTERING DATA FOR THE NEXT MAGISTERIAL DISTRICT.	



## MAGISTERIAL DISTRICT REESTABLISHMENT WORKSHEET

**PLEASE SUBMIT ONE COPY OF THIS WORKSHEET FOR EACH MAGISTERIAL DISTRICT.**

To enter data, press TAB to move between fields.

<b>I.</b>	<b>MAGISTERIAL DISTRICT COURT NUMBER (#####):</b>	46-3-02
<b>II. BREAKDOWN OF MAGISTERIAL DISTRICT - CASELOAD</b>		
<b>A.</b>	Average Total Caseload:	4,443
<b>B.</b>	Difference (%) between this magisterial district's average total caseload and your judicial district's average total caseload:	8%
<b>C.</b>	Difference (%) between this magisterial district's average total caseload and applicable class of county's average total caseload:	27%
<b>III. BREAKDOWN OF MAGISTERIAL DISTRICT - WORKLOAD</b>		
<b>A.</b>	Average Total Workload:	39,519
<b>B.</b>	Difference (%) between this magisterial district's average total workload and the judicial district's average total workload:	17%
<b>C.</b>	Does this magisterial district have an average total workload that is fifteen percent <i>greater than or less than</i> any other magisterial district within your judicial district:	YES
<b>D.</b>	If YES, how does this difference impact workload equity within your judicial district? This Magisterial District stands second highest in regard to workload statistics but due to geographical boundaries; population distribution and voting district distribution, it would be difficult to realign. The Magisterial District does participate within the Central Criminal Court system and thus workload can be redistributed in that fashion.	
<b>IV. PROPOSED CHANGE:</b>		
<b>A.</b>	Please indicate any proposed change in this magisterial district. Check all that apply.	<input checked="" type="checkbox"/> Reestablish <input type="checkbox"/> Realign <input type="checkbox"/> Eliminate
<b>B.</b>	What is the proposed effective date (m/d/yyyy):	1/1/2018



MAGISTERIAL DISTRICT REESTABLISHMENT WORKSHEET

<b>V. MAGISTERIAL DISTRICT INFORMATION:</b>
<b>A.</b> Magisterial District Judge Name: Richard A. Ireland
<b>B.</b> Term Expiration (m/d/yyyy): 1/1/2018
<b>C.</b> Mandatory Retirement Date (m/d/yyyy): 6/24/2024
<b>D.</b> Office Location (Street, City and Zip code): 900 Leonard Street Clearfield 16830
<b>E.</b> Is the office within the boundaries of the magisterial district: YES
<b>F.</b> Is the residence of the magisterial district judge within the boundaries of the magisterial district: YES
<b>G.</b> List any police departments located within this magisterial district: Clearfield Borough Police; Curwensville Borough Police; Lawrence Township Police
<b>H.</b> List any major highways within this magisterial district: Interstate 80; US Route 322; State Route 879
<b>VI. LIST EXISTING MAGISTERIAL DISTRICT MUNICIPALITIES:</b> Clearfield Borough; Curwensville Borough; Lawrence Township; Pike Township
<b>VII. LIST PROPOSED MAGISTERIAL DISTRICT MUNICIPALITIES:</b> Clearfield Borough; Curwensville Borough; Lawrence Township; Pike Township
<b>VIII. ADDITIONAL COMMENTS:</b> Please see attached analysis.
<b>PLEASE SAVE A COPY OF THIS WORKSHEET PRIOR TO ENTERING DATA FOR THE NEXT MAGISTERIAL DISTRICT.</b>



MAGISTERIAL DISTRICT REESTABLISHMENT WORKSHEET

PLEASE SUBMIT ONE COPY OF THIS WORKSHEET FOR EACH MAGISTERIAL DISTRICT.

To enter data, press TAB to move between fields.

<b>I.</b>	<b>MAGISTERIAL DISTRICT COURT NUMBER (#####):</b>	46-3-03
<b>II. BREAKDOWN OF MAGISTERIAL DISTRICT - CASELOAD</b>		
<b>A.</b>	Average Total Caseload:	5,529
<b>B.</b>	Difference (%) between this magisterial district's average total caseload and your judicial district's average total caseload:	26%
<b>C.</b>	Difference (%) between this magisterial district's average total caseload and applicable class of county's average total caseload:	41%
<b>III. BREAKDOWN OF MAGISTERIAL DISTRICT - WORKLOAD</b>		
<b>A.</b>	Average Total Workload:	33,175
<b>B.</b>	Difference (%) between this magisterial district's average total workload and the judicial district's average total workload:	1%
<b>C.</b>	Does this magisterial district have an average total workload that is fifteen percent <i>greater than or less than</i> any other magisterial district within your judicial district:	YES
<b>D.</b>	If YES, how does this difference impact workload equity within your judicial district? This Magisterial District is the closest district to the average total workload calculation. It does however have our highest caseload average and thus some realignment needs to be undertaken in order to provide equity between and with the remaining Magisterial Districts.	
<b>IV. PROPOSED CHANGE:</b>		
<b>A.</b>	Please indicate any proposed change in this magisterial district. Check all that apply.	<input checked="" type="checkbox"/> Reestablish <input checked="" type="checkbox"/> Realign <input type="checkbox"/> Eliminate
<b>B.</b>	What is the proposed effective date (m/d/yyyy):	1/1/2018
<b>V. MAGISTERIAL DISTRICT INFORMATION:</b>		





## MAGISTERIAL DISTRICT REESTABLISHMENT WORKSHEET

<b>A.</b>	Magisterial District Judge Name: Jerome M. Nevling
<b>B.</b>	Term Expiration (m/d/yyyy): 1/1/2018
<b>C.</b>	Mandatory Retirement Date (m/d/yyyy): 8/1/2033
<b>D.</b>	Office Location (Street, City and Zip code): 131 Rolling Stone Road Kylertown 16847
<b>E.</b>	Is the office within the boundaries of the magisterial district: YES
<b>F.</b>	Is the residence of the magisterial district judge within the boundaries of the magisterial district: YES
<b>G.</b>	List any police departments located within this magisterial district: Pennsylvania State Police (Clearfield); Decatur Township Police; Morris-Cooper Regional Police;
<b>H.</b>	List any major highways within this magisterial district: Interstate 80; US Route 322; State Route 53
<b>VI.</b>	<b>LIST EXISTING MAGISTERIAL DISTRICT MUNICIPALITIES:</b> Chester Hill Borough; Osceola Mills Borough; Wallacetown Borough; Bradford Township; Boggs Township; Cooper Township; Covington Township; Decatur Township; Girard Township; Graham Township; Goshen Township; Karthaus Township; Morris Township;
<b>VII.</b>	<b>LIST PROPOSED MAGISTERIAL DISTRICT MUNICIPALITIES:</b> Chester Hill Borough; Osceola Mills Borough; Bradford Township; Cooper Township; Covington Township; Decatur Township; Girard Township; Graham Township; Goshen Township; Karthaus Township; Morris Township
<b>VIII.</b>	<b>ADDITIONAL COMMENTS:</b> Please see attached analysis.
<b>PLEASE SAVE A COPY OF THIS WORKSHEET PRIOR TO ENTERING DATA FOR THE NEXT MAGISTERIAL DISTRICT.</b>	



MAGISTERIAL DISTRICT REESTABLISHMENT WORKSHEET

PLEASE SUBMIT ONE COPY OF THIS WORKSHEET FOR EACH MAGISTERIAL DISTRICT.

To enter data, press TAB to move between fields.

<b>I.</b>	<b>MAGISTERIAL DISTRICT COURT NUMBER (#####):</b>	46-3-04
<b>II. BREAKDOWN OF MAGISTERIAL DISTRICT - CASELOAD</b>		
<b>A.</b>	Average Total Caseload:	1,501
<b>B.</b>	Difference (%) between this magisterial district's average total caseload and your judicial district's average total caseload:	63%
<b>C.</b>	Difference (%) between this magisterial district's average total caseload and applicable class of county's average total caseload:	53%
<b>III. BREAKDOWN OF MAGISTERIAL DISTRICT - WORKLOAD</b>		
<b>A.</b>	Average Total Workload:	15,529
<b>B.</b>	Difference (%) between this magisterial district's average total workload and the judicial district's average total workload:	52%
<b>C.</b>	Does this magisterial district have an average total workload that is fifteen percent <i>greater than or less than</i> any other magisterial district within your judicial district:	YES
<b>D.</b>	If YES, how does this difference impact workload equity within your judicial district? This Magisterial District has the lowest figure for caseload and workload averages. It does encompass and serves the most municipalities of any of the Magisterial Districts. As the other three Magisterial Districts are well over the average District caseload and workload averages elimination is not an option and realignment must occur in order to create closer equity within the judicial district.	
<b>IV. PROPOSED CHANGE:</b>		
<b>A.</b>	Please indicate any proposed change in this magisterial district. Check all that apply.	<input checked="" type="checkbox"/> Reestablish <input checked="" type="checkbox"/> Realign <input type="checkbox"/> Eliminate
<b>B.</b>	What is the proposed effective date (m/d/yyyy):	1/1/2018



MAGISTERIAL DISTRICT REESTABLISHMENT WORKSHEET

<b>V. MAGISTERIAL DISTRICT INFORMATION:</b>	
<b>A.</b> Magisterial District Judge Name:	James L. Hawkins
<b>B.</b> Term Expiration (m/d/yyyy):	1/1/2018
<b>C.</b> Mandatory Retirement Date (m/d/yyyy):	6/19/2027
<b>D.</b> Office Location (Street, City and Zip code):	251 Spring Street Houtzdale 16651
<b>E.</b> Is the office within the boundaries of the magisterial district:	YES
<b>F.</b> Is the residence of the magisterial district judge within the boundaries of the magisterial district:	YES
<b>G.</b> List any police departments located within this magisterial district:	None
<b>H.</b> List any major highways within this magisterial district:	US 219; State Route 36; State Route 53
<b>VI. LIST EXISTING MAGISTERIAL DISTRICT MUNICIPALITIES:</b>	
Brisbin Borough; Burnside Borough; Coalport Borough; Glen Hope Borough; Houtzdale Borough; Irvona Borough; Lumber City Borough; Mahaffey Borough; Newburg Borough; New Washington Borough; Ramey Borough; Westover Borough; Beccaria Township; Bell Township; Bigler Township; Burnside Township; Chest Township; Ferguson Township; Greenwood Township; Gulich Township; Jordan Township; Knox Township; Woodward Township	
<b>VII. LIST PROPOSED MAGISTERIAL DISTRICT MUNICIPALITIES:</b>	
Brisbin Borough; Burnside Borough; Coalport Borough; Glen Hope Grampian Borough; Borough; Houtzdale Borough; Irvona Borough, Lumber City Borough; Mahaffey Borough; Newburg Borough; New Washington Borough; Ramey Borough; Wallaceton Borough; Westover Borough; Beccaria Township; Bell Township; Bigler Township; Boggs Township; Burnside Township; Chest Township; Ferguson Township; Greenwood Township; Gulich Township; Jordan Township; Knox Township; Penn Township; Woodward Township	
<b>VIII. ADDITIONAL COMMENTS:</b>	
Please see attached analysis.	
<b>PLEASE SAVE A COPY OF THIS WORKSHEET PRIOR TO ENTERING DATA FOR THE NEXT MAGISTERIAL DISTRICT.</b>	

## **MAGISTERIAL DISTRICT REESTABLISHMENT / REALIGNMENT / ELIMINATION ANALYSIS**

The 46<sup>th</sup> Judicial District which encompasses Clearfield County, a 6<sup>th</sup> Class County, contains four (4) Magisterial Judicial Districts. Those Districts are numbered and designated as follows: (46-3-01) DuBois; (46-3-02) Clearfield; (46-3-03) Kylertown and (46-3-04) Houtzdale. Election for the positions of Magisterial District Judge, in each of the districts, has just occurred and the current office holders terms will expire the first business day of January 2018.

Clearfield County and the 46<sup>th</sup> Judicial District is basically a very rural area located just west of the centerpoint of the Commonwealth. The major development in the County and, hence the Judicial District, has occurred along the Interstate 80 corridor which stretches across the northern portion of the County in a generally East/West direction. That corridor goes directly through three of the Magisterial Districts (46-3-01) (46-3-02) and (46-3-03). The major population areas of the County can also be found within or along that same corridor. Magisterial District 46-3-04 sits along the complete Southern border of the County and currently serves and acts as the Magisterial District Court of jurisdiction for the majority of the municipalities within the County and the 46<sup>th</sup> Judicial District. Population in that area is spread out geographically throughout the area and only one US Route travels through the western portion of the District (US Route 219).

Each of the four Districts have their own individual characteristics which must be considered in any determination as whether any district should be reestablished, realigned or eliminated. The analysis as to each of the individual Districts is as follows:

### **MAGISTERIAL DISTRICT 46-3-01**

This District carries an average caseload 4,798 and an average workload of 42,056. Both of those figures are well above both the average caseload and average workload for the 46<sup>th</sup> Judicial District (4,066 and 32,777 respectively) and for other 6<sup>th</sup> Class Counties (3,239 and 24,894 respectively). In fact, the average caseload and average workload figures of this District are above the average caseload and average workload figures applicable to 4<sup>th</sup> Class Counties (4,407 and 36,884 respectively).

This District has within its boundary the only Third Class City within the County and the 46<sup>th</sup> Judicial District. Interstate 80 travels completely across the Magisterial District and there are three exits on Interstate 80 which fall within the Magisterial District. US Route 322 travels completely across the Magisterial District as does US Route 219.

Clearly, this Magisterial District cannot be eliminated however it should be subject to realignment in order to better spread the caseload filings and workload throughout the Judicial District. It is proposed that the municipal jurisdictions of Penn Township and Grampian Borough be removed from this District and transferred to Magisterial District 46-3-04 in order to aid in addressing the disparity. The reason for the selection of those particular municipalities for transfer is due to their closeness to Magisterial District 46-3-04 as well as due to the geography of the area. Historically, what has commonly become

known as the DuBois Area , does not include Penn Township and Grampian Borough and includes generally those areas surrounding the City of DuBois and those areas to the north and east of the City. All of those areas fall within the DuBois Area School District while Penn Township and Grampian Borough are not within that school district. The transfer of those two municipalities would appear to be the natural point to realign the District based upon the geography of the area, the perception of the citizens within the communities in the area and the voting districts involved. Transfer of those areas would obviously add more geographic area to Magisterial District 46-3-04 but more importantly adds an additional population base of 3,684 persons to the already rural District. This District should be realigned and reestablished with new boundaries.

### **MAGISTERIAL DISTRICT 46-3-02**

This District carries an average caseload of 4,443 and an average workload of 39,519. Both of those figures are well above both the average caseload and average workload for the 46<sup>th</sup> Judicial District (4,066 and 32,777 respectively) and for other 6<sup>th</sup> Class Counties (3,239 and 24,894 respectively). In fact, the average caseload and average workload figures of this District are above the average caseload and average workload figures applicable to 4<sup>th</sup> Class Counties (4,407 and 36,884 respectively).

This District has within its boundary the majority of the larger Boroughs within the County and the 46<sup>th</sup> Judicial District. Interstate 80 travels completely across the Magisterial District and there is one exit on Interstate 80 which falls within the Magisterial District. US Route 322 travels completely across the Magisterial District.

Clearly, due to the average caseload and average workload figures, this Magisterial District cannot be eliminated however consistent with the analysis as to the other Magisterial Districts and their potential realignment, this District should be reestablished in its current form. This Magisterial District currently serves four municipalities. Each of those municipalities lie within the river basin of the Susquehanna River which flows through each of those communities. Geographically, the municipalities are tied together by that closeness to the river and the valley that it creates and the area is commonly referred to as the Clearfield Area / Curwensville Area. To remove any areas from this Magisterial District would not serve to address the disparities in other Districts and would disrupt the current flow of cases within the District which currently serves only four populous municipalities. In order to address the current number of filings and cases within this District it does participate in the Criminal Centralized Court system which should allow for the further spread of some of the caseload and workload in order to help address any Magisterial District disparity. It is proposed that this District be reestablished as it currently exists.

### **MAGISTERIAL DISTRICT 46-3-03**

This District carries an average caseload 5,529 and an average workload of 33,175. Both of those figures are above both the average caseload and average workload for the 46<sup>th</sup> Judicial District (4,066 and 32,777 respectively) and for other 6<sup>th</sup> Class Counties (3,239 and 24,894 respectively). In fact, the

average caseload figure of this District are above the average caseload figure applicable to 4<sup>th</sup> Class Counties (4,407).

Interstate 80 travels completely across the Magisterial District and there are two exits on Interstate 80 which fall within the Magisterial District. US Route 322 travels completely across the Magisterial District.

Clearly, this Magisterial District cannot be eliminated however it should be subject to realignment and reestablishment in order to better spread the caseload filings and workload throughout the Judicial District. This Magisterial District does participate in the Criminal Centralized Court system which should allow for the further spread some of the workload in order to help address any Magisterial District disparity. It is proposed that the municipal jurisdictions of Boggs Township and Wallaceeton Borough be removed from this District and transferred to Magisterial District 46-3-04 in order to aid in addressing the disparity.

#### **MAGISTERIAL DISTRICT 46-3-04**

This District carries an average caseload 1,501 and an average workload of 15,529. Both of those figures are below both the average caseload and average workload for the 46<sup>th</sup> Judicial District (4,066 and 32,777 respectively) and for other 6<sup>th</sup> Class Counties (3,239 and 24,894 respectively). Normally, such figures would suggest that this Magisterial District should be considered for elimination. Assuming that elimination would occur, that would mean that the geographic area and the municipalities that are served by Magisterial District 46-3-04 would have to be absorbed into the remaining three Magisterial Districts. To do such would place more burden on those three Magisterial Districts that are already working with average caseloads and average workloads that are far above those that would be applicable to a 6<sup>th</sup> Class County. Their figures, in most instances, are above the average caseload and average workload rates for a 4<sup>th</sup> Class County. Those remaining Districts are not in a position to accept any further caseload or workload.

Should this District be eliminated and the other Districts absorb the loss, the travel time for citizens to appear at the remaining three District Justice Office would be too burdensome. For example, for a citizen who resides in Westover Borough or Coalport Borough, within this District, to travel to District 46-3-01 in DuBois, they would have to travel an hour and 5 minutes. For that same citizen to travel to District 46-3-02 in Clearfield, they would have to travel an hour. For that same citizen to travel to District 46-3-03 in Kylertown, they would have to travel, once again, just over an hour. There is simply no good travel route within the District in order to reach the other three Districts in even the best of conditions, let alone in wintertime conditions.

The disparity in average caseload and average workload rates for Magisterial District 46-3-04 can readily be explained. The District encompasses 323.68 square miles of area and has relatively few major highways which traverse the District. Only a portion of US Route 219 travels along the western boundary of the District. Although State Routes 36 and 53 travel through the District they do not generally carry more than local traffic. The largest concentrated population area based upon 2010 voting district is Houtzdale Borough with a figure 797 persons. The district is very large geographically

and, at present, has jurisdiction over 23 different municipalities which is the largest number of any of the Magisterial Districts within the Judicial District.

Due to the very rural nature of this District and the low population density it is prime for the development of Marcellus shale exploration as the District sits in the middle of the Marcellus shale deposits with the area. Marcellus shale activity has been extensive within the County and Judicial District. In the future, it would be expected that there would be a major increase in the exploration drilling and production of gas deposits within the District.

Clearly, realignment must occur to better distribute the caseload and workload between the existing Magisterial Districts. This Magisterial District does participate in the Criminal Centralized Court system which should allow for the further spread some of the workload in order to help address any Magisterial District disparity. It would be proposed that there be a transfer of Penn Township and Grampian Borough from Magisterial District 46-3-01 and Boggs Township and Wallaceton Borough from Magisterial District 46-3-03 in order to aid in equalizing the disparity among Districts. That move would transfer 61.35 additional square miles to the District with an additional population base of 3,684 persons. Such realignment would also transfer more of State Route 219 into the District's jurisdiction as well as, for the first time, would transfer a portion of US Route 322 into the District. The transfer of the area along with the participation of the District in the Centralized Court System should act to address the disparity which to this date has occurred.

#### **CONCLUSION OF ANALYSIS**

**MAGISTERIAL DISTRICT 46-3-01:** IS PROPOSED TO BE REALIGNED AND RESTABLISHED WITH THE TRANSFER OF PENN TOWNSHIP AND GRAMPIAN BOROUGH TO MAGERISTIAL DISTRICT 46-3-04.

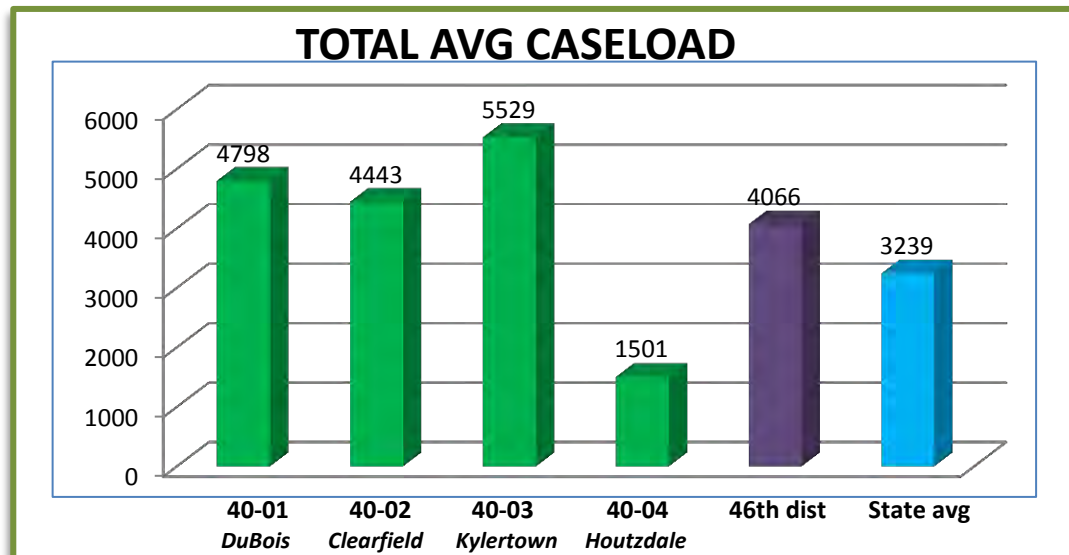
**MAGISTERIAL DISTRICT 46-3-02:** IS PROPOSED TO REMAIN UNCHANGED AND WOULD BE REESTABLISHED.

**MAGISTERIAL DISTRICT 46-3-03:** IS PROPOSED TO BE REALIGNED AND RESTABLISHED WITH THE TRANSFER OF BOGGS TOWNSHIP AND WALLACETON BOROUGH TO MAGERISTIAL DISTRICT 46-3-04.

**MAGISTERIAL DISTRICT 46-3-04:** IS PROPOSED TO BE REALIGNED AND RESTABLISHED WITH THE TRANSFER OF BOGGS TOWNSHIP; PENN TOWNSHIP; GRAMPIAN BOROUGH AND WALLACETON BOROUGH FROM OTHER MAGISTERIAL DISTRICTS TO MAGERISTIAL DISTRICT 46-3-04

**CLEARFIELD COUNTY - FORTY-SIXTH JUDICIAL DISTRICT OF PENNSYLVANIA**  
**MDJ REDISTRICTING: AVERAGE TOTAL CASELOAD (MAGISTERIAL DIST / JUDICIAL DIST)**

	CR	NT	PC	TR	CIVIL	LT	MD	TOTAL AVG CASELOAD	% <u>ABOVE</u> or <u>BELOW</u> DIST. AVERAGE	% <u>ABOVE</u> or <u>BELOW</u> CO. AVERAGE
<i>DuBois</i> MDJ 40-03-01	<b>470</b> [469.66]	<b>769</b> [769.33]	<b>142</b> [141.5]	<b>2766</b> [2765.83]	<b>545</b> [545.16]	<b>48</b> [47.66]	<b>58</b> [57.66]	<b>4798</b>	<b>18%</b>	<b>48%</b>
<i>Clearfield</i> MDJ 40-03-02	<b>449</b> [449.33]	<b>803</b>	<b>140</b> [139.5]	<b>2531</b> [2530.66]	<b>394</b> [393.88]	<b>75</b> [74.83]	<b>51</b> [50.66]	<b>4443</b>	<b>9%</b>	<b>37%</b>
<i>Kylertown</i> MDJ 40-03-03	<b>281</b> [280.5]	<b>562</b> [561.83]	<b>132</b>	<b>4102</b> [4101.66]	<b>371</b> [370.50]	<b>41</b> [40.66]	<b>40</b>	<b>5529</b>	<b>36%</b>	<b>71%</b>
<i>Houtzdale</i> MDJ 40-03-04	<b>193</b> [192.66]	<b>359</b> [358.66]	<b>81</b> [80.66]	<b>649</b>	<b>179</b>	<b>16</b> [16.33]	<b>24</b>	<b>1501</b>	<b>-63%</b>	<b>-54%</b>
<b>46th JUDICIAL DISTRICT AVERAGE</b>	<b>348</b>	<b>623</b>	<b>123</b>	<b>2512</b>	<b>372</b>	<b>45</b>	<b>43</b>	<b>4066</b>		
<b>6TH CLASS COUNTY AVERAGE</b>	<b>249</b>	<b>481</b>	<b>124</b>	<b>2074</b>	<b>228</b>	<b>43</b>	<b>40</b>	<b>3239</b>		

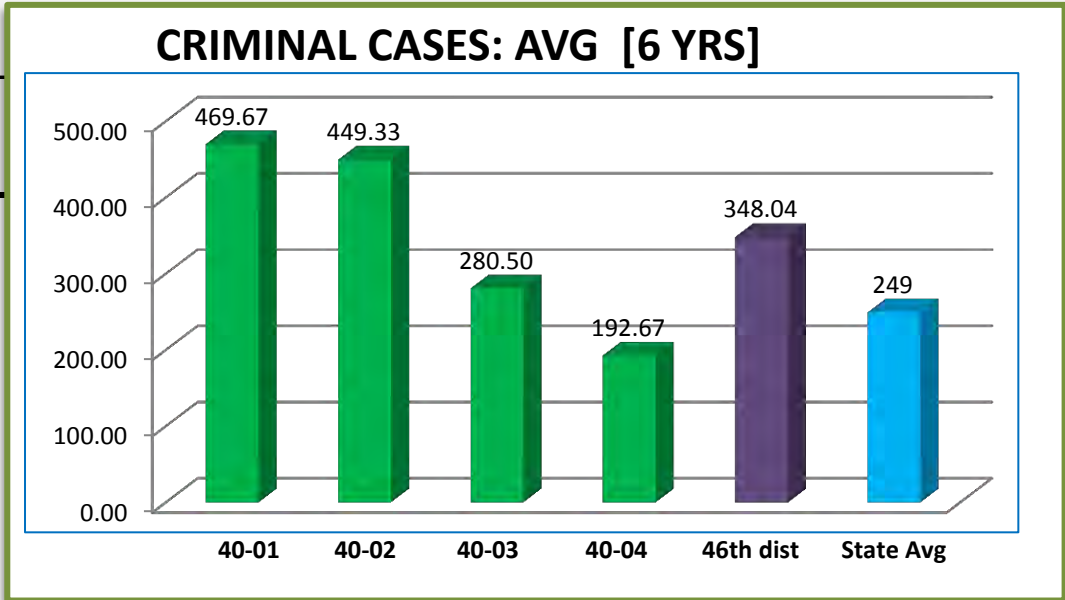




**CLEARFIELD COUNTY - FORTY-SIXTH JUDICIAL DISTRICT OF PENNSYLVANIA**

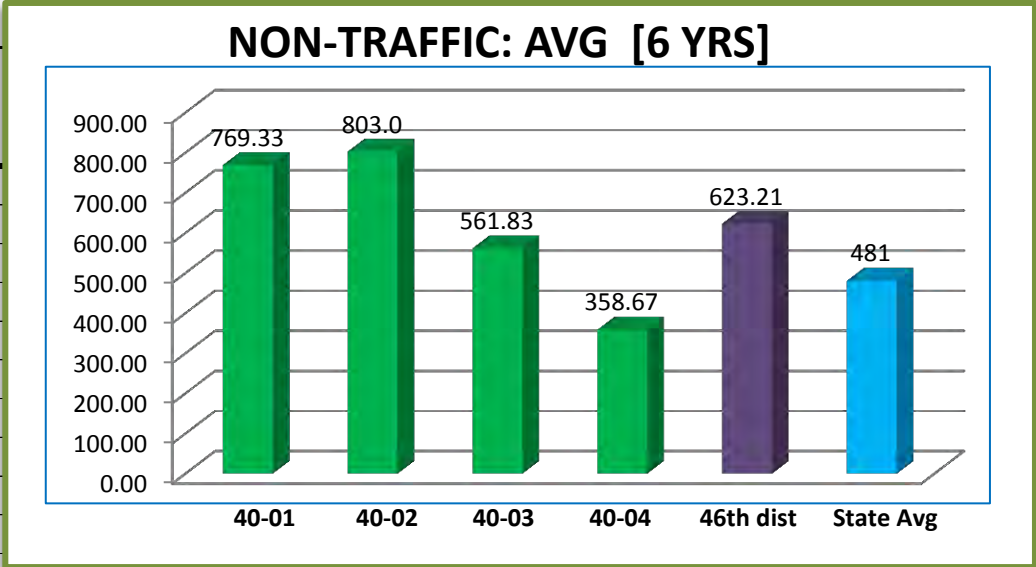
**MDJ REDISTRICTING: AVERAGE TOTAL CASELOAD (CRIMINAL)**

	2005	2006	2007	2008	2009	2010	TOTAL [6 YRS]	AVERAGE [6 YRS]	% ABOVE or BELOW DIST. AVERAGE	% ABOVE or BELOW CO. AVERAGE	
MDJ 40-03-01	550	609	526	409	396	328	2818	469.67	35%	89%	
MDJ 40-03-02	451	481	489	464	436	375	2696	449.33	29%	80%	
MDJ 40-03-03	269	344	294	237	289	250	1683	280.50	-19%	13%	
MDJ 40-03-04	202	196	235	187	157	179	1156	192.67	-45%	-23%	
<b>GRAND TOTAL</b>	<b>1472</b>	<b>1630</b>	<b>1544</b>	<b>1297</b>	<b>1278</b>	<b>1132</b>	<b>8353</b>	<b>1392.2</b>			
<b>46th JUDICIAL DISTRICT AVERAGE</b>									<b>348.04</b>		
<b>6TH CLASS COUNTY AVERAGE</b>									<b>249</b>		



**CLEARFIELD COUNTY - FORTY-SIXTH JUDICIAL DISTRICT OF PENNSYLVANIA**  
**MDJ REDISTRICTING: AVERAGE TOTAL CASELOAD (NON-TRAFFIC)**

	2005	2006	2007	2008	2009	2010	TOTAL [6 YRS]	AVERAGE [6 YRS]	% ABOVE or BELOW DIST. AVERAGE	% ABOVE or BELOW CO. AVERAGE
MDJ 40-03-01	653	834	852	761	841	675	4616	769.33	23%	60%
MDJ 40-03-02	636	834	842	907	834	765	4818	803.0	29%	67%
MDJ 40-03-03	705	580	537	511	481	557	3371	561.83	-10%	17%
MDJ 40-03-04	422	389	364	353	310	314	2152	358.67	-42%	-25%
<b>GRAND TOTAL</b>	<b>2416</b>	<b>2637</b>	<b>2595</b>	<b>2532</b>	<b>2466</b>	<b>2311</b>	<b>14957</b>	<b>2492.8</b>		
<b>46th JUDICIAL DISTRICT AVERAGE</b>								<b>623.21</b>		
<b>6TH CLASS COUNTY AVERAGE</b>								<b>481</b>		



**CLEARFIELD COUNTY - FORTY-SIXTH JUDICIAL DISTRICT OF PENNSYLVANIA**  
**MDJ REDISTRICTING: AVERAGE TOTAL CASELOAD (PRIVATE COMPLAINTS)**

	2005	2006	2007	2008	2009	2010	TOTAL [6 YRS]	AVERAGE [6 YRS]	% ABOVE or BELOW DIST. AVERAGE	% ABOVE or BELOW CO. AVERAGE
MDJ 40-03-01	257	207	140	98	82	65	849	141.50	15%	14%
MDJ 40-03-02	209	190	117	125	92	104	837	139.50	13%	13%
MDJ 40-03-03	77	119	101	96	194	205	792	132.00	7%	6%
MDJ 40-03-04	68	106	86	87	79	58	484	80.67	-35%	-35%
<b>GRAND TOTAL</b>	<b>611</b>	<b>622</b>	<b>444</b>	<b>406</b>	<b>447</b>	<b>432</b>	<b>2962</b>	<b>493.67</b>		

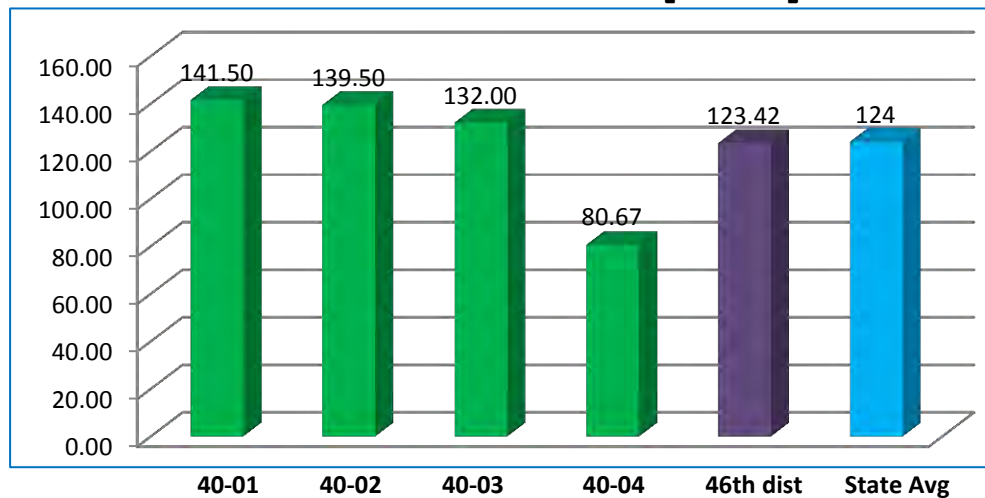
46th JUDICIAL  
DISTRICT  
AVERAGE

6TH CLASS  
COUNTY  
AVERAGE

123.42

124

**PRIVATE COMPLAINTS: AVG [6 YRS]**

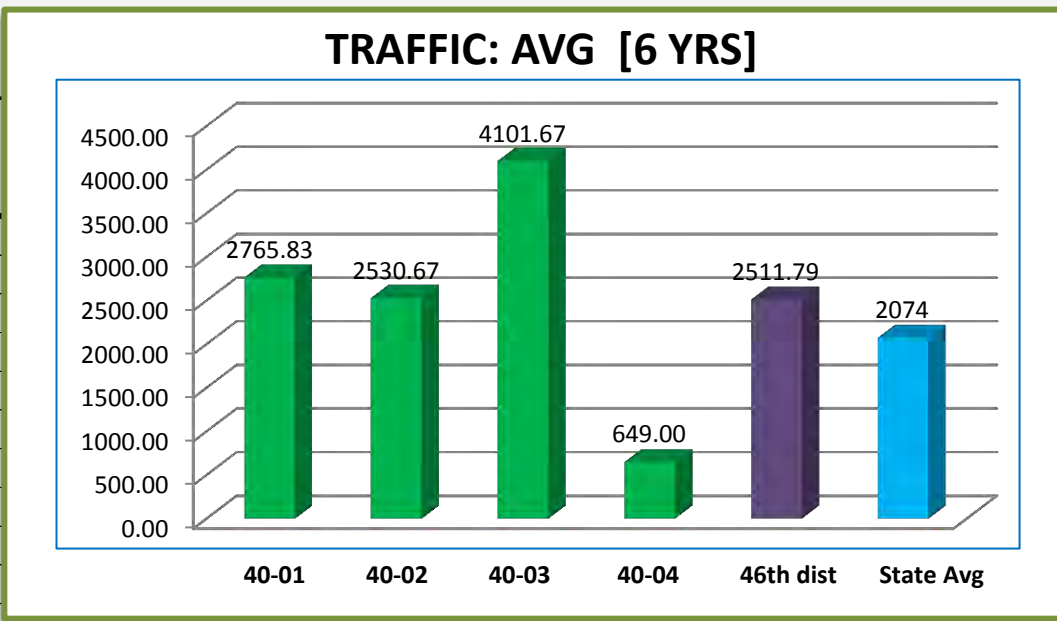


**CLEARFIELD COUNTY - FORTY-SIXTH JUDICIAL DISTRICT OF PENNSYLVANIA**  
**MDJ REDISTRICTING: AVERAGE TOTAL CASELOAD (TRAFFIC)**

	2005	2006	2007	2008	2009	2010	TOTAL [6 YRS]	AVERAGE [6 YRS]	% ABOVE or BELOW DIST. AVERAGE	% ABOVE or BELOW CO. AVERAGE
MDJ 40-03-01	2412	2214	2408	3342	3340	2879	16595	2765.83	10%	33%
MDJ 40-03-02	1705	2367	2802	2677	3082	2551	15184	2530.67	1%	22%
MDJ 40-03-03	4180	4411	3430	4344	4235	4010	24610	4101.67	63%	98%
MDJ 40-03-04	783	628	636	673	564	610	3894	649.00	-74%	-69%
<b>GRAND TOTAL</b>	<b>9080</b>	<b>9620</b>	<b>9276</b>	<b>11036</b>	<b>11221</b>	<b>10050</b>	<b>60283</b>	<b>10047.17</b>		

46th JUDICIAL  
DISTRICT  
AVERAGE

6TH CLASS  
COUNTY  
AVERAGE



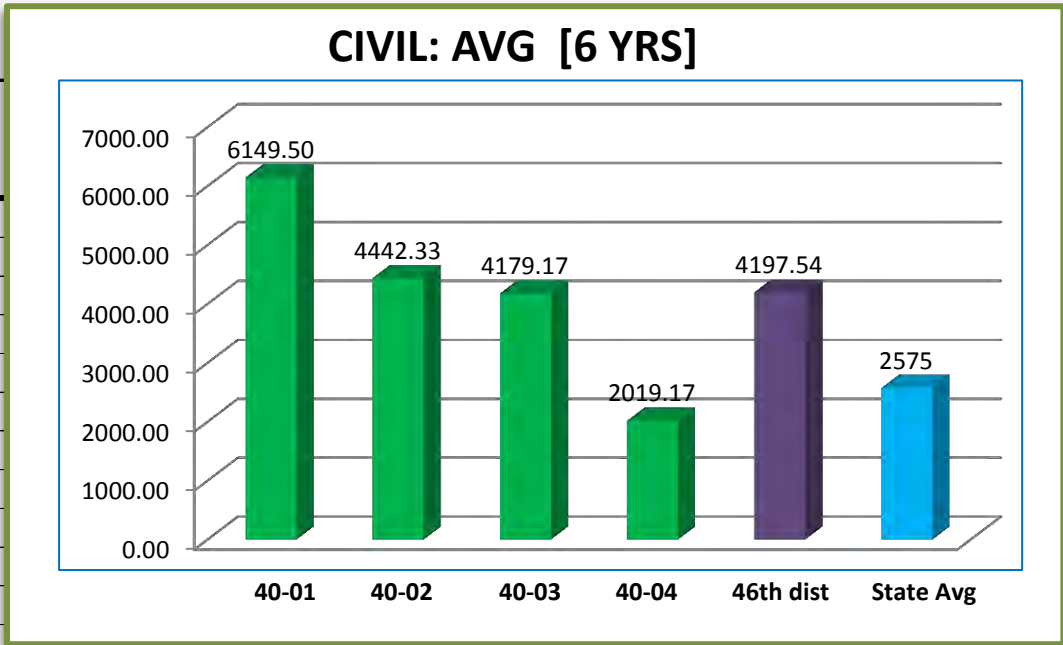
2511.79

2074

**CLEARFIELD COUNTY - FORTY-SIXTH JUDICIAL DISTRICT OF PENNSYLVANIA**

**MDJ REDISTRICTING: AVERAGE TOTAL CASELOAD (CIVIL)**

	2005	2006	2007	2008	2009	2010	TOTAL [6 YRS]	AVERAGE [6 YRS]	% <u>ABOVE</u> or <u>BELOW</u> DIST. AVERAGE	% <u>ABOVE</u> or <u>BELOW</u> CO. AVERAGE
MDJ 40-03-01	6497	6824	7039	6768	4738	5031	36897	6149.50	47%	139%
MDJ 40-03-02	4568	4061	5166	5223	3880	3756	26654	4442.33	6%	73%
MDJ 40-03-03	3677	6249	3813	4038	3373	3925	25075	4179.17	0%	62%
MDJ 40-03-04	1624	1534	1816	2764	2177	2200	12115	2019.17	-52%	-22%
<b>GRAND TOTAL</b>	<b>16366</b>	<b>18668</b>	<b>17834</b>	<b>18793</b>	<b>14168</b>	<b>14912</b>	<b>100741</b>	<b>16790.17</b>		
46th JUDICIAL DISTRICT AVERAGE								4197.54		
6TH CLASS COUNTY AVERAGE								2575		

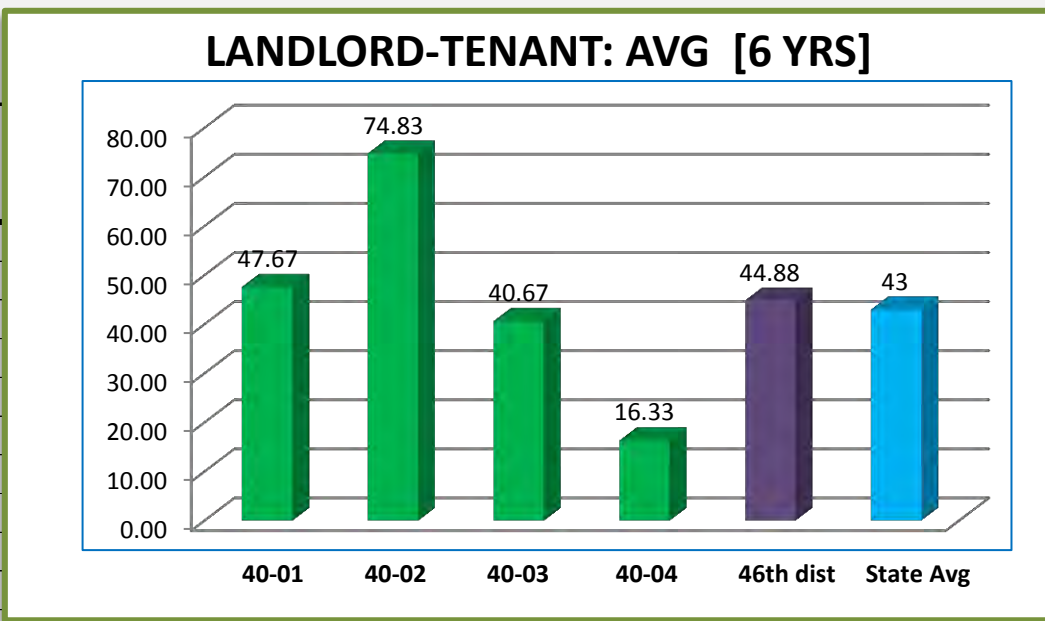


**CLEARFIELD COUNTY - FORTY-SIXTH JUDICIAL DISTRICT OF PENNSYLVANIA**  
**MDJ REDISTRICTING: AVERAGE TOTAL CASELOAD (LANDLORD / TENANT)**

	2005	2006	2007	2008	2009	2010	TOTAL [6 YRS]	AVERAGE [6 YRS]	% ABOVE or BELOW DIST. AVERAGE	% ABOVE or BELOW CO. AVERAGE
MDJ 40-03-01	40	45	73	27	48	53	286	47.67	6%	11%
MDJ 40-03-02	84	64	80	77	70	74	449	74.83	67%	74%
MDJ 40-03-03	50	39	33	38	34	50	244	40.67	-9%	-5%
MDJ 40-03-04	24	13	23	9	18	11	98	16.33	-64%	-62%
<b>GRAND TOTAL</b>	<b>198</b>	<b>161</b>	<b>209</b>	<b>151</b>	<b>170</b>	<b>188</b>	<b>1077</b>	<b>179.50</b>		

46th JUDICIAL  
DISTRICT  
AVERAGE

6TH CLASS  
COUNTY  
AVERAGE

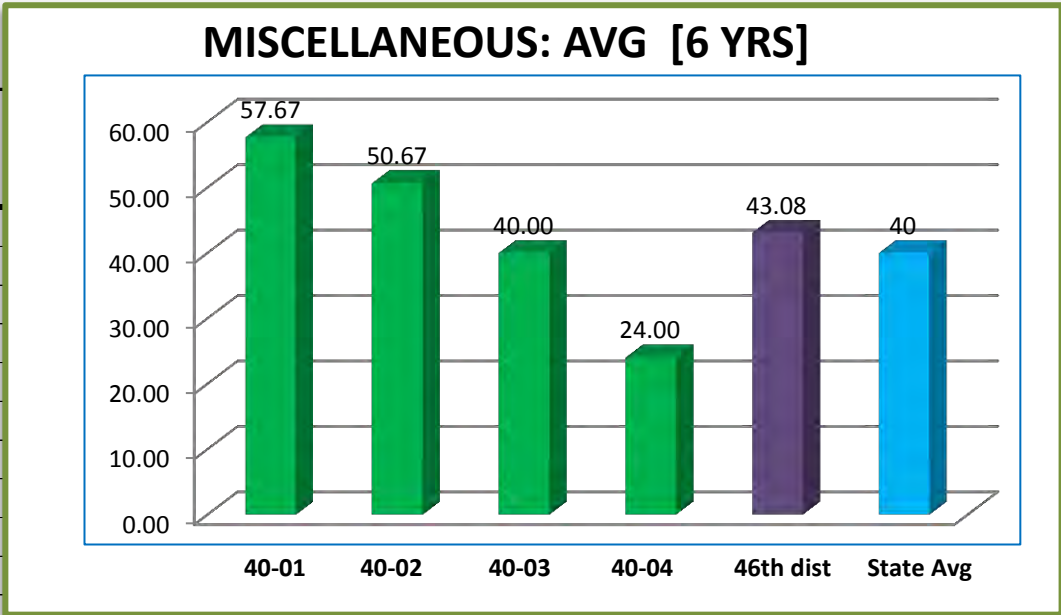


44.88

43

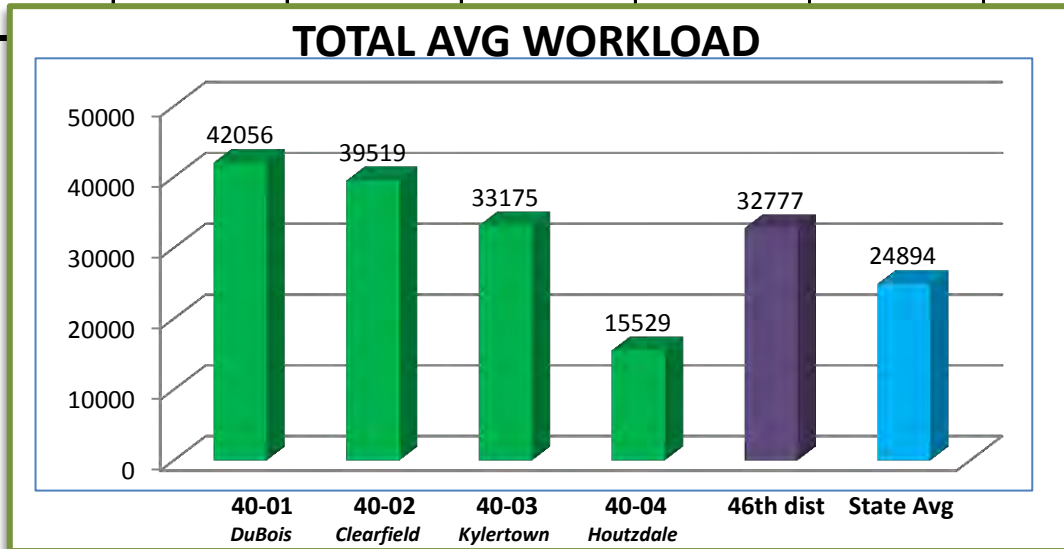
**CLEARFIELD COUNTY - FORTY-SIXTH JUDICIAL DISTRICT OF PENNSYLVANIA**  
**MDJ REDISTRICTING: AVERAGE TOTAL CASELOAD (MISCELLANEOUS)**

	2005	2006	2007	2008	2009	2010	TOTAL [3 YRS]	AVERAGE [3 YRS]	% ABOVE or BELOW DIST. AVERAGE	% ABOVE or BELOW CO. AVERAGE
MDJ 40-03-01				59	56	58	173	57.67	34%	44%
MDJ 40-03-02				56	45	51	152	50.67	18%	27%
MDJ 40-03-03				50	34	36	120	40.00	-7%	0%
MDJ 40-03-04				29	14	29	72	24.00	-44%	-40%
<b>GRAND TOTAL</b>	<b>0</b>	<b>0</b>	<b>0</b>	<b>194</b>	<b>149</b>	<b>174</b>	<b>517</b>	<b>172.33</b>		
<b>46th JUDICIAL DISTRICT AVERAGE</b>								<b>43.08</b>		
<b>6TH CLASS COUNTY AVERAGE</b>								<b>40</b>		



**CLEARFIELD COUNTY - FORTY-SIXTH JUDICIAL DISTRICT OF PENNSYLVANIA**  
**MDJ REDISTRICTING: AVERAGE TOTAL WORKLOAD (MAGISTERIAL DIST / JUDICIAL DIST)**

	CR	NT	PC	TR	CIVIL	LT	MD	TOTAL AVG WORKLOAD	% ABOVE or BELOW DIST. AVERAGE	% ABOVE or BELOW CO. AVERAGE
<b>DuBois MDJ 40-03-01</b>	<b>17246</b>	<b>8266</b> [8265.5]	<b>1520</b> [1519.83]	<b>6306</b>	<b>6150</b> [6149.5]	<b>690</b> [690.16]	<b>1878</b> [1878.33]	<b>42056</b>	<b>28%</b>	<b>69%</b>
<b>Clearfield MDJ 40-03-02</b>	<b>16450</b> [16449.5]	<b>8624</b> [8624.16]	<b>1499</b> [1498.5]	<b>5770</b>	<b>4442</b> [4442.33]	<b>1084</b> [1083.66]	<b>1650</b> [1650.33]	<b>39519</b>	<b>21%</b>	<b>59%</b>
<b>Kylertown MDJ 40-03-03</b>	<b>10300</b> [10300.16]	<b>6034</b>	<b>1418</b> [1417.83]	<b>9352</b> [9351.66]	<b>4179</b> [4179.16]	<b>589</b> [588.83]	<b>1303</b>	<b>33175</b>	<b>1%</b>	<b>33%</b>
<b>Houtzdale MDJ 40-03-04</b>	<b>7075</b> [7074.66]	<b>3852</b> [3851.83]	<b>866</b> [866.16]	<b>1480</b> [1479.66]	<b>2019</b> [2019.16]	<b>237</b> [236.50]	<b>782</b>	<b>15529</b>	<b>-53%</b>	<b>-38%</b>
<b>46th JUDICIAL DISTRICT AVERAGE</b>	<b>12780</b> [12780.08]	<b>6693</b> [6693.12]	<b>1326</b> [1325.58]	<b>5727</b> [5726.83]	<b>4198</b> [4197.53]	<b>650</b> [649.78]	<b>1403</b> [1403.41]	<b>32777</b>		
<b>6TH CLASS COUNTY AVERAGE</b>	<b>9160</b>	<b>5169</b>	<b>1335</b>	<b>4728</b>	<b>2575</b>	<b>619</b>	<b>1308</b>	<b>24894</b>		

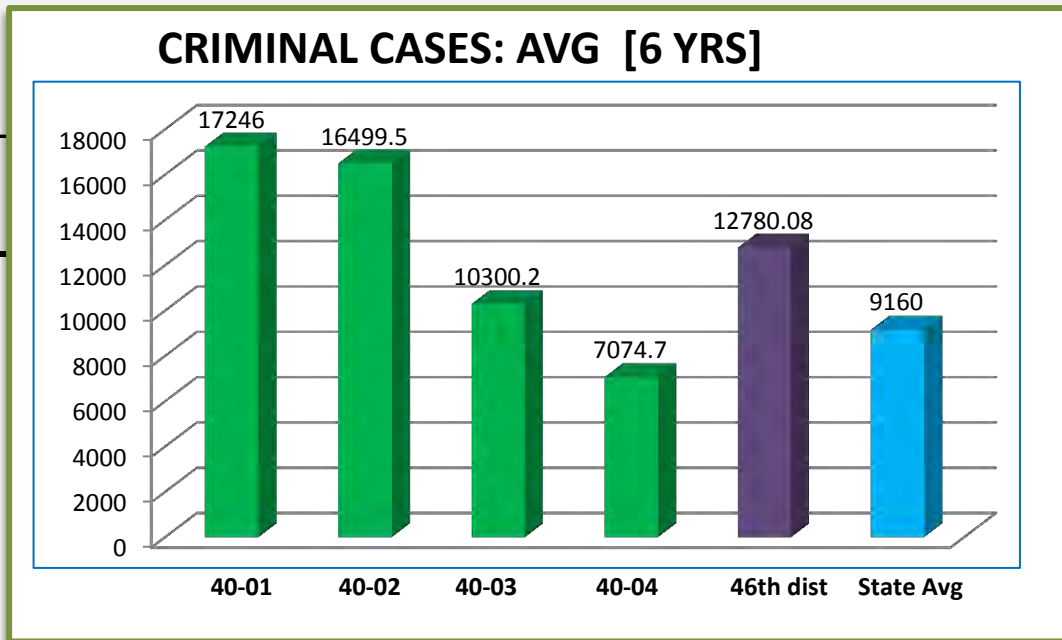




**CLEARFIELD COUNTY - FORTY-SIXTH JUDICIAL DISTRICT OF PENNSYLVANIA**

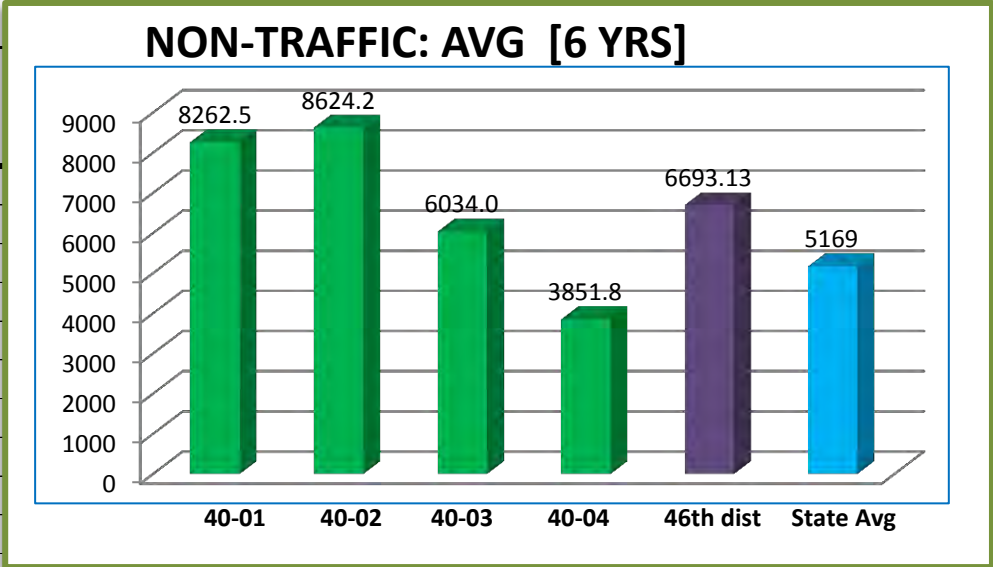
**MDJ REDISTRICTING: AVERAGE TOTAL WORKLOAD (CRIMINAL)**

	2005	2006	2007	2008	2009	2010	TOTAL [6 YRS]	AVERAGE [6 YRS]	% ABOVE or BELOW DIST. AVERAGE	% ABOVE or BELOW CO. AVERAGE
MDJ 40-03-01	20196	22362	19315	15018	14541	12044	103476	17246	35%	88%
MDJ 40-03-02	16561	17662	17956	17038	16010	13770	98997	16499.5	29%	80%
MDJ 40-03-03	9878	12632	10796	8703	10612	9180	61801	10300.2	-19%	12%
MDJ 40-03-04	7417	7197	8629	6867	5765	6573	42448	7074.7	-45%	-23%
<b>GRAND TOTAL</b>	<b>54052</b>	<b>59853</b>	<b>56696</b>	<b>47626</b>	<b>46928</b>	<b>41567</b>	<b>306722</b>	<b>51120.3</b>		
<b>46th JUDICIAL DISTRICT AVERAGE</b>										<b>12780.08</b>
<b>6TH CLASS COUNTY AVERAGE</b>										<b>9160</b>



**CLEARFIELD COUNTY - FORTY-SIXTH JUDICIAL DISTRICT OF PENNSYLVANIA**  
**MDJ REDISTRICTING: AVERAGE TOTAL WORKLOAD (NON-TRAFFIC)**

	2005	2006	2007	2008	2009	2010	TOTAL [6 YRS]	AVERAGE [6 YRS]	% ABOVE or BELOW DIST. AVERAGE	% ABOVE or BELOW CO. AVERAGE
MDJ 40-03-01	7013	8957	9150	8173	9032	7250	49575	8262.5	23%	60%
MDJ 40-03-02	6831	8957	9043	9741	8957	8216	51745	8624.2	29%	67%
MDJ 40-03-03	7572	6229	5767	5488	5166	5982	36204	6034.0	-10%	17%
MDJ 40-03-04	4532	4178	3909	3791	3329	3372	23111	3851.8	-42%	-25%
<b>GRAND TOTAL</b>	<b>25948</b>	<b>28321</b>	<b>27869</b>	<b>27193</b>	<b>26484</b>	<b>24820</b>	<b>160635</b>	<b>26772.5</b>		
<b>46th JUDICIAL DISTRICT AVERAGE</b>								<b>6693.13</b>		
<b>6TH CLASS COUNTY AVERAGE</b>								<b>5169</b>		



**CLEARFIELD COUNTY - FORTY-SIXTH JUDICIAL DISTRICT OF PENNSYLVANIA**  
**MDJ REDISTRICTING: AVERAGE TOTAL WORKLOAD (PRIVATE COMPLAINTS)**

	2005	2006	2007	2008	2009	2010	TOTAL [6 YRS]	AVERAGE [6 YRS]	% ABOVE or BELOW DIST. AVERAGE	% ABOVE or BELOW CO. AVERAGE
MDJ 40-03-01	2760	2223	1504	1053	881	698	9119	1519.83	15%	14%
MDJ 40-03-02	2245	2041	1257	1343	988	1117	8991	1498.50	13%	12%
MDJ 40-03-03	827	1278	1085	1031	2084	2202	8507	1417.83	7%	6%
MDJ 40-03-04	730	1138	924	934	848	623	5197	866.17	-35%	-35%
<b>GRAND TOTAL</b>	<b>6562</b>	<b>6680</b>	<b>4770</b>	<b>4361</b>	<b>4801</b>	<b>4640</b>	<b>31814</b>	<b>5302.33</b>		

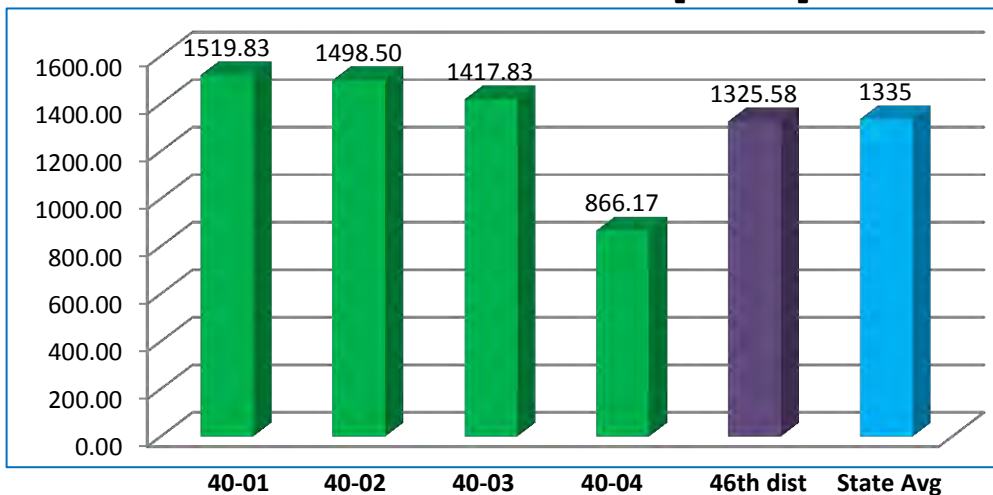
46th JUDICIAL  
DISTRICT  
AVERAGE

1325.58

6TH CLASS  
COUNTY  
AVERAGE

1335

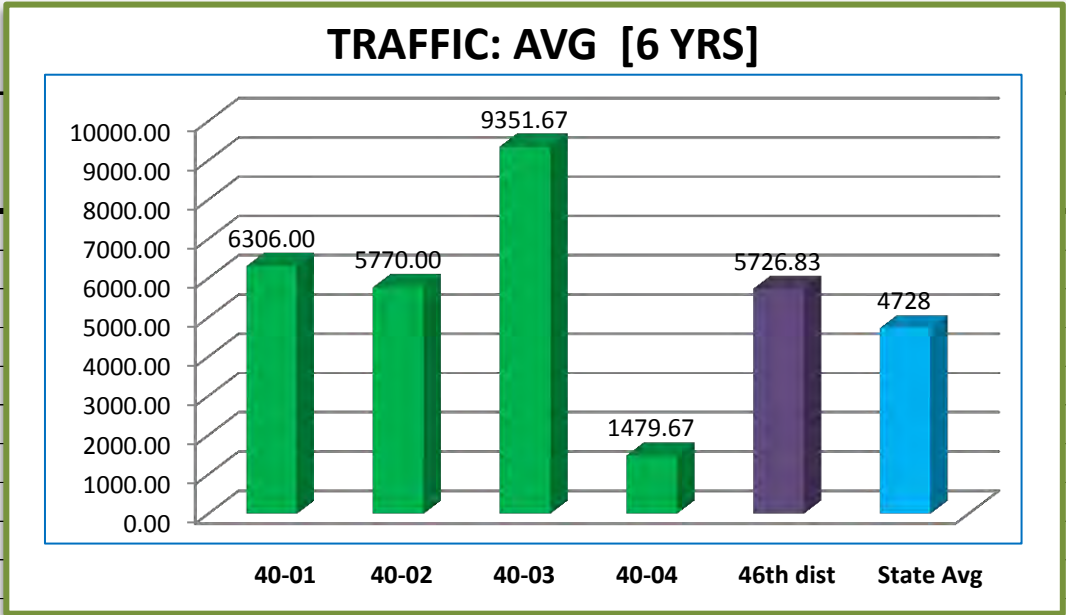
**PRIVATE COMPLAINTS: AVG [6 YRS]**



**CLEARFIELD COUNTY - FORTY-SIXTH JUDICIAL DISTRICT OF PENNSYLVANIA**  
**MDJ REDISTRICTING: AVERAGE TOTAL WORKLOAD (TRAFFIC)**

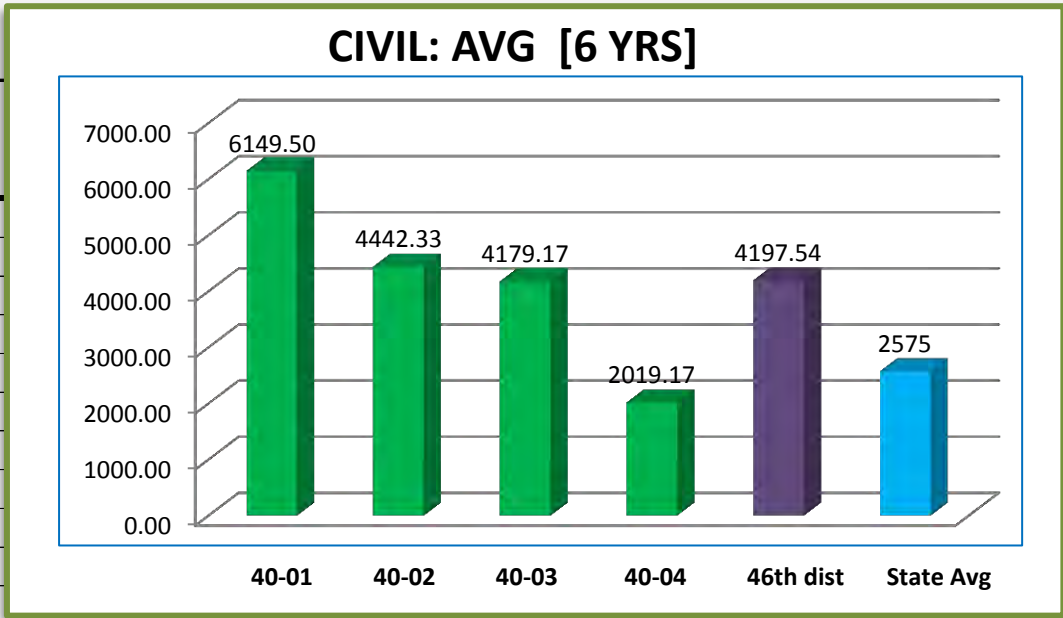
	2005	2006	2007	2008	2009	2010	TOTAL [6 YRS]	AVERAGE [6 YRS]	% ABOVE or BELOW DIST. AVERAGE	% ABOVE or BELOW CO. AVERAGE
MDJ 40-03-01	5499	5048	5490	7620	7615	6564	37836	6306.00	10%	33%
MDJ 40-03-02	3887	5397	6389	6104	7027	5816	34620	5770.00	1%	22%
MDJ 40-03-03	9530	10057	7820	9904	9656	9143	56110	9351.67	63%	98%
MDJ 40-03-04	1785	1432	1450	1534	1286	1391	8878	1479.67	-74%	-69%
<b>GRAND TOTAL</b>	<b>20701</b>	<b>21934</b>	<b>21149</b>	<b>25162</b>	<b>25584</b>	<b>22914</b>	<b>137444</b>	<b>22907.33</b>		

46th JUDICIAL DISTRICT AVERAGE								5726.83		
6TH CLASS COUNTY AVERAGE								4728		



**CLEARFIELD COUNTY - FORTY-SIXTH JUDICIAL DISTRICT OF PENNSYLVANIA**  
**MDJ REDISTRICTING: AVERAGE TOTAL WORKLOAD (CIVIL)**

	2005	2006	2007	2008	2009	2010	TOTAL [6 YRS]	AVERAGE [6 YRS]	% <u>ABOVE</u> or <u>BELOW</u> DIST. AVERAGE	% <u>ABOVE</u> or <u>BELOW</u> CO. AVERAGE
MDJ 40-03-01	6497	6824	7039	6768	4738	5031	36897	6149.50	47%	139%
MDJ 40-03-02	4568	4061	5166	5223	3880	3756	26654	4442.33	6%	73%
MDJ 40-03-03	3677	6249	3813	4038	3373	3925	25075	4179.17	0%	62%
MDJ 40-03-04	1624	1534	1816	2764	2177	2200	12115	2019.17	-52%	-22%
<b>GRAND TOTAL</b>	<b>16366</b>	<b>18668</b>	<b>17834</b>	<b>18793</b>	<b>14168</b>	<b>14912</b>	<b>100741</b>	<b>16790.17</b>		
46th JUDICIAL DISTRICT AVERAGE								4197.54		
6TH CLASS COUNTY AVERAGE								2575		



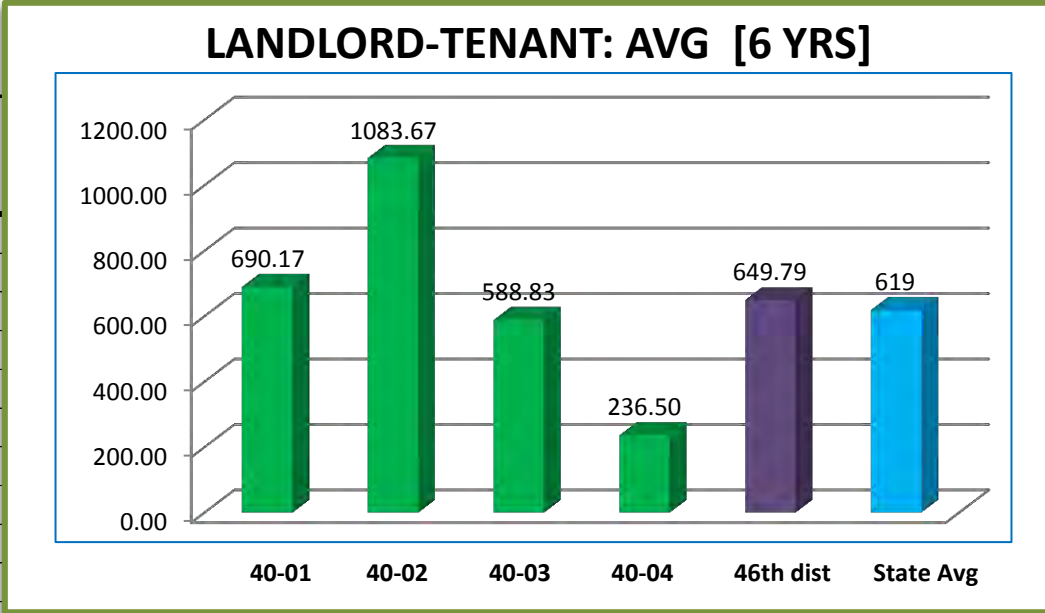
**CLEARFIELD COUNTY - FORTY-SIXTH JUDICIAL DISTRICT OF PENNSYLVANIA**  
**MDJ REDISTRICTING: AVERAGE TOTAL WORKLOAD (LANDLORD / TENANT)**

	2005	2006	2007	2008	2009	2010	TOTAL [6 YRS]	AVERAGE [6 YRS]	% ABOVE or BELOW DIST. AVERAGE	% ABOVE or BELOW CO. AVERAGE
MDJ 40-03-01	579	652	1057	391	695	767	4141	690.17	6%	11%
MDJ 40-03-02	1216	927	1158	1115	1014	1072	6502	1083.67	67%	75%
MDJ 40-03-03	724	565	478	550	492	724	3533	588.83	-9%	-5%
MDJ 40-03-04	348	188	333	130	261	159	1419	236.50	-64%	-62%
<b>GRAND TOTAL</b>	<b>2867</b>	<b>2332</b>	<b>3026</b>	<b>2186</b>	<b>2462</b>	<b>2722</b>	<b>15595</b>	<b>2599.17</b>		

46th JUDICIAL  
DISTRICT  
AVERAGE

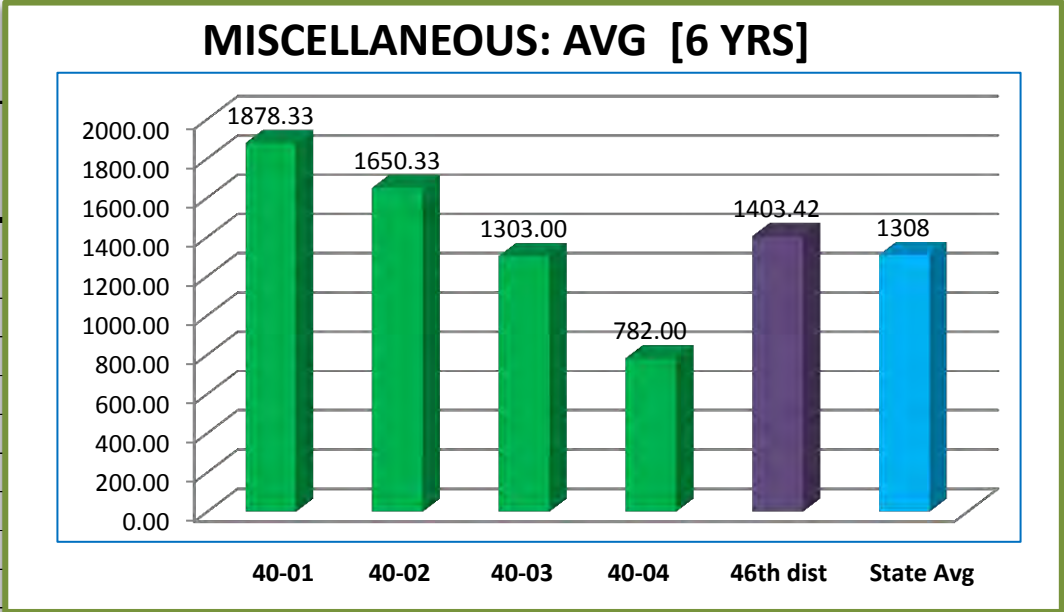
6TH CLASS  
COUNTY  
AVERAGE

								649.79		
								619		

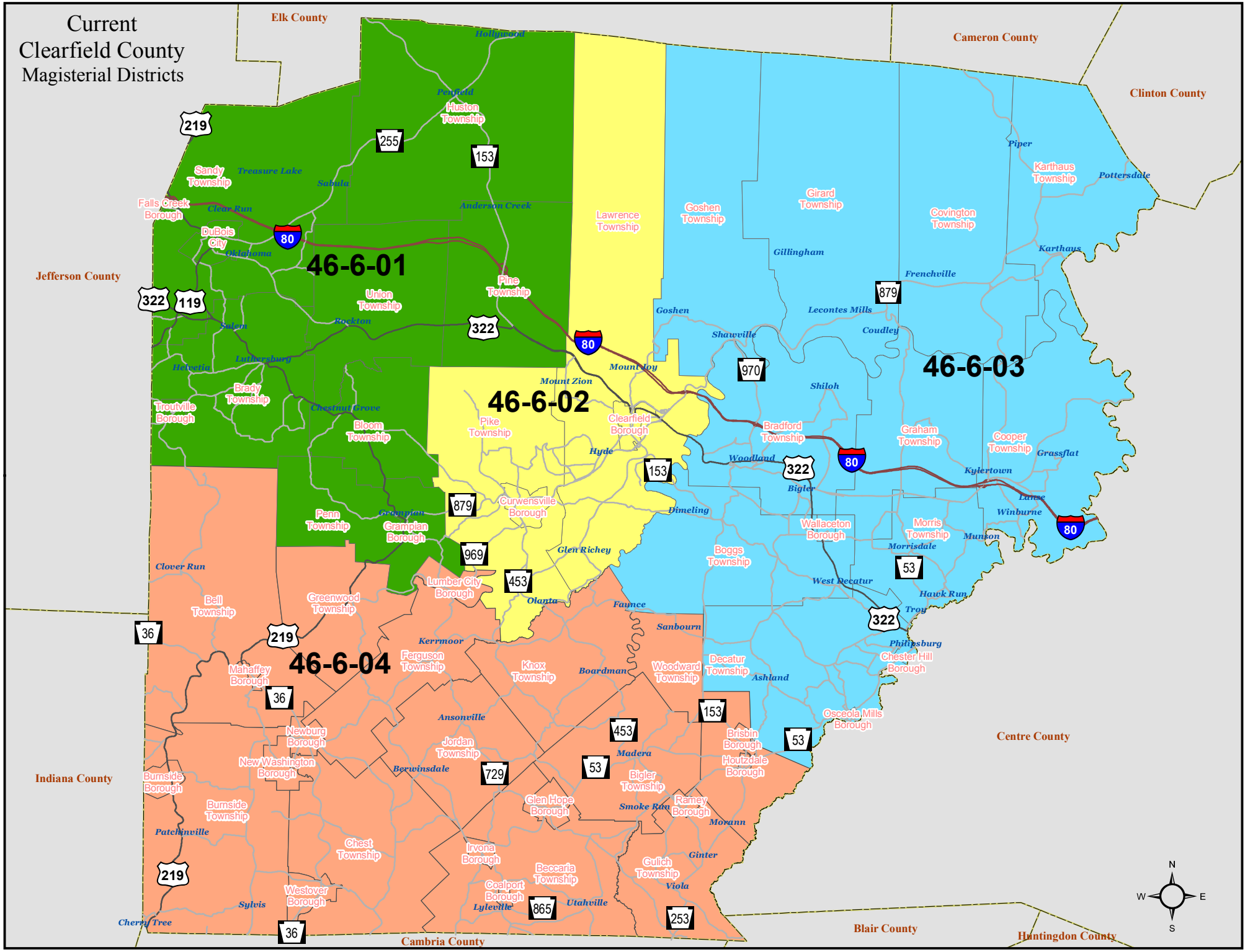


**CLEARFIELD COUNTY - FORTY-SIXTH JUDICIAL DISTRICT OF PENNSYLVANIA**  
**MDJ REDISTRICTING: AVERAGE TOTAL WORKLOAD (MISCELLANEOUS)**

	2005	2006	2007	2008	2009	2010	TOTAL [3 YRS]	AVERAGE [3 YRS]	% ABOVE or BELOW DIST. AVERAGE	% ABOVE or BELOW CO. AVERAGE
MDJ 40-03-01				1922	1824	1889	5635	1878.33	34%	44%
MDJ 40-03-02				1824	1466	1661	4951	1650.33	18%	26%
MDJ 40-03-03				1629	1107	1173	3909	1303.00	-7%	0%
MDJ 40-03-04				945	456	945	2346	782.00	-44%	-40%
<b>GRAND TOTAL</b>	<b>0</b>	<b>0</b>	<b>0</b>	<b>6320</b>	<b>4853</b>	<b>5668</b>	<b>16841</b>	<b>5613.67</b>		
<b>46th JUDICIAL DISTRICT AVERAGE</b>								<b>1403.42</b>		
<b>6TH CLASS COUNTY AVERAGE</b>								<b>1308</b>		



# Current Clearfield County Magisterial Districts





# Proposed Clearfield County Magisterial Districts

Elk County

Cameron County

Clinton County

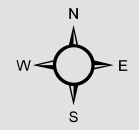
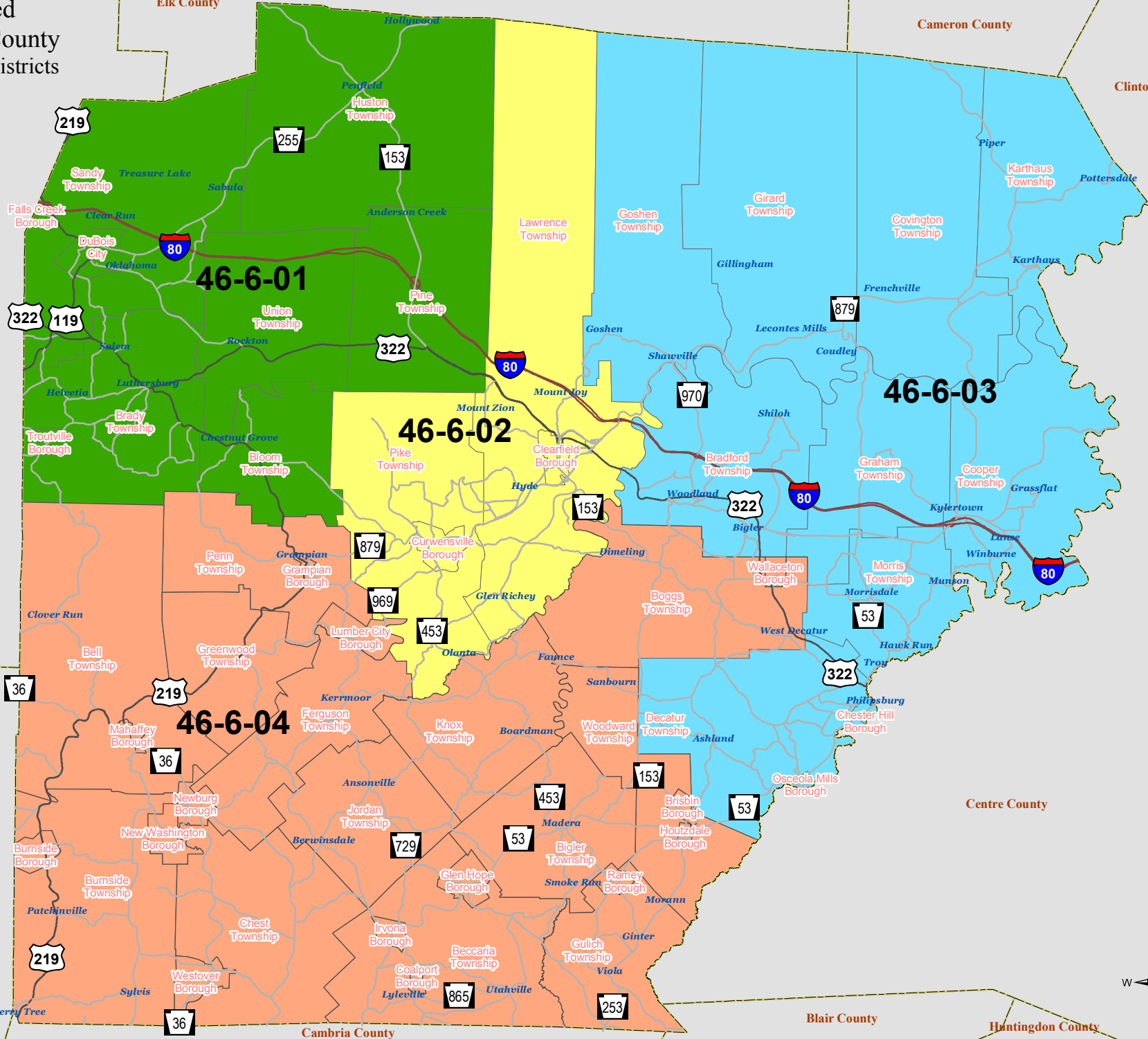
Jefferson County

Indiana County

Centre County

Blair County

Huntingdon County



John A. Sobel  
Joan Robinson McMillen  
Mark B. McCracken  
County Commissioners



Kim C. Kesner  
County Solicitor  
Lisa McFadden  
Chief Clerk

*Clearfield County*  
Commissioners  
212 East Locust Street  
Clearfield PA 16830

March 28, 2012

F. Cortez Bell, III  
46th Judicial District  
Court Administrator  
Clearfield County Courthouse  
Suite 228  
Clearfield, PA 16830

Re: Proposed Magisterial District Reestablishment/Realignment/Elimination

Dear Mr. Bell;


Please accept this correspondence as our public comment as to the above in response to the notice that we received requesting the same. While there is merit to a short term realignment of the municipalities assigned to the 4 current magisterial districts, we feel in the long term that consideration should be given for the consolidation of the 4 current magisterial districts into 3 districts. This suggested consolidation would take place at the end of the current 6 year term.


At this time, all levels of government are being asked to find ways to save and reallocate funding and we believe that consolidating the magisterial districts would provide significant savings to both Clearfield County and the Commonwealth of Pennsylvania. There is also sufficient time to develop a plan for realigning the caseload of the remaining districts over the next several years.

Our suggestion is in line with the philosophy of the Supreme Court of Pennsylvania to consolidate magisterial districts upon the retirement of District Justices to bring down the costs of court operations statewide. This also gives the Clearfield County Court of Common Pleas, Clearfield County Government, and the Commonwealth a period of several years to prepare for the consolidation and plan for which municipalities will be assigned to which magisterial district.

Please feel free to contact us at your convenience for further discussion. Thank you for your time and consideration.

  
John A. Sobel, Chair

  
Joan Robinson McMillen

  
Mark B. McCracken