

Magisterial District Reestablishment 2012

Judicial District Summary Sheet

County Name: **Juniata**

Judicial District #: **41**

Caseload and Magisterial District Elimination Analysis

The difference between the average annual caseload of Judicial District # 41 and its class of county: **-17 %**

This is part of a dual-county judicial district.

Summary of Proposed Actions

41-3-01 Reestablish

41-3-02 Reestablish

Night/Central/Alternate Court Operations

This judicial district utilizes the following diversionary courts to assist in balancing workload:

Central Court: **No** Night Court: **No**

Public Comment

Proposal Posted for Public Comment: **Yes** Comments Received: **No**

General Comments *The seventh class county group is comprised of Juniata, Snyder, Union and Wyoming Counties. Both Juniata and Wyoming fall, on average, eighteen percent below the class of county average, which is inflated by Snyder Union's (another dual-county judicial district) combined average caseload of 3,669. Snyder Union's average caseload is, on average, eighteen percent above the class of county average.*

Magisterial District Reestablishment 2012

County Name: **Juniata**

Judicial District #: **41**

Existing and Proposed Magisterial Districts

Magisterial District #: 41-3-01

Proposed Action: Reestablish

Average Annual Caseload:	2,898	Average Annual Workload:	18,921
% Difference in Caseload (magisterial district/judicial district):	-11.00	% Difference in Workload (magisterial district/judicial district):	9.29
% Difference in Caseload (magisterial district/class of county):	-8.00	<i>Workload outside of a +/- 15% range requires realignment or support to maintain current configuration.</i>	

Magisterial District Judge & Office Information:

Barbara M. Lyter

Birthdate: 2-12-54

Courthouse Annex 30 North Main Street P.O. Box 7

Mandatory Retirement: 2024

Mifflintown, PA 17059

Term Expires: 1-5-14

Existing Geography:

DELAWARE TWP Voting District; FAYETTE TWP Voting District; FERMANAGH TWP Voting District; GREENWOOD TWP Voting District; MIFFLINTOWN Voting District; MONROE TWP Voting District; Susquehanna Twp Voting District; THOMPSONTOWN Voting District

Proposed Geography:

DELAWARE TWP Voting District; FAYETTE TWP Voting District; FERMANAGH TWP Voting District; GREENWOOD TWP Voting District; MIFFLINTOWN Voting District; MONROE TWP Voting District; Susquehanna Twp Voting District; THOMPSONTOWN Voting District

Office within district: Yes

Residence within district: Yes

Police Departments: PA State Police - Arch Rock Barracks

Major Highways: 322

Existing and Proposed Magisterial Districts

Magisterial District #: 41-3-02

Proposed Action: Reestablish

Average Annual Caseload:	2,335	Average Annual Workload:	15,975
% Difference in Caseload (magisterial district/judicial district):	-10.60	% Difference in Workload (magisterial district/judicial district):	-7.70
% Difference in Caseload (magisterial district/class of county):	-26.00		

Workload outside of a +/- 15% range requires realignment or support to maintain current configuration.

Magisterial District Judge & Office Information:

Jacqueline T. Leister	Birthdate:	3-22-61
Community Building Fourth Street P.O. Box 131	Mandatory Retirement:	2031
Port Royal, PA 17082	Term Expires:	12-31-17

Existing Geography:

BEALE TWP Voting District; LACK TWP Voting District; LACK TWP VTD BLACK LOG; LACK TWP VTD ROSS FARM; MIFFLIN Voting District; MILFORD TWP Voting District; PORT ROYAL Voting District; SPRUCE HILL TWP Voting District; TURBETT TWP Voting District; TUSCARORA TWP Voting District; TUSCARORA TWP VTD EAST WATERFORD; WALKER TWP Voting District

Proposed Geography:

BEALE TWP Voting District; LACK TWP Voting District; LACK TWP VTD BLACK LOG; LACK TWP VTD ROSS FARM; MIFFLIN Voting District; MILFORD TWP Voting District; PORT ROYAL Voting District; SPRUCE HILL TWP Voting District; TURBETT TWP Voting District; TUSCARORA TWP Voting District; TUSCARORA TWP VTD EAST WATERFORD; WALKER TWP Voting District

Office within district: Yes

Residence within district: Yes

Police Departments: Mifflin Borough

Major Highways: 322

Magisterial District Reestablishment 2012

Magisterial District Caseload/Workload Analysis

Judicial District and Class of County Comparison Statistics

Juniata / 41

Judicial District Average Caseload			
2011 Class	2011 Filings	2012 Class	2012 Filings
7	2,612	7	2,612

2011 Class of County Caseload Averages								
2011 Class	CR	PC	TR	NT	CV	LT	MD	Total
7	196	246	2,043	397	186	34	37	3,139

2012 Class of County Caseload Averages								
2012 Class	CR	PC	TR	NT	CV	LT	MD	Total
7	192	81	2,188	396	187	23	41	3,109

Notes on Analysis:

CASELOAD: The statistics provided are used to compare the average annual caseload of each magisterial district to the class of county average as one measure to assess whether any changes should be proposed. Reported values are provided by the judicial district; the comparison values are provided by the MDJS.

WORKLOAD: Where the average annual workload of a magisterial district is greater/less than 15% of the judicial district's workload average, the judicial district should realign - OR - explain why this difference does not impact workload equity within the judicial district. A value that is green indicates it is within range; red requires justification if realignment or elimination are not proposed.

Judicial District Caseload Averages		
Juniata	2011	2012
Class	7	7
CR	159	159
NT	347	347
PC	38	38
TR	1,874	1,874
CV	140	140
LT	15	15
MD	39	39
AVG	2,612	2,612

Judicial District Workload Averages		
Juniata	2011	2012
Class	7	7
CR	5,829	5,838
NT	3,725	3,725
PC	406	406
TR	4,273	4,273
CV	1,584	1,584
LT	218	218
MD	1,276	1,270
-15 % Workload	14,715	14,718
Average Workload	17,311	17,315
+ 15% Workload	19,908	19,913

Magisterial District Caseload/Workload Analysis

41-3-01

Reestablish

CASELOAD

Average Total Annual Caseload:

Reported	AOPC	
	2011	2012
2,898		

Magisterial District Average: Judicial District Average:

-11	10.94%	10.94%
-----	--------	--------

Magisterial District Average: Class of County Average:

-8	-7.69%	-6.78%
----	--------	--------

WORKLOAD

Average Total Annual Workload:

Reported	AOPC	
	2011	2012
18,921		

Magisterial District Average: Judicial District Average:

9.29	9.30%	9.27%
------	-------	-------

41-3-02

Reestablish

CASELOAD

Average Total Annual Caseload:

Reported	AOPC	
	2011	2012
2,335		

Magisterial District Average: Judicial District Average:

-10.6	-10.61%	-10.61%
-------	---------	---------

Magisterial District Average: Class of County Average:

-26	-25.62%	-24.89%
-----	---------	---------


WORKLOAD

Average Total Annual Workload:

Reported	AOPC	
	2011	2012
15,975		

Magisterial District Average: Judicial District Average:

-7.7	-7.72%	-7.74%
------	--------	--------



Juniata County
Magisterial District Reestablishment
Plan
2012-2021

INTRODUCTION

In October 2011, the Forty-first Judicial District, Juniata County, was notified by the Administrative Office of Pennsylvania Courts (AOPC) of its requirement under 42 Pa. C.S.A. §1503, to participate in the reestablishment of magisterial districts. This event occurs every ten years and is directly related to the Federal decennial census. The following factors were taken into consideration during the development of this plan: guidelines as set forth by AOPC, case filing statistics and work load statistics for Criminal, Non-Traffic, Private Complaint, Traffic, Civil, Landlord/Tenant and Miscellaneous filings in the two Magisterial District Courts in Juniata County, as well as population of individual municipalities in each district.

This document has been posted on line at <http://www.co.juniata.pa.us>, in the individual magisterial district judge's offices within Juniata County, the office of the Juniata County Commissioners and the Law Library in the Juniata County Courthouse, Bridge & Main Streets, Mifflintown, Pennsylvania.

From February 29, 2012 thru March 30, 2012, public comments will be received in writing and must bear the name and address of the sender and should be emailed to the District Court Administrator at czook@perryco.org or sent via US mail to Christina L. Zook, DCA, Juniata County Courthouse, PO Box 68, Mifflintown, Pennsylvania 17059.

Below please find the Magisterial Districts as they exist at the present as well as the plan for maintaining the status quo.

District Court	Current Municipality Jurisdiction	Proposed Municipality Jurisdiction
<p>41-3-01 30 North Main Street Mifflintown, PA 17059</p> <p>Current MDJ: Barbara M. Lyter Term expires: January 5, 2014</p> <p>Status: no proposed change</p>	<p>Delaware Township Fayette Township Fermanagh Township Greenwood Township Monroe Township Susquehanna Township Mifflintown Borough Thompsontown Borough</p>	<p>SAME</p>
<p>41-3-02 212 North Fourth Street Port Royal, PA 17082</p> <p>Current MDJ: Jacqueline T. Leister Term expires: January 1, 2018</p> <p>Status: no proposed change</p>	<p>Beale Township Lack Township Milford Township Spruce Hill Township Turbett Township Tuscarora Township Walker Township Mifflin Borough Port Royal Borough</p>	<p>SAME</p>

Supporting documents are as follows:

Table 1, Worksheet 1:

Six-year (2005-2010) average caseload for Juniata County District Courts as well as individual magisterial districts (41-3-01, 41-3-02) average caseload.

Table 2, Worksheet 1:

Comparison of individual magisterial district's average to entire County District Court caseload.

Table 3, Worksheet 1:

Juniata County's **total** magisterial district average to all other 7th class counties in the Commonwealth.

Table 4, Worksheet 1:

Juniata County's **individual** magisterial district averages to all other 7th class counties in the Commonwealth.

Table 5, Worksheet 1:

Average case WORKLOAD weight.

Table 6, Worksheet 2:

Juniata County's individual magisterial district **workload** averages.

Table 7, Worksheet 2:

Comparison of Juniata County's magisterial districts average **workload**.

Worksheet 3:

Average caseload, workload and population of the purposed newly realigned magisterial districts.

Worksheet 4:

Map of proposed reestablished magisterial districts

41st JUDICIAL DISTRICT MDJ REESTABLISHMENT JANUARY 2012

TABLE 1: MDJ Six-Year Average Caseloads

Juniata County	CR	NT	PC	TR	CV	LT	MD	AVG Caseload
AVERAGE	163	347	38	1875	141	15	39	2618
MDJ 41-3-01	162	432	34	2078	131	13	48	2898
MDJ 41-3-02	163	262	42	1671	150	17	30	2335

TABLE 2: Six-Year Juniata County to MDJ Caseloads

Juniata County	AVG Caseload	Variance
AVERAGE	2618	---
MDJ 41-3-01	2898	11%
MDJ 41-3-02	2335	-11%

TABLE 3: Six-Year County to County Caseloads

	AVG Caseload	Variance
Juniata County	2618	
7th Class County	3139	17%
Snyder	3,431	-24%
Union	3,907	-33%
Wyoming	2,484	5%
Perry	3,263	20%

TABLE 4: Six-Year MDJ to 6th Class County Caseloads

	Juniata County	
7th Class	AVG Caseload	41-3-01 41-3-02
Snyder	3,431	AVG 2898 AVG 2335
Union	3,907	-16% -32%
Wyoming	2,484	-26% -40%
Perry	3,263	17% 6%
		-11% -28%

Table 5: Average Case Workload Weights

Docket Type	Case Weight
CR	36.72
NT (includes PC)	10.74
TR	2.28
CV	11.28
LT	14.48
MD	32.57

**41st JUDICIAL DISTRICT
MDJ REESTABLISHMENT
JANUARY 2012**

TABLE 6: MDJ Six-Year Average **WORKLOADS**

Juniata County	CR	NT	PC	TR	CV	LT	MD	AVG Workload
AVERAGE	5967	3727	408	4274	1585	217	1270	2493
MDJ 41-3-01	5949	4640	365	4738	1478	188	1563	2703
MDJ 41-3-02	5985	2814	451	3810	1692	246	977	2282

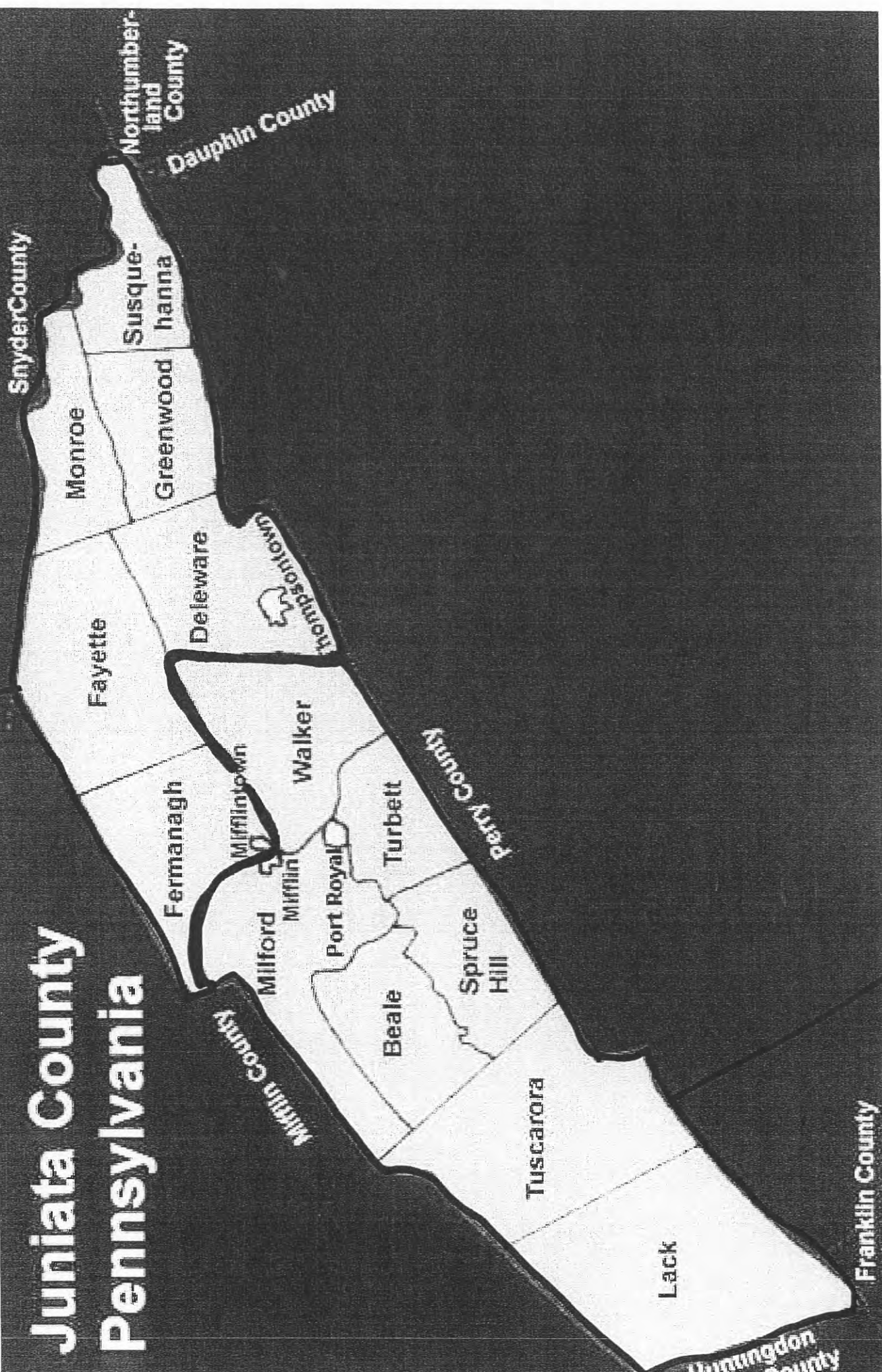
TABLE 7: Six-Year Juniata County to MDJ WORKLOADS (+/- 15%)

Juniata County	AVG Workload	Variance
AVERAGE	2493	
MDJ 41-3-01	2703	8%
MDJ 41-3-02	2282	-8%

41st JUDICIAL DISTRICT MDJ REESTABLISHMENT JANUARY 2012

Based on Avg Filing 2005 through 2010											
41-3-01: Lyter	Pop. 2010	CR	wkld	NT	wkld	PC	wkld	TR	wkld	WKLD	%wkld
Delaware Twp.	1547	14		24		0		199			
Fayette Twp	3478	24		106		8		201			
Fermanagh Twp.	2811	54		174		20		1310			
Greenwood Twp.	617	3		7		0		7			
Monroe Twp.	2237	10		28		0		70			
Susquehanna Twp.	1250	10		28		3		40			
Mifflintown Boro.	936	37		56		2		128			
Thompstontown Boro.	697	9		17		1		22			
	13573	161		5912		440		4726		34	365
	55%	50%		64%		44%		50%			
41-3-02: Leister											
Beale Twp.	830	12		11		5		50			
Lack Twp.	785	8		19		1		20			
Milford Twp.	2088	20		41		0		386			
Spruce Hill Twp.	834	5		9		1		35			
Turbett Twp.	981	7		7		1		36			
Tuscarora Twp.	1240	15		30		6		46			
Walker Twp.	2738	44		50		16		1332			
Mifflin Boro.	642	32		46		9		66			
Port Royal Boro.	925	15		33		4		23			
	11063	158		5802		246		2642		43	462
	45%	50%		36%		56%		50%			

Juniata County Pennsylvania



LYICK

LEISTER

AOPC

JUDICIAL DISTRICT SUMMARY WORKSHEET

PLEASE SUBMIT ONE COPY OF THE JUDICIAL DISTRICT SUMMARY WORKSHEET.

To enter data, press TAB to move between fields.

I.	JUDICIAL DISTRICT NUMBER:	41
	A. Wh at is the class of county?	6
	B. Wh at is the percentage difference in the average annual caseload between this judicial district and the applicable class of county?	0%
II.	PROPOSED ACTIONS:	
	A. List existing magisterial districts: 41-3-01, 41-3-02, 41-3-03, 41-3-04, 41-3-05	
	B. Does this judicial district have an annual average caseload that is ten percent above the average caseload for the applicable class of county?	NO
	1. If the answer to II. B. above is <i>NO</i> , are eliminations proposed?	Choose Yes or No
	a) List magisterial districts proposed for elimination. none	
	b) If no eliminations are proposed based on II. B. above, what are the factors for this decision? The 41 st Judicial District is comprised of Perry and Juniata counties. Perry is a 6 th class county with an average annual caseload on par with 6 th class caseloads. The workloads among the 3 magisterial districts are balanced.	
	2. If the answer to II. B. above is <i>YES</i> , are eliminations proposed?	Choose Yes or No
	a) List magisterial districts proposed for elimination.	
	C. Are any magisterial districts proposed for reestablishment?	YES
	1. List magisterial districts proposed for reestablishment. 41-3-01, 41-3-02, 41-3-03, 41-3-04, 41-3-05	
	D. Are any magisterial districts proposed for realignment?	NO

AOPC

JUDICIAL DISTRICT SUMMARY WORKSHEET

1. List magisterial districts proposed for realignment.

III. NIGHT AND CENTRAL COURT OPERATIONS

A. Is there a night court operating within the judicial district? NO

B. Is there a central court operating within the judicial district? NO

C. Note comments regarding how night, central or other similar court programs impact operations within the judicial district.

IV. PUBLIC COMMENT

A. A request for public comment was posted: YES

B. Comments were received: NO

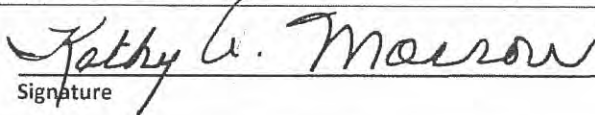
C. Comments are attached: NO

V. ADDITIONAL REMARKS CONCERNING PROPOSAL:

Juniata is a 7th class county and has an average annual caseload that is 17% lower than the average of 7th class counties. Those figures included Perry, which change class designation; but even without Perry's figures, Juniata's caseload still falls 16% below the average caseload for 7th class counties.

VI. DATE SUBMITTED TO AOPC: 4/5/2012

VII. PRESIDENT JUDGE NAME: Kathy A. Morrow


Signature



MAGISTERIAL DISTRICT REESTABLISHMENT WORKSHEET

PLEASE SUBMIT ONE COPY OF THIS WORKSHEET FOR EACH MAGISTERIAL DISTRICT.

To enter data, press TAB to move between fields.

I.	MAGISTERIAL DISTRICT COURT NUMBER (#####):	41-3-01
II. BREAKDOWN OF MAGISTERIAL DISTRICT - CASELOAD		
A.	Average Total Caseload:	2,898
B.	Difference (%) between this magisterial district's average total caseload and your judicial district's average total caseload:	-4%
C.	Difference (%) between this magisterial district's average total caseload and applicable class of county's average total caseload:	-8%
III. BREAKDOWN OF MAGISTERIAL DISTRICT - WORKLOAD		
A.	Average Total Workload:	2,703
B.	Difference (%) between this magisterial district's average total workload and the judicial district's average total workload:	-22%
C.	Does this magisterial district have an average total workload that is fifteen percent <i>greater than or less than</i> any other magisterial district within your judicial district:	YES
D.	If YES, how does this difference impact workload equity within your judicial district? Juniata county is a 7 th class county that is in the same judicial district as Perry county, which is a 6 th class county. Juniata county consists of two magisterial districts, and both of those workloads are within 8% of the average for the COUNTY.	
IV. PROPOSED CHANGE:		
A.	Please indicate any proposed change in this magisterial district. Check all that apply.	<input checked="" type="checkbox"/> Reestablish <input type="checkbox"/> Realign <input type="checkbox"/> Eliminate
B.	What is the proposed effective date (m/d/yyyy):	1/1/2014
V. MAGISTERIAL DISTRICT INFORMATION:		



MAGISTERIAL DISTRICT REESTABLISHMENT WORKSHEET

A.	Magisterial District Judge Name: Barbara M. Lyter	
B.	Term Expiration (m/d/yyyy):	1/5/2014
C.	Mandatory Retirement Date (m/d/yyyy):	12/31/2024
D.	Office Location (Street, City and Zip code):	30 North Main Street Mifflintown 17059
E.	Is the office within the boundaries of the magisterial district:	YES
F.	Is the residence of the magisterial district judge within the boundaries of the magisterial district:	YES
G.	List any police departments located within this magisterial district:	Pennsylvania State Police, Arch Rock Barracks
H.	List any major highways within this magisterial district:	322
VI.	LIST EXISTING MAGISTERIAL DISTRICT MUNICIPALITIES:	
		Delaware Twp, Fayette Twp, Fermanagh Twp, Greenwood Twp, Monroe Twp, Susquehanna Twp, Mifflintown Borough, Thompsontown Borough. ✓
VII.	LIST PROPOSED MAGISTERIAL DISTRICT MUNICIPALITIES:	
		Same As Above
VIII.	ADDITIONAL COMMENTS:	
PLEASE SAVE A COPY OF THIS WORKSHEET PRIOR TO ENTERING DATA FOR THE NEXT MAGISTERIAL DISTRICT.		



MAGISTERIAL DISTRICT REESTABLISHMENT WORKSHEET

PLEASE SUBMIT ONE COPY OF THIS WORKSHEET FOR EACH MAGISTERIAL DISTRICT.

To enter data, press TAB to move between fields.

I.	MAGISTERIAL DISTRICT COURT NUMBER (#####):	41-3-02
II. BREAKDOWN OF MAGISTERIAL DISTRICT - CASELOAD		
A.	Average Total Caseload:	2,335
B.	Difference (%) between this magisterial district's average total caseload and your judicial district's average total caseload:	-22%
C.	Difference (%) between this magisterial district's average total caseload and applicable class of county's average total caseload:	-26%
III. BREAKDOWN OF MAGISTERIAL DISTRICT - WORKLOAD		
A.	Average Total Workload:	2,282
B.	Difference (%) between this magisterial district's average total workload and the judicial district's average total workload:	-35%
C.	Does this magisterial district have an average total workload that is fifteen percent <i>greater than or less than</i> any other magisterial district within your judicial district:	YES
D.	If YES, how does this difference impact workload equity within your judicial district? Juniata county is a 7th class county that is in the same judicial district as Perry county, which is a 6th class county. Juniata county consists of two magisterial districts, and both of those workloads are within 8% of the average for the COUNTY.	
IV. PROPOSED CHANGE:		
A.	Please indicate any proposed change in this magisterial district. Check all that apply.	<input checked="" type="checkbox"/> Reestablish <input type="checkbox"/> Realign <input type="checkbox"/> Eliminate
B.	What is the proposed effective date (m/d/yyyy):	1/1/2018
V. MAGISTERIAL DISTRICT INFORMATION:		



MAGISTERIAL DISTRICT REESTABLISHMENT WORKSHEET

A.	Magisterial District Judge Name: Jacqueline T. Leister	
B.	Term Expiration (m/d/yyyy):	1/1/2018
C.	Mandatory Retirement Date (m/d/yyyy):	12/31/2031
D.	Office Location (Street, City and Zip code):	212 North Fourth Street Port Royal 17082
E.	Is the office within the boundaries of the magisterial district:	YES
F.	Is the residence of the magisterial district judge within the boundaries of the magisterial district:	YES
G.	List any police departments located within this magisterial district:	Mifflin Borough
H.	List any major highways within this magisterial district:	322
VI.	LIST EXISTING MAGISTERIAL DISTRICT MUNICIPALITIES:	
		Beale Twp, Lack Twp, Milford Twp, Spruce Hill Twp, Turbett Twp, Tuscarora Twp, Walker Twp, Mifflin Borough, Port Royal Borough.
VII.	LIST PROPOSED MAGISTERIAL DISTRICT MUNICIPALITIES:	
		Same As Above
VIII.	ADDITIONAL COMMENTS:	
PLEASE SAVE A COPY OF THIS WORKSHEET PRIOR TO ENTERING DATA FOR THE NEXT MAGISTERIAL DISTRICT.		

Magisterial District Reestablishment 2012

Judicial District Summary Sheet

County Name: **Perry**

Judicial District #: **41**

Caseload and Magisterial District Elimination Analysis

The difference between the average annual caseload of Judicial District # 41 and its class of county: **1.79** %

Summary of Proposed Actions

41-3-03 Reestablish

41-3-04 Reestablish

41-3-05 Reestablish

Night/Central/Alternate Court Operations

This judicial district utilizes the following diversionary courts to assist in balancing workload:

Central Court: **No** Night Court: **No**

Public Comment

Proposal Posted for Public Comment: **Yes** Comments Received: **No**

General Comments *Perry County is part of a dual-county judicial district.*

Magisterial District Reestablishment 2012

County Name: Perry

Judicial District #: 41

Existing and Proposed Magisterial Districts

Magisterial District #: 41-3-03

Proposed Action: Reestablish

Average Annual Caseload:	4,216	Average Annual Workload:	31,600
% Difference in Caseload (magisterial district/judicial district):	29.20	% Difference in Workload (magisterial district/judicial district):	8.90
% Difference in Caseload (magisterial district/class of county):	31.50	<i>Workload outside of a +/- 15% range requires realignment or support to maintain current configuration.</i>	

Magisterial District Judge & Office Information:

Daniel R. L. McGuire	Birthdate:	10-11-69
3351 Susquehanna Trail	Mandatory Retirement:	2039
Duncannon, PA 17020	Term Expires:	12-31-17

Existing Geography:

DUNCANNON VTD 01; MARYSVILLE Voting District; MILLER TWP Voting District; NEW BUFFALO Voting District; PENN TWP Voting District; RYE TWP Voting District; WATTS TWP Voting District; WHEATFIELD TWP Voting District

Proposed Geography:

DUNCANNON VTD 01; MARYSVILLE Voting District; MILLER TWP Voting District; NEW BUFFALO Voting District; PENN TWP Voting District; RYE TWP Voting District; WATTS TWP Voting District; WHEATFIELD TWP Voting District

Office within district: Yes

Residence within district: Yes

Police Departments: Penn Township, Marysville Borough

Major Highways: 322, 11/15

Existing and Proposed Magisterial Districts

Magisterial District #: 41-3-04

Proposed Action: Reestablish

Average Annual Caseload:	3,082	Average Annual Workload:	26,629
% Difference in Caseload (magisterial district/judicial district):	-5.54	% Difference in Workload (magisterial district/judicial district):	-9.00
% Difference in Caseload (magisterial district/class of county):	-3.80		

Workload outside of a +/- 15% range requires realignment or support to maintain current configuration.

Magisterial District Judge & Office Information:

Michael E. Schechterly
133 South Fifth Street
Newport, PA 17074

Birthdate: 7-4-62
Mandatory Retirement: 2032
Term Expires: 12-31-17

Existing Geography:

BLOOMFIELD Voting District; BUFFALO TWP Voting District; CENTRE TWP Voting District; GREENWOOD TWP Voting District; HOWE TWP Voting District; JUNIATA TWP Voting District; LIVERPOOL TWP Voting District; LIVERPOOL Voting District; MILLERSTOWN Voting District; NEWPORT BOROUGH VTD 02; NEWPORT BOROUGH VTD 01; OLIVER TWP Voting District; TUSCARORA TWP Voting District

Proposed Geography:

BLOOMFIELD Voting District; BUFFALO TWP Voting District; CENTRE TWP Voting District; GREENWOOD TWP Voting District; HOWE TWP Voting District; JUNIATA TWP Voting District; LIVERPOOL TWP Voting District; LIVERPOOL Voting District; MILLERSTOWN Voting District; NEWPORT BOROUGH VTD 02; NEWPORT BOROUGH VTD 01; OLIVER TWP Voting District; TUSCARORA TWP Voting District

Office within district: Yes

Residence within district: Yes

Police Departments: PA State Police - Newport Barracks, Newport Borough, Oliver Township

Major Highways: 322

Existing and Proposed Magisterial Districts

Magisterial District #: 41-3-05

Proposed Action: Reestablish

Average Annual Caseload:	2,493	Average Annual Workload:	28,875
% Difference in Caseload (magisterial district/judicial district):	-23.60	% Difference in Workload (magisterial district/judicial district):	-0.53
% Difference in Caseload (magisterial district/class of county):	-22.10		

Workload outside of a +/- 15% range requires realignment or support to maintain current configuration.

Magisterial District Judge & Office Information:

Elizabeth R. Frownfelter

3553 Shermans Valley Road P.O. Box 908

Loysville, PA 17047

Birthdate: 4-12-60

Mandatory Retirement: 2030

Term Expires: 12-31-17

Existing Geography:

BLAIN Voting District; CARROLL TWP Voting District; JACKSON TWP Voting District; LANDISBURG Voting District; NORTH EAST MADISON TWP - SANDY HILL DISTRICT; SAVILLE TWP Voting District; SOUTH WEST MADISON TWP - MADISON TOWNSHIP Voting District; SPRING TWP Voting District; TOBOYNE TWP DIST 02; TOBOYNE TWP DIST 01; TYRONE TWP Voting District

Proposed Geography:

BLAIN Voting District; CARROLL TWP Voting District; JACKSON TWP Voting District; LANDISBURG Voting District; NORTH EAST MADISON TWP - SANDY HILL DISTRICT; SAVILLE TWP Voting District; SOUTH WEST MADISON TWP - MADISON TOWNSHIP Voting District; SPRING TWP Voting District; TOBOYNE TWP DIST 02; TOBOYNE TWP DIST 01; TYRONE TWP Voting District

Office within district: Yes

Residence within district: Yes

Police Departments:

Major Highways:

Magisterial District Reestablishment 2012

Magisterial District Caseload/Workload Analysis

Judicial District and Class of County Comparison Statistics

Perry / 41

Judicial District Average Caseload			
2011 Class	2011 Filings	2012 Class	2012 Filings
7	3,263	6	3,263

2011 Class of County Caseload Averages								
2011 Class	CR	PC	TR	NT	CV	LT	MD	Total
7	196	246	2,043	397	186	34	37	3,139

2012 Class of County Caseload Averages								
2012 Class	CR	PC	TR	NT	CV	LT	MD	Total
6	244	155	2,019	477	228	42	39	3,204

Notes on Analysis:

CASELOAD: The statistics provided are used to compare the average annual caseload of each magisterial district to the class of county average as one measure to assess whether any changes should be proposed. Reported values are provided by the judicial district; the comparison values are provided by the MDJS.

WORKLOAD: Where the average annual workload of a magisterial district is greater/less than 15% of the judicial district's workload average, the judicial district should realign - OR - explain why this difference does not impact workload equity within the judicial district. A value that is green indicates it is within range; red requires justification if realignment or elimination are not proposed.

Judicial District Caseload Averages		
Perry	2011	2012
Class	7	6
CR	213	213
NT	400	400
PC	908	908
TR	1,462	1,462
CV	183	183
LT	77	77
MD	20	20
AVG	3,263	3,263

Judicial District Workload Averages		
Perry	2011	2012
Class	7	6
CR	7,821	7,821
NT	4,292	4,292
PC	9,750	9,750
TR	3,334	3,334
CV	2,065	2,065
LT	1,113	1,113
MD	651	651
-15 % Workload	24,674	24,674
Average Workload	29,028	29,028
+ 15% Workload	33,382	33,382

Magisterial District Caseload/Workload Analysis

41-3-03

Reestablish

CASELOAD

Average Total Annual Caseload:

Reported	AOPC	
	2011	2012
4,216		

Magisterial District Average: Judicial District Average:

29.2	29.22%	29.22%
------	--------	--------

Magisterial District Average: Class of County Average:

31.5	34.29%	31.58%
------	--------	--------

WORKLOAD

Average Total Annual Workload:

Reported	AOPC	
	2011	2012
31,600		

Magisterial District Average: Judicial District Average:

8.9	8.86%	8.86%
-----	-------	-------

41-3-04

Reestablish

CASELOAD

Average Total Annual Caseload:

Reported	AOPC	
	2011	2012
3,082		

Magisterial District Average: Judicial District Average:

-5.54	-5.54%	-5.54%
-------	--------	--------

Magisterial District Average: Class of County Average:

-3.8	-1.83%	-3.81%
------	--------	--------

WORKLOAD

Average Total Annual Workload:

Reported	AOPC	
	2011	2012
26,629		

Magisterial District Average: Judicial District Average:

-9	-8.26%	-8.26%
----	--------	--------

Magisterial District Caseload/Workload Analysis

41-3-05

Reestablish

CASELOAD

Average Total Annual Caseload:

Reported	AOPC	
	2011	2012
2,493		

Magisterial District Average: Judicial District Average:

-23.6	-23.59%	-23.59%
-------	---------	---------

Magisterial District Average: Class of County Average:

-22.1	-20.59%	-22.20%
-------	---------	---------

WORKLOAD

Average Total Annual Workload:

Reported	AOPC	
	2011	2012
28,875		

Magisterial District Average: Judicial District Average:

-0.527	-0.53%	-0.53%
--------	--------	--------

Perry County
Magisterial
District
Reestablishment
Plan
2012-2021

INTRODUCTION

In October 2011, the Forty-first Judicial District, Perry County, was notified by the Administrative Office of Pennsylvania Courts (AOPC) of its requirement under 42 Pa. C.S.A. §1503, to participate in the reestablishment of magisterial districts. This event occurs every ten years and is directly related to the Federal decennial census. The following factors were taken into consideration during the development of this plan: guidelines as set forth by AOPC, case filing statistics and work load statistics for Criminal, Non-Traffic, Private Complaint, Traffic, Civil, Landlord/Tenant and Miscellaneous filings in the three Magisterial District Courts in Perry County, as well as population of individual municipalities in each district.

This document has been posted on line at <http://www.perryco.org>, in the individual magisterial district judge's offices within Perry County, the office of the Perry County Commissioners and the Law Library in the Perry County Courthouse, 2 East Main Street, New Bloomfield, Pennsylvania. From February 29, 2012 thru March 30, 2012, public comments will be received in writing and must bear the name and address of the sender and should be emailed to the District Court Administrator at czook@perryco.org or sent via US mail to Christina L. Zook, DCA, Perry County Courthouse, PO Box 668, New Bloomfield, Pennsylvania 17068.

Below please find the Magisterial Districts as they exist at the present as well as the plan for maintaining the status quo.

District Court	Current Municipality Jurisdiction	Proposed Municipality Jurisdiction
<p>41-3-03 3351 Susquehanna Trail Duncannon, PA 17020</p> <p>Current MDJ: Daniel McGuire Term expires: January 1, 2018</p> <p>Status: no change proposed</p>	<p>Duncannon Borough Marysville Borough Miller Township New Buffalo Borough Penn Township Rye Township Watts Township Wheatfield Township</p>	<p>SAME</p>
<p>41-3-04 133 South Fifth Street Newport, PA 17074</p> <p>Current MDJ: Michael Schechterly Term expires: January 1, 2018</p> <p>Status: no change proposed</p>	<p>Bloomfield Borough Buffalo Township Centre Township Greenwood Township Howe Township Juniata Township Liverpool Borough Liverpool Township Millerstown Borough Newport Borough Oliver Township Tuscarora Township</p>	<p>SAME</p>
<p>41-3-05 3555 Shermans Valley Road Loysville, PA 17047</p> <p>Current MDJ: Elizabeth Frownfelter Term expires: January 1, 2018</p> <p>Status: no change proposed</p>	<p>Blain Borough Carroll Township Jackson Township Landisburg Borough Northeast Madison Township Saville Township Southwest Madison Township Spring Township Toboyne Township Tyrone Township</p>	<p>SAME</p>

Supporting documents are as follows:

Table 1. Worksheet 1.:

Six-year (2005-2010) average caseload for Perry County District Courts as well as individual magisterial districts (41-3-03, 41-3-04, 41-3-05) average caseload.

Table 2, Worksheet 1.:

Comparison of individual magisterial district's average to entire County District Court caseload.

Table 3, Worksheet 1.:

Perry County's **total** magisterial district average to all other 6th class counties in the Commonwealth.

Table 4, Worksheet 1.:

Perry County's **individual** magisterial district averages to all other 6th class counties in the Commonwealth.

Table 5, Worksheet 1:

Average case WORKLOAD weight.

Table 6, Worksheet 2:

Perry County's individual magisterial district **workload** averages.

Table 7, Worksheet 2:

Comparison of Perry County's magisterial districts average **workload**.

Worksheet 3:

Average caseload, workload and population of the Perry County magisterial districts.

Worksheet 4:

Map of Perry County magisterial districts

41st JUDICIAL DISTRICT MDJ REESTABLISHMENT PLAN JANUARY 2012

TABLE 1: MDJ Six-Year Average Caseloads

Perry County	CR	NT	PC	TR	CV	LT	MD	AVG Caseload
AVERAGE	213	400	908	1461	183	77	20	3262
MDJ 41-3-03	243	419	741	2481	218	89	25	4216
MDJ 41-3-04	207	451	631	1488	233	53	19	3082
MDJ 41-3-05	189	329	1352	419	99	89	16	2493

TABLE 2: Six-Year Perry County to MDJ Caseloads

Perry County	AVG Caseload	Variance
AVERAGE	3262	---
MDJ 41-3-03	4216	29%
MDJ 41-3-04	3082	-5%
MDJ 41-3-05	2493	-24%

TABLE 3: Six-Year County to County Caseloads

County	AVG Caseload	Variance
Perry County	3262	0%
Adams	4,685	44%
Armstrong	3,102	-5%
Bedford	4,795	47%
Bradford	2,929	-10%
Carbon	5,746	76%
Clairon	3,197	-2%
Clearfield	4,066	25%
Clinton	3,283	1%
Columbia	4,690	44%
Crawford	2,577	-21%
Elk	3,002	-8%
Greene	2,838	-13%
Huntingdon	1,727	-47%
Indiana	4,378	34%
Jefferson	3,730	14%
McKean	2,045	-37%
Pike	2,866	-12%
Somerset	4,238	30%
Susquehanna	2,291	-30%
Tioga	2,541	-22%
Venango	2,612	-20%
Warren	1,950	-40%
Wayne	2,165	-34%

TABLE 4: Six-Year MDJ to 6th Class County Caseloads

6th Class	AVG Caseload	Perry County		
		41-3-03 AVG 4216	41-3-04 AVG 3082	41-3-05 AVG 2493
Adams	4,685	11%	52%	88%
Armstrong	3,102	-26%	1%	24%
Bedford	4,795	14%	56%	92%
Bradford	2,929	-31%	-5%	17%
Carbon	5,746	36%	86%	130%
Clairon	3,197	-24%	4%	28%
Clearfield	4,066	-4%	32%	63%
Clinton	3,283	-22%	7%	32%
Columbia	4,690	11%	52%	88%
Crawford	2,577	-39%	-16%	3%
Elk	3,002	-29%	-3%	20%
Greene	2,838	-33%	-8%	14%
Huntingdon	1,727	-60%	-44%	-31%
Indiana	4,378	4%	42%	76%
Jefferson	3,730	-12%	21%	50%
McKean	2,045	-51%	-34%	-18%
Pike	2,866	-32%	-7%	15%
Somerset	4,238	1%	38%	70%
Susquehanna	2,291	-46%	-26%	-8%
Tioga	2,541	-40%	-18%	2%
Venango	2,612	-38%	-15%	5%
Warren	1,950	-54%	-37%	-22%
Wayne	2,165	-49%	-30%	-13%

Table 5: Average Case Workload Weights

Docket Type	Case Weight
CR	36.72
NT (includes PC)	10.74
TR	2.28
CV	11.28
LT	14.48
MD	32.57

**41st JUDICIAL DISTRICT
MDJ REESTABLISHMENT PLAN
JANUARY 2012**

BLE 6: MDJ Six-Year Average WORKLOADS

Perry County	CR	NT	PC	TR	CV	LT	MD	AVG Workload
AVERAGE	7821	4296	9752	3331	2064	1115	651	4147
MDJ 41-3-03	8923	4500	7958	5657	2459	1289	814	4514
MDJ 41-3-04	7601	4844	6777	3393	2628	767	619	3804
MDJ 41-3-05	6940	3533	14520	955	1117	1289	521	4125

TABLE 7: Six-Year Perry County to MDJ WORKLOADS (+/- 15%)

Perry County	AVG Workload	Variance
AVERAGE	4147	
MDJ 41-3-03	4514	8%
MDJ 41-3-04	3804	-9%
MDJ 41-3-05	4125	-1%

**41st JUDICIAL DISTRICT MDJ REESTABLISHMENT
JANUARY 2012**

Based on Avg Filing 2005 through 2010											
41-3-03: McGuire	Pop. 2010	CR	wkld	NT	wkld	PC	wkld	TR	wkld	WKLD	%wkld
Duncannon Boro.	1522	49		79		149		185			
Marysville Boro.	2534	40		80		208		139			
Miller Twp.	1098	12		19		56		16			
New Buffalo Boro.	129	9		4		44		5			
Penn Twp.	3225	66		161		248		455			
Rye Twp.	2364	24		27		81		124			
Watts Twp.	1265	19		24		58		1501			
Wheatfield Twp.	3334	24		28		163		53			
	15471	243	8923	422	4532	1007	10473	2478	565	24493	34%
	34%	38%		30%		37%		57%			
41-3-04: Schechterly											
Bloomfield Boro.	1247	18		29		82		50			
Buffalo Twp.	1219	7		7		33		390			
Centre Twp.	2491	39		26		140		76			
Greenwood Twp.	998	13		26		54		133			
Howe Twp.	393	26		23		60		399			
Juniata Twp.	1412	7		16		34		22			
Liverpool Boro.	955	19		16		80		50			
Liverpool Twp.	1057	14		14		37		86			
Millerstown Boro.	673	2		0		57		62			
Newport Boro.	1574	45		199		82		52			
Oliver Twp.	1931	37		66		101		146			
Tuscarora Twp.	1189	6		8		33		20			
	15139	233	8556	430	4618	793	8517	1486	3388	25079	35%
	33%	36%		30%		30%		34%			
41-3-05: Frownfelter											
Blain Boro.	263	4		4		16		4			
Carroll Twp.	5269	76		80		395		212			
Jackson Twp.	547	4		11		11		7			
Landisburg Boro.	218	4		1		17		12			
NE Madison Twp.	786	4		5		33		12			
Saville Twp.	2502	14		26		117		25			
SW Madison Twp.	999	6		10		28		14			
Spring Twp.	2208	20		383		122		75			
Toboyne Twp.	443	4		13		14		9			
Tyrone Twp.	2124	28		38		174		51			
	15359	164	6022	571	6133	927	9956	421	960	23071	32%
	33%	26%		40%		34%		10%			

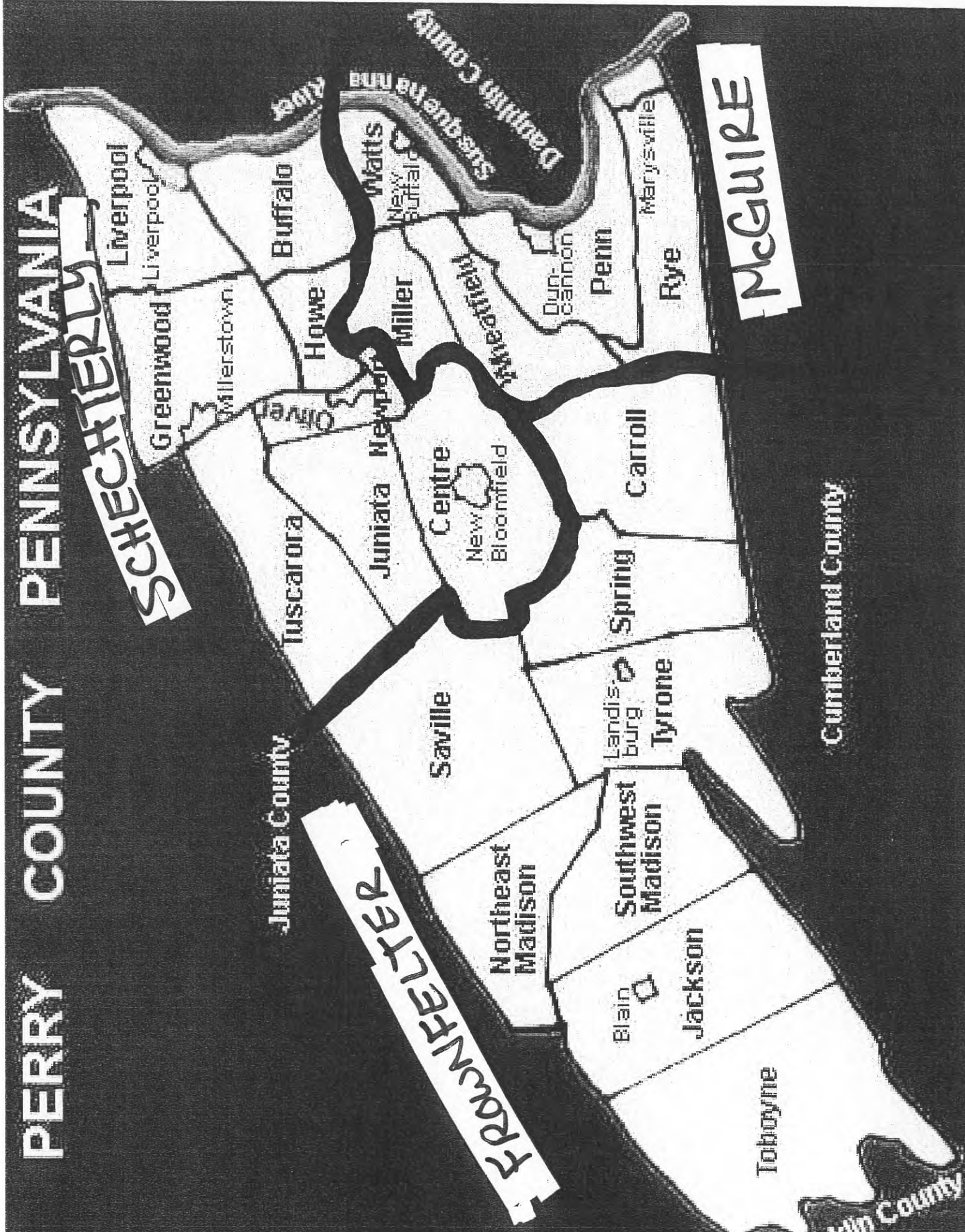
PERRY COUNTY

PENNSYLVANIA

SCHECHTER

McGUIRE

FRANKELTHER



Liverpool

Liverpool

Greenwood

Millerstown

Buffalo

Howe

Miller

Juniata

Centre

New Bloomfield

Carroll

Spring

Landisburg

Tyrone

Saville

Northeast Madison

Southwest Madison

Jackson

Blain

Toboyne

Franklin County

Cumberland County

Franklin County

These tables were created after the plans were posted for public comment and were used in completing the required worksheets.

TABLE 8: 41st Judicial District Average CASELOADS

41st Judicial District	AVG Caseload	Variance
AVERAGE	3005	
MDJ 41-3-01	2898	-4%
MDJ 41-3-02	2335	-22%

TABLE 9: 41st Judicial District WORKLOADS (+/- 15%)

41st Judicial District	AVG Workload	Variance
AVERAGE	3486	
MDJ 41-3-01	2703	-22%
MDJ 41-3-02	2282	-35%

TABLE 8: 41st Judicial District Average CASELOADS

41st Judicial District	AVG Caseload	Variance
AVERAGE	3005	
MDJ 41-3-03	4216	40%
MDJ 41-3-04	3082	3%
MDJ 41-3-05	2493	-17%

TABLE 9: 41st Judicial District WORKLOADS (+/- 15%)

41st Judicial District	AVG Workload	Variance
AVERAGE	3486	
MDJ 41-3-03	4514	29%
MDJ 41-3-04	3804	9%
MDJ 41-3-05	4125	18%



MAGISTERIAL DISTRICT REESTABLISHMENT WORKSHEET

PLEASE SUBMIT ONE COPY OF THIS WORKSHEET FOR EACH MAGISTERIAL DISTRICT.

To enter data, press TAB to move between fields.

I.	MAGISTERIAL DISTRICT COURT NUMBER (#####):	41-3-03
II. BREAKDOWN OF MAGISTERIAL DISTRICT - CASELOAD		
A.	Average Total Caseload:	4,216
B.	Difference (%) between this magisterial district's average total caseload and your judicial district's average total caseload:	40%
C.	Difference (%) between this magisterial district's average total caseload and applicable class of county's average total caseload:	29%
III. BREAKDOWN OF MAGISTERIAL DISTRICT - WORKLOAD		
A.	Average Total Workload:	4,514
B.	Difference (%) between this magisterial district's average total workload and the judicial district's average total workload:	29%
C.	Does this magisterial district have an average total workload that is fifteen percent <i>greater than or less than</i> any other magisterial district within your judicial district:	YES
D.	If YES, how does this difference impact workload equity within your judicial district? Perry county is a 6 th class county but is in the same judicial district as Juniata county, which is a 7 th class county. While this court has a significantly higher workload than the average in the DISTRICT, the workload is only 8% higher than the average workload of PERRY COUNTY.	
IV. PROPOSED CHANGE:		
A.	Please indicate any proposed change in this magisterial district. Check all that apply.	<input checked="" type="checkbox"/> Reestablish <input type="checkbox"/> Realign <input type="checkbox"/> Eliminate
B.	What is the proposed effective date (m/d/yyyy):	1/1/2018
V. MAGISTERIAL DISTRICT INFORMATION:		



MAGISTERIAL DISTRICT REESTABLISHMENT WORKSHEET

A.	Magisterial District Judge Name: Daniel McGuire	
B.	Term Expiration (m/d/yyyy):	1/1/2018
C.	Mandatory Retirement Date (m/d/yyyy):	12/31/2039
D.	Office Location (Street, City and Zip code):	3351 Susquehanna Trail Duncannon 17020
E.	Is the office within the boundaries of the magisterial district:	YES
F.	Is the residence of the magisterial district judge within the boundaries of the magisterial district:	YES
G.	List any police departments located within this magisterial district:	Penn Twp, Marysville Borough
H.	List any major highways within this magisterial district:	322, 11/15
VI.	LIST EXISTING MAGISTERIAL DISTRICT MUNICIPALITIES:	
		Duncannon Borough, Marysville Borough, Miller Twp, New Buffalo Borough, Penn Twp, Rye Twp, Watts Twp, Wheatfield Twp. ✓
VII.	LIST PROPOSED MAGISTERIAL DISTRICT MUNICIPALITIES:	
		Same As Above
VIII.	ADDITIONAL COMMENTS:	
PLEASE SAVE A COPY OF THIS WORKSHEET PRIOR TO ENTERING DATA FOR THE NEXT MAGISTERIAL DISTRICT.		



MAGISTERIAL DISTRICT REESTABLISHMENT WORKSHEET

PLEASE SUBMIT ONE COPY OF THIS WORKSHEET FOR EACH MAGISTERIAL DISTRICT.

To enter data, press TAB to move between fields.

I.	MAGISTERIAL DISTRICT COURT NUMBER (#####):	41-3-04
II. BREAKDOWN OF MAGISTERIAL DISTRICT - CASELOAD		
A.	Average Total Caseload:	3,082
B.	Difference (%) between this magisterial district's average total caseload and your judicial district's average total caseload:	3%
C.	Difference (%) between this magisterial district's average total caseload and applicable class of county's average total caseload:	-6%
III. BREAKDOWN OF MAGISTERIAL DISTRICT - WORKLOAD		
A.	Average Total Workload:	3,804
B.	Difference (%) between this magisterial district's average total workload and the judicial district's average total workload:	9%
C.	Does this magisterial district have an average total workload that is fifteen percent <i>greater than or less than</i> any other magisterial district within your judicial district:	NO
D.	If YES, how does this difference impact workload equity within your judicial district?	
IV. PROPOSED CHANGE:		
A.	Please indicate any proposed change in this magisterial district. Check all that apply.	<input checked="" type="checkbox"/> Reestablish <input type="checkbox"/> Realign <input type="checkbox"/> Eliminate
B.	What is the proposed effective date (m/d/yyyy):	1/1/2018
V. MAGISTERIAL DISTRICT INFORMATION:		
A.	Magisterial District Judge Name: Michael Schechterly	
B.	Term Expiration (m/d/yyyy):	1/1/2018

AOPC

MAGISTERIAL DISTRICT REESTABLISHMENT WORKSHEET

C. Mandatory Retirement Date (<i>m/d/yyyy</i>):	12/31/2032
D. Office Location (Street, City and Zip code):	133 South Fifth Street Newport 17074
E. Is the office within the boundaries of the magisterial district:	YES
F. Is the residence of the magisterial district judge within the boundaries of the magisterial district:	YES
G. List any police departments located within this magisterial district:	Pennsylvania State Police, Newport Barracks; Newport Borough; Oliver Twp
H. List any major highways within this magisterial district:	322
VI. LIST EXISTING MAGISTERIAL DISTRICT MUNICIPALITIES:	Bloomfield Borough, Buffalo Twp, Centre Twp, Greenwood Twp, Hoew Twp, Juniata Twp, Liverpool Borough, Liverpool Twp, Millerstown Borough, Newport Borough, Oliver Twp, Tuscarora Twp. ✓
VII. LIST PROPOSED MAGISTERIAL DISTRICT MUNICIPALITIES:	Same As Above
VIII. ADDITIONAL COMMENTS:	
PLEASE SAVE A COPY OF THIS WORKSHEET PRIOR TO ENTERING DATA FOR THE NEXT MAGISTERIAL DISTRICT.	



MAGISTERIAL DISTRICT REESTABLISHMENT WORKSHEET

PLEASE SUBMIT ONE COPY OF THIS WORKSHEET FOR EACH MAGISTERIAL DISTRICT.

To enter data, press TAB to move between fields.

I.	MAGISTERIAL DISTRICT COURT NUMBER (#####):	41-3-05
II. BREAKDOWN OF MAGISTERIAL DISTRICT - CASELOAD		
A.	Average Total Caseload:	2,493
B.	Difference (%) between this magisterial district's average total caseload and your judicial district's average total caseload:	-17%
C.	Difference (%) between this magisterial district's average total caseload and applicable class of county's average total caseload:	-24%
III. BREAKDOWN OF MAGISTERIAL DISTRICT - WORKLOAD		
A.	Average Total Workload:	4,125
B.	Difference (%) between this magisterial district's average total workload and the judicial district's average total workload:	18%
C.	Does this magisterial district have an average total workload that is fifteen percent <i>greater than or less than</i> any other magisterial district within your judicial district:	YES
D.	<p>If YES, how does this difference impact workload equity within your judicial district?</p> <p>Perry county is a 6th class county but is in the same judicial district as Juniata county, which is a 7th class county. While this court has a slightly higher workload than the average in the DISTRICT, the workload is only 1% lower than the average workload of PERRY COUNTY.</p>	
IV. PROPOSED CHANGE:		
A.	Please indicate any proposed change in this magisterial district. Check all that apply.	<input checked="" type="checkbox"/> Reestablish <input type="checkbox"/> Realign <input type="checkbox"/> Eliminate
B.	What is the proposed effective date (m/d/yyyy):	1/1/2018
V. MAGISTERIAL DISTRICT INFORMATION:		



MAGISTERIAL DISTRICT REESTABLISHMENT WORKSHEET

A.	Magisterial District Judge Name: Elizabeth Frownfelter	
B.	Term Expiration (m/d/yyyy):	1/1/2018
C.	Mandatory Retirement Date (m/d/yyyy):	12/31/2030
D.	Office Location (Street, City and Zip code):	3555 Shermans Valley Road Loysville 17047
E.	Is the office within the boundaries of the magisterial district:	YES
F.	Is the residence of the magisterial district judge within the boundaries of the magisterial district:	YES
G.	List any police departments located within this magisterial district:	None
H.	List any major highways within this magisterial district:	None
VI.	LIST EXISTING MAGISTERIAL DISTRICT MUNICIPALITIES:	
		Blain Borough, Carroll Twp, Jackson Twp, Landisburg Borough, Northeast Madison Twp, Saville Twp, Southwest Madison Twp, Spring Twp, Toboyne Twp, Tyrone Twp. ✓
VII.	LIST PROPOSED MAGISTERIAL DISTRICT MUNICIPALITIES:	
		Same As Above
VIII.	ADDITIONAL COMMENTS:	
PLEASE SAVE A COPY OF THIS WORKSHEET PRIOR TO ENTERING DATA FOR THE NEXT MAGISTERIAL DISTRICT.		