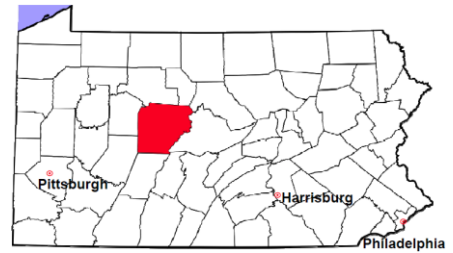


Clearfield County

2012 Population Estimate: 81,184
 Class of County: 6th
 No. of Common Pleas Court Judgeships: 2



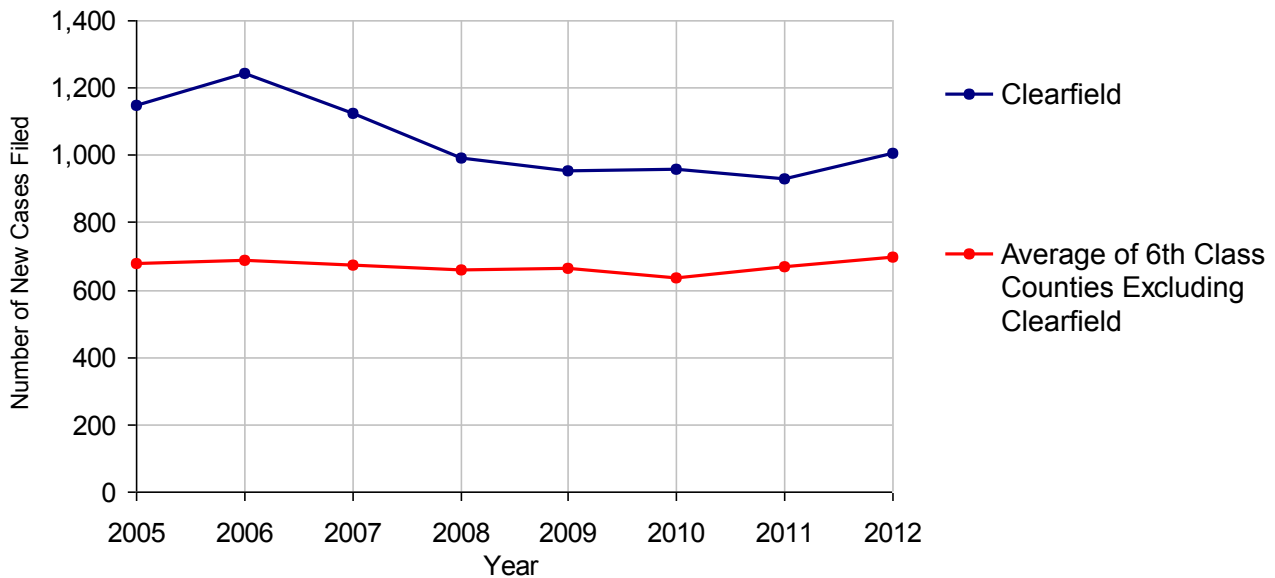
2012 Criminal	No. of Cases
Cases Pending 1/1/2012	471
New Cases Filed in 2012	1,008
Reopened Cases	30
Cases Available for Disposition	1,509
Disposed by:	
Withdrawn/Dismissed	31 2.9%
ARD	122 11.4%
Guilty Plea	648 60.4%
Non-Jury Trial	0
Jury Trial	14 1.3%
Inactive	52 4.8%
Other	206 19.2%
Total Cases Disposed	1,073 100.0%
Cases Pending 12/31/2012	436
Cases Awaiting Sentencing	56



Age of Pending Cases as of 12/31/2012		
0-60 Days	194	44.5%
61-120 Days	89	20.4%
121-180 Days	60	13.8%
181-240 Days	47	10.8%
241-300 Days	20	4.6%
301-360 Days	6	1.4%
Over 360 Days	20	4.6%
Total	436	100.0%

Data provided by CPCMS

Criminal New Cases Filed, 2005-2012

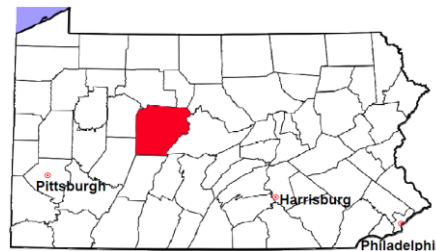


Clearfield County

2012 Population Estimate: 81,184

Class of County: 6th

No. of Common Pleas Court Judgeships: 2



2012 Criminal - New Cases by Case Type

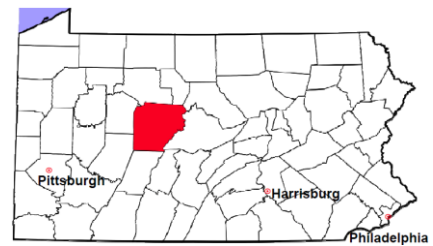


Case Type	Felony	Misdemeanor	Summary /Ungraded	Total
Person	46	85	0	131
Property	183	199	1	383
Drug	69	52	0	121
Weapon	6	5	0	11
Public Order	19	54	0	73
Motor Vehicle - DWI/DUI	0	287	0	287
Motor Vehicle - Other	0	2	0	2
Other	0	0	0	0
Total	323	684	1	1,008
	32.0%	67.9%	0.1%	100.0%

Data provided by CPCMS

Clearfield County

2012 Population Estimate: 81,184
 Class of County: 6th
 No. of Common Pleas Court Judgeships: 2



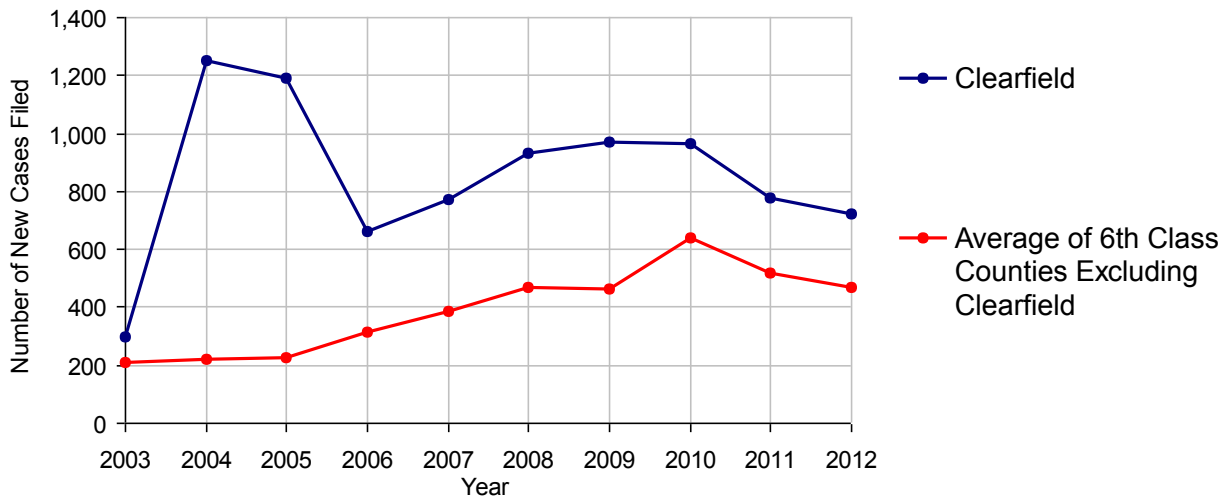
2012 Civil	Civil Action	Other	Total
Cases Pending 1/1/2012	1,065	590	1,655
Docketed Cases	381	341	722
Arbitration Appeals	2	0	2
Transferred In	1	0	1
Returned to Active	1	1	2
Cases Available for Processing	1,450	932	2,382
Disposed By:			
Default Judgments	164	150	314
Cases Decided by Arbitration Board	11	2	13
Dispositive Motions	0	0	0
Settlements	0	0	0
Moved to Inactive Status	3	1	4
Transferred/Withdrawn	9	9	18
Administrative Purge	26	10	36
Other (O)	202	120	322
Jury Trial	2	0	2
Non-Jury Trial	1	0	1
Total Cases Disposed	418	292	710
Cases Pending 12/31/2012	1,032	640	1,672

Age of Pending Cases as of 12/31/2012 (Civil Action Only)

0-6 months	170	16.5%
7-12 months	95	9.2%
13-18 months	61	5.9%
19-24 months	53	5.1%
25-30 months	54	5.2%
31-36 months	56	5.4%
37-42 months	89	8.6%
43-48 months	56	5.4%
49-54 months	47	4.6%
55-60 months	45	4.4%
61-66 months	38	3.7%
67-72 months	39	3.8%
Over 72 months	229	22.2%
Total	1,032	100.0%

(O) - Overinclusive, includes cases disposed by Dispositive Motion and Settlement.

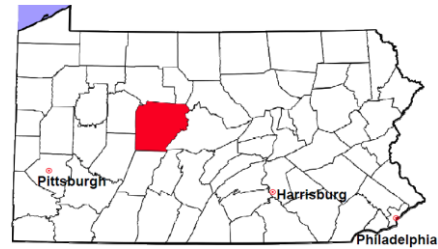
Docketed Cases, 2003-2012



Note: (1) Prior to June 2010, docketed cases under the "Other" category were not reported. The inclusion of these cases starting from June 2010 may contribute to an increase in docketed cases from 2009 to 2010. (2) A sharp increase or decrease may reflect changes in practice or counting methods.

Clearfield County

2012 Population Estimate: 81,184
 Class of County: 6th
 No. of Common Pleas Court Judgeships: 2



2012 Civil - Docketed Cases Listed by Case Type

TORT	103	14.3%
<i>(does not include mass tort)</i>		
Intentional	2	
Malicious Prosecution	0	
Motor Vehicle	57	
Nuisance	0	
Premise Liability	24	
Product Liability	4	
Slander/Libel/Defamation	1	
Other	15	
MASS TORT	0	
Asbestos	0	
Tobacco	0	
Toxic Tort - DES	0	
Toxic Tort - Implant	0	
Toxic Waste	0	
Other	0	
PROFESSIONAL LIABILITY	9	1.2%
Dental	0	
Legal	0	
Medical Malpractice	9	
Other	0	
CONTRACT	268	37.1%
<i>(does not include judgments)</i>		
Buyer Plaintiff	7	
Debt Collection: Credit Card	128	
Debt Collection: Other	106	
Employment Dispute:		
Employment Dispute: Discriminatio	0	
Employment Dispute: Other	3	
Other	24	

REAL PROPERTY	209	28.9%
Ejectment*	11	
Eminent Domain/Condemnation	5	
Ground Rent	0	
Landlord/Tenant Dispute	1	
Mortgage Foreclosure:		
Residential*	131	
Commercial*	8	
Partition of Real Property*	3	
Quiet Title*	22	
Other*	28	
CIVIL APPEALS	72	10.0%
<i>- Administrative Agencies</i>		
Board of Assessment*	0	
Board of Elections*	3	
Dept. of Transportation*	9	
Zoning Board*	0	
Statutory Appeal - Other*	0	
Other*	60	
MISCELLANEOUS	61	8.4%
Common Law/		
Statutory Arbitration*	0	
Declaratory Judgment*	4	
Mandamus*	0	
Non-Domestic Relations		
Restraining Order*	0	
Quo Warranto*	0	
Replevin*	5	
Other*	52	
TOTAL DOCKETED CASES:	722	100%

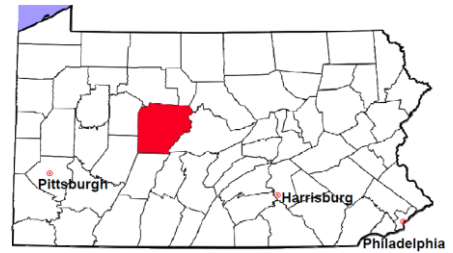
Of the Docketed Cases:

Pro Se Filings: 30 4.2% Class Action Suits: 1 0.1% MDJ Appeals: 57 7.9%

* Civil Other

Clearfield County

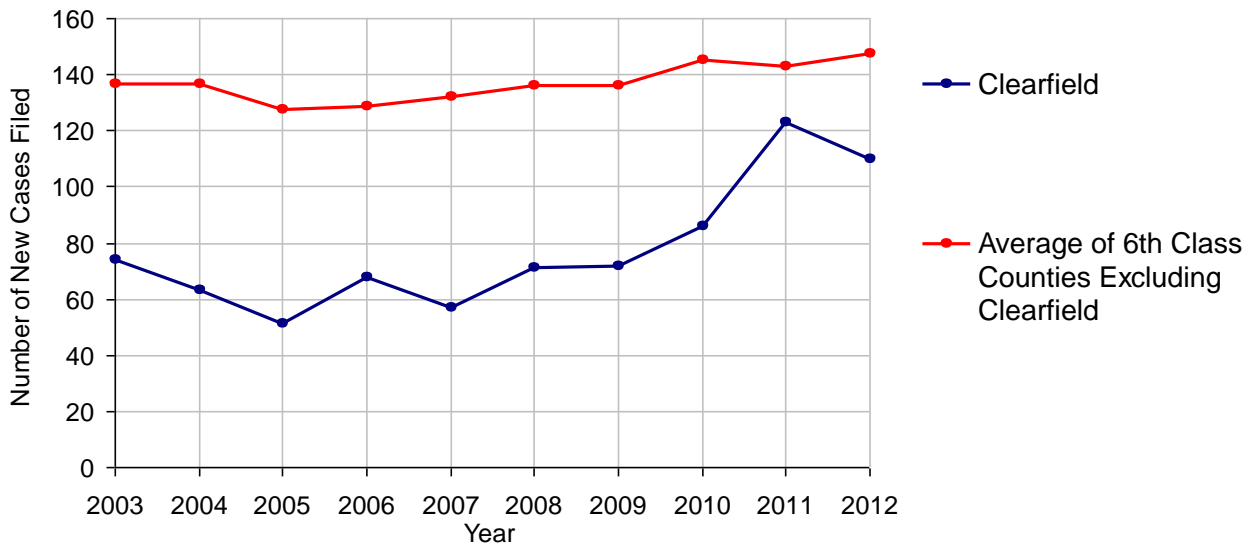
2012 Population Estimate: 81,184
 Class of County: 6th
 No. of Common Pleas Court Judgeships: 2



2012 Protection From Abuse

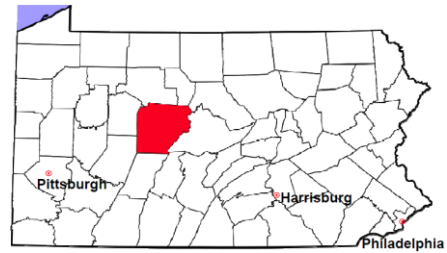
	No. of Petitions
Cases Pending 1/1/2012	5
New Cases Filed in 2012	110
<i>Of these, Petitions Requesting Temporary Orders: 110 (100.0%)</i>	
<i>Temporary Orders DENIED: 5 (4.5%), Temporary Orders GRANTED: 105 (95.5%)</i>	
Cases Available for Processing	115
Processed By:	
Temporary Order DENIED After Ex Parte Hearing and No Evidentiary Hearing Scheduled	5 4.5%
Temporary Order DISMISSED After Evidentiary Hearing and No Final Order Entered	0
Final Order DENIED After Evidentiary Hearing Before a Judge	14 12.7%
Final Order GRANTED After Evidentiary Hearing Before a Judge	40 36.4%
Plaintiff Did Not Appear For Evidentiary Hearing	4 3.6%
Final Order by STIPULATION OR AGREEMENT Between the Parties	45 40.9%
Petition WITHDRAWN by Plaintiff	1 0.9%
TRANSFERRED to Another Jurisdiction	0
DECEASED Party	1 0.9%
Other	0
Cases Processed	110 100.0%
Cases Pending 12/31/2012	5

PFA New Cases Filed, 2003-2012



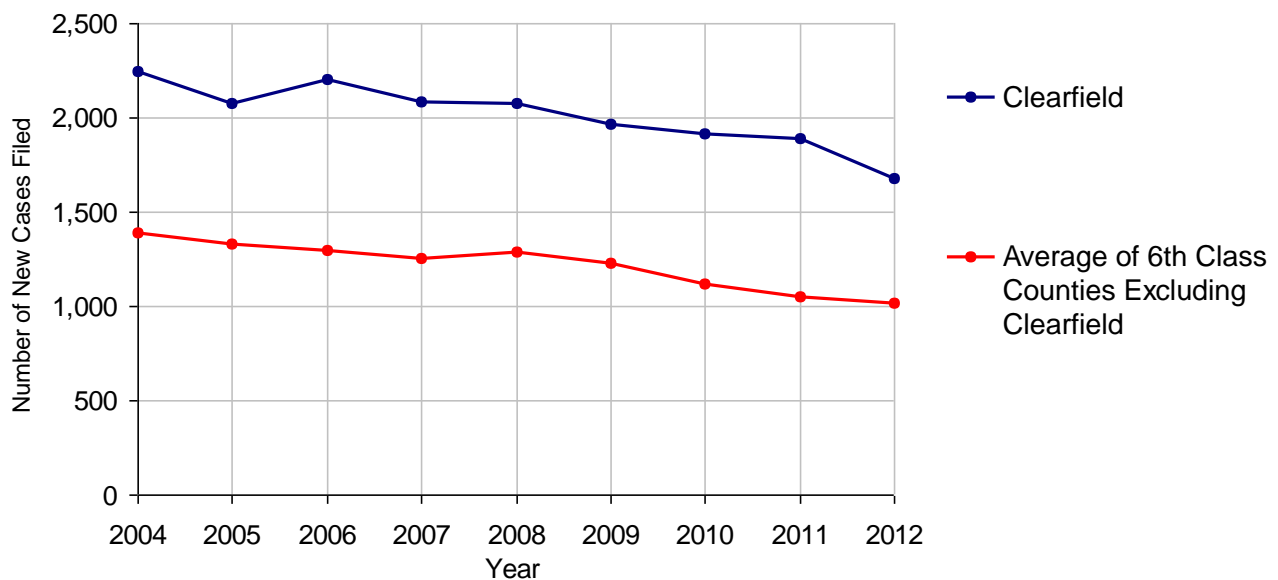
Clearfield County

2012 Population Estimate: 81,184
 Class of County: 6th
 No. of Common Pleas Court Judgeships: 2



2012 Spousal & Child Support	No. of Petitions	
Cases Pending 1/1/2012	233	
New Cases Filed in 2012	1,677	
Dockets Transferred In (+)	29	
Dockets Transferred Out (-)	9	
Cases Available for Processing	1,930	
Processed By:		
Judge	85	4.8%
Intake Officer	1,678	95.0%
Hearing Officer	0	
Other	3	0.2%
Cases Processed	1,766	100.0%
Cases Pending 12/31/2012	164	

Spousal & Child Support New Cases Filed, 2004-2012

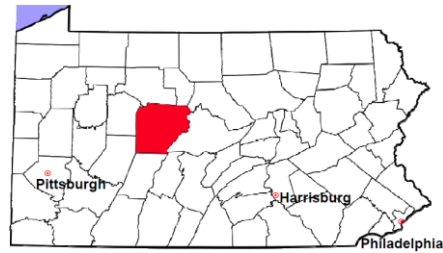


Clearfield County

2012 Population Estimate: 81,184

Class of County: 6th

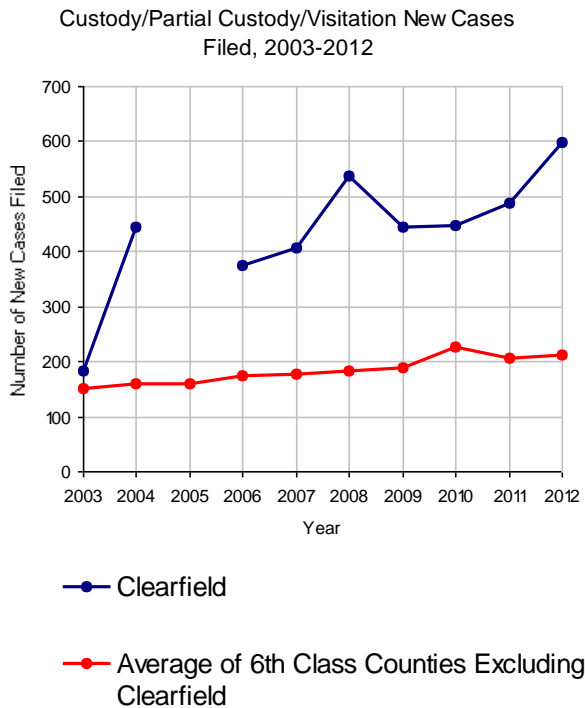
No. of Common Pleas Court Judgeships: 2



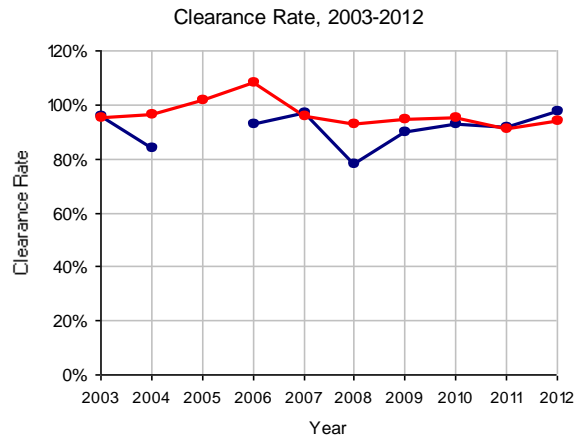
2012 Custody/Partial Custody/Visitation

No. of
Petitions

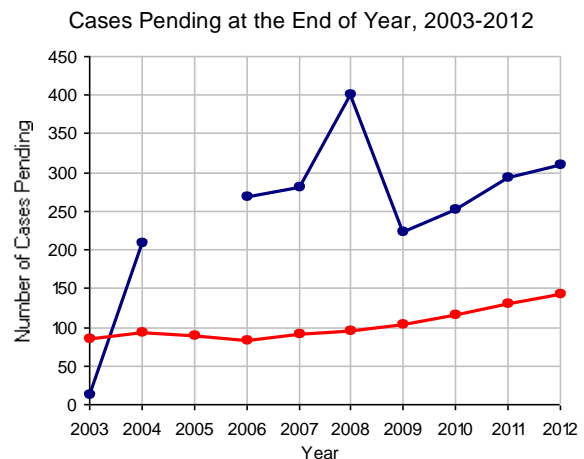
Cases Pending 1/1/2012	293
New Cases Filed in 2012	597
Cases Available for Processing	890
Processed By:	
Judge	251 43.2%
Non-Judicial Officer	78 13.4%
Other	252 43.4%
Cases Processed	581 100.0%
Cases Pending 12/31/2012	309



Note: Data for 2005 are not available.

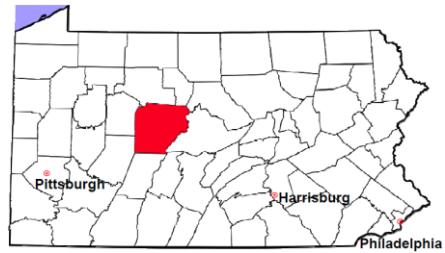


Note: Clearance Rate = Cases Processed / New Cases Filed



Clearfield County

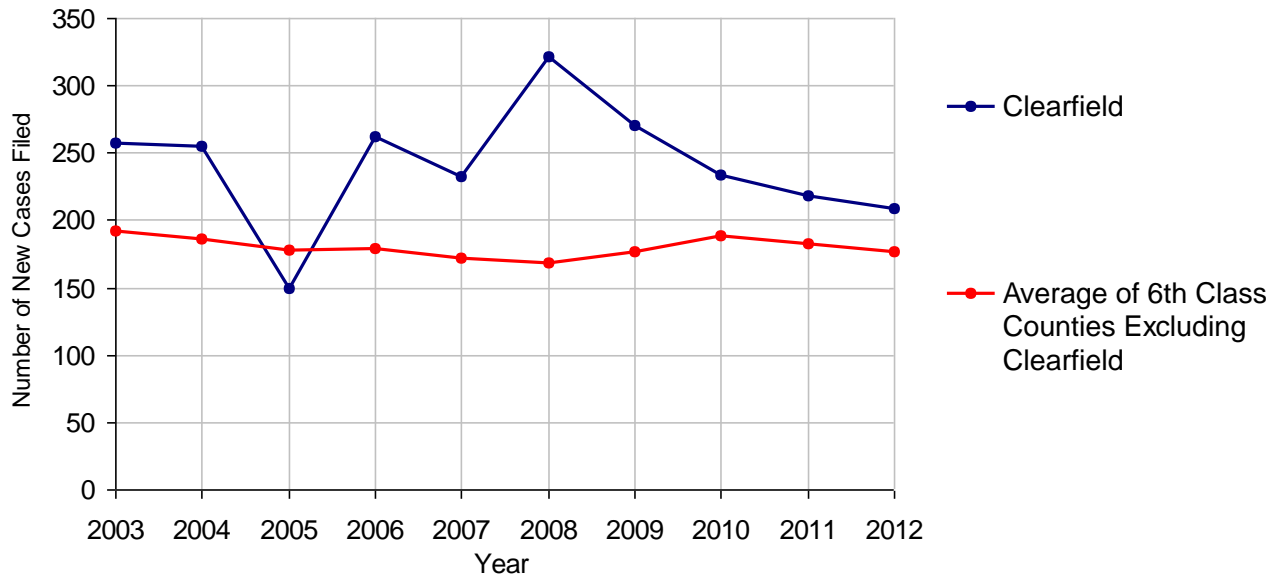
2012 Population Estimate: 81,184
 Class of County: 6th
 No. of Common Pleas Court Judgeships: 2



2012 Divorce

	No. of Petitions	
Cases Pending 1/1/2012	339	
New Cases Filed in 2012	209	
Cases Available for Processing	548	
Processed By:		
Contested Before a Judge	20	9.7%
Contested Before a Master	4	1.9%
Uncontested	171	82.6%
Other	12	5.8%
Cases Processed	207	100.0%
Cases Pending 12/31/2012	341	

Divorce New Cases Filed, 2003-2012

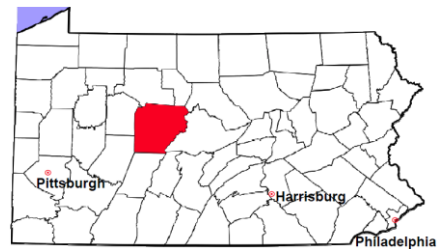


Clearfield County

2012 Population Estimate: 81,184

Class of County: 6th

No. of Common Pleas Court Judgeships: 2



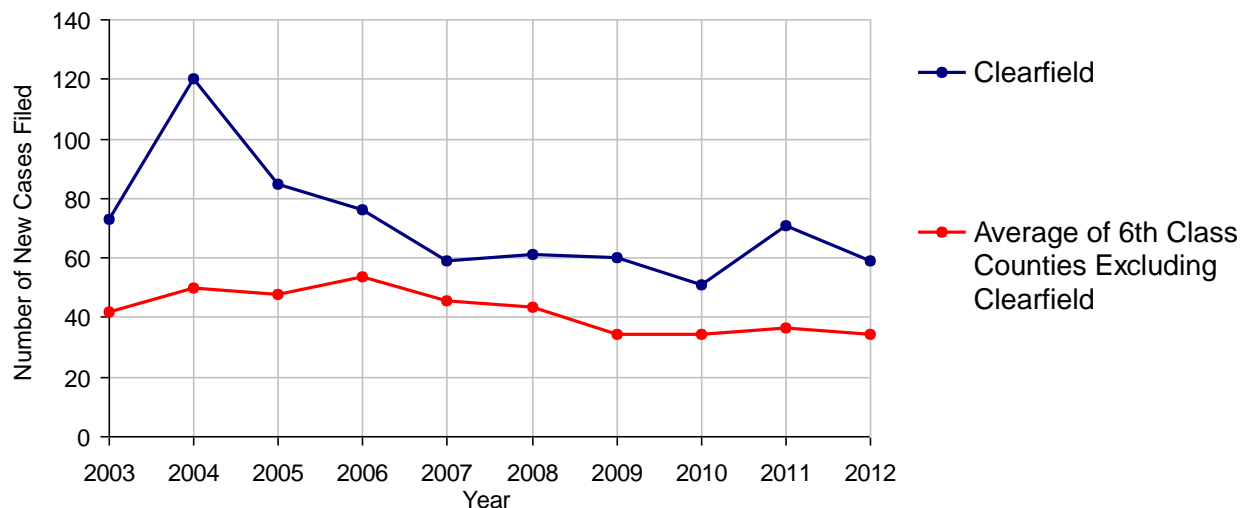
2012 Juvenile Dependency - Active Dependent Inventory



	Abuse/ Neglect	Status Offenses	Total
Cases Pending 1/1/2012	2	1	3
New Petitions Filed in 2012	34	25	59
Other	1	0	1
Total Petitions Available for Processing	37	26	63
Processed by:			
Adjudicated Dependent			
Judge	27	21	48
Master	0	0	0
Adjudicated NOT Dependent			
Judge	0	0	0
Master	0	0	0
Withdrawn/Dismissed/Inactive	1	0	1
Other	5	2	7
Total Petitions Processed	33	23	56
Cases Pending 12/31/2012	4	3	7

Data provided by CPCMS

Abuse/Neglect and Status Offenses New Cases Filed, 2003-2012



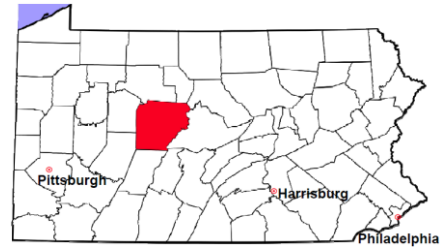
Note: Dependency data for 2002-2010 were collected manually. Dependency data for 2011 and 2012 were provided by CPCMS.

Clearfield County

2012 Population Estimate: 81,184

Class of County: 6th

No. of Common Pleas Court Judgeships: 2



2012 Juvenile Dependency - Adjudicated Dependent Inventory



	Abuse/ Neglect	Status Offenses	Total
Cases Pending 1/1/2012	169	31	200
New Adjudicated Dependent Cases	27	21	48
Other	4	2	6
Total Adjudicated Dependent Cases	200	54	254

Court Supervision Terminated:

Family Reunification	1	1.8%	4	15.4%	5	6.2%
Adoption	1	1.8%	0		1	1.2%
Placement with a Relative/Guardian	33	60.0%	19	73.1%	52	64.2%
Aged Out	3	5.5%	0		3	3.7%
Other Permanency Outcomes*	3	5.5%	0		3	3.7%
Other**	14	25.5%	3	11.5%	17	21.0%
Total Adjudicated Dependent Cases Terminated	55	100.0%	26	100.0%	81	100.0%
Cases Pending 12/31/2012	145		28		173	

Data provided by CPCMS

* Other Permanency Outcomes include: adjudicated delinquent, death due to natural causes, death due to negligence, emancipation, permanent living arrangement, and parent has come forward.

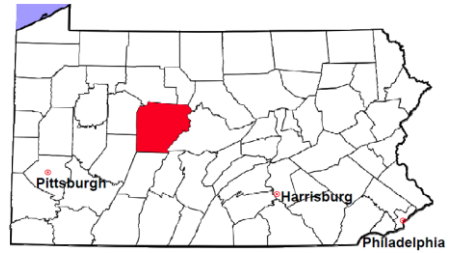
** Other includes cases where court supervision is terminated due to transfer out of jurisdiction, withdrawal and administrative closure.

Clearfield County

2012 Population Estimate: 81,184

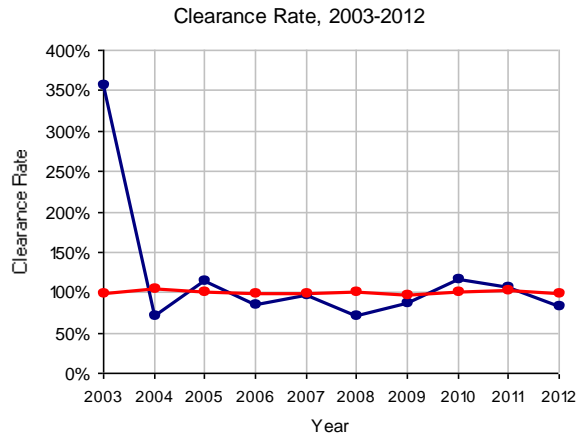
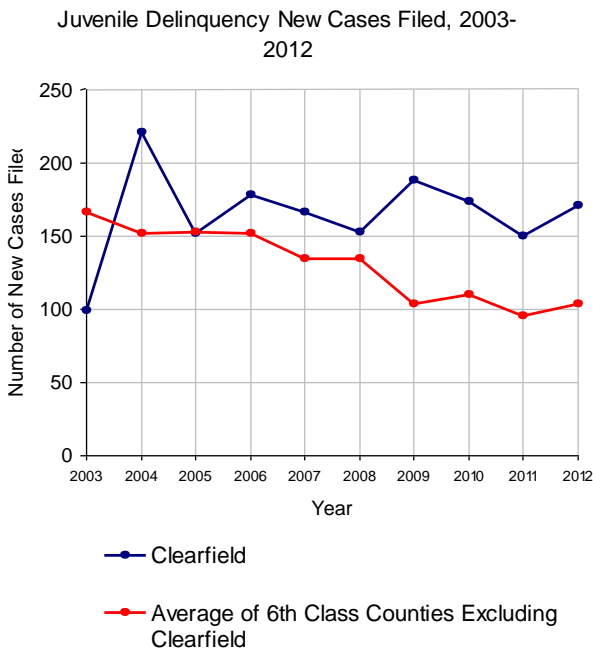
Class of County: 6th

No. of Common Pleas Court Judgeships: 2

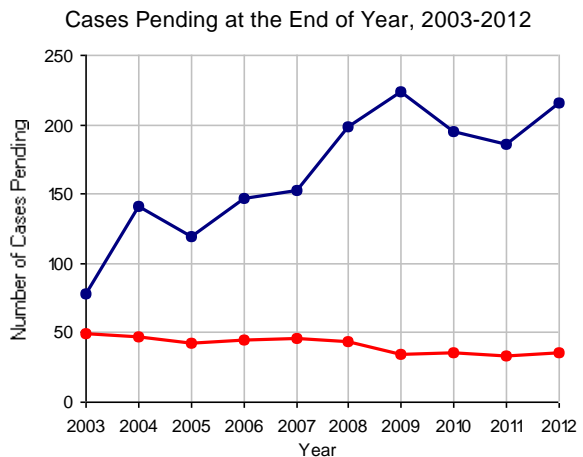


2012 Juvenile Delinquency

	No. of Cases
Cases Pending 1/1/2012	186
New Cases Filed in 2012	171
Cases Available for Processing	357
Processed By:	
Judge	93 66.0%
Non-Judicial Officer	28 19.9%
Other	20 14.2%
Cases Processed	141 100.0%
Cases Pending 12/31/2012	216



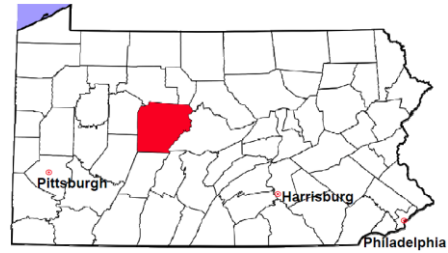
Note: Clearance Rate = Cases Processed / New Cases Filed



Note: A sharp increase or decrease may reflect changes in practice or counting methods.

Clearfield County

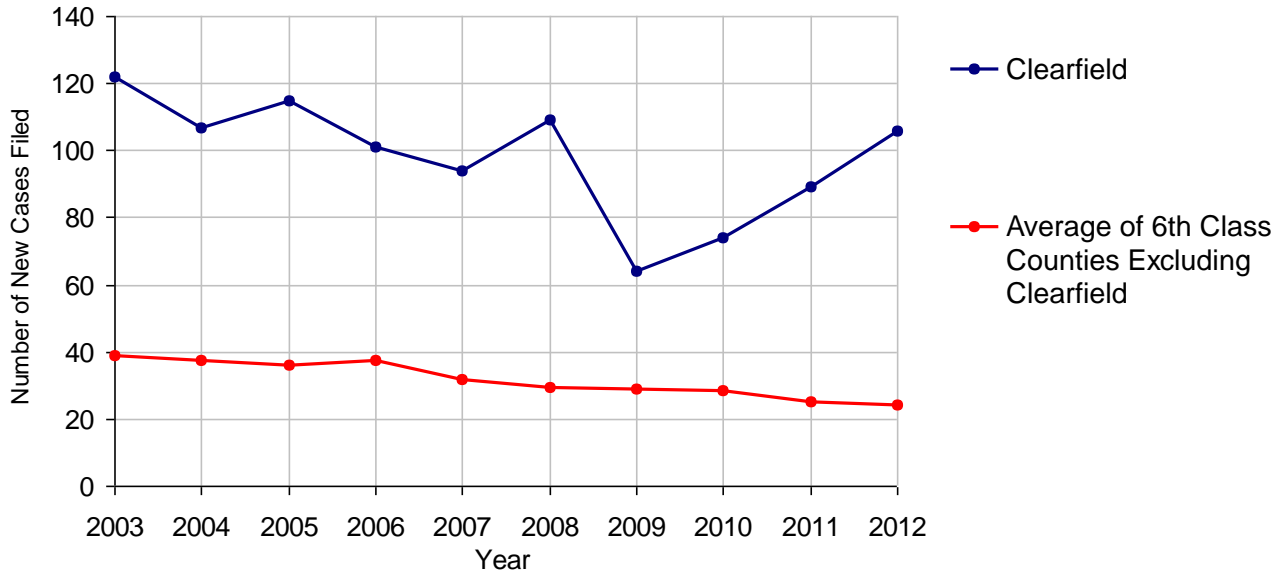
2012 Population Estimate: 81,184
 Class of County: 6th
 No. of Common Pleas Court Judgeships: 2



2012 Accounts

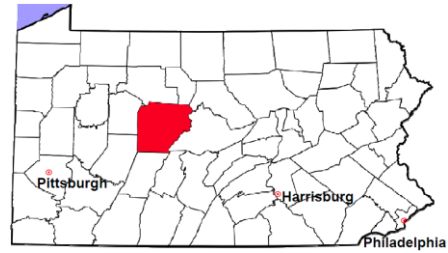
	No. of Cases	
Cases Pending 1/1/2012	4	
New Cases Filed in 2012	106	
Cases Available for Processing	110	
Processed By:		
Contested before a Judge	1	1.0%
Contested before a Non-judicial Officer	1	1.0%
Uncontested	103	98.1%
Other	0	
Cases Processed	105	100.0%
Cases Pending 12/31/2012	5	

Accounts New Cases Filed, 2003-2012



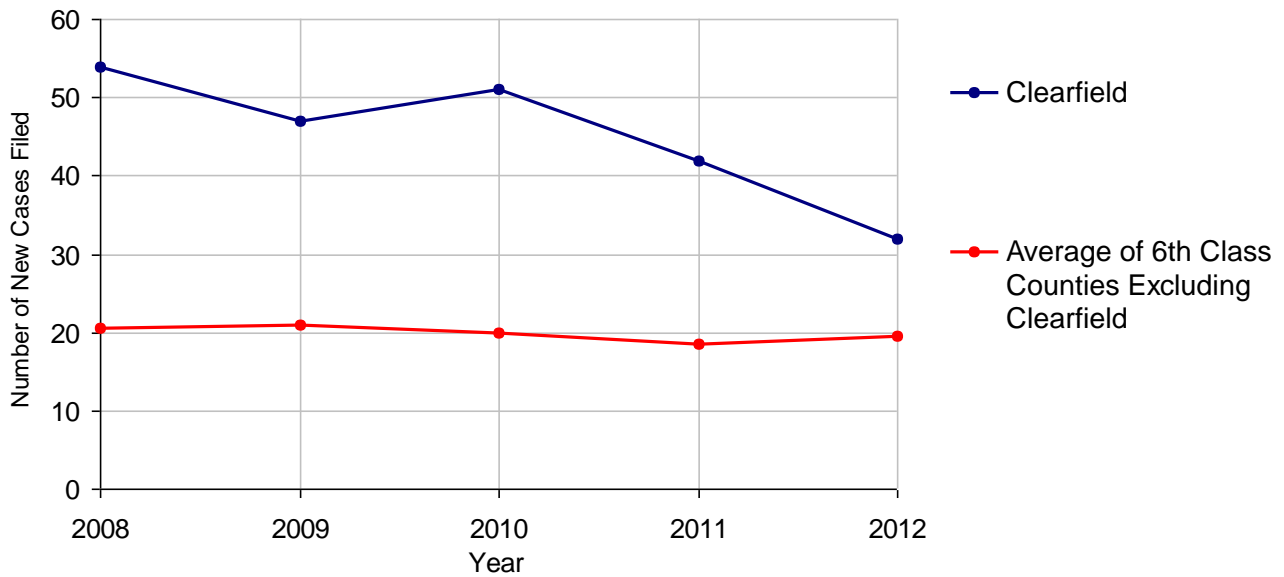
Clearfield County

2012 Population Estimate: 81,184
 Class of County: 6th
 No. of Common Pleas Court Judgeships: 2



2012 Adoptions		No. of Cases	
Cases Pending 1/1/2012		40	
New Cases Filed in 2012		32	
Cases Available for Processing		72	
Processed By:			
Contested before a Judge	Granted	0	
	Denied	0	
Uncontested	Granted	32	100.0%
	Denied	0	
Other		0	
Cases Processed		32	100.0%
Cases Pending 12/31/2012		40	

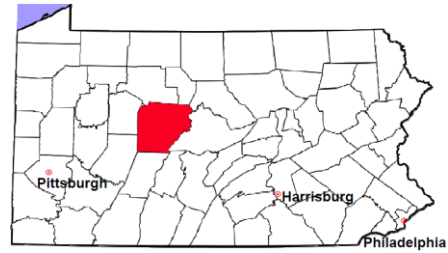
Adoptions New Cases Filed, 2008-2012



Note: Prior to 2008, each petition was counted as one new case, regardless of the number of children listed on the petition. Starting in 2008, each child listed on a petition is counted as a separate case. Therefore, statistics since 2008 should not be compared to statistics prior to 2008.

Clearfield County

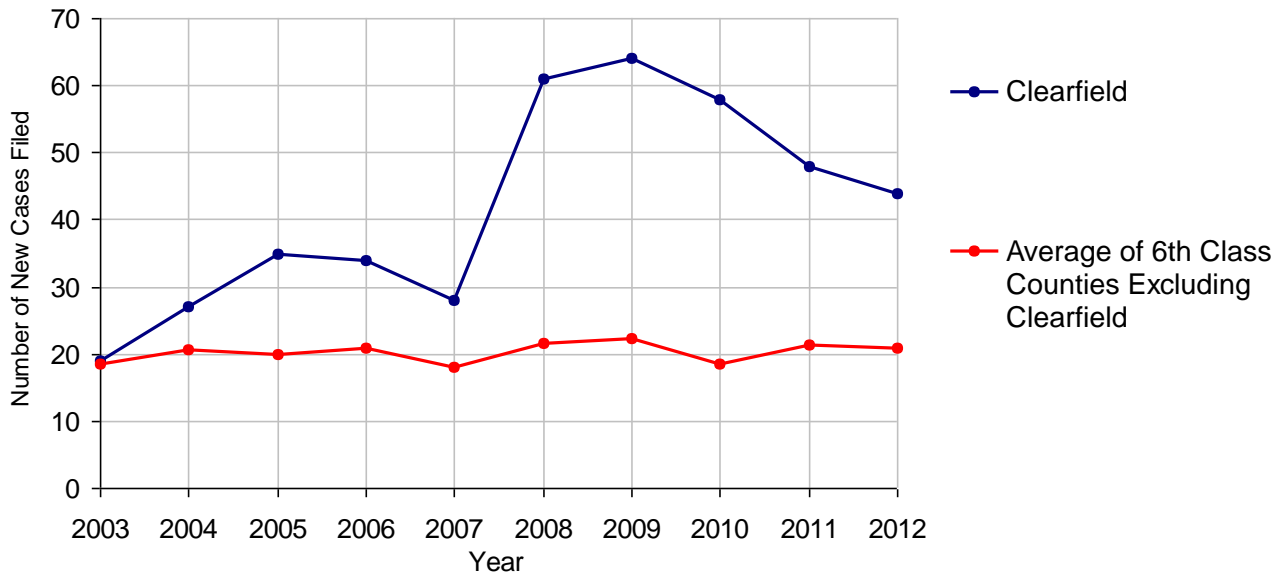
2012 Population Estimate: 81,184
 Class of County: 6th
 No. of Common Pleas Court Judgeships: 2



2012 Relinquishments/Terminations

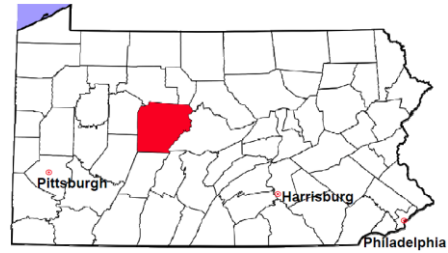
	No. of Cases
Cases Pending 1/1/2012	67
New Cases Filed in 2012	44
Cases Available for Processing	111
Processed By:	
Contested before a Judge	13 40.6%
Uncontested	19 59.4%
Other	0
Cases Processed	32 100.0%
Cases Pending 12/31/2012	79

Relinquishments/Terminations New Cases Filed, 2003-2012



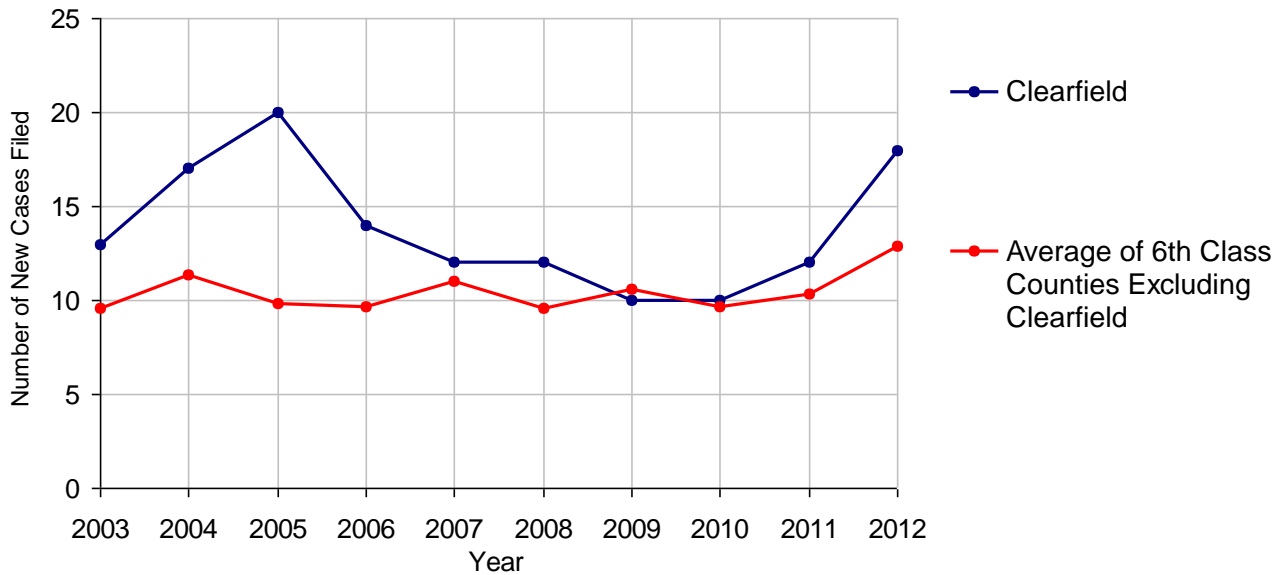
Clearfield County

2012 Population Estimate: 81,184
 Class of County: 6th
 No. of Common Pleas Court Judgeships: 2



2012 Appointment of Guardians		No. of Cases	
Cases Pending 1/1/2012		1	
New Cases Filed in 2012		18	
Cases Available for Processing		19	
Processed By:			
Contested before a Judge		0	
Uncontested		17	94.4%
Other		1	5.6%
Cases Processed		18	100.0%
Cases Pending 12/31/2012		1	

Appointment of Guardians New Cases Filed, 2003-2012



Clearfield County

2012 Population Estimate: 81,184
 Class of County: 6th
 No. of Common Pleas Court Judgeships: 2



2012 Jury Yield and Utilization

Jury Yield

Qualification Questionnaires/Summonses Mailed:	2,341	A		
Returned Undeliverable:	316	B	13.5%	Of Qualification Questionnaires/Summonses Mailed
Not Responded to:	137	C	5.9%	
the Number of Prospective Jurors:				
Disqualified:	26	D	1.1%	
Exempted:	188	E	8.0%	
Excused:	692	F	29.6%	
Deferred to New Term:	52	G	2.2%	
Deferred from Previous Term:	72	H	3.1%	
Total Number of Qualified Jurors Available for Service:	1,002	I	42.8%	

$I = A - B - C - D - E - F - G + H$

Jury Utilization

the Number of Jurors:			
Reporting for Service:	992	99.0%	Of Jurors Qualified and Available
Told Not to Report for Service:	0		
Sent to Courtroom for Jury Selection (Voir Dire):	1,105	111.4%	Of Jurors Reporting for Service
Impanelled or Sworn (jurors/alternates):	506	51.0%	
Removed for Cause/Hardship:	168		
Removed by Peremptory Challenge:	404		

Jury Costs

Total Annual Budget for Juror Operations:	\$79,478.00	J
Average Cost Per Juror:	\$33.95	K

$K = J/A$

In mid-2011, AOPC began utilizing the National Center for State Courts' Jury Managers' Toolbox for collecting jury data. In 2012, the counties began providing additional jury data which included information about the summoning practices in the counties. With this additional data, we can now see not only how many citizens come to our courthouses every day in anticipation of serving on a jury, but the number of citizens actually summonsed and the number of those summonsed who are exempt, excused or disqualified from service. With this wider view of the jury process, we can determine the efficiency with which our courts operate, and with the assistance of the Jury Managers' Toolbox find guidance in streamlining the jury summoning practices.