

# Pennsylvania Statewide Common Pleas Caseload Statistics

2016 Population Estimate: 12,784,227

No. of Common Pleas Court Judgeships: 451

<b>2016 Criminal</b>	<b>No. of Cases</b>
Cases Pending 1/1/2016	80,831 <sup>(R)</sup>
New Cases Filed in 2016	168,038
Reopened Cases	10,825
<b>Cases Available for Processing</b>	<b>259,694</b>
<b>Processed by:</b>	
Withdrawn/Dismissed	10,969 6.1%
Diversionsary Disposition*	32,312 18.1%
Guilty Plea	121,001 67.6%
Non-Jury Trial	3,608 2.0%
Jury Trial	1,920 1.1%
Inactive	8,200 4.6%
Other	981 0.5%
<b>Total Cases Processed</b>	<b>178,991 100.0%</b>
<b>Cases Pending 12/31/2016</b>	<b>80,703</b>
Cases Awaiting Sentencing	7,485

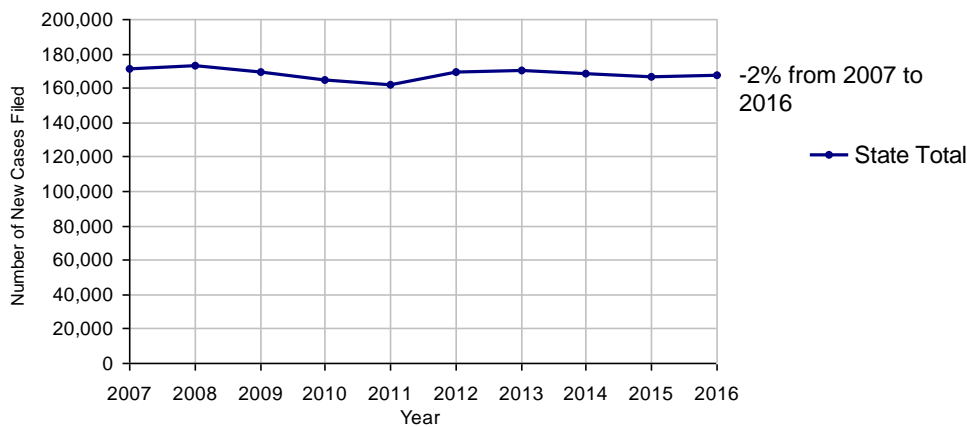
<b>Age of Pending Cases as of 12/31/2016</b>		
0-60 Days	25,235	31.3%
61-120 Days	19,189	23.8%
121-180 Days	10,878	13.5%
181-240 Days	6,914	8.6%
241-300 Days	4,623	5.7%
301-360 Days	3,230	4.0%
Over 360 Days	10,634	13.2%
<b>Total</b>	<b>80,703</b>	<b>100.0%</b>

(R) - Revised

Data provided by CPCMS

\* Includes other diversionsary programs such as Veterans Court.

**Criminal New Cases Filed, 2007-2016**



# Pennsylvania Statewide Common Pleas Caseload Statistics

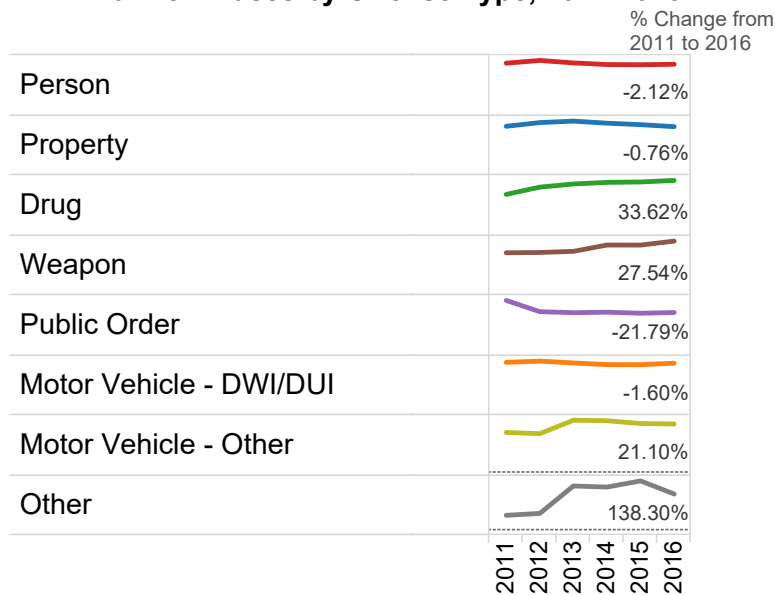
2016 Population Estimate: 12,784,227  
 No. of Common Pleas Judgeships: 451

## 2016 Criminal - New Cases by Offense Type

Case Type	Felony	Misdemeanor	Summary	Total	
Person	12,770	12,554	58	<b>25,382</b>	<b>15.1%</b>
Property	23,278	19,629	191	<b>43,098</b>	<b>25.6%</b>
Drug	14,030	23,355	21	<b>37,406</b>	<b>22.3%</b>
Weapon	3,911	724	10	<b>4,645</b>	<b>2.8%</b>
Public Order	3,597	8,840	76	<b>12,513</b>	<b>7.4%</b>
Motor Vehicle - DWI/DUI	0	43,533	17	<b>43,550</b>	<b>25.9%</b>
Motor Vehicle - Other	101	755	28	<b>884</b>	<b>0.5%</b>
Other	502	56	2	<b>560</b>	<b>0.3%</b>
<b>Total</b>	<b>58,189</b>	<b>109,446</b>	<b>403</b>	<b>168,038</b>	<b>100.0%</b>
	<b>34.6%</b>	<b>65.1%</b>	<b>0.2%</b>	<b>100.0%</b>	

Data provided by CPCMS

### Criminal New Cases by Offense Type, 2011-2016



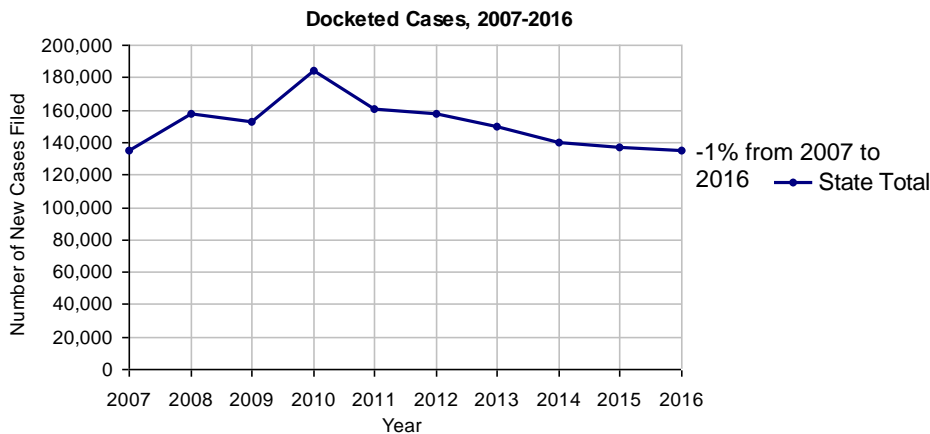
# Pennsylvania Statewide Common Pleas Caseload Statistics

2016 Population Estimate: 12,784,227

No. of Common Pleas Court Judgeships: 451

<b>2016 Civil</b>	<b>Civil Action</b>	<b>Other</b>	<b>Total</b>			
Cases Pending 1/1/2016	163,069 <sup>(R)</sup>	114,945 <sup>(R)</sup>	278,014 <sup>(R)</sup>			
Docketed Cases	77,585	56,900	134,485			
Arbitration Appeals	2,362	132	2,494			
Transferred In	608	39	647			
Returned to Active	2,640	1,638	4,278			
<b>Cases Available for Processing</b>	<b>246,264</b>	<b>173,654</b>	<b>419,918</b>			
Processed By:						
Default Judgments	14,406	19,215	33,621	0-6 months	36,682	23.2%
Cases Decided by Arbitration Board	5,672	592	6,264	7-12 months	21,892	13.9%
Dispositive Motions	3,450	3,742	7,192	13-18 months	16,571	10.5%
Settlements	21,678	8,007	29,685	19-24 months	12,876	8.2%
Moved to Inactive Status	1,726	950	2,676	25-30 months	10,296	6.5%
Transferred/Withdrawn	3,305	1,919	5,224	31-36 months	8,149	5.2%
Dismissed/Discontinued	16,413	8,521	24,934	37-42 months	7,003	4.4%
Administrative Purge	15,382	12,942	28,324	43-48 months	5,759	3.6%
Other	4,516	3,313	7,829	49-54 months	5,147	3.3%
Jury Trial	682	46	728	55-60 months	5,882	3.7%
Non-Jury Trial	1,074	686	1,760	61-66 months	5,676	3.6%
<b>Total Cases Processed</b>	<b>88,304</b>	<b>59,933</b>	<b>148,237</b>	67-72 months	7,687	4.9%
<b>Cases Pending 12/31/2016</b>	<b>157,960</b>	<b>113,721</b>	<b>271,681</b>	Over 72 months	14,340	9.1%
				<b>Total</b>	<b>157,960</b>	<b>100.0%</b>

(R) - Revised



Note: Prior to June 2010, docketed cases under the "Other" category were not reported. The inclusion of these cases starting from June 2010 may contribute to an increase in docketed cases from 2009 to 2010.

# Pennsylvania Statewide Common Pleas Caseload Statistics

2016 Population Estimate: 12,784,227

No. of Common Pleas Court Judgeships: 451

## 2016 Civil - Docketed Cases Listed by Case Type

<b>TORT</b>	<b>34,052</b>	<b>25.3%</b>	<b>REAL PROPERTY</b>	<b>39,703</b>	<b>29.5%</b>
<i>(does not include mass tort)</i>					
Intentional	675		Ejectment*	4,671	
Malicious Prosecution	149		Eminent Domain/Condemnation*	945	
Motor Vehicle	20,139		Ground Rent	14	
Nuisance	50		Landlord/Tenant Dispute	3,045	
Premise Liability	7,186		Mortgage Foreclosure:		
Product Liability	609		Residential*	25,429	
Slander/Libel/Defamation	187		Commercial*	1,575	
Other	5,057		Partition of Real Property*	308	
<b>MASS TORT</b>	<b>1,902</b>	<b>1.4%</b>	Quiet Title*	1,635	
Asbestos	468		Other*	2,081	
Tobacco	1		<b>CIVIL APPEALS</b>	<b>12,126</b>	<b>9.0%</b>
Toxic Tort - DES	0		<i>- Administrative Agencies</i>		
Toxic Tort - Implant	1		Board of Assessment*	4,953	
Toxic Waste	0		Board of Elections*	398	
Other	1,432		Dept. of Transportation*	4,048	
<b>PROFESSIONAL LIABILITY</b>	<b>2,134</b>	<b>1.6%</b>	Zoning Board*	304	
Dental	76		Statutory Appeal - Other*	623	
Legal	199		Other*	1,800	
Medical Malpractice	1,541		<b>MISCELLANEOUS</b>	<b>8,130</b>	<b>6.0%</b>
Other	318		Common Law/		
<b>CONTRACT</b>	<b>36,438</b>	<b>27.1%</b>	Statutory Arbitration*		
<i>(does not include judgments)</i>					
Buyer Plaintiff	3,478		Declaratory Judgment*		
Debt Collection: Credit Card	10,983		Mandamus*		
Debt Collection: Other	12,023		Non-Domestic Relations		
Employment Dispute: Discrimination	134		Restraining Order*		
Employment Dispute: Other	362		Quo Warranto*		
Other	9,458		Replevin*		
			Other*		
			<b>TOTAL DOCKETED CASES:</b>	<b>134,485</b>	<b>100.0%</b>

### Of the Docketed Cases:

Pro Se Filings: 7,153 5.3%      Class Action Suits 202 0.2%      MDJ Appeals: 6,179 4.6%

\* Civil Other

# Pennsylvania Statewide Common Pleas Caseload Statistics

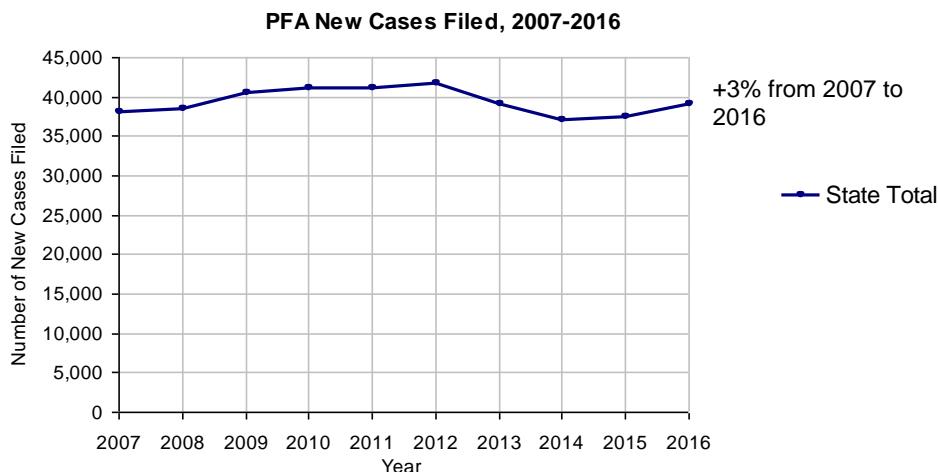
2016 Population Estimate: 12,784,227

No. of Common Pleas Court Judgeships: 451

<b>2016 Protection From Abuse</b>	<b>No. of Petitions</b>	
Cases Pending 1/1/2016	4,966 (R)	
New Cases Filed in 2016	39,056	
<i>Of these, Petitions Requesting Temporary Orders: 38,764 (99.3%)</i>		
<i>Temporary Orders DENIED: 4,363 (11.3%), Temporary Orders GRANTED: 34,245 (88.3%)</i>		
<b>Cases Available for Processing</b>	<b>44,022</b>	
Processed By:		
Temporary Order DENIED After Ex Parte Hearing and No Evidentiary Hearing Scheduled	1,722	4.5%
Temporary Order DISMISSED After Evidentiary Hearing and No Final Order Entered	2,234	5.9%
Final Order DENIED After Evidentiary Hearing Before a Judge or a Judicial Officer	1,836	4.8%
Final Order GRANTED After Evidentiary Hearing Before a Judge or a Judicial Officer	6,566	17.2%
Plaintiff Did Not Appear For Evidentiary Hearing	10,791	28.3%
Final Order by STIPULATION OR AGREEMENT Between the Parties	6,903	18.1%
Petition WITHDRAWN by Plaintiff	7,658	20.1%
TRANSFERRED to Another Jurisdiction	14	<0.1%
Other	379	1.0%
<b>Cases Processed</b>	<b>38,103</b>	<b>100.0%</b>
<b>Cases Pending 12/31/2016</b>	<b>5,919</b>	

(R) - Revised

Mercer County: The combined number of Temporary Orders Denied and Granted does NOT equal the number of Petitions Requesting Temporary Orders due to petitions that decide not to proceed prior to an initial hearing.



# Pennsylvania Statewide Common Pleas Caseload Statistics

2016 Population Estimate: 12,784,227

No. of Common Pleas Court Judgeships: 451

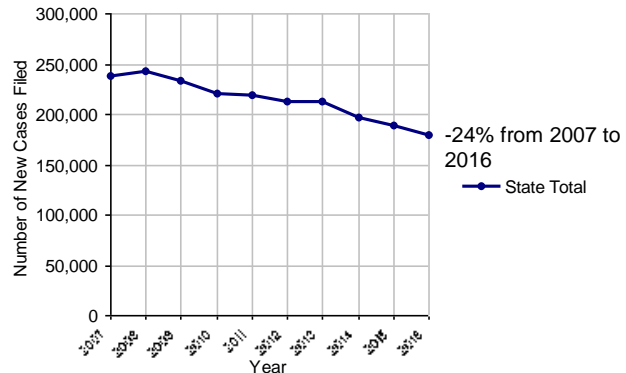
2016 Spousal & Child Support		No. of Petitions
Cases Pending 1/1/2016		58,636
New Cases Filed in 2016		179,713
Dockets Transferred In (+)		2,653
Dockets Transferred Out (-)		2,530
<b>Cases Available for Processing</b>		<b>238,472</b>
Processed By:		
Judge	6,658	3.6%
Intake Officer	160,195	86.1%
Hearing Officer	19,060	10.2%
Other	84	<0.1%
<b>Cases Processed</b>	<b>185,997</b>	<b>100.0%</b>
<b>Cases Pending 12/31/2016</b>		<b>52,475</b>

Data provided by PACSES

2016 Paternity		No. of Cases
<b>Acknowledgements Filed:</b>		
Non-Domestic Relations Section	19,533	78.9%
During Conference	4,112	16.6%
Non-Stipulated (post genetic test)	297	1.2%
Pre-Trial Conference	827	3.3%
<b>Total</b>	<b>24,769</b>	<b>100.0%</b>
<b>Established:</b>		
Stipulated by Genetic Tests	3,237	36.7%
Default - Father Failed to Appear	1,798	20.4%
Adjudication by Court Proceeding	143	1.6%
Out of State	3,640	41.3%
<b>Total</b>	<b>8,818</b>	<b>100.0%</b>
<b>Cases Pending 12/31/2016</b>		<b>14,184</b>

Data provided by PACSES

Spousal & Child Support New Cases Filed, 2007-2016



## DEFINITIONS:

### ACKNOWLEDGEMENTS FILED:

**NON-DOMESTIC RELATIONS SECTION:** The voluntary Acknowledgement of Paternity by the alleged father.

**DURING CONFERENCE:** The alleged father signed the Acknowledgement of Paternity-Waiver of Trial (PE-010) at the initial child support conference.

**NON-STIPULATED (POST GENETIC TEST):** The alleged father signed the Acknowledgement of Paternity-Waiver of Trial after genetic tests were conducted and resulted in the alleged father being determined to be the biological father.

**PRE-TRIAL CONFERENCE:** The alleged father signed the Acknowledgement of Paternity-Waiver of Trial at the pre-trial conference.

### ESTABLISHED:

**STIPULATED BY GENETIC TESTS:** The alleged father requested genetic tests and signed a stipulation that if the test results had a 99% or higher probability of paternity then the alleged father would be stipulated as the biological father of the child.

**DEFAULT - FATHER FAILED TO APPEAR:** The alleged father failed to appear after being served for either a support conference, hearing, or genetic test and a default paternity order was entered by the court.

**ADJUDICATION BY COURT PROCEEDING:** The alleged father was determined to be the biological father of the child through a court proceeding.

**OUT OF STATE:** Paternity was established in another state, "Out of state only".

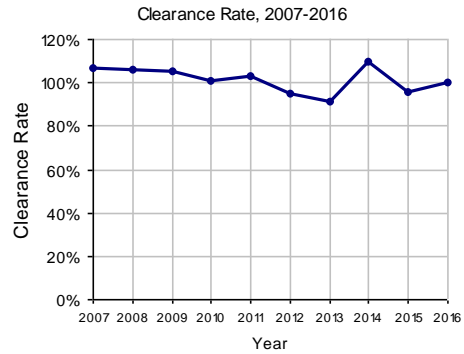
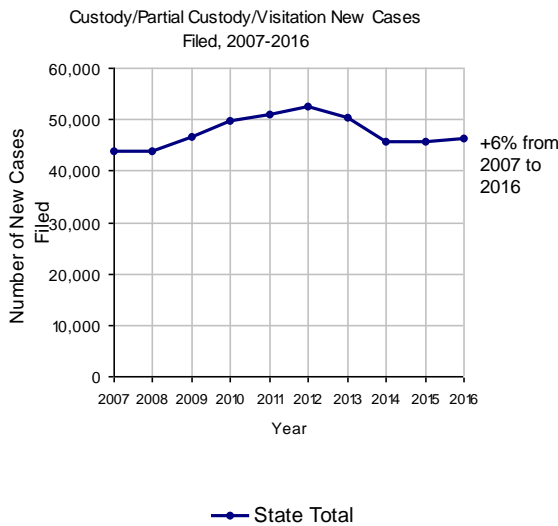
# Pennsylvania Statewide Common Pleas Caseload Statistics

2016 Population Estimate: 12,784,227

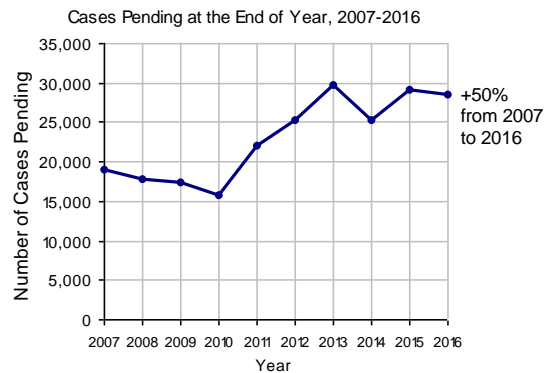
No. of Common Pleas Court Judgeships: 451

<b>2016 Custody/Partial Custody/Visitation</b>	<b>No. of Petitions</b>	
Cases Pending 1/1/2016	28,525 <sup>(R)</sup>	
New Cases Filed in 2016	46,432	
<b>Cases Available for Processing</b>	<b>74,957</b>	
Processed By:		
Judge	15,558	33.4%
Non-Judicial Officer	23,560	50.6%
Other	7,408	15.9%
<b>Cases Processed</b>	<b>46,526</b>	<b>100.0%</b>
<b>Cases Pending 12/31/2016</b>	<b>28,431</b>	

(R) - Revised



Note: Clearance Rate = Cases Processed / New Cases Filed



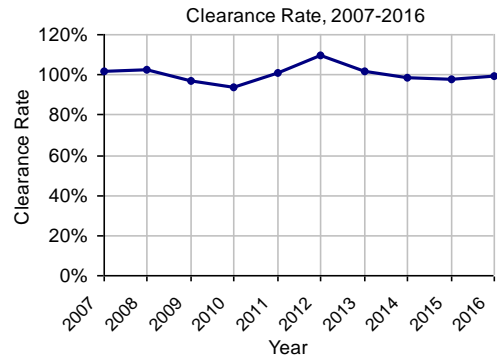
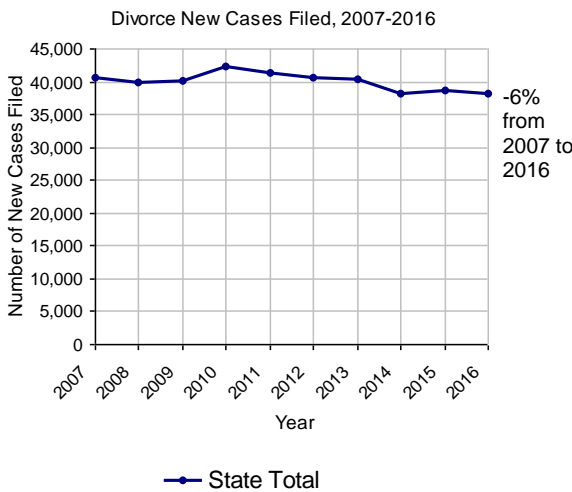
# Pennsylvania Statewide Common Pleas Caseload Statistics

2016 Population Estimate: 12,784,227

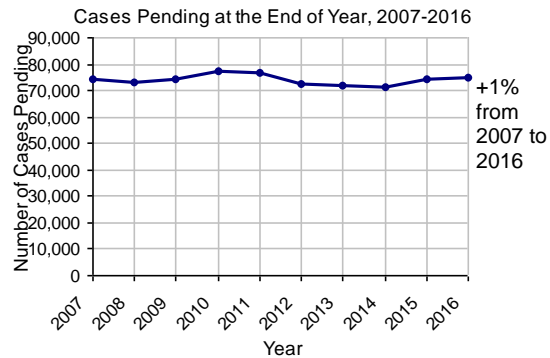
No. of Common Pleas Court Judgeships: 451

<b>2016 Divorce</b>	<b>No. of Petitions</b>	
Cases Pending 1/1/2016	74,448 <sup>(R)</sup>	
New Cases Filed in 2016	38,070	
<b>Cases Available for Processing</b>	<b>112,518</b>	
Processed By:		
Contested Before a Judge	5,276	14.0%
Contested Before a Master	1,990	5.3%
Uncontested	27,481	72.9%
Other	2,975	7.9%
<b>Cases Processed</b>	<b>37,722</b>	<b>100.0%</b>
<b>Cases Pending 12/31/2016</b>	<b>74,796</b>	

(R) - Revised



Note: Clearance Rate = Cases Processed / New Cases Filed





# Pennsylvania Statewide Common Pleas Caseload Statistics

2016 Population Estimate: 12,784,227

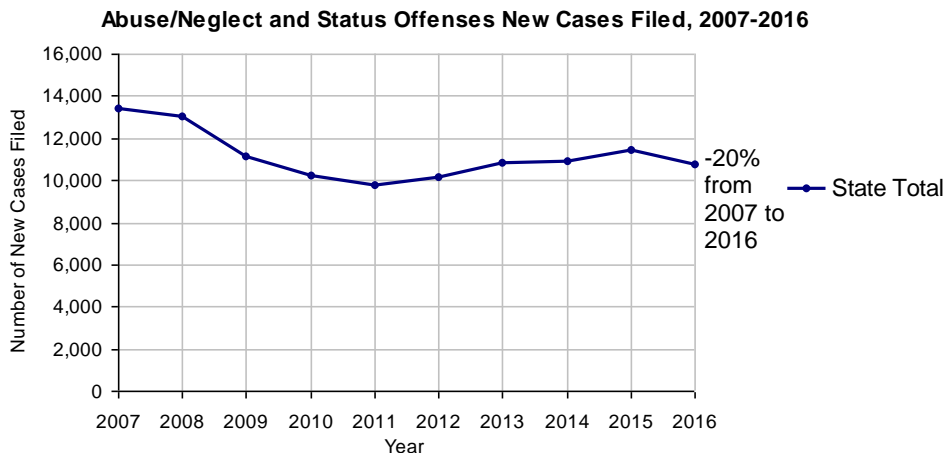
No. of Common Pleas Court Judgeships: 451

## 2016 Juvenile Dependency - Petitions Pending Adjudication

	Abuse/ Neglect	Status Offenses	Total
Cases Pending 1/1/2016	1,334	108	1,442 <sup>(R)</sup>
New Petitions Filed in 2016	10,333	469	10,802
Other	1,730	85	1,815
<b>Total Petitions Available for Processing</b>	<b>13,397</b>	<b>662</b>	<b>14,059</b>
Processed by:			
Adjudicated Dependent			
Judge	7,054	267	7,321
Master	2,208	131	2,339
Adjudicated NOT Dependent			
Judge	1,063	30	1,093
Master	241	9	250
Withdrawn/Dismissed/Inactive	911	37	948
Other	617	63	680
<b>Total Petitions Processed</b>	<b>12,094</b>	<b>537</b>	<b>12,631</b>
<b>Cases Pending 12/31/2016</b>	<b>1,303</b>	<b>125</b>	<b>1,428</b>

(R) - Revised

Data provided by CPCMS



Note: Prior to 2011, dependency data were collected manually. Starting from 2011, dependency data were provided by CPCMS.

# Pennsylvania Statewide Common Pleas Caseload Statistics

2016 Population Estimate: 12,784,227

No. of Common Pleas Court Judgeships: 451

---

## 2016 Juvenile Dependency - Adjudicated Dependent Inventory

---

	Abuse/ Neglect	Status Offenses	Total
Cases Pending 1/1/2016	19,144	614	19,758
New Adjudicated Dependent Cases	9,262	398	9,660
Other	250	14	264
<b>Total Adjudicated Dependent Cases</b>	<b>28,656</b>	<b>1,026</b>	<b>29,682</b>

### Court Supervision Terminated:

Family Reunification	2,913	30.9%	116	28.5%	3,029	30.8%
Adoption	1,858	19.7%	10	2.5%	1,868	19.0%
Placement with a Relative/Guardian	2,774	29.4%	154	37.8%	2,928	29.7%
Aged Out	1,117	11.8%	76	18.7%	1,193	12.1%
Other Permanency Outcomes*	211	2.2%	22	5.4%	233	2.4%
Other**	564	6.0%	29	7.1%	593	6.0%
<b>Total Adjudicated Dependent Cases Terminated</b>	<b>9,437</b>	<b>100.0%</b>	<b>407</b>	<b>100.0%</b>	<b>9,844</b>	<b>100.0%</b>
<b>Cases Pending 12/31/2016</b>	<b>19,219</b>		<b>619</b>		<b>19,838</b>	

Data provided by CPCMS

\* Other Permanency Outcomes include: adjudicated delinquent, death due to natural causes, emancipation, permanent living arrangement, and parent has come forward.

\*\* Other includes cases where court supervision is terminated due to transfer out of jurisdiction, withdrawal and administrative closure.

# Pennsylvania Statewide Common Pleas Caseload Statistics

2016 Population Estimate: 12,784,227

No. of Common Pleas Court Judgeships: 451

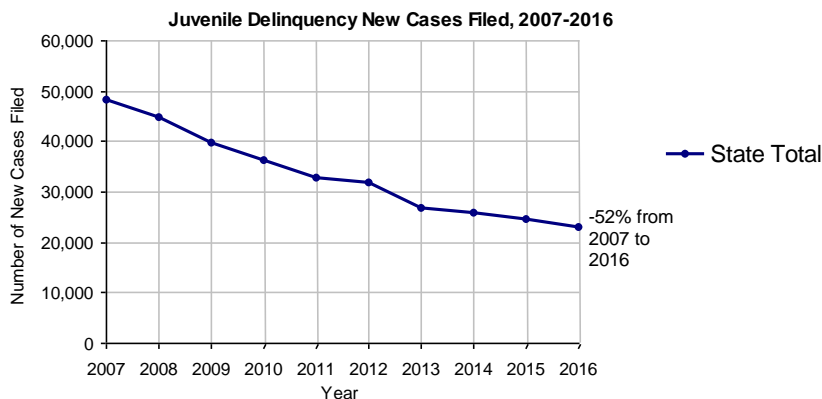
## 2016 Juvenile Delinquency - Cases Pending Disposition

<b>Begin Pending</b>	<b>14,893</b>
New Cases	23,150
Consent Decree Revoked	592
Informal Adjustment Program Revoked	37
Alternative Program Revoked	88
Warrant Returned	1,458
Other	1,580
<b>Total Cases Available for Disposition</b>	<b>41,798</b>
<b>Warrant Issued</b>	<b>1,501</b>
<b>Disposed by:</b>	
Adjudicated Delinquent by a Judge	7,110
Adjudicated Delinquent by a Juvenile Court Hearing Officer	1,180
Consent Decree Entered	4,326
Informal Adjustment Program Entered*	3,336
Warned and Counseled (Pre-Petition)	1,436
Dismissed/Withdrawn/Transferred	4,638
Transferred to Criminal Court	70
Other	4,450
<b>Total Cases Disposed*</b>	<b>26,546</b>
<b>End Pending</b>	<b>13,751</b>

In this first year of automated statewide data, the "Other" disposition categories include some administrative closures necessitated by the migration of data from legacy systems. These categories will decrease over time as fewer administrative corrections are needed.

Data provided by CPCMS

\*Includes cases disposed pre-petition due to juveniles' participation in Alternative Programs, including Youth Aid Panels.



# Pennsylvania Statewide Common Pleas Caseload Statistics

2016 Population Estimate: 12,784,227

No. of Common Pleas Court Judgeships: 451

---

## 2016 Juvenile Delinquency - Formal Dispositions

---

<b>Begin Pending</b>	<b>19,208</b>
Adjudicated Delinquent by a Judge	7,110
Adjudicated Delinquent by a Juvenile Court Hearing Officer	1,180
Warrant Returned	2,527
Other	555
<b>Total Adjudicated Delinquent Cases</b>	<b>30,580</b>
<b>Warrant Issued</b>	<b>2,915</b>
<b>Court Supervision Terminated:</b>	
Conditions Satisfied	5,540
Compelling Reasons	1,028
Reached Age 21	494
Transferred to Another Juvenile Court	53
Other	1,118
<b>Total Adjudicated Delinquent Cases Terminated</b>	<b>8,233</b>
<b>End Pending</b>	<b>19,432</b>

---

Data provided by CPCMS

# Pennsylvania Statewide Common Pleas Caseload Statistics

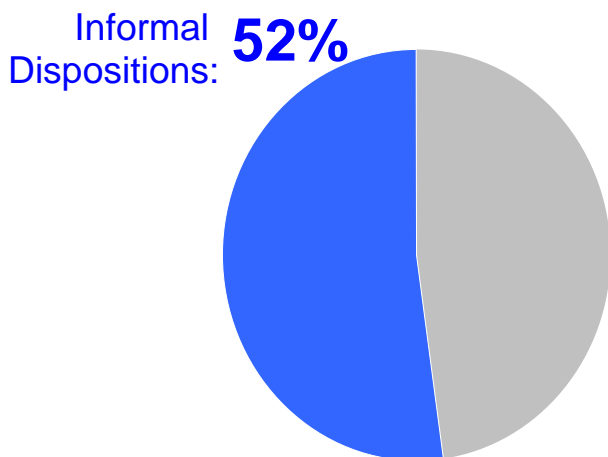
2016 Population Estimate: 12,784,227

No. of Common Pleas Court Judgeships: 451

## 2016 Juvenile Delinquency - Informal Dispositions

<b>Pending Consent Decrees</b>	<b>3,306</b>
<b>Pending Informal Adjustments</b>	<b>2,424</b>
New Consent Decrees	4,326
<b>New Informal Adjustments</b>	<b>3,021</b>
Warrant Returned	77
<b>Other</b>	<b>2,422</b>
<b>Cases Informally Disposed</b>	<b>15,576</b>
<b>Warrant Issued</b>	<b>243</b>
<b>Terminated by:</b>	
Consent Decree Completed	2,587
<b>Informal Adjustment Completed</b>	<b>2,136</b>
Consent Decree Revoked	592
Informal Adjustment Program Revoked	37
<b>Other</b>	<b>2,098</b>
<b>Total Informally Disposed Cases Terminated</b>	<b>7,450</b>
<b>End Pending</b>	<b>7,883</b>

Data provided by CPCMS



Delinquency Cases are disposed either formally, at a proceeding held before a judge or hearing officer, or informally without a proceeding. Informal dispositions include informal adjustments supervised by a juvenile probation officer; consent decrees agreed upon with the District Attorney after a petition is filed; or other pre-petition process by the juvenile probation department. In Pennsylvania, the majority of cases processed are informally disposed and supervised for a period of six months or less.

# Pennsylvania Statewide Common Pleas Caseload Statistics

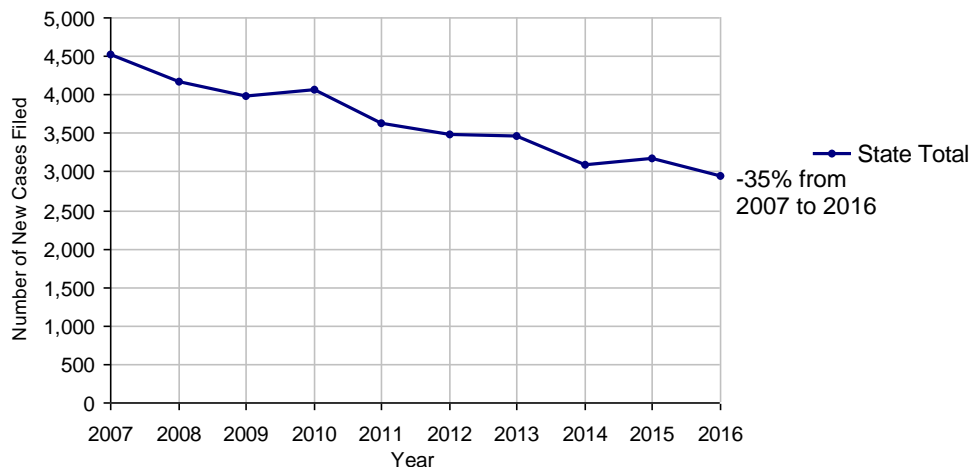
2016 Population Estimate: 12,784,227

No. of Common Pleas Court Judgeships: 451

<b>2016 Accounts</b>	<b>No. of Cases</b>	
Cases Pending 1/1/2016	1,281 (R)	
New Cases Filed in 2016	2,939	
<b>Cases Available for Processing</b>	<b>4,220</b>	
Processed By:		
Contested before a Judge	372	12.1%
Contested before a Non-Judicial Officer	5	0.2%
Uncontested	2,573	83.8%
Other	119	3.9%
<b>Cases Processed</b>	<b>3,069</b>	<b>100.0%</b>
<b>Cases Pending 12/31/2016</b>	<b>1,151</b>	

(R) - Revised

Accounts New Cases Filed, 2007-2016



# Pennsylvania Statewide Common Pleas Caseload Statistics

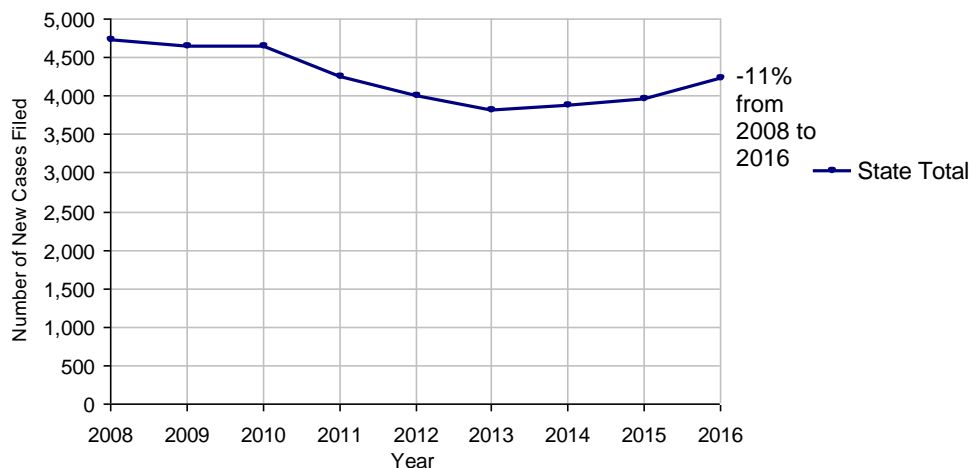
2016 Population Estimate: 12,784,227

No. of Common Pleas Court Judgeships: 451

<b>2016 Adoptions</b>		<b>No. of Cases</b>	
Cases Pending 1/1/2016		1,074 <sup>(R)</sup>	
New Cases Filed in 2016		4,226	
<b>Cases Available for Processing</b>		<b>5,300</b>	
Processed By:			
Contested before a Judge	Granted	31	0.7%
	Denied	6	0.1%
Uncontested	Granted	4,006	96.9%
	Denied	3	0.1%
Other		90	2.2%
<b>Cases Processed</b>		<b>4,136</b>	<b>100.0%</b>
<b>Cases Pending 12/31/2016</b>		<b>1,164</b>	

(R) - Revised

**Adoptions New Cases Filed, 2008-2016**



Note: Prior to 2008, each petition was counted as one new case, regardless of the number of children listed on the petition. Starting in 2008, each child listed on a petition is counted as a separate case. Therefore, statistics since 2008 should not be compared to statistics prior to 2008.

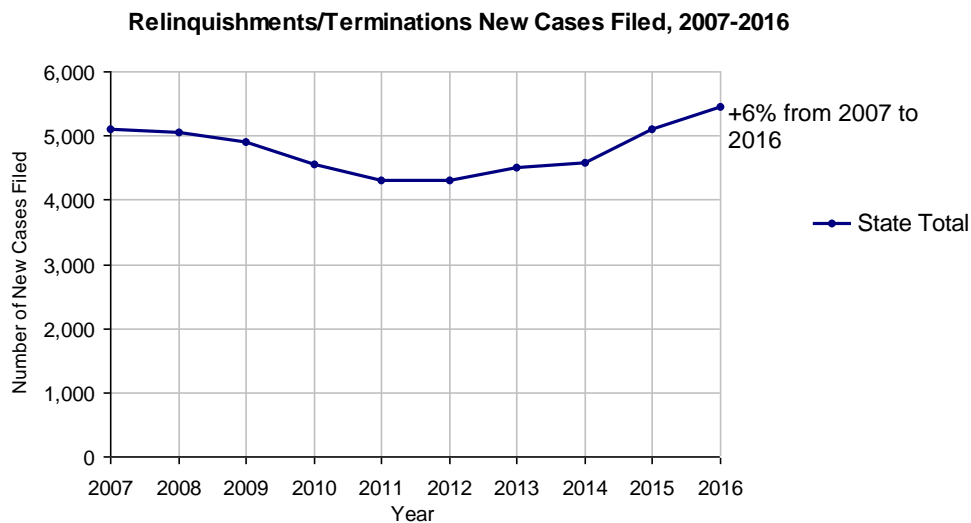
# Pennsylvania Statewide Common Pleas Caseload Statistics

2016 Population Estimate: 12,784,227

No. of Common Pleas Court Judgeships: 451

<b>2016 Relinquishments/Terminations</b>	<b>No. of Cases</b>	
Cases Pending 1/1/2016	2,610 <sup>(R)</sup>	
New Cases Filed in 2016	5,440	
<b>Cases Available for Processing</b>	<b>8,050</b>	
Processed By:		
Contested before a Judge	1,273	23.5%
Uncontested	3,818	70.4%
Other	336	6.2%
<b>Cases Processed</b>	<b>5,427</b>	<b>100.0%</b>
<b>Cases Pending 12/31/2016</b>	<b>2,623</b>	

(R) - Revised





# Pennsylvania Statewide Common Pleas Caseload Statistics

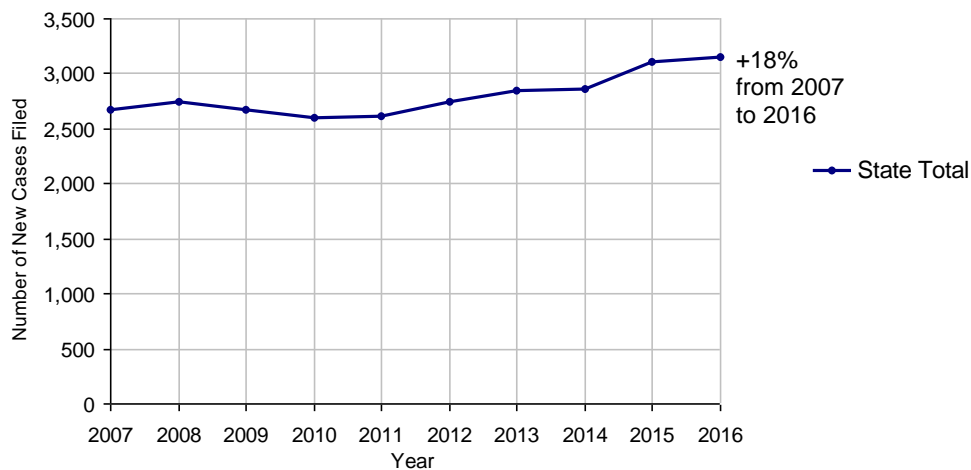
2016 Population Estimate: 12,784,227

No. of Common Pleas Court Judgeships: 451

<b>2016 Appointment of Guardians</b>	<b>No. of Cases</b>	
Cases Pending 1/1/2016	1,058 <sup>(R)</sup>	
New Cases Filed in 2016	3,153	
<b>Cases Available for Processing</b>	<b>4,211</b>	
Processed By:		
Contested before a Judge	640	20.1%
Uncontested	2,187	68.8%
Other	351	11.0%
<b>Cases Processed</b>	<b>3,178</b>	<b>100.0%</b>
<b>Cases Pending 12/31/2016</b>	<b>1,033</b>	

(R) - Revised

**Appointment of Guardians New Cases Filed, 2007-2016**



# Pennsylvania Statewide Common Pleas Caseload Statistics

2016 Population Estimate: 12,784,227

No. of Common Pleas Court Judgeships: 451

## 2016 Jury Yield and Utilization

### Jury Yield

Qualification Questionnaires/Summonses Mailed:	1,270,434	A		
Returned Undeliverable:	92,000	B	7.2%	Of Qualification Questionnaires/ Summonses Mailed
Not Responded to:	297,301	C	23.4%	
the Number of Prospective Jurors:				
Disqualified:	156,654	D	12.3%	
Exempted:	55,980	E	4.4%	
Excused:	149,113	F	11.7%	
Deferred to New Term:	114,081	G	9.0%	
Deferred from Previous Term:	95,097	H	7.5%	
<b>Total Number of Qualified Jurors Available for Service:</b>	<b>500,402</b>	<b>I</b>	<b>39.4%</b>	

$I=A-B-C-D-E-F-G+H$

### Jury Utilization

the Number of Jurors:				
Reporting for Service:	242,965		48.6%	Of Jurors Qualified and Available
Told Not to Report for Service:	237,509		47.5%	
Sent to Courtroom for Jury Selection (Voir Dire):	197,769		81.4%	Of Jurors Reporting for Service
Utilized in incomplete jury selection:	36,653		15.1%	
Impaneled or Sworn (jurors/alternates):	45,940		18.9%	
Removed for Cause/Hardship:	37,560			
Removed by Peremptory Challenge:	34,766			

### Jury Costs

<b>Total Annual Budget for Juror Operations:</b>	<b>\$12,562,708.00</b>	<b>J</b>
<b>Average Cost Per Juror:</b>	<b>\$9.89</b>	<b>K</b>

$K=J/A$

