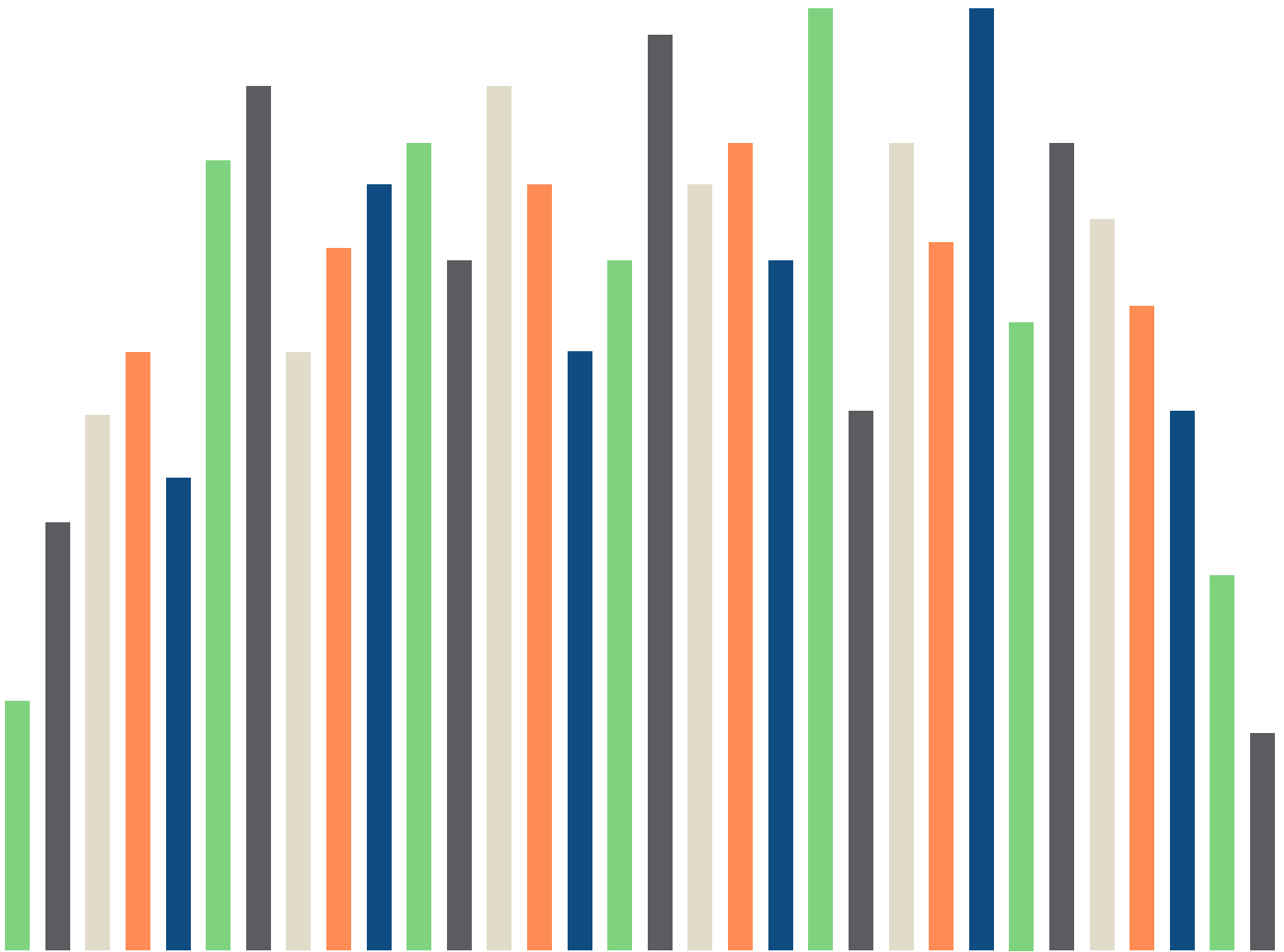


# 2020 Caseload Statistics of the Unified Judicial System of Pennsylvania



Department of Research & Statistics

Kim E. Nieves, Ph.D.  
Director

Laurie A. Sacerdote, DPA  
Assistant Director

Andrew Ginder, MPA  
Caseload Statistics Analyst

Yan Liu, M.S.  
Statistical Analyst

Amanda Pereira  
Research Assistant

Please visit the AOPC website for data updates,  
data corrections, and data from prior years  
(1993 - 2020).

[www.pacourts.us](http://www.pacourts.us)

Differences in 2020 statewide and county caseload statistics from prior years are due in part to the effects of the COVID-19 pandemic. These effects include, but are not limited to, certain federal and state policies, statewide and locally-declared judicial emergencies, and general societal impacts of the pandemic. These effects should be considered when comparing 2020 caseload statistics to prior years.

---

---

**Appellate Courts**

Supreme Court ..... 2  
Supreme Court Glossary ..... 4  
Superior Court ..... 5  
Commonwealth Court ..... 6

County Classifications & Judgeships ..... 8

**Common Pleas Courts**

Criminal Caseload (CPCMS)

Criminal State Totals ..... 10  
  
Available for Processing ..... 11  
New Cases by Offense Type ..... 13  
Processed ..... 15  
Age of Pending Cases ..... 19  
Criminal Glossary ..... 21

Civil Caseload - Civil Action & Civil Other

Civil State Totals ..... 24  
  
Filings ..... 26  
Docketed Cases by Case Type ..... 28  
Processed ..... 32  
Age of Pending Civil Actions ..... 36  
Civil Glossary ..... 40

Domestic Relations Section

PFA State Totals ..... 46  
  
Filings ..... 47  
Processed ..... 49  
PFA Glossary ..... 53

Support & Paternity State Totals ..... 54  
  
PACSES Note ..... 55  
Spousal & Child Support ..... 56  
Support Glossary ..... 58

Paternity Acknowledgements Filed ..... 59  
Paternity Established/Pending ..... 61  
Paternity Glossary ..... 63

Custody & Divorce State Totals ..... 64

Custody/Partial Custody/Visitation ..... 65  
Custody Glossary ..... 67

Divorce ..... 68  
Divorce Glossary ..... 70

Juvenile Delinquency (CPCMS)

Delinquency State Totals ..... 71

Cases Pending Disposition

Available for Disposition ..... 73  
New Cases by Offense Type ..... 77  
Disposed ..... 79

Formal Dispositions

Adjudicated Delinquent Cases ..... 83  
Court Supervision Terminated ..... 85

Informal Dispositions

Informally Disposed Cases ..... 87  
Informally Disposed  
Cases Terminated ..... 91

Delinquency Glossary ..... 95

Juvenile Dependency (CPCMS)

Dependency State Totals ..... 99

Pending Adjudication

Abuse/Neglect  
Available for Processing ..... 100  
Processed ..... 102

Status Offenses

Available for Processing ..... 104  
Processed ..... 106

Adjudicated Dependent

Abuse/Neglect  
Available for Processing ..... 108  
Court Supervision Terminated ..... 110

Status Offenses

Available for Processing ..... 112  
Court Supervision Terminated ..... 114

Dependency Glossary ..... 116

---

---

Orphans' Court Caseload

Orphans' Court State Totals ..... 120

Accounts ..... 121

Accounts Glossary ..... 123

Adoptions ..... 124

Adoptions Glossary ..... 126

Relinquishments/Terminations ..... 127

Relinquishments Glossary ..... 129

Appointment of Guardians ..... 130

Guardianship Glossary ..... 132

Jury

Jury State Totals ..... 134

Jury Yield ..... 135

Jury Utilization ..... 139

Jury Costs ..... 140

Jury Glossary ..... 143

**Limited Jurisdiction Courts**

Magisterial District Judge

Criminal

State Totals ..... 146

Available for Processing ..... 147

New Criminal Cases by Offense Type ..... 149

Processed and Inactive ..... 153

Age of Pending Cases ..... 157

Private Summary Complaints

State Totals ..... 159

Available for Processing ..... 160

Processed and Inactive ..... 162

Age of Pending Cases ..... 166

Private Criminal Complaints

State Totals ..... 168

Available for Processing ..... 169

Processed and Inactive ..... 171

Age of Pending Cases ..... 175

Traffic

State Totals ..... 177

Available for Processing ..... 178

Processed and Inactive ..... 180

Age of Pending Cases ..... 184

Non-Traffic

State Totals ..... 186

Available for Processing ..... 187

Processed and Inactive ..... 189

Age of Pending Cases ..... 193

Arrest Warrants

State Totals ..... 195

Criminal

Pre-Dispositional ..... 196

Post-Dispositional ..... 198

Private Summary Complaints

Pre-Dispositional ..... 200

Post-Dispositional ..... 202

Private Criminal Complaints

Pre-Dispositional ..... 204

Post-Dispositional ..... 206

Traffic

Pre-Dispositional ..... 208

Post-Dispositional ..... 210

Non-Traffic

Pre-Dispositional ..... 212

Post-Dispositional ..... 214

Civil

State Totals ..... 216

Available for Processing ..... 217

Processed and Inactive ..... 219

Age of Pending Cases ..... 223

Landlord/Tenant

State Totals ..... 225

Available for Processing ..... 226

Processed and Inactive ..... 228

Age of Pending Cases ..... 232

Orders of Execution & Possession ..... 234

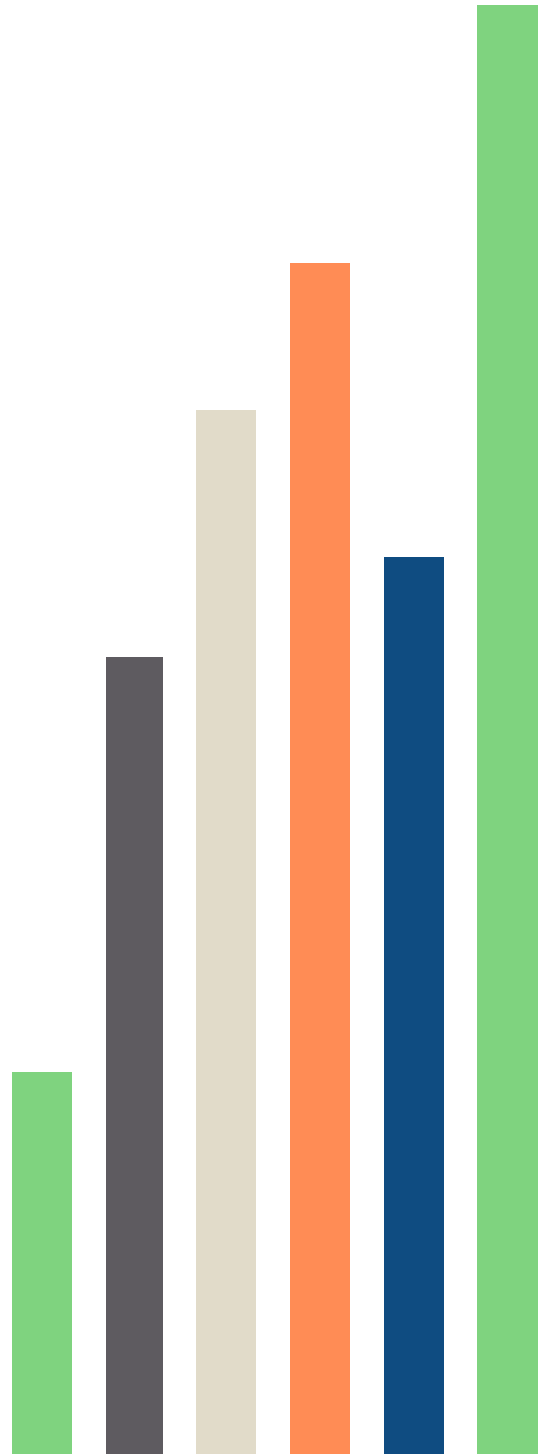
Emergency Protection From Abuse ..... 235

Magisterial District Judge Glossary ..... 237

Philadelphia Municipal Court ..... 240

Philadelphia Municipal Court -  
Traffic Division ..... 241

# The Appellate Courts



---

---

# Supreme Court of Pennsylvania

## Appeals, Allocaturs and Petitions

Number Filed and Pending: January 1, 2020 through December 31, 2020

---

---

### Appeal Docket

Direct Appeals	
Capital Cases	5
Number from Commonwealth Court	52
Number from Common Pleas Court	1
Number Transferred from Commonwealth and Superior Courts	1
<b>Total Direct</b>	<b>59</b>
Certification Granted	2
Appeals by Granted Allocatur	80
Appeals by Granted Fast Track Allocatur	1
Appeals by Granted Miscellaneous	0
<b>Total All Appeals</b>	<b>142</b>
Appeals Pending as of 12/31/20 (includes prior years)	143

### Allocatur Docket

Petitions for Allowance of Appeal	1,637
Petitions Pending as of 12/31/20 (includes prior years)	804

### Miscellaneous Docket

Petitions for Review	168
Original Jurisdiction (Mandamus, Habeas, Prohibition, Quo Warranto)	102
Petitions for King's Bench Review or Extraordinary Relief	74
Petitions for Certification of Questions of Law	2
<b>Total All Miscellaneous</b>	<b>346</b>
Miscellaneous Pending as of 12/31/20 (includes prior years)	52

### Ancillary Filings

Capital	66
Appeal	450
Allocatur	1,210
Miscellaneous	512
Disciplinary Docket No. 3	49
<b>Total All Ancillaries</b>	<b>2,287</b>
Ancillary Pending as of 12/31/20 (includes prior years)	122

---

---

---

# Supreme Court of Pennsylvania

## Appeals, Allocaturs and Petitions

### Adjudications: January 1, 2020 through December 31, 2020

---

	Per Curiam	Full Opinion	Summary	Single Justice	Discontinued/ Withdrawn	Total
<b>Capital Docket</b>	<b>5</b>	<b>9</b>	<b>0</b>	<b>1</b>	<b>1</b>	<b>16</b>
<b>Appeal Docket (Excluding Capital)</b>	<b>68</b>	<b>115</b>	<b>0</b>	<b>3</b>	<b>10</b>	<b>196</b>
<b>Direct Appeals:</b>						
From Commonwealth Court	50	5	0	3	3	61
From The Court of Common Pleas	11	3	0	0	5	19
Transfers from Superior & Comm. Courts	1	0	0	0	0	1
<b>Other Types of Appeals:</b>						
Where Certification was Granted	0	0	0	0	1	1
Appeals from Allocatur Grants	6	91	0	0	1	98
Appeals from F.T. Alloc. Grants	0	11	0	0	0	11
Appeals from Miscellaneous Grants	0	0	0	0	0	0
Plenary Jurisdiction Assumed	0	5	0	0	0	5
<b>Allocatur Docket</b>	<b>1,704</b>	<b>0</b>	<b>17</b>	<b>0</b>	<b>21</b>	<b>1,742</b>
<b>Miscellaneous Docket</b>	<b>341</b>	<b>6</b>	<b>0</b>	<b>7</b>	<b>11</b>	<b>365</b>
Petitions for Review	158	1	0	7	1	167
Original Jurisdiction	109	0	0	0	2	111
King's Bench Matters	72	5	0	0	8	85
Certification-Questions of Law	2	0	0	0	0	2

Note. In regards to opinions, 123 cases were disposed of by 101 opinions (including Disciplinary Matters).

#### **Disciplinary Matters (DD3 - Disciplinary Docket 3)**

Per Curiam	108
Full Opinion	2
Other - Administrative Closures	25
<b>Total</b>	<b>135</b>

#### **Ancillary Filings**

Disposed by Docket Type:

Capital	68
Appeal	456
Allocatur	1,193
Miscellaneous	529
Disciplinary Docket No. 3	49

#### **Disciplinary Matters by Type:**

Disbarments	17
Disbarments on Consent	13
Reinstatements on DD3 Docket	11
Suspensions	39
Inactive	5
Order Denying PPA	0
Order Granting, Rule 213	0
Order	1
Reinstatements Denied	5
Temporary Suspension	10
Referred to Disciplinary Board	1
Probation	1
Orders Denying Joint Petition	2
Orders Granting Joint Petition	5
Rule to Show Cause Discharged	1
Administrative Closures	24
Attorney Reinstatement Docket	103
<b>Total Disciplinary</b>	<b>238</b>

**Total** **2,295**

---

---

## **SUPREME COURT**

<b>Allocatur Docket</b>	The docket for petitions seeking discretionary review of decisions by the intermediate appellate courts (i.e. the Commonwealth Court in its appellate capacity or Superior Court).
<b>Ancillary Petition</b>	A petition filed on an open docket seeking relief apart from the requested relief on the merits (e.g., a petition for an extension of time to file a response).
<b>Capital Case</b>	A case wherein a capital sentence has been imposed by a court of common pleas.
<b>Direct Appeal</b>	An appeal directly to the Supreme Court from the trial court that is authorized by the constitution or statute.
<b>Disciplinary Matter</b>	A matter that involves attorney disciplinary cases as prosecuted by the Office of Disciplinary Counsel.
<b>King's Bench Review</b>	A discretionary review undertaken by the Supreme Court of a matter pending in a lower tribunal. Such review can be by way of petition or by the Court's own initiative.
<b>Opinion</b>	The Court's disposition of a case containing a written explanation of its rationale.
<b>Petition for Allowance of Appeal (PAA)</b>	An appeal which seeks to invoke the Court's discretionary jurisdiction to appeal.
<b>Per Curiam</b>	Translate as "By the Court" and refers to an action of the whole court as opposed to an opinion or order by an individual Justice or Justices.
<b>Petition for Review</b>	Petitions filed seeking review of a government agency or lower court. They are filed under Rule 123 or under Chapter 15 of the Pennsylvania Rules of Appellate Procedure.
<b>Rule 213 Order</b>	Refers to the Rule of Disciplinary Enforcement 213 governing the Supreme Court's enforcement of a subpoena in a disciplinary proceeding.
<b>Single Justice</b>	One justice, typically the Chief Justice, enters an order or will direct that an order be issued for certain types of cases such as changes of venue.
<b>Summary Disposition</b>	The Court's disposition of a case without seeking brief or argument; occurs when the right of the applicant is clear and the Court's decision needs little or no explanation.
<b>Supreme Court Original Jurisdiction</b>	The limited jurisdiction described in the Judicial Code at 42 Pa.C.S. § 721, which includes habeas corpus, action in mandamus and prohibition directed to courts of inferior jurisdiction, and actions in quo warranto.



---



---

## 2020 Superior Court of Pennsylvania

---



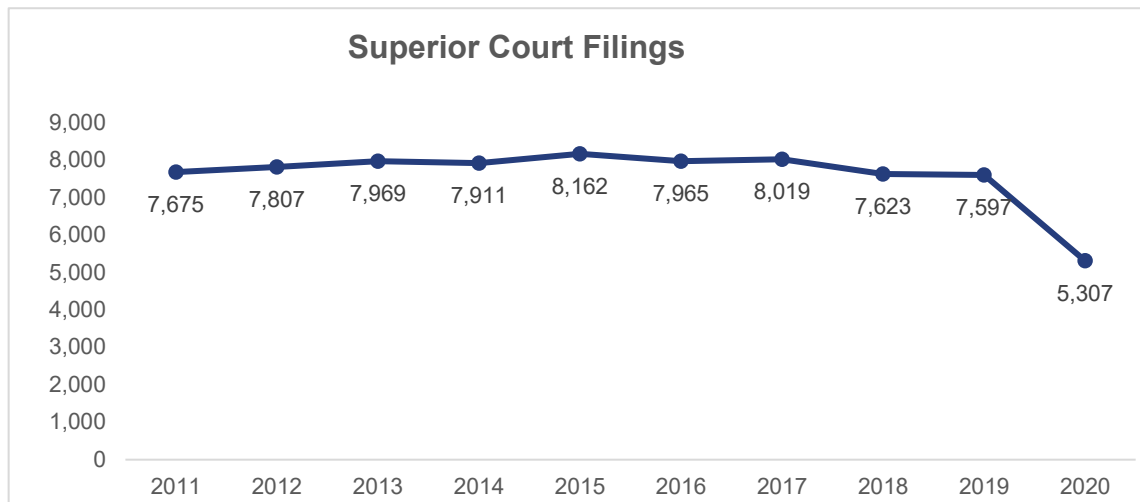
---

### Appeals Pending, Filed & Concluded

	<u>Total</u>	<u>Civil</u>	<u>Criminal</u>
Appeals Pending 1/1/20	5,491	1,605	3,886
New Appeals Filed in 2020	5,307	2,014	3,293
Appeals Concluded in 2020	6,819	2,455	4,364
By Filed Decision	4,723	1,459	3,264
By Order or Discontinuance	2,096	996	1,100
Appeals Pending 12/31/20	3,979	1,164	2,815

### Opinions Filed

Published Opinions 2020	300	140	160
Non-Published Opinions 2020	3,655	1,003	2,652
Total	3,955	1,143	2,812



# 2020 Commonwealth Court of Pennsylvania

**CASES PENDING 1/1/20** **4,881**

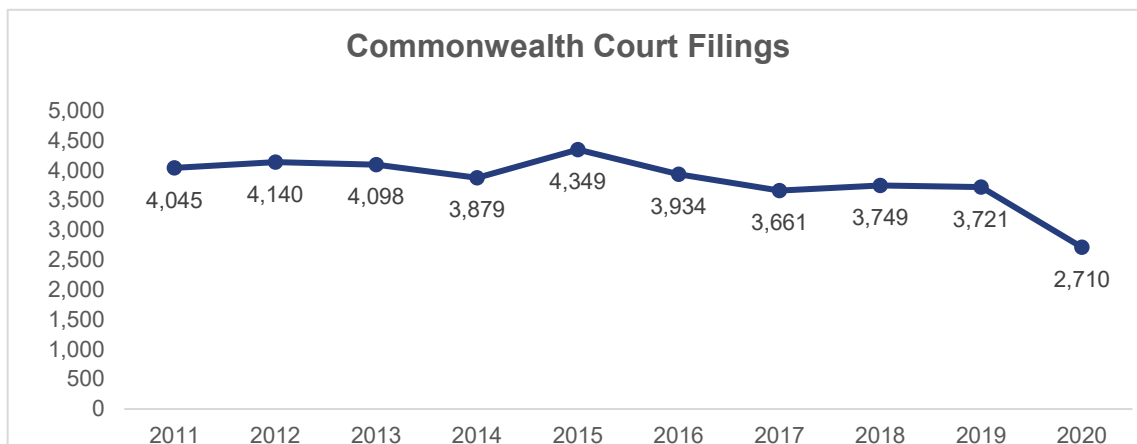
**CASES FILED IN 2020** **2,710 \***

Original Jurisdiction	648
Appeals from Common Pleas Court	538
Appeals from Administrative Agencies	793
Appeals under Fiscal Code	690
Discretionary Appeals	10
Combined Original/Appellate Matters	11
Miscellaneous	17
Insurance Insolvency Actions	3

**CASES DISPOSED IN 2020** **2,722**

Majority Opinions	727
Consolidated Cases	46
Stipulation for Judgment	647
Withdrawn/Dismissed/Remanded	1,014
Transferred	50
Other	68
Single Judge Dispositive Orders/Opinions	170

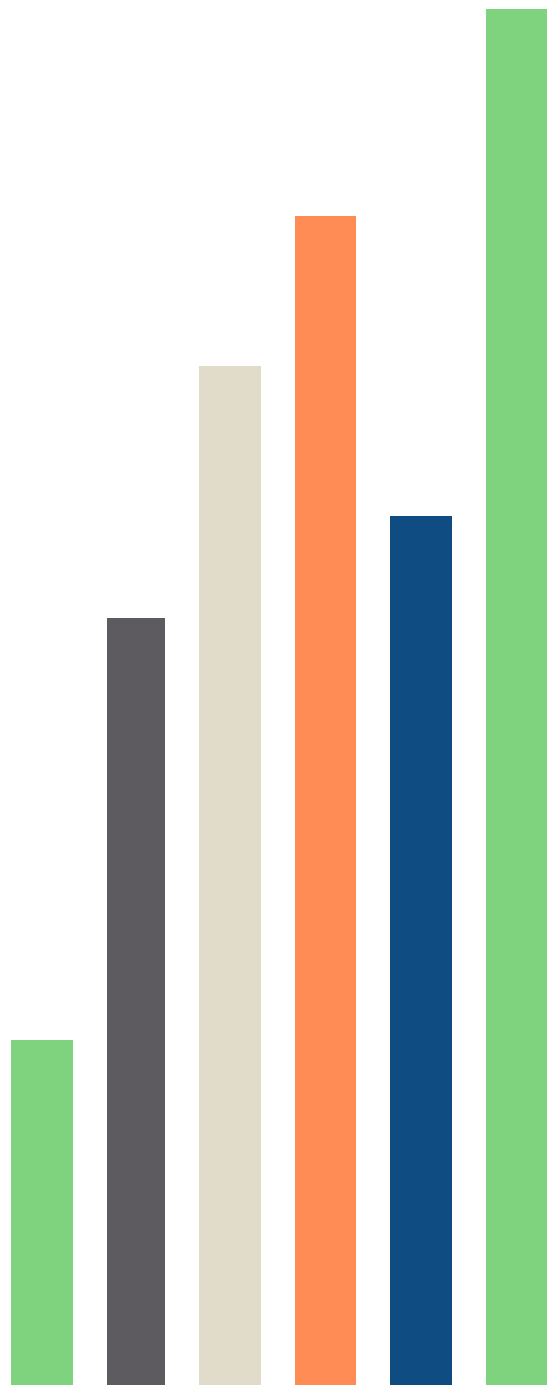
**CASES PENDING 12/31/20** **4,869**



(R) - Revised

\* Certain miscellaneous and dual jurisdiction cases are excluded.

# County Classifications & Judgeships



## COUNTY CLASS, COUNTY POPULATION, TRIAL COURT & MAGISTERIAL DISTRICT JUDGE COMPLEMENTS

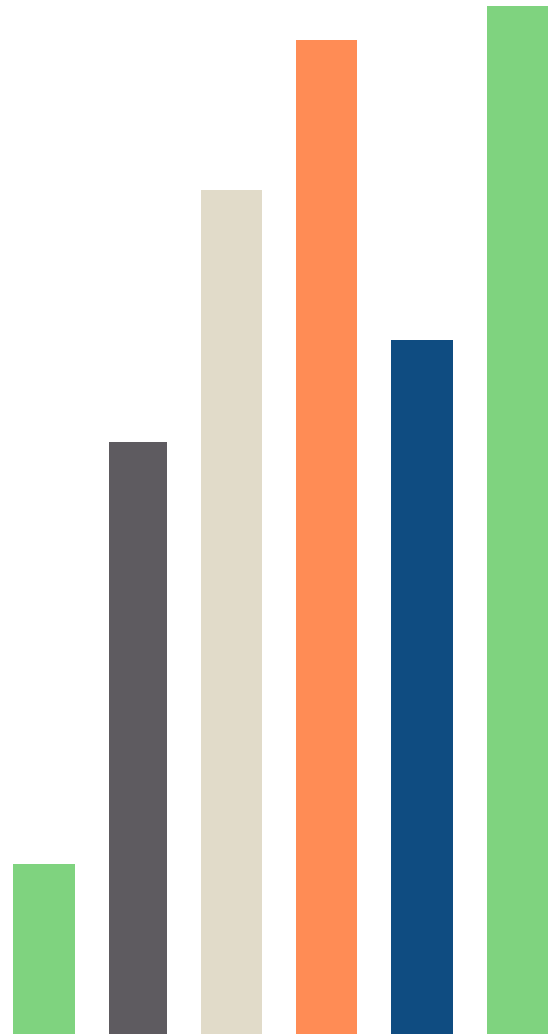
County	County Class	2020 Population (a)	Authorized Trial Court Judgeships (b)	Authorized Limited Jurisdiction Positions (b)	County	County Class	2020 Population (a)	Authorized Trial Court Judgeships (b)	Authorized Limited Jurisdiction Positions (b)
Adams	5	103,852	4	4	Lackawanna	3	215,896	9	10
Allegheny	2	1,250,578	43	46	Lancaster	3	552,984	15	19
Armstrong	6	65,558	2	4	Lawrence	5	86,070	4	4
Beaver	4	168,215	7	8	Lebanon	5	143,257	4	6
Bedford	6	47,577	2	4	Lehigh	3	374,557	10	14
Berks	3	428,849	13	17	Luzerne	3	325,594	10	16
Blair	5	122,822	5	6	Lycoming	5	114,188	5	6
Bradford	6	59,967	2	4	McKean	6	40,432	2	4
Bucks	2A	646,538	15	18	Mercer	5	110,652	4	5
Butler	4	193,763	6	7	Mifflin	6	46,143	2	3
Cambria	4	133,472	5	8	Monroe	4	168,327	7	9
Cameron	8	4,547	1	3	Montgomery	2A	856,553	24	30
Carbon	6	64,749	3	4	Montour	8	18,136	See Columbia	
Centre	4	158,172	4	6	Northampton	3	312,951	9	14
Chester	3	534,413	14	17	Northumberland	5	91,647	3	4
Clarion	6	37,450	1	4	Perry	6	45,842	See Juniata	
Clearfield	6	80,562	2	4	Philadelphia	1	1,603,797	93	0
Clinton	6	37,450	2	3	Pike	6	58,535	2	4
Columbia	6	64,727	2	5	Potter	8	16,396	1	3
Crawford	6	83,938	3	4	Schuylkill	4	143,049	6	7
Cumberland	3	259,469	7	10	Snyder	7	39,736	2	4
Dauphin	3	286,401	10	15	Somerset	6	74,129	3	5
Delaware	2A	576,830	21	30	Sullivan	8	5,840	1	3
Elk	6	30,990	See Cameron		Susquehanna	6	38,434	1	3
Erie	3	270,876	9	13	Tioga	6	41,045	1	3
Fayette	4	128,804	5	7	Union	7	42,681	See Snyder	
Forest	8	6,973	2	4	Venango	6	50,454	2	3
Franklin	4	155,932	5	10	Warren	6	38,587	See Forest	
Fulton	8	14,556	See Franklin		Washington	4	209,349	7	11
Greene	6	35,954	2	3	Wayne	6	51,155	1	3
Huntingdon	6	44,092	1	3	Westmoreland	3	354,663	11	17
Indiana	6	83,246	3	4	Wyoming	7	26,069	See Sullivan	
Jefferson	6	44,492	1	3	York	3	456,438	15	19
Juniata	7	23,509	2	5	<b>Total</b>		<b>13,002,700</b>	<b>458</b>	<b>512</b>

(a) Source: U.S. Census Bureau.

(b) Authorized Trial Court Judgeships and Magisterial District Judge positions as of December 2020.

# Common Pleas Case Management System (CPCMS)

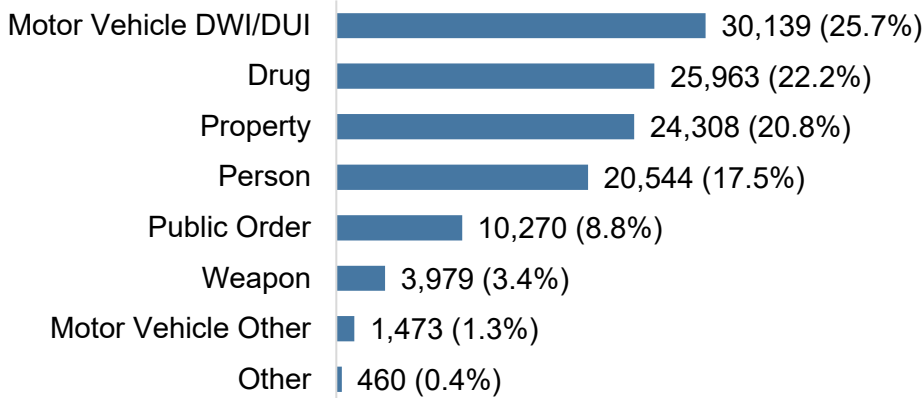
## Criminal Caseload



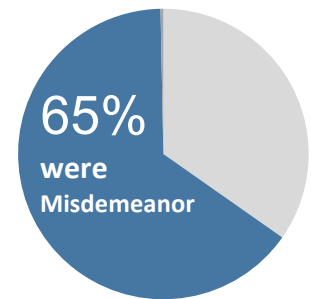
# 2020 Common Pleas State Totals Criminal Caseload

<b>Cases Pending 1/1/20</b>	<b>77,166</b> <sup>(R)</sup>	<b><u>Age of Pending Cases</u></b>
New Cases Filed	117,136	<b>0-60 Days</b> 18,168 20.8%
Refiled/Reopened Cases	10,043	<b>61-120 Days</b> 18,748 21.5%
		<b>121-180 Days</b> 13,083 15.0%
<b>Cases Available for Processing</b>	<b>204,345</b>	<b>181-240 Days</b> 5,586 6.4%
		<b>241-300 Days</b> 3,558 4.1%
<b>Cases Processed</b>	<b>116,975</b>	<b>301-360 Days</b> 7,694 8.8%
		<b>Over 360 Days</b> 20,533 23.5%
<b>Cases Pending 12/31/20</b>	<b>87,370</b>	
		<b>Total 87,370</b>
Cases Awaiting Sentence	11,587	

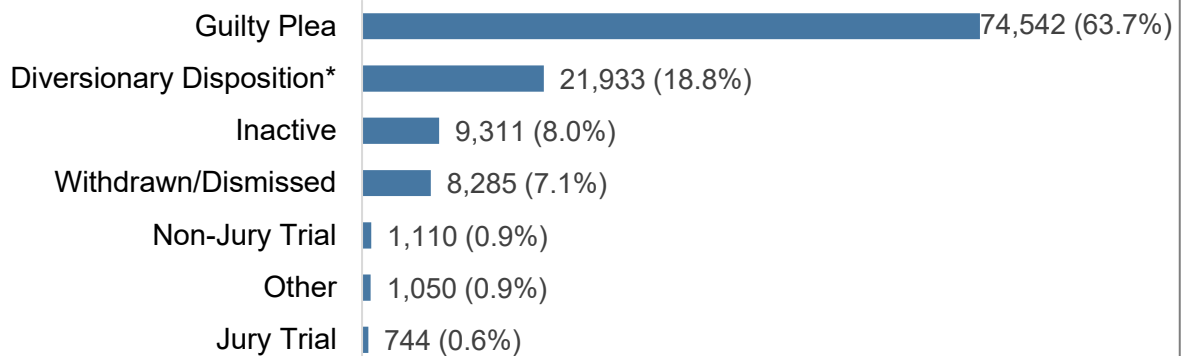
**New Cases Filed By Offense Type:**



**Of all new cases filed:**



**Processed By:**



\* Includes other diversionary programs such as Veterans Court.

(R) - Revised

Common Pleas Criminal - 2020 Available for Processing

	Begin Pending	New Cases Filed	Refiled/ Reopened Cases	Cases Available for Processing	Cases Processed	End Pending	Cases Awaiting Sentence
<b><u>1st Class County</u></b>							
Philadelphia	7,038	3,851	383	11,272	3,545	7,727	1,016
<b><u>2nd Class County</u></b>							
Allegheny	7,452	9,158	1,158	17,768	10,104	7,664	452
<b><u>2A Class Counties</u></b>							
Bucks	3,372	5,957	807	10,136	6,033	4,103	336
Delaware	3,044	4,316	323	7,683	4,678	3,005	98
Montgomery	4,095	6,424	546	11,065	3,888	7,177	382
<b><u>3rd Class Counties</u></b>							
Berks	2,544	3,849	431	6,824	4,159	2,665	62
Chester	1,767	3,638	264	5,669	3,491	2,178	126
Cumberland	1,780	2,624	185	4,589	2,963	1,626	361
Dauphin	4,963	4,626	436	10,025	4,920	5,105	252
Erie	1,536	2,628	124	4,288	2,558	1,730	247
Lackawanna	788	1,801	138	2,727	1,804	923	826
Lancaster	2,777	4,242	266	7,285	4,164	3,121	51
Lehigh	1,165	2,967	234	4,366	3,264	1,102	140
Luzerne	1,863	2,885	338	5,086	2,868	2,218	620
Northampton	1,685	3,290	229	5,204	3,278	1,926	94
Westmoreland	2,843	4,022	301	7,166	3,967	3,199	107
York	3,075	5,155	549	8,779	5,352	3,427	188
<b><u>4th Class Counties</u></b>							
Beaver	804	1,761	163	2,728	1,962	766	71
Butler	1,080	1,878	168	3,126	1,841	1,285	232
Cambria	976	1,386	104	2,466	1,725	741	242
Centre	551	1,467	161	2,179	1,290	889	91
Fayette	1,551	2,104	183	3,838	2,266	1,572	99
Franklin	569	1,774	67	2,410	1,638	772	127
Monroe	1,266	2,355	209	3,830	2,104	1,726	537
Schuylkill	1,387	1,983	197	3,567	2,091	1,476	60
Washington	1,026	2,253	216	3,495	2,304	1,191	38
<b><u>5th Class Counties</u></b>							
Adams	456	1,567	49	2,072	1,579	493	121
Blair	1,320	2,388	138	3,846	2,220	1,626	149
Lawrence	532	836	119	1,487	935	552	201
Lebanon	1,127	1,729	132	2,988	1,882	1,106	591
Lycoming	992	1,600	49	2,641	1,710	931	149
Mercer	624	1,368	161	2,153	1,520	633	296
Northumberland	988	1,218	186	2,392	1,247	1,145	239

Common Pleas Criminal - 2020 Available for Processing

	Begin Pending	New Cases Filed	Refiled/ Reopened Cases	Cases Available for Processing	Cases Processed	End Pending	Cases Awaiting Sentence
<b><u>6th Class Counties</u></b>							
Armstrong	632	1,040	42	1,714	966	748	256
Bedford	386	599	14	999	706	293	45
Bradford	229	680	20	929	637	292	167
Carbon	1,073	1,030	124	2,227	1,356	871	221
Clarion	242	475	28	745	528	217	86
Clearfield	531	1,140	35	1,706	1,032	674	76
Clinton	158	569	16	743	575	168	79
Columbia	909	977	88	1,974	732	1,242	85
Crawford	531	1,086	48	1,665	1,022	643	314
Elk	373	558	16	947	542	405	10
Greene	163	377	25	565	338	227	9
Huntingdon	278	611	31	920	614	306	76
Indiana	514	943	84	1,541	919	622	94
Jefferson	177	655	42	874	647	227	31
McKean	179	485	24	688	478	210	100
Mifflin	203	532	15	750	537	213	10
Perry	234	510	19	763	453	310	72
Pike	283	561	45	889	544	345	176
Somerset	550	979	75	1,604	774	830	280
Susquehanna	220	402	17	639	387	252	43
Tioga	209	368	19	596	400	196	115
Venango	359	737	38	1,134	702	432	194
Warren	201	399	19	619	340	279	35
Wayne	154	335	4	493	267	226	8
<b><u>7th Class Counties</u></b>							
Juniata	111	247	22	380	221	159	32
Snyder	335	401	26	762	485	277	50
Union	165	289	28	482	297	185	95
Wyoming	236	289	24	549	345	204	79
<b><u>8th Class Counties</u></b>							
Cameron	27	72	1	100	72	28	2
Forest	44	34	2	80	64	16	8
Fulton	61	185	11	257	161	96	25
Montour	161	134	11	306	126	180	13
Potter	167	284	8	459	291	168	81
Sullivan	35	53	8	96	67	29	19



Common Pleas Criminal - 2020 New Cases by Offense Type

	Motor Vehicle DWI/DUI	Property	Drug	Person	Public		Motor Vehicle Other	Other	Total	% of Total		
					Order	Weapon				Felony	Misdemeanor	Summary/ Ungraded
<b><u>1st Class County</u></b>												
Philadelphia*	24	738	795	1,460	154	603	6	71	3,851	95.8	4.0	0.2
<b><u>2nd Class County</u></b>												
Allegheny	2,595	1,661	1,711	1,696	796	488	141	70	9,158	39.8	59.7	0.5
<b><u>2A Class Counties</u></b>												
Bucks	1,569	1,447	1,618	718	423	116	61	5	5,957	22.1	77.7	0.2
Delaware	999	991	925	744	404	190	56	7	4,316	37.5	62.3	0.2
Montgomery	1,577	1,788	1,410	969	466	154	53	7	6,424	32.9	66.9	0.2
<b><u>3rd Class Counties</u></b>												
Berks	751	904	887	690	415	138	54	10	3,849	32.6	67.3	0.2
Chester	1,294	736	605	654	228	84	29	8	3,638	33.3	66.4	0.3
Cumberland	931	545	378	476	204	53	27	10	2,624	29.6	70.3	<0.1
Dauphin	1,010	1,004	865	959	481	192	71	44	4,626	42.2	57.5	0.3
Erie	694	664	409	479	239	103	35	5	2,628	41.3	58.7	--
Lackawanna	429	270	339	453	210	81	12	7	1,801	40.5	57.0	2.6
Lancaster	1,094	1,000	695	881	366	107	91	8	4,242	41.7	58.3	<0.1
Lehigh	966	573	786	317	197	87	37	4	2,967	25.8	74.1	0.1
Luzerne	663	629	672	422	377	82	27	13	2,885	32.3	67.3	0.4
Northampton	744	635	818	647	339	61	45	1	3,290	22.1	77.9	--
Westmoreland	980	894	934	664	361	121	53	15	4,022	31.3	68.6	0.1
York	1,374	1,023	1,140	841	460	160	132	25	5,155	30.5	69.3	0.3
<b><u>4th Class Counties</u></b>												
Beaver	590	397	281	260	159	52	17	5	1,761	31.4	68.4	0.2
Butler	619	354	381	278	136	77	31	2	1,878	32.3	67.7	--
Cambria	361	272	272	302	124	32	19	4	1,386	39.5	60.4	0.1
Centre	314	287	530	184	111	19	19	3	1,467	21.9	78.0	0.1
Fayette	530	458	580	290	174	40	31	1	2,104	27.8	72.1	0.1
Franklin	520	383	302	353	152	39	14	11	1,774	33.3	66.6	0.1
Monroe	773	366	581	407	156	46	18	8	2,355	30.3	69.5	0.3
Schuylkill	390	504	526	308	190	37	25	3	1,983	30.9	68.9	0.2
Washington	692	472	458	356	183	55	35	2	2,253	30.5	69.3	0.2
<b><u>5th Class Counties</u></b>												
Adams	786	141	306	166	101	50	16	1	1,567	20.4	79.5	0.1
Blair	339	548	766	379	248	62	37	9	2,388	37.1	62.6	0.3
Lawrence	260	184	139	126	75	43	8	1	836	39.7	60.2	0.1
Lebanon	295	335	645	231	143	45	30	5	1,729	21.7	78.1	0.2
Lycoming	442	255	418	286	138	40	12	9	1,600	35.9	63.7	0.4
Mercer	449	286	189	264	107	58	10	5	1,368	42.2	57.8	--
Northumberland	263	221	310	207	160	33	16	8	1,218	34.6	65.4	--

\* In Philadelphia County, Municipal Court processes the majority of misdemeanor cases.

Common Pleas Criminal - 2020 New Cases by Offense Type

	Motor Vehicle DWI/DUI	Property	Drug	Person	Public		Motor Vehicle		Total	% of Total		
					Order	Weapon	Other	Other		Felony	Misdemeanor	Summary/ Ungraded
<b><u>6th Class Counties</u></b>												
Armstrong	372	109	288	148	66	32	20	5	1,040	28.3	71.6	0.1
Bedford	156	93	139	133	61	14	1	2	599	23.0	76.8	0.2
Bradford	151	144	160	113	86	21	3	2	680	33.4	66.5	0.1
Carbon	227	172	280	174	138	30	6	3	1,030	31.9	67.9	0.2
Clarion	127	99	114	80	39	10	4	2	475	31.8	68.2	--
Clearfield	337	276	188	169	117	34	15	4	1,140	28.9	70.7	0.4
Clinton	108	119	143	76	104	16	2	1	569	35.0	57.3	7.7
Columbia	221	176	305	151	89	25	8	2	977	25.1	74.8	0.1
Crawford	295	184	267	175	83	36	42	4	1,086	27.4	68.9	3.7
Elk	117	104	190	71	59	11	4	2	558	28.0	71.9	0.2
Greene	108	84	62	47	57	12	6	1	377	38.2	61.5	0.3
Huntingdon	129	94	221	106	47	10	4	0	611	32.2	67.8	--
Indiana	295	233	202	130	60	11	7	5	943	29.0	70.9	0.1
Jefferson	207	107	140	132	58	5	2	4	655	29.8	70.2	--
McKean	166	75	80	101	45	10	8	0	485	27.4	71.8	0.8
Mifflin	99	132	113	104	62	16	4	2	532	33.8	66.0	0.2
Perry	107	102	113	112	56	14	6	0	510	30.8	68.4	0.8
Pike	191	100	108	100	44	9	8	1	561	27.8	71.8	0.4
Somerset	296	136	275	147	91	23	4	7	979	31.6	68.4	--
Susquehanna	98	64	117	52	46	18	6	1	402	38.6	61.4	--
Tioga	125	74	71	59	35	1	3	0	368	23.9	76.1	--
Venango	146	165	117	202	79	23	1	4	737	43.0	57.0	--
Warren	125	82	74	66	38	7	3	4	399	36.1	63.9	--
Wayne	87	72	58	72	28	7	8	3	335	35.5	63.6	0.9
<b><u>7th Class Counties</u></b>												
Juniata	40	35	88	56	16	3	5	4	247	24.7	73.7	1.6
Snyder	88	94	79	68	51	11	5	5	401	38.4	61.6	--
Union	103	53	58	49	19	3	4	0	289	33.6	66.4	--
Wyoming	94	41	49	37	54	11	3	0	289	27.3	72.7	--
<b><u>8th Class Counties</u></b>												
Cameron	14	9	18	18	11	2	0	0	72	31.9	66.7	1.4
Forest	18	2	5	6	2	0	1	0	34	23.5	76.5	--
Fulton	64	37	47	21	15	0	0	1	185	28.1	71.9	--
Montour	41	22	17	40	9	1	4	0	134	35.1	63.4	1.5
Potter	55	47	88	54	26	2	8	4	284	37.7	59.9	2.5
Sullivan	15	7	18	8	2	3	0	0	53	20.8	79.2	--

Common Pleas Criminal - 2020 Processed

	Guilty Plea	%	Diversionsary Disposition*	%	Withdrawn/Dismissed	%	Inactive	%
<b><u>1st Class County</u></b>								
Philadelphia	1,971	55.6	92	2.6	920	26.0	167	4.7
<b><u>2nd Class County</u></b>								
Allegheny	6,361	63.0	1,446	14.3	1,031	10.2	921	9.1
<b><u>2A Class Counties</u></b>								
Bucks	3,572	59.2	1,235	20.5	488	8.1	600	9.9
Delaware	3,233	69.1	777	16.6	169	3.6	399	8.5
Montgomery	2,061	53.0	852	21.9	153	3.9	747	19.2
<b><u>3rd Class Counties</u></b>								
Berks	2,460	59.1	996	23.9	262	6.3	296	7.1
Chester	2,391	68.5	603	17.3	140	4.0	279	8.0
Cumberland	1,826	61.6	676	22.8	197	6.6	200	6.7
Dauphin	3,158	64.2	629	12.8	376	7.6	626	12.7
Erie	1,748	68.3	422	16.5	90	3.5	248	9.7
Lackawanna	1,215	67.4	337	18.7	103	5.7	125	6.9
Lancaster	2,682	64.4	865	20.8	247	5.9	318	7.6
Lehigh	1,761	54.0	1,182	36.2	118	3.6	184	5.6
Luzerne	1,792	62.5	407	14.2	189	6.6	372	13.0
Northampton	1,922	58.6	843	25.7	136	4.1	342	10.4
Westmoreland	2,672	67.4	714	18.0	324	8.2	187	4.7
York	3,885	72.6	695	13.0	237	4.4	430	8.0
<b><u>4th Class Counties</u></b>								
Beaver	1,235	62.9	548	27.9	111	5.7	45	2.3
Butler	1,072	58.2	476	25.9	160	8.7	123	6.7
Cambria	1,126	65.3	345	20.0	127	7.4	91	5.3
Centre	537	41.6	617	47.8	84	6.5	42	3.3
Fayette	1,371	60.5	483	21.3	142	6.3	221	9.8
Franklin	1,183	72.2	262	16.0	92	5.6	72	4.4
Monroe	1,162	55.2	636	30.2	147	7.0	105	5.0
Schuylkill	1,350	64.6	273	13.1	186	8.9	208	9.9
Washington	1,449	62.9	468	20.3	194	8.4	151	6.6
<b><u>5th Class Counties</u></b>								
Adams	1,113	70.5	302	19.1	75	4.7	63	4.0
Blair	1,519	68.4	324	14.6	76	3.4	206	9.3
Lawrence	501	53.6	233	24.9	122	13.0	60	6.4
Lebanon	1,087	57.8	512	27.2	89	4.7	158	8.4
Lycoming	1,179	68.9	258	15.1	215	12.6	27	1.6
Mercer	1,016	66.8	217	14.3	164	10.8	108	7.1
Northumberland	802	64.3	168	13.5	56	4.5	199	16.0

\* includes other diversionary programs such as Veterans Court.

Common Pleas Criminal - 2020 Processed

	Non-Jury Trial	%	Jury Trial	%	Other	%	Cases Processed
<b><u>1st Class County</u></b>							
Philadelphia	257	7.2	65	1.8	73	2.1	3,545
<b><u>2nd Class County</u></b>							
Allegheny	302	3.0	18	0.2	25	0.2	10,104
<b><u>2A Class Counties</u></b>							
Bucks	34	0.6	9	0.1	95	1.6	6,033
Delaware	49	1.0	5	0.1	46	1.0	4,678
Montgomery	21	0.5	9	0.2	45	1.2	3,888
<b><u>3rd Class Counties</u></b>							
Berks	28	0.7	45	1.1	72	1.7	4,159
Chester	25	0.7	24	0.7	29	0.8	3,491
Cumberland	25	0.8	16	0.5	23	0.8	2,963
Dauphin	31	0.6	50	1.0	50	1.0	4,920
Erie	8	0.3	23	0.9	19	0.7	2,558
Lackawanna	9	0.5	7	0.4	8	0.4	1,804
Lancaster	14	0.3	20	0.5	18	0.4	4,164
Lehigh	8	0.2	7	0.2	4	0.1	3,264
Luzerne	17	0.6	38	1.3	53	1.8	2,868
Northampton	4	0.1	16	0.5	15	0.5	3,278
Westmoreland	28	0.7	19	0.5	23	0.6	3,967
York	24	0.4	48	0.9	33	0.6	5,352
<b><u>4th Class Counties</u></b>							
Beaver	11	0.6	9	0.5	3	0.2	1,962
Butler	2	0.1	1	0.1	7	0.4	1,841
Cambria	9	0.5	8	0.5	19	1.1	1,725
Centre	8	0.6	2	0.2	0	--	1,290
Fayette	12	0.5	33	1.5	4	0.2	2,266
Franklin	1	0.1	17	1.0	11	0.7	1,638
Monroe	16	0.8	17	0.8	21	1.0	2,104
Schuylkill	14	0.7	54	2.6	6	0.3	2,091
Washington	5	0.2	7	0.3	30	1.3	2,304
<b><u>5th Class Counties</u></b>							
Adams	16	1.0	4	0.3	6	0.4	1,579
Blair	4	0.2	7	0.3	84	3.8	2,220
Lawrence	5	0.5	2	0.2	12	1.3	935
Lebanon	4	0.2	27	1.4	5	0.3	1,882
Lycoming	9	0.5	2	0.1	20	1.2	1,710
Mercer	1	0.1	7	0.5	7	0.5	1,520
Northumberland	6	0.5	7	0.6	9	0.7	1,247

Common Pleas Criminal - 2020 Processed

	Guilty Plea	%	Diversionsary Disposition*	%	Withdrawn/Dismissed	%	Inactive	%
<b><u>6th Class Counties</u></b>								
Armstrong	603	62.4	223	23.1	52	5.4	66	6.8
Bedford	557	78.9	104	14.7	18	2.5	18	2.5
Bradford	482	75.7	95	14.9	30	4.7	18	2.8
Carbon	874	64.5	220	16.2	77	5.7	161	11.9
Clarion	315	59.7	127	24.1	67	12.7	6	1.1
Clearfield	751	72.8	133	12.9	31	3.0	82	7.9
Clinton	478	83.1	74	12.9	7	1.2	11	1.9
Columbia	380	51.9	177	24.2	111	15.2	62	8.5
Crawford	826	80.8	78	7.6	44	4.3	54	5.3
Elk	404	74.5	106	19.6	15	2.8	16	3.0
Greene	210	62.1	60	17.8	30	8.9	23	6.8
Huntingdon	425	69.2	122	19.9	33	5.4	18	2.9
Indiana	569	61.9	182	19.8	59	6.4	83	9.0
Jefferson	416	64.3	146	22.6	49	7.6	32	4.9
McKean	292	61.1	102	21.3	31	6.5	13	2.7
Mifflin	450	83.8	46	8.6	20	3.7	11	2.0
Perry	324	71.5	77	17.0	27	6.0	14	3.1
Pike	342	62.9	91	16.7	37	6.8	67	12.3
Somerset	452	58.4	175	22.6	65	8.4	62	8.0
Susquehanna	250	64.6	90	23.3	20	5.2	8	2.1
Tioga	216	54.0	140	35.0	26	6.5	13	3.3
Venango	552	78.6	76	10.8	49	7.0	19	2.7
Warren	256	75.3	36	10.6	21	6.2	19	5.6
Wayne	179	67.0	63	23.6	13	4.9	8	3.0
<b><u>7th Class Counties</u></b>								
Juniata	161	72.9	47	21.3	3	1.4	5	2.3
Snyder	373	76.9	40	8.2	28	5.8	30	6.2
Union	218	73.4	26	8.8	20	6.7	21	7.1
Wyoming	254	73.6	36	10.4	29	8.4	20	5.8
<b><u>8th Class Counties</u></b>								
Cameron	52	72.2	13	18.1	5	6.9	2	2.8
Forest	37	57.8	12	18.8	9	14.1	5	7.8
Fulton	99	61.5	39	24.2	6	3.7	7	4.3
Montour	85	67.5	24	19.0	10	7.9	1	0.8
Potter	205	70.4	49	16.8	16	5.5	12	4.1
Sullivan	43	64.2	11	16.4	7	10.4	4	6.0

\* includes other diversionary programs such as Veterans Court.

Common Pleas Criminal - 2020 Processed

	Non-Jury Trial	%	Jury Trial	%	Other	%	Cases Processed
<b><u>6th Class Counties</u></b>							
Armstrong	10	1.0	9	0.9	3	0.3	966
Bedford	0	--	1	0.1	8	1.1	706
Bradford	3	0.5	3	0.5	6	0.9	637
Carbon	4	0.3	5	0.4	15	1.1	1,356
Clarion	2	0.4	8	1.5	3	0.6	528
Clearfield	3	0.3	4	0.4	28	2.7	1,032
Clinton	2	0.3	0	--	3	0.5	575
Columbia	1	0.1	0	--	1	0.1	732
Crawford	10	1.0	2	0.2	8	0.8	1,022
Elk	0	--	1	0.2	0	--	542
Greene	8	2.4	5	1.5	2	0.6	338
Huntingdon	2	0.3	3	0.5	11	1.8	614
Indiana	10	1.1	14	1.5	2	0.2	919
Jefferson	0	--	2	0.3	2	0.3	647
McKean	18	3.8	9	1.9	13	2.7	478
Mifflin	3	0.6	7	1.3	0	--	537
Perry	3	0.7	6	1.3	2	0.4	453
Pike	0	--	3	0.6	4	0.7	544
Somerset	2	0.3	2	0.3	16	2.1	774
Susquehanna	3	0.8	1	0.3	15	3.9	387
Tioga	2	0.5	2	0.5	1	0.3	400
Venango	2	0.3	4	0.6	0	--	702
Warren	1	0.3	3	0.9	4	1.2	340
Wayne	0	--	0	--	4	1.5	267
<b><u>7th Class Counties</u></b>							
Juniata	1	0.5	2	0.9	2	0.9	221
Snyder	6	1.2	5	1.0	3	0.6	485
Union	5	1.7	5	1.7	2	0.7	297
Wyoming	0	--	1	0.3	5	1.4	345
<b><u>8th Class Counties</u></b>							
Cameron	0	--	0	--	0	--	72
Forest	0	--	0	--	1	1.6	64
Fulton	2	1.2	2	1.2	6	3.7	161
Montour	0	--	2	1.6	4	3.2	126
Potter	0	--	9	3.1	0	--	291
Sullivan	0	--	1	1.5	1	1.5	67

Common Pleas Criminal - 2020 Age of Pending Cases

	0-60 Days	%	61-120 Days	%	121-180 Days	%	181-240 Days	%	241-300 Days	%	301-360 Days	%	Over 360 Days	%
<b><u>1st Class County</u></b>														
Philadelphia	697	9.0	723	9.4	122	1.6	38	0.5	337	4.4	1,445	18.7	4,365	56.5
<b><u>2nd Class County</u></b>														
Allegheny	1,166	15.2	1,885	24.6	1,289	16.8	406	5.3	348	4.5	626	8.2	1,944	25.4
<b><u>2A Class Counties</u></b>														
Bucks	1,193	29.1	1,079	26.3	773	18.8	256	6.2	186	4.5	203	4.9	413	10.1
Delaware	905	30.1	667	22.2	299	10.0	93	3.1	97	3.2	188	6.3	756	25.2
Montgomery	1,317	18.4	1,222	17.0	1,036	14.4	283	3.9	308	4.3	1,132	15.8	1,879	26.2
<b><u>3rd Class Counties</u></b>														
Berks	734	27.5	588	22.1	421	15.8	158	5.9	86	3.2	170	6.4	508	19.1
Chester	580	26.6	496	22.8	427	19.6	230	10.6	77	3.5	108	5.0	260	11.9
Cumberland	396	24.4	410	25.2	233	14.3	122	7.5	77	4.7	99	6.1	289	17.8
Dauphin	900	17.6	795	15.6	710	13.9	259	5.1	152	3.0	406	8.0	1,883	36.9
Erie	399	23.1	468	27.1	320	18.5	132	7.6	71	4.1	120	6.9	220	12.7
Lackawanna	272	29.5	240	26.0	113	12.2	64	6.9	46	5.0	70	7.6	118	12.8
Lancaster	545	17.5	716	22.9	679	21.8	250	8.0	159	5.1	187	6.0	585	18.7
Lehigh	413	37.5	377	34.2	104	9.4	20	1.8	14	1.3	80	7.3	94	8.5
Luzerne	495	22.3	605	27.3	295	13.3	126	5.7	108	4.9	167	7.5	422	19.0
Northampton	538	27.9	491	25.5	368	19.1	122	6.3	77	4.0	99	5.1	231	12.0
Westmoreland	713	22.3	597	18.7	434	13.6	147	4.6	119	3.7	216	6.8	973	30.4
York	762	22.2	652	19.0	561	16.4	274	8.0	155	4.5	371	10.8	652	19.0
<b><u>4th Class Counties</u></b>														
Beaver	203	26.5	223	29.1	139	18.1	56	7.3	24	3.1	44	5.7	77	10.1
Butler	329	25.6	259	20.2	195	15.2	84	6.5	67	5.2	99	7.7	252	19.6
Cambria	178	24.0	177	23.9	138	18.6	64	8.6	34	4.6	49	6.6	101	13.6
Centre	182	20.5	233	26.2	172	19.3	67	7.5	38	4.3	63	7.1	134	15.1
Fayette	192	12.2	324	20.6	206	13.1	166	10.6	68	4.3	191	12.2	425	27.0
Franklin	208	26.9	137	17.7	88	11.4	40	5.2	27	3.5	68	8.8	204	26.4
Monroe	381	22.1	453	26.2	268	15.5	73	4.2	103	6.0	155	9.0	293	17.0
Schuylkill	399	27.0	298	20.2	306	20.7	119	8.1	76	5.1	78	5.3	200	13.6
Washington	377	31.7	261	21.9	168	14.1	93	7.8	47	3.9	86	7.2	159	13.4
<b><u>5th Class Counties</u></b>														
Adams	214	43.4	163	33.1	68	13.8	19	3.9	9	1.8	15	3.0	5	1.0
Blair	195	12.0	379	23.3	274	16.9	214	13.2	104	6.4	130	8.0	330	20.3
Lawrence	90	16.3	171	31.0	115	20.8	57	10.3	23	4.2	21	3.8	75	13.6
Lebanon	236	21.3	279	25.2	282	25.5	150	13.6	34	3.1	50	4.5	75	6.8
Lycoming	226	24.3	229	24.6	125	13.4	92	9.9	23	2.5	63	6.8	173	18.6
Mercer	192	30.3	230	36.3	139	22.0	23	3.6	12	1.9	14	2.2	23	3.6
Northumberland	202	17.6	187	16.3	132	11.5	89	7.8	60	5.2	89	7.8	386	33.7

Common Pleas Criminal - 2020 Age of Pending Cases

	0-60 Days	%	61-120 Days	%	121-180 Days	%	181-240 Days	%	241-300 Days	%	301-360 Days	%	Over 360 Days	%
<b><u>6th Class Counties</u></b>														
Armstrong	140	18.7	205	27.4	178	23.8	89	11.9	21	2.8	41	5.5	74	9.9
Bedford	71	24.2	74	25.3	50	17.1	29	9.9	7	2.4	14	4.8	48	16.4
Bradford	101	34.6	126	43.2	38	13.0	9	3.1	3	1.0	5	1.7	10	3.4
Carbon	102	11.7	170	19.5	119	13.7	59	6.8	38	4.4	69	7.9	314	36.1
Clarion	46	21.2	76	35.0	43	19.8	17	7.8	6	2.8	11	5.1	18	8.3
Clearfield	169	25.1	164	24.3	122	18.1	95	14.1	29	4.3	23	3.4	72	10.7
Clinton	50	29.8	56	33.3	26	15.5	16	9.5	5	3.0	6	3.6	9	5.4
Columbia	176	14.2	171	13.8	191	15.4	92	7.4	57	4.6	102	8.2	453	36.5
Crawford	149	23.2	178	27.7	122	19.0	78	12.1	9	1.4	30	4.7	77	12.0
Elk	76	18.8	90	22.2	67	16.5	76	18.8	23	5.7	32	7.9	41	10.1
Greene	67	29.5	58	25.6	35	15.4	15	6.6	8	3.5	22	9.7	22	9.7
Huntingdon	98	32.0	68	22.2	29	9.5	30	9.8	8	2.6	22	7.2	51	16.7
Indiana	61	9.8	163	26.2	218	35.0	71	11.4	17	2.7	51	8.2	41	6.6
Jefferson	99	43.6	67	29.5	34	15.0	13	5.7	3	1.3	4	1.8	7	3.1
McKean	73	34.8	37	17.6	36	17.1	13	6.2	8	3.8	15	7.1	28	13.3
Mifflin	77	36.2	28	13.1	23	10.8	34	16.0	5	2.3	18	8.5	28	13.1
Perry	67	21.6	89	28.7	50	16.1	36	11.6	8	2.6	19	6.1	41	13.2
Pike	67	19.4	65	18.8	59	17.1	27	7.8	11	3.2	21	6.1	95	27.5
Somerset	124	14.9	185	22.3	160	19.3	85	10.2	46	5.5	71	8.6	159	19.2
Susquehanna	60	23.8	56	22.2	53	21.0	32	12.7	3	1.2	27	10.7	21	8.3
Tioga	55	28.1	40	20.4	33	16.8	20	10.2	7	3.6	19	9.7	22	11.2
Venango	70	16.2	123	28.5	71	16.4	54	12.5	13	3.0	53	12.3	48	11.1
Warren	33	11.8	88	31.5	60	21.5	42	15.1	10	3.6	17	6.1	29	10.4
Wayne	45	19.9	51	22.6	39	17.3	32	14.2	6	2.7	10	4.4	43	19.0
<b><u>7th Class Counties</u></b>														
Juniata	32	20.1	34	21.4	25	15.7	15	9.4	8	5.0	9	5.7	36	22.6
Snyder	48	17.3	74	26.7	66	23.8	47	17.0	7	2.5	14	5.1	21	7.6
Union	39	21.1	55	29.7	38	20.5	10	5.4	6	3.2	13	7.0	24	13.0
Wyoming	35	17.2	53	26.0	30	14.7	19	9.3	3	1.5	19	9.3	45	22.1
<b><u>8th Class Counties</u></b>														
Cameron	11	39.3	10	35.7	3	10.7	1	3.6	0	--	2	7.1	1	3.6
Forest	3	18.8	10	62.5	1	6.3	1	6.3	0	--	0	--	1	6.3
Fulton	25	26.0	10	10.4	11	11.5	3	3.1	4	4.2	12	12.5	31	32.3
Montour	18	10.0	19	10.6	17	9.4	18	10.0	3	1.7	11	6.1	94	52.2
Potter	43	25.6	33	19.6	32	19.0	21	12.5	9	5.4	10	6.0	20	11.9
Sullivan	9	31.0	8	27.6	5	17.2	1	3.4	1	3.4	0	--	5	17.2



---

---

## CRIMINAL

... cases in which a person is charged with having committed or omitted an act against the state.

<b>Age of Pending Cases</b>	A breakdown of the active criminal caseload by the interval of time elapsed from the date of first filing or refiling to the last day of the year. Age does not include lower court time elapsed from complaint or arrest until filing at the common pleas level.
<b>Begin Pending</b>	Active cases awaiting adjudication at the start of the reporting period, or the first day of the year.
<b>Cases Available for Processing</b>	The sum of Begin Pending plus New Cases Filed plus Reopened Cases for the calendar year.
<b>Cases Awaiting Sentencing</b>	Refers to those cases in which a guilty verdict has been rendered or a guilty plea accepted, but for which the penalty has not yet been imposed.
<b>Cases Processed</b>	<p>To count as processed; a case must have been Adjudicated or Closed during the reporting period. These cases are then categorized by disposition type and include:</p> <p><b>Diversionary Disposition:</b> A disposition category for cases in which the defendant is accepted into a state or county ARD (Accelerated Rehabilitative Disposition) program, which is a pre-trial diversionary program similar to probation. Upon successful completion of all conditions of the program, the defendant may petition the court to dismiss the charges. If an ARD is unsuccessful the case will reappear in the active caseload as a Refiled/ Reopened Case.</p> <p><b>Guilty Plea:</b> A disposition category for cases in which the defendant admits having committed an offense for which he is charged, or admits to a lesser felony, misdemeanor or summary offense.</p> <p><b>Inactive:</b> A disposition category for cases in which the defendant is not available for processing, including defendants declared fugitive, those with a pre-adjudicatory warrant, and those in the custody of another jurisdiction.</p> <p><b>Jury Trial:</b> A disposition category for cases adjudicated following the verdict of a jury.</p> <p><b>Non-Jury Trial:</b> A disposition category for cases adjudicated by the verdict of a judge.</p> <p><b>Other:</b> Includes cases that were processed with any disposition that is not counted in any other category. These can include specific dispositions such as <i>Defendant Deceased</i> or <i>Case Transferred</i>, but also cases that are <i>Uncategorized</i>, i.e. there is a change in status from Active to Adjudicated or Closed but there is no associated final disposition recorded on the case.</p>

---

---

**Withdrawn/Dismissed (quashed, nolle prosequi, etc.):**

*Withdrawn:* Cases in which the charges against the defendant have been retracted.

*Dismissed:* Cases in which the jurisdiction of the court is terminated by the court.

*Nol Pros/Nolle Prosequi:* A formal notice on the record that the prosecution will not proceed with the case that has been accepted by the court.

**End Pending**

The sum of Cases Available for Disposition less Cases Processed for the calendar year. This is the total number of cases awaiting disposition at the end of the year.

**New Cases**

A new criminal action is initiated with a Misdemeanor or Felony case held for or waived to common pleas court after a preliminary hearing. The unit of count is the OTN (Offense Tracking Number).

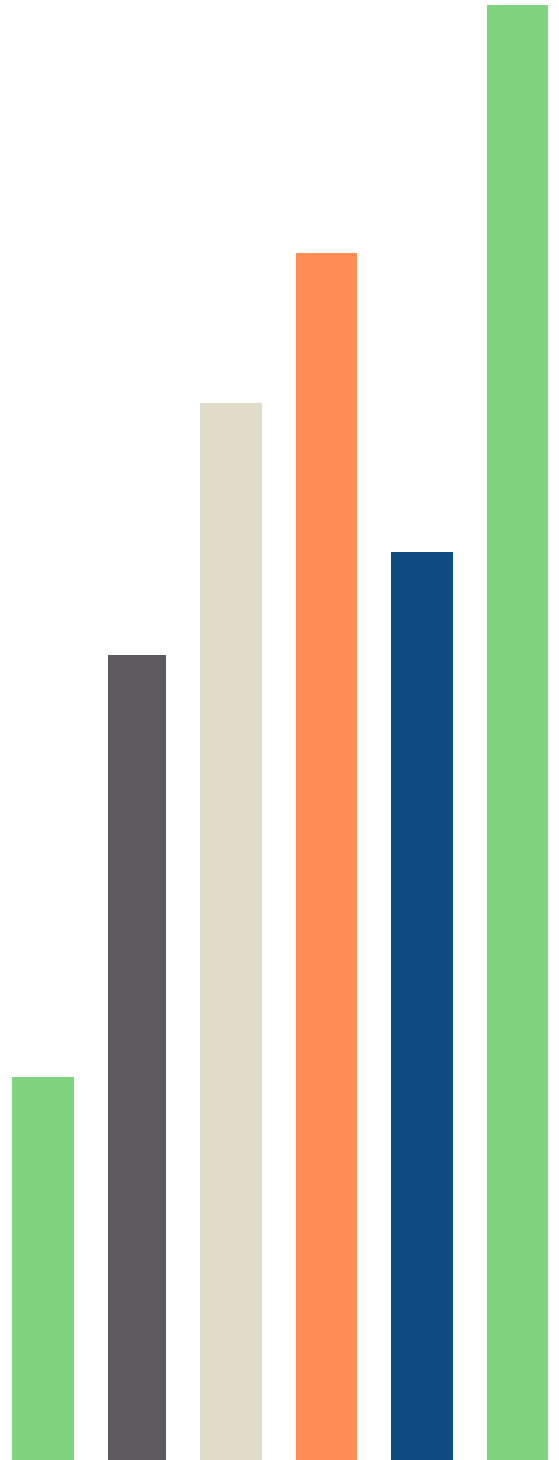
**Misdemeanor:** A statutory class of crime generally less serious than a felony offense and punishable by a fine, a jail term not to exceed five years, or both.

**Felony:** A crime, typically involving violence, regarded as more serious than a misdemeanor and punishable by imprisonment.

**Refiled/Reopened Cases**

Cases that were previously closed or inactive and became active during the reporting period. Included are cases that are re-filed, cases with a pre-adjudicatory warrant returned, cases previously disposed as a diversionary disposition but ARD was unsuccessful, or a guilty plea was withdrawn.

# Civil Caseload



# 2020 Common Pleas State Totals

## Civil Caseload

### Civil Action & Civil Other

**Cases Pending 1/1/20** **205,124** <sup>(R)</sup>

Docketed Cases	105,807
Arbitration Appeals	877
Cases Transferred In	605
Returned to Active	3,712

**Cases Available for Processing** **316,125**

**Cases Processed** **105,583**

**End Pending 12/31/20** **210,542**

**End Pending Breakdown:**

<b>Civil Action</b>	<b>128,729</b>	<b>61.1%</b>
<b>Civil Other</b>	<b>81,813</b>	<b>38.9%</b>

### Age of Pending Civil Actions

<b>0-6 Months</b>	35,791	29.6%
<b>7-12 Months</b>	20,601	17.1%
<b>13-18 Months</b>	18,330	15.2%
<b>19-24 Months</b>	12,525	10.4%
<b>25-30 Months</b>	7,259	6.0%
<b>31-36 Months</b>	5,001	4.1%
<b>37-42 Months</b>	3,826	3.2%
<b>43-48 Months</b>	5,916	4.9%
<b>49-54 Months</b>	2,065	1.7%
<b>55-60 Months</b>	1,579	1.3%
<b>61-66 Months</b>	1,519	1.3%
<b>67-72 Months</b>	1,240	1.0%
<b>Over 72 Months</b>	5,168	4.3%

**Total** **120,820** \*

**Of the Docketed Cases:**

Civil Action	76,617	72.4%
Civil Other	29,190	27.6%

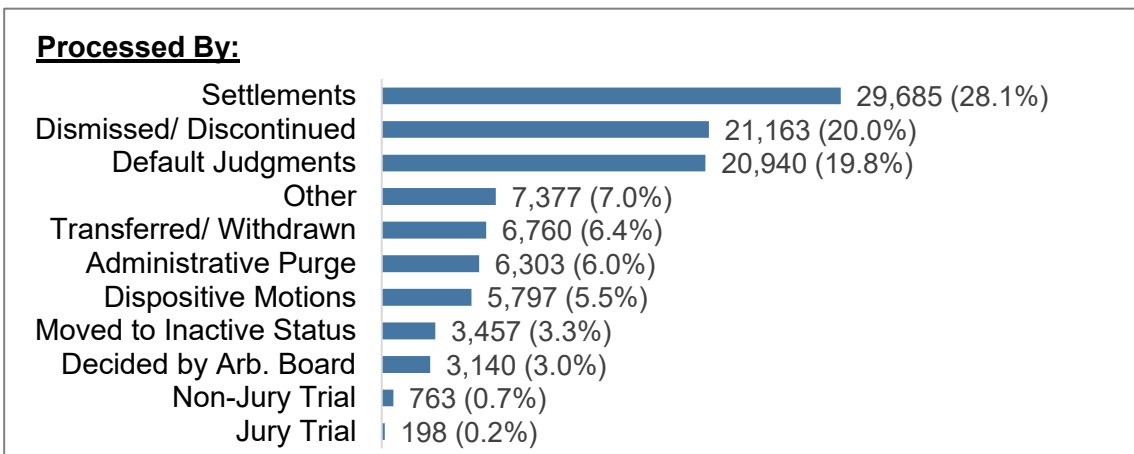
Pro Se Filings	4,825
Class Action Suits	190
MDJ Appeals	4,702

\* Civil Other includes:

Real Property - Ejectment, Eminent Domain/Condemnation, Mortgage Foreclosure: Residential and Commercial, Partition, Quiet Title

Civil Appeals - Board of Assessment, Board of Election, Department of Transportation, Zoning Board, Statutory Appeals

Miscellaneous - Common Law/Statutory Arbitration, Declaratory Judgment, Mandamus, Non-Domestic Restraining Orders, Quo Warranto, Replevin



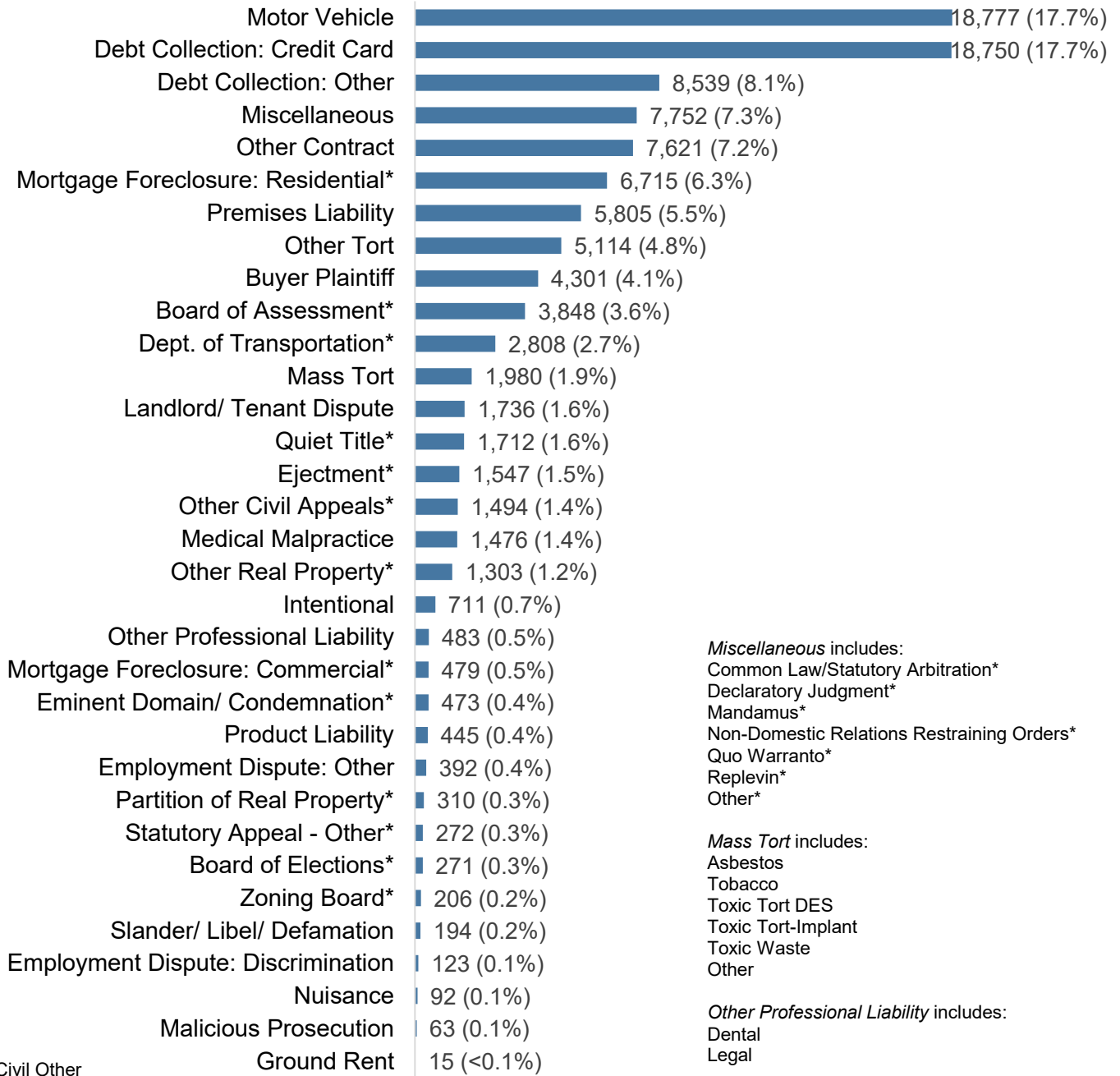
(R) - Revised

\*Cumberland and Delaware Counties Age of Pending Civil Actions data are unavailable at time of publication.

# 2020 Common Pleas State Totals

## Civil Case Types

### Civil Case Types:



### Total Filings By Case Category

Contract (does not include judgments)	39,726	37.5%	Miscellaneous	7,752	7.3%
Tort (does not include mass tort)	31,201	29.5%	Mass Tort	1,980	1.9%
Real Property	14,290	13.5%	Professional Liability	1,959	1.9%
Civil Appeals - Admin. Agencies	8,899	8.4%	<b>Total</b>	<b>105,807</b>	

Common Pleas Civil Action & Civil Other - 2020 Filings

**End Pending Breakdown**

	Begin Pending	Docketed Cases	Arb. Appeals	Cases Transf'd In	Returned to Active	Cases Processed	End Pending	Civil Action	Civil Other
<b><u>1st Class County</u></b>									
Philadelphia	39,811	26,784	303	7	2,932	27,534	42,303	34,808	7,495
<b><u>2nd Class County</u></b>									
Allegheny	11,506	11,888	150	1	60	9,299	14,306	12,447	1,859
<b><u>2A Class Counties</u></b>									
Bucks	6,936 (R)	4,976	53	89	0	5,161	6,893	5,537	1,356
Delaware	7,412 (R)	5,869	69	68	10	4,706	8,722	5,696	3,026
Montgomery	17,276	6,539	32	132	68	4,576	19,471	10,372	9,099
<b><u>3rd Class Counties</u></b>									
Berks	4,026	2,556	7	23	41	2,677	3,976	2,522	1,454
Chester	3,909	2,938	69	50	181	3,323	3,824	1,792	2,032
Cumberland	4,699 (R)	1,358	4	0	0	1,590	4,471	2,213	2,258
Dauphin	2,782 (R)	1,802	4	12	3	1,599	3,004	2,168	836
Erie	3,496	1,626	8	1	3	1,779	3,355	1,857	1,498
Lackawanna	11,659	2,094	5	89	0	2,638	11,209	5,864	5,345
Lancaster	6,840	2,049	5	7	8	2,064	6,845	4,354	2,491
Lehigh	3,069	2,800	43	16	29	2,804	3,153	2,351	802
Luzerne	6,749 (R)	3,149	12	0	0	2,543	7,367	3,838	3,529
Northampton	5,386 (R)	2,122	3	60	49	1,994	5,626	3,081	2,545
Westmoreland	8,351	2,433	10	0	15	2,011	8,798	2,772	6,026
York	3,468	2,370	12	8	3	2,470	3,391	2,348	1,043
<b><u>4th Class Counties</u></b>									
Beaver	1,235 (R)	1,208	3	0	67	1,561	952	539	413
Butler	1,672 (R)	1,068	1	0	0	935	1,806	1,138	668
Cambria	2,492 (R)	816	3	0	9	1,036	2,284	972	1,312
Centre	996	611	7	0	4	554	1,064	529	535
Fayette	1,549	991	8	0	107	1,102	1,553	1,028	525
Franklin	1,250	770	0	0	35	844	1,211	749	462
Monroe	8,735 (R)	2,229	18	7	0	3,556	7,433	1,660	5,773
Schuylkill	2,042	983	2	0	10	995	2,042	1,429	613
Washington	3,437	1,049	10	0	0	987	3,509	363	3,146
<b><u>5th Class Counties</u></b>									
Adams	525	484	4	0	8	529	492	329	163
Blair	1,384	832	0	2	2	946	1,274	950	324
Lawrence	1,362	519	0	0	0	467	1,414	889	525
Lebanon	1,195	704	6	1	9	687	1,228	916	312
Lycoming	770	584	5	1	0	674	686	526	160
Mercer	1,058	718	1	0	1	800	978	526	452
Northumberland	1,401	454	0	3	0	445	1,413	878	535

(R) - Revised

Common Pleas Civil Action & Civil Other - 2020 Filings

**End Pending Breakdown**

	Begin Pending	Docketed Cases	Arb. Appeals	Cases Transf'd In	Returned to Active	Cases Processed	End Pending	Civil Action	Civil Other
<b><u>6th Class Counties</u></b>									
Armstrong	537	325	0	0	0	414	448	305	143
Bedford	702	232	0	0	1	221	714	419	295
Bradford	1,575	386	0	0	0	291	1,670	679	991
Carbon	580	505	9	2	2	620	478	322	156
Clarion	506 (R)	208	0	0	0	125	589	273	316
Clearfield	607	487	0	1	0	479	616	260	356
Clinton	193	273	0	0	0	242	224	134	90
Columbia	517	356	0	0	0	344	529	383	146
Crawford	662	404	2	1	7	499	577	415	162
Elk	262	145	0	0	0	109	298	192	106
Greene	451 (R)	219	0	2	2	240	434	213	221
Huntingdon	545	228	0	0	1	354	420	240	180
Indiana	1,623	438	0	17	7	1,187	898	522	376
Jefferson	267 (R)	280	0	0	1	301	247	174	73
McKean	147 (R)	193	0	0	0	199	141	88	53
Mifflin	205	281	0	0	13	310	189	113	76
Perry	560	188	0	0	0	127	621	365	256
Pike	744	531	2	2	0	411	868	382	486
Somerset	752	481	2	0	17	600	652	477	175
Susquehanna	413	244	0	0	0	283	374	247	127
Tioga	10,230 (R)	178	2	0	0	1,273	9,137	2,923	6,214
Venango	1,284 (R)	281	0	0	0	220	1,345	529	816
Warren	292	212	0	0	0	192	312	166	146
Wayne	394	375	0	0	2	393	378	268	110
<b><u>7th Class Counties</u></b>									
Juniata	602	54	0	0	0	45	611	324	287
Snyder	195	190	2	1	5	233	160	127	33
Union	181	202	0	2	0	173	212	143	69
Wyoming	407	195	0	0	0	136	466	184	282
<b><u>8th Class Counties</u></b>									
Cameron	59	21	1	0	0	27	54	30	24
Forest	81	54	0	0	0	70	65	35	30
Fulton	97	64	0	0	0	54	107	65	42
Montour	465	108	0	0	0	196	377	147	230
Potter	385	62	0	0	0	293	154	104	50
Sullivan	126	34	0	0	0	36	124	40	84

(R) - Revised

Common Pleas Civil Action Civil Other - 2020 Docketed Cases by Case Type

	Contract	%	Real Property	%	Tort	%	Miscellaneous	%	Civil Appeals (Administrative Agencies)	%
<b><u>1st Class County</u></b>										
Philadelphia	4,372	16.3	2,305	8.6	14,377	53.7	2,990 *	11.2	453	1.7
<b><u>2nd Class County</u></b>										
Allegheny	4,882	41.1	1,551	13.0	2,874	24.2	113	1.0	2,084	17.5
<b><u>2A Class Counties</u></b>										
Bucks	2,340	47.0	544	10.9	1,145	23.0	443	8.9	412	8.3
Delaware	2,015	34.3	635	10.8	1,657	28.2	272	4.6	1,210	20.6
Montgomery	2,776	42.5	685	10.5	1,912	29.2	443	6.8	543	8.3
<b><u>3rd Class Counties</u></b>										
Berks	1,270	49.7	347	13.6	536	21.0	78	3.1	282	11.0
Chester	1,571	53.5	287	9.8	598	20.4	171	5.8	257	8.7
Cumberland	722	53.2	180	13.3	244	18.0	70	5.2	116	8.5
Dauphin	756	42.0	383	21.3	416	23.1	57	3.2	135	7.5
Erie	686	42.2	309	19.0	420	25.8	72	4.4	92	5.7
Lackawanna	881	42.1	279	13.3	498	23.8	187	8.9	197	9.4
Lancaster	1,089	53.1	243	11.9	420	20.5	61	3.0	201	9.8
Lehigh	1,207	43.1	245	8.8	793	28.3	85	3.0	395	14.1
Luzerne	1,088	34.6	749	23.8	683	21.7	298	9.5	281	8.9
Northampton	1,087	51.2	287	13.5	445	21.0	107	5.0	164	7.7
Westmoreland	1,005	41.3	538	22.1	413	17.0	210	8.6	224	9.2
York	1,156	48.8	482	20.3	401	16.9	104	4.4	186	7.8
<b><u>4th Class Counties</u></b>										
Beaver	394	32.6	303	25.1	183	15.1	228	18.9	88	7.3
Butler	520	48.7	195	18.3	170	15.9	58	5.4	105	9.8
Cambria	402	49.3	156	19.1	131	16.1	61	7.5	41	5.0
Centre	311	50.9	81	13.3	104	17.0	35	5.7	66	10.8
Fayette	507	51.2	182	18.4	150	15.1	68	6.9	59	6.0
Franklin	414	53.8	148	19.2	92	11.9	69	9.0	42	5.5
Monroe	879	39.4	607	27.2	350	15.7	162	7.3	222	10.0
Schuylkill	504	51.3	166	16.9	195	19.8	40	4.1	61	6.2
Washington	289	27.6	182	17.3	285	27.2	142	13.5	124	11.8
<b><u>5th Class Counties</u></b>										
Adams	259	53.5	85	17.6	61	12.6	39	8.1	35	7.2
Blair	523	62.9	110	13.2	125	15.0	26	3.1	23	2.8
Lawrence	275	53.0	102	19.7	93	17.9	29	5.6	13	2.5
Lebanon	350	49.7	117	16.6	102	14.5	89	12.6	40	5.7
Lycoming	304	52.1	87	14.9	102	17.5	25	4.3	50	8.6
Mercer	301	41.9	136	18.9	112	15.6	88	12.3	62	8.6
Northumberland	257	56.6	89	19.6	52	11.5	23	5.1	25	5.5

\* Includes certain petitions filed pursuant to the Municipal Claims and Tax Liens Act (53 P.S. § 7101 et seq.) specific to Cities of the First Class.

A breakdown of case types can be found at [www.pacourts.us](http://www.pacourts.us).



Common Pleas Civil Action Civil Other - 2020 Docketed Cases by Case Type

	Mass Tort	%	Professional Liability	%	Docketed Cases	Of the Docketed Cases:		
						Pro Se Filings	Class Action Suits	MDJ Appeals
<b><u>1st Class County</u></b>								
Philadelphia	1,855	6.9	432	1.6	26,784	818	41	358
<b><u>2nd Class County</u></b>								
Allegheny	69	0.6	315	2.6	11,888	1,173	85	562
<b><u>2A Class Counties</u></b>								
Bucks	5	0.1	87	1.7	4,976	169	2	169
Delaware	1	<0.1	79	1.3	5,869	103	4	114
Montgomery	5	0.1	175	2.7	6,539	182	12	257
<b><u>3rd Class Counties</u></b>								
Berks	1	<0.1	42	1.6	2,556	45	10	111
Chester	2	0.1	52	1.8	2,938	241	3	225
Cumberland	1	0.1	25	1.8	1,358	83	1	106
Dauphin	7	0.4	48	2.7	1,802	200	0	205
Erie	1	0.1	46	2.8	1,626	85	1	105
Lackawanna	2	0.1	50	2.4	2,094	87	0	101
Lancaster	0	--	35	1.7	2,049	15	2	170
Lehigh	9	0.3	66	2.4	2,800	150	1	183
Luzerne	2	0.1	48	1.5	3,149	284	3	225
Northampton	9	0.4	23	1.1	2,122	163	5	139
Westmoreland	1	<0.1	42	1.7	2,433	0	0	174
York	1	<0.1	40	1.7	2,370	67	0	140
<b><u>4th Class Counties</u></b>								
Beaver	1	0.1	11	0.9	1,208	135	3	134
Butler	0	--	20	1.9	1,068	4	0	58
Cambria	3	0.4	22	2.7	816	57	0	73
Centre	0	--	14	2.3	611	52	1	50
Fayette	0	--	25	2.5	991	1	1	86
Franklin	0	--	5	0.6	770	53	2	37
Monroe	0	--	9	0.4	2,229	49	1	122
Schuylkill	0	--	17	1.7	983	19	0	69
Washington	0	--	27	2.6	1,049	0	0	138
<b><u>5th Class Counties</u></b>								
Adams	0	--	5	1.0	484	21	0	26
Blair	0	--	25	3.0	832	60	0	55
Lawrence	0	--	7	1.3	519	3	1	10
Lebanon	0	--	6	0.9	704	46	0	52
Lycoming	0	--	16	2.7	584	0	0	19
Mercer	1	0.1	18	2.5	718	20	1	39
Northumberland	0	--	8	1.8	454	0	0	0

A breakdown of case types can be found at [www.pacourts.us](http://www.pacourts.us).

Common Pleas Civil Action Civil Other - 2020 Docketed Cases by Case Type

	Contract	%	Real Property	%	Tort	%	Miscellaneous	%	Civil Appeals (Administrative Agencies)	%
<b><u>6th Class Counties</u></b>										
Armstrong	165	50.8	71	21.8	43	13.2	26	8.0	17	5.2
Bedford	156	67.2	32	13.8	30	12.9	4	1.7	9	3.9
Bradford	174	45.1	51	13.2	55	14.2	54	14.0	41	10.6
Carbon	230	45.5	93	18.4	70	13.9	62	12.3	47	9.3
Clarion	88	42.3	43	20.7	35	16.8	21	10.1	18	8.7
Clearfield	237	48.7	81	16.6	73	15.0	63	12.9	23	4.7
Clinton	141	51.6	35	12.8	17	6.2	48	17.6	30	11.0
Columbia	184	51.7	74	20.8	56	15.7	17	4.8	20	5.6
Crawford	202	50.0	79	19.6	58	14.4	34	8.4	29	7.2
Elk	92	63.4	20	13.8	15	10.3	7	4.8	10	6.9
Greene	107	48.9	36	16.4	30	13.7	10	4.6	34	15.5
Huntingdon	116	50.9	42	18.4	29	12.7	18	7.9	19	8.3
Indiana	250	57.1	82	18.7	46	10.5	19	4.3	34	7.8
Jefferson	145	51.8	36	12.9	27	9.6	42	15.0	28	10.0
McKean	94	48.7	45	23.3	15	7.8	12	6.2	22	11.4
Mifflin	91	32.4	39	13.9	16	5.7	118	42.0	12	4.3
Perry	103	54.8	36	19.1	25	13.3	17	9.0	6	3.2
Pike	254	47.8	157	29.6	68	12.8	35	6.6	15	2.8
Somerset	287	59.7	60	12.5	85	17.7	14	2.9	32	6.7
Susquehanna	104	42.6	43	17.6	30	12.3	42	17.2	21	8.6
Tioga	103	57.9	25	14.0	19	10.7	20	11.2	10	5.6
Venango	150	53.4	53	18.9	30	10.7	22	7.8	20	7.1
Warren	124	58.5	29	13.7	13	6.1	5	2.4	39	18.4
Wayne	193	51.5	81	21.6	53	14.1	22	5.9	19	5.1
<b><u>7th Class Counties</u></b>										
Juniata	37	68.5	11	20.4	5	9.3	1	1.9	0	--
Snyder	125	65.8	28	14.7	20	10.5	8	4.2	7	3.7
Union	103	51.0	27	13.4	33	16.3	21	10.4	14	6.9
Wyoming	111	56.9	28	14.4	20	10.3	14	7.2	20	10.3
<b><u>8th Class Counties</u></b>										
Cameron	11	52.4	3	14.3	3	14.3	3	14.3	1	4.8
Forest	21	38.9	7	13.0	11	20.4	12	22.2	2	3.7
Fulton	38	59.4	16	25.0	6	9.4	1	1.6	3	4.7
Montour	41	38.0	10	9.3	18	16.7	13	12.0	4	3.7
Potter	40	64.5	10	16.1	4	6.5	4	6.5	4	6.5
Sullivan	17	50.0	12	35.3	4	11.8	0	--	1	2.9

A breakdown of case types can be found at [www.pacourts.us](http://www.pacourts.us).

Common Pleas Civil Action Civil Other - 2020 Docketed Cases by Case Type

	Mass Tort	%	Professional Liability	%	Docketed Cases	Of the Docketed Cases:		
						Pro Se Filings	Class Action Suits	MDJ Appeals
<b><u>6th Class Counties</u></b>								
Armstrong	0	--	3	0.9	325	19	0	22
Bedford	0	--	1	0.4	232	0	0	1
Bradford	0	--	11	2.8	386	25	0	26
Carbon	0	--	3	0.6	505	82	0	38
Clarion	0	--	3	1.4	208	7	0	7
Clearfield	0	--	10	2.1	487	6	0	18
Clinton	0	--	2	0.7	273	13	0	15
Columbia	0	--	5	1.4	356	13	0	32
Crawford	0	--	2	0.5	404	28	0	27
Elk	0	--	1	0.7	145	1	1	4
Greene	0	--	2	0.9	219	1	0	14
Huntingdon	1	0.4	3	1.3	228	31	3	16
Indiana	0	--	7	1.6	438	14	0	18
Jefferson	1	0.4	1	0.4	280	17	1	11
McKean	0	--	5	2.6	193	14	0	3
Mifflin	1	0.4	4	1.4	281	92	1	7
Perry	0	--	1	0.5	188	0	0	0
Pike	0	--	2	0.4	531	12	0	7
Somerset	0	--	3	0.6	481	27	0	49
Susquehanna	0	--	4	1.6	244	6	0	13
Tioga	0	--	1	0.6	178	2	0	6
Venango	0	--	6	2.1	281	0	1	2
Warren	1	0.5	1	0.5	212	0	0	0
Wayne	0	--	7	1.9	375	1	2	6
<b><u>7th Class Counties</u></b>								
Juniata	0	--	0	--	54	0	0	0
Snyder	0	--	2	1.1	190	5	0	17
Union	0	--	4	2.0	202	9	0	12
Wyoming	0	--	2	1.0	195	4	0	11
<b><u>8th Class Counties</u></b>								
Cameron	0	--	0	--	21	0	0	1
Forest	0	--	1	1.9	54	6	0	0
Fulton	0	--	0	--	64	0	0	1
Montour	0	--	22	20.4	108	2	1	2
Potter	0	--	0	--	62	3	0	3
Sullivan	0	--	0	--	34	0	0	1

A breakdown of case types can be found at [www.pacourts.us](http://www.pacourts.us).

Common Pleas Civil Action Civil Other - 2020 Processed

	<u>Non-Trial:</u>		Default		Dismissed/		Administrative		Dispositive	
	Settlements	%	Judgments	%	Discontinued	%	Purge	%	Motions	%
<b><u>1st Class County</u></b>										
Philadelphia	9,788	35.5	1,583	5.7	6,293	22.9	674	2.4	1,433	5.2
<b><u>2nd Class County</u></b>										
Allegheny	3,611	38.8	1,531	16.5	1,847	19.9	0	--	979	10.5
<b><u>2A Class Counties</u></b>										
Bucks	222	4.3	1,033	20.0	47	0.9	581	11.3	0	--
Delaware	1,501	31.9	907	19.3	185	3.9	318	6.8	221	4.7
Montgomery	2,976	65.0	1,113	24.3	0	--	244	5.3	0	--
<b><u>3rd Class Counties</u></b>										
Berks	773	28.9	650	24.3	353	13.2	258	9.6	368	13.7
Chester	980	29.5	956	28.8	0	--	213	6.4	618	18.6
Cumberland	820	51.6	451	28.4	0	--	157	9.9	36	2.3
Dauphin	338	21.1	425	26.6	390	24.4	243	15.2	24	1.5
Erie	755	42.4	501	28.2	37	2.1	116	6.5	278	15.6
Lackawanna	1,133	42.9	26	1.0	324	12.3	722	27.4	218	8.3
Lancaster	9	0.4	719	34.8	358	17.3	0	--	117	5.7
Lehigh	1,060	37.8	604	21.5	550	19.6	100	3.6	32	1.1
Luzerne	89	3.5	499	19.6	1,055	41.5	714	28.1	0	--
Northampton	119	6.0	480	24.1	1,055	52.9	0	--	35	1.8
Westmoreland	648	32.2	630	31.3	275	13.7	140	7.0	192	9.5
York	24	1.0	906	36.7	1	<0.1	262	10.6	238	9.6
<b><u>4th Class Counties</u></b>										
Beaver	489	31.3	209	13.4	241	15.4	46	2.9	3	0.2
Butler	155	16.6	225	24.1	542	58.0	0	--	1	0.1
Cambria	272	26.3	285	27.5	335	32.3	62	6.0	22	2.1
Centre	36	6.5	148	26.7	286	51.6	0	--	31	5.6
Fayette	73	6.6	338	30.7	462	41.9	107	9.7	80	7.3
Franklin	33	3.9	328	38.9	359	42.5	66	7.8	1	0.1
Monroe	227	6.4	949	26.7	2,205	62.0	0	--	0	--
Schuylkill	350	35.2	256	25.7	41	4.1	173	17.4	90	9.0
Washington	550	55.7	319	32.3	0	--	0	--	47	4.8
<b><u>5th Class Counties</u></b>										
Adams	221	41.8	224	42.3	40	7.6	2	0.4	2	0.4
Blair	257	27.2	269	28.4	342	36.2	0	--	9	1.0
Lawrence	1	0.2	158	33.8	198	42.4	69	14.8	6	1.3
Lebanon	167	24.3	231	33.6	91	13.2	61	8.9	73	10.6
Lycoming	153	22.7	214	31.8	112	16.6	43	6.4	8	1.2
Mercer	52	6.5	220	27.5	234	29.3	32	4.0	238	29.8
Northumberland	1	0.2	163	36.6	165	37.1	116	26.1	0	--

Common Pleas Civil Action Civil Other - 2020 Processed

	Decided by Arb. Board	%	Transf'd/ Withdrawn	%	Other	%	Moved to Inactive Status	%	Trial: Non-Jury Trial	%	Jury Trial	%	Cases Processed
<b><u>1st Class County</u></b>													
Philadelphia	679	2.5	1,388	5.0	2,675 *	9.7	2,763	10.0	182	0.7	76	0.3	27,534
<b><u>2nd Class County</u></b>													
Allegheny	630	6.8	189	2.0	132	1.4	225	2.4	145	1.6	10	0.1	9,299
<b><u>2A Class Counties</u></b>													
Bucks	126	2.4	2,429	47.1	641	12.4	0	--	70	1.4	12	0.2	5,161
Delaware	254	5.4	1,129	24.0	94	2.0	43	0.9	43	0.9	11	0.2	4,706
Montgomery	102	2.2	65	1.4	63	1.4	0	--	1	<0.1	12	0.3	4,576
<b><u>3rd Class Counties</u></b>													
Berks	39	1.5	178	6.6	25	0.9	27	1.0	2	0.1	4	0.1	2,677
Chester	222	6.7	196	5.9	44	1.3	72	2.2	13	0.4	9	0.3	3,323
Cumberland	17	1.1	71	4.5	11	0.7	24	1.5	2	0.1	1	0.1	1,590
Dauphin	7	0.4	42	2.6	63	3.9	16	1.0	47	2.9	4	0.3	1,599
Erie	24	1.3	38	2.1	16	0.9	14	0.8	0	--	0	--	1,779
Lackawanna	39	1.5	88	3.3	84	3.2	1	<0.1	1	<0.1	2	0.1	2,638
Lancaster	10	0.5	60	2.9	781	37.8	6	0.3	2	0.1	2	0.1	2,064
Lehigh	226	8.1	60	2.1	110	3.9	47	1.7	8	0.3	7	0.2	2,804
Luzerne	45	1.8	136	5.3	0	--	0	--	0	--	5	0.2	2,543
Northampton	37	1.9	88	4.4	111	5.6	47	2.4	17	0.9	5	0.3	1,994
Westmoreland	40	2.0	80	4.0	0	--	0	--	2	0.1	4	0.2	2,011
York	54	2.2	22	0.9	959	38.8	0	--	0	--	4	0.2	2,470
<b><u>4th Class Counties</u></b>													
Beaver	148	9.5	21	1.3	365	23.4	24	1.5	13	0.8	2	0.1	1,561
Butler	0	--	7	0.7	4	0.4	0	--	1	0.1	0	--	935
Cambria	7	0.7	19	1.8	31	3.0	0	--	3	0.3	0	--	1,036
Centre	31	5.6	16	2.9	5	0.9	1	0.2	0	--	0	--	554
Fayette	18	1.6	6	0.5	1	0.1	13	1.2	3	0.3	1	0.1	1,102
Franklin	8	0.9	8	0.9	5	0.6	35	4.1	0	--	1	0.1	844
Monroe	75	2.1	73	2.1	9	0.3	2	0.1	10	0.3	6	0.2	3,556
Schuylkill	10	1.0	30	3.0	35	3.5	7	0.7	3	0.3	0	--	995
Washington	31	3.1	26	2.6	4	0.4	0	--	5	0.5	5	0.5	987
<b><u>5th Class Counties</u></b>													
Adams	4	0.8	1	0.2	17	3.2	8	1.5	9	1.7	1	0.2	529
Blair	9	1.0	4	0.4	41	4.3	10	1.1	3	0.3	2	0.2	946
Lawrence	6	1.3	17	3.6	6	1.3	5	1.1	0	--	1	0.2	467
Lebanon	12	1.7	28	4.1	11	1.6	0	--	12	1.7	1	0.1	687
Lycoming	38	5.6	31	4.6	44	6.5	8	1.2	21	3.1	2	0.3	674
Mercer	9	1.1	11	1.4	3	0.4	0	--	0	--	1	0.1	800
Northumberland	0	--	0	--	0	--	0	--	0	--	0	--	445

\* Includes certain decrees entered pursuant to the Municipal Claims and Tax Liens Act (53 P.S. §7101 et seq.) specific to Cities of the First Class.

Common Pleas Civil Action Civil Other - 2020 Processed

**Non-Trial:**

	Settlements	%	Default Judgments	%	Dismissed/ Discontinued	%	Administrative Purge	%	Dispositive Motions	%
<b><u>6th Class Counties</u></b>										
Armstrong	33	8.0	135	32.6	139	33.6	35	8.5	50	12.1
Bedford	8	3.6	79	35.7	119	53.8	0	--	0	--
Bradford	134	46.0	107	36.8	0	--	46	15.8	1	0.3
Carbon	135	21.8	156	25.2	136	21.9	0	--	13	2.1
Clarion	13	10.4	48	38.4	56	44.8	0	--	0	--
Clearfield	81	16.9	200	41.8	15	3.1	0	--	150	31.3
Clinton	25	10.3	84	34.7	104	43.0	2	0.8	1	0.4
Columbia	4	1.2	114	33.1	128	37.2	33	9.6	9	2.6
Crawford	33	6.6	162	32.5	177	35.5	43	8.6	30	6.0
Elk	23	21.1	30	27.5	30	27.5	9	8.3	10	9.2
Greene	18	7.5	60	25.0	114	47.5	40	16.7	1	0.4
Huntingdon	5	1.4	59	16.7	164	46.3	57	16.1	4	1.1
Indiana	73	6.1	132	11.1	218	18.4	210	17.7	8	0.7
Jefferson	13	4.3	118	39.2	102	33.9	2	0.7	52	17.3
McKean	9	4.5	78	39.2	66	33.2	0	--	0	--
Mifflin	49	15.8	104	33.5	99	31.9	40	12.9	0	--
Perry	64	50.4	63	49.6	0	--	0	--	0	--
Pike	29	7.1	195	47.4	172	41.8	0	--	1	0.2
Somerset	217	36.2	161	26.8	50	8.3	40	6.7	33	5.5
Susquehanna	32	11.3	78	27.6	86	30.4	39	13.8	6	2.1
Tioga	536	42.1	564	44.3	55	4.3	106	8.3	5	0.4
Venango	6	2.7	117	53.2	92	41.8	0	--	0	--
Warren	65	33.9	85	44.3	9	4.7	0	--	1	0.5
Wayne	35	8.9	124	31.6	150	38.2	0	--	11	2.8
<b><u>7th Class Counties</u></b>										
Juniata	3	6.7	1	2.2	26	57.8	0	--	0	--
Snyder	0	--	72	30.9	101	43.3	0	--	0	--
Union	70	40.5	44	25.4	17	9.8	4	2.3	3	1.7
Wyoming	4	2.9	58	42.6	62	45.6	8	5.9	0	--
<b><u>8th Class Counties</u></b>										
Cameron	1	3.7	10	37.0	5	18.5	5	18.5	1	3.7
Forest	3	4.3	15	21.4	38	54.3	4	5.7	1	1.4
Fulton	0	--	20	37.0	15	27.8	5	9.3	0	--
Montour	15	7.7	72	36.7	60	30.6	32	16.3	6	3.1
Potter	66	22.5	29	9.9	121	41.3	18	6.1	0	--
Sullivan	0	--	16	44.4	14	38.9	6	16.7	0	--

Common Pleas Civil Action Civil Other - 2020 Processed

	Decided by Arb. Board	%	Transf'd/ Withdrawn	%	Other	%	Moved to Inactive Status	%	Trial: Non-Jury Trial	%	Jury Trial	%	Cases Processed
<b><u>6th Class Counties</u></b>													
Armstrong	3	0.7	15	3.6	4	1.0	0	--	0	--	0	--	414
Bedford	1	0.5	6	2.7	6	2.7	2	0.9	0	--	0	--	221
Bradford	0	--	1	0.3	0	--	0	--	1	0.3	1	0.3	291
Carbon	40	6.5	34	5.5	16	2.6	14	2.3	76	12.3	0	--	620
Clarion	0	--	4	3.2	3	2.4	0	--	0	--	1	0.8	125
Clearfield	8	1.7	6	1.3	12	2.5	0	--	7	1.5	0	--	479
Clinton	6	2.5	6	2.5	4	1.7	7	2.9	3	1.2	0	--	242
Columbia	7	2.0	4	1.2	44	12.8	0	--	1	0.3	0	--	344
Crawford	9	1.8	10	2.0	26	5.2	7	1.4	2	0.4	0	--	499
Elk	1	0.9	3	2.8	3	2.8	0	--	0	--	0	--	109
Greene	3	1.3	4	1.7	0	--	0	--	0	--	0	--	240
Huntingdon	6	1.7	2	0.6	57	16.1	0	--	0	--	0	--	354
Indiana	9	0.8	14	1.2	519	43.7	0	--	4	0.3	0	--	1,187
Jefferson	1	0.3	3	1.0	4	1.3	4	1.3	1	0.3	1	0.3	301
McKean	1	0.5	0	--	45	22.6	0	--	0	--	0	--	199
Mifflin	2	0.6	4	1.3	12	3.9	0	--	0	--	0	--	310
Perry	0	--	0	--	0	--	0	--	0	--	0	--	127
Pike	5	1.2	4	1.0	0	--	0	--	4	1.0	1	0.2	411
Somerset	17	2.8	16	2.7	57	9.5	1	0.2	7	1.2	1	0.2	600
Susquehanna	2	0.7	5	1.8	29	10.2	0	--	6	2.1	0	--	283
Tioga	4	0.3	3	0.2	0	--	0	--	0	--	0	--	1,273
Venango	0	--	1	0.5	4	1.8	0	--	0	--	0	--	220
Warren	2	1.0	0	--	17	8.9	13	6.8	0	--	0	--	192
Wayne	41	10.4	15	3.8	4	1.0	5	1.3	8	2.0	0	--	393
<b><u>7th Class Counties</u></b>													
Juniata	0	--	0	--	15	33.3	0	--	0	--	0	--	45
Snyder	5	2.1	4	1.7	40	17.2	4	1.7	6	2.6	1	0.4	233
Union	5	2.9	10	5.8	3	1.7	1	0.6	15	8.7	1	0.6	173
Wyoming	1	0.7	2	1.5	0	--	0	--	1	0.7	0	--	136
<b><u>8th Class Counties</u></b>													
Cameron	1	3.7	2	7.4	2	7.4	0	--	0	--	0	--	27
Forest	0	--	1	1.4	7	10.0	1	1.4	0	--	0	--	70
Fulton	0	--	1	1.9	13	24.1	0	--	0	--	0	--	54
Montour	0	--	8	4.1	2	1.0	0	--	1	0.5	0	--	196
Potter	3	1.0	15	5.1	39	13.3	0	--	2	0.7	0	--	293
Sullivan	0	--	0	--	0	--	0	--	0	--	0	--	36

Common Pleas Civil Action Civil Other - 2020 Age of Pending Cases

	0-6 months	%	7-12 months	%	13-18 months	%	19-24 months	%	25-30 months	%	31-36 months	%	37-42 months	%
<b><u>1st Class County</u></b>														
Philadelphia	9,365	26.9	7,081	20.3	6,293	18.1	3,436	9.9	1,465	4.2	941	2.7	876	2.5
<b><u>2nd Class County</u></b>														
Allegheny	5,039	40.5	2,004	16.1	1,565	12.6	1,356	10.9	739	5.9	425	3.4	283	2.3
<b><u>2A Class Counties</u></b>														
Bucks	1,894	34.2	905	16.3	847	15.3	627	11.3	418	7.5	280	5.1	197	3.6
Delaware *	--	--	--	--	--	--	--	--	--	--	--	--	--	--
Montgomery	2,457	23.7	1,482	14.3	1,422	13.7	957	9.2	692	6.7	425	4.1	410	4.0
<b><u>3rd Class Counties</u></b>														
Berks	928	36.8	403	16.0	347	13.8	321	12.7	128	5.1	101	4.0	73	2.9
Chester	934	52.1	333	18.6	218	12.2	113	6.3	60	3.3	41	2.3	20	1.1
Cumberland	--	--	--	--	--	--	--	--	--	--	--	--	--	--
Dauphin	671	31.0	361	16.7	352	16.2	310	14.3	171	7.9	62	2.9	55	2.5
Erie	558	30.0	292	15.7	259	13.9	209	11.3	149	8.0	94	5.1	57	3.1
Lackawanna	1,472	25.1	1,135	19.4	977	16.7	562	9.6	417	7.1	311	5.3	173	3.0
Lancaster	739	17.0	446	10.2	518	11.9	489	11.2	357	8.2	423	9.7	240	5.5
Lehigh	986	41.9	547	23.3	259	11.0	217	9.2	163	6.9	71	3.0	35	1.5
Luzerne	974	25.4	626	16.3	609	15.9	521	13.6	356	9.3	208	5.4	112	2.9
Northampton	826	26.8	403	13.1	405	13.1	200	6.5	157	5.1	122	4.0	140	4.5
Westmoreland	686	24.7	497	17.9	511	18.4	435	15.7	200	7.2	113	4.1	79	2.8
York	741	31.6	380	16.2	357	15.2	294	12.5	171	7.3	101	4.3	85	3.6
<b><u>4th Class Counties</u></b>														
Beaver	323	59.9	55	10.2	52	9.6	26	4.8	31	5.8	18	3.3	14	2.6
Butler	343	30.1	225	19.8	169	14.9	114	10.0	94	8.3	58	5.1	52	4.6
Cambria	256	26.3	145	14.9	155	15.9	124	12.8	81	8.3	57	5.9	44	4.5
Centre	190	35.9	80	15.1	68	12.9	58	11.0	38	7.2	27	5.1	23	4.3
Fayette	300	29.2	163	15.9	175	17.0	147	14.3	64	6.2	39	3.8	39	3.8
Franklin	214	28.6	109	14.6	106	14.2	93	12.4	79	10.5	30	4.0	27	3.6
Monroe	545	32.8	340	20.5	242	14.6	171	10.3	104	6.3	68	4.1	42	2.5
Schuylkill	341	23.9	189	13.2	198	13.9	147	10.3	95	6.6	101	7.1	92	6.4
Washington	172	47.4	29	8.0	6	1.7	8	2.2	5	1.4	6	1.7	7	1.9
<b><u>5th Class Counties</u></b>														
Adams	147	44.7	74	22.5	68	20.7	30	9.1	3	0.9	4	1.2	1	0.3
Blair	499	52.5	146	15.4	117	12.3	60	6.3	45	4.7	30	3.2	22	2.3
Lawrence	194	21.8	113	12.7	100	11.2	95	10.7	57	6.4	62	7.0	50	5.6
Lebanon	355	38.8	100	10.9	96	10.5	86	9.4	33	3.6	34	3.7	25	2.7
Lycoming	180	34.2	85	16.2	97	18.4	67	12.7	35	6.7	30	5.7	10	1.9
Mercer	195	37.1	96	18.3	67	12.7	55	10.5	34	6.5	22	4.2	13	2.5
Northumberland	163	18.6	61	6.9	85	9.7	78	8.9	58	6.6	85	9.7	93	10.6

\* Cumberland County Age of Pending Civil Actions unavailable at time of publication.

\*Delaware County Age of Pending Civil Actions unavailable at time of publication due to an ongoing review and recovery efforts related to a cyber-attack.



Common Pleas Civil Action Civil Other - 2020 Age of Pending Cases

	43-48 months	%	49-54 months	%	55-60 months	%	61-66 months	%	67-72 months	%	over 72 months	%	Total
<b><u>1st Class County</u></b>													
Philadelphia	3,682	10.6	315	0.9	97	0.3	167	0.5	160	0.5	930	2.7	34,808
<b><u>2nd Class County</u></b>													
Allegheny	225	1.8	201	1.6	141	1.1	101	0.8	81	0.7	287	2.3	12,447
<b><u>2A Class Counties</u></b>													
Bucks	100	1.8	80	1.4	65	1.2	33	0.6	22	0.4	69	1.2	5,537
Delaware *	--	--	--	--	--	--	--	--	--	--	--	--	--
Montgomery	297	2.9	217	2.1	181	1.7	225	2.2	201	1.9	1,406	13.6	10,372
<b><u>3rd Class Counties</u></b>													
Berks	62	2.5	43	1.7	32	1.3	27	1.1	8	0.3	49	1.9	2,522
Chester	12	0.7	11	0.6	8	0.4	1	0.1	2	0.1	39	2.2	1,792
Cumberland	--	--	--	--	--	--	--	--	--	--	--	--	--
Dauphin	41	1.9	33	1.5	15	0.7	11	0.5	11	0.5	75	3.5	2,168
Erie	44	2.4	48	2.6	32	1.7	22	1.2	11	0.6	82	4.4	1,857
Lackawanna	177	3.0	145	2.5	132	2.3	124	2.1	116	2.0	123	2.1	5,864
Lancaster	247	5.7	201	4.6	204	4.7	238	5.5	154	3.5	98	2.3	4,354
Lehigh	13	0.6	14	0.6	13	0.6	4	0.2	5	0.2	24	1.0	2,351
Luzerne	83	2.2	70	1.8	38	1.0	26	0.7	26	0.7	189	4.9	3,838
Northampton	114	3.7	81	2.6	73	2.4	77	2.5	69	2.2	414	13.4	3,081
Westmoreland	61	2.2	39	1.4	34	1.2	21	0.8	19	0.7	77	2.8	2,772
York	42	1.8	46	2.0	31	1.3	18	0.8	20	0.9	62	2.6	2,348
<b><u>4th Class Counties</u></b>													
Beaver	7	1.3	8	1.5	1	0.2	1	0.2	2	0.4	1	0.2	539
Butler	28	2.5	15	1.3	11	1.0	5	0.4	4	0.4	20	1.8	1,138
Cambria	25	2.6	26	2.7	14	1.4	5	0.5	10	1.0	30	3.1	972
Centre	19	3.6	5	0.9	7	1.3	9	1.7	3	0.6	2	0.4	529
Fayette	27	2.6	17	1.7	16	1.6	5	0.5	7	0.7	29	2.8	1,028
Franklin	26	3.5	17	2.3	7	0.9	8	1.1	4	0.5	29	3.9	749
Monroe	20	1.2	11	0.7	30	1.8	30	1.8	28	1.7	29	1.7	1,660
Schuylkill	48	3.4	25	1.7	38	2.7	36	2.5	24	1.7	95	6.6	1,429
Washington	3	0.8	8	2.2	8	2.2	5	1.4	9	2.5	97	26.7	363
<b><u>5th Class Counties</u></b>													
Adams	1	0.3	0	--	0	--	0	--	0	--	1	0.3	329
Blair	5	0.5	9	0.9	5	0.5	4	0.4	2	0.2	6	0.6	950
Lawrence	34	3.8	32	3.6	32	3.6	26	2.9	29	3.3	65	7.3	889
Lebanon	22	2.4	10	1.1	17	1.9	17	1.9	11	1.2	110	12.0	916
Lycoming	12	2.3	3	0.6	2	0.4	3	0.6	1	0.2	1	0.2	526
Mercer	12	2.3	10	1.9	2	0.4	3	0.6	6	1.1	11	2.1	526
Northumberland	72	8.2	53	6.0	24	2.7	13	1.5	22	2.5	71	8.1	878

Common Pleas Civil Action Civil Other - 2020 Age of Pending Cases

	0-6 months	%	7-12 months	%	13-18 months	%	19-24 months	%	25-30 months	%	31-36 months	%	37-42 months	%
<b><u>6th Class Counties</u></b>														
Armstrong	102	33.4	42	13.8	50	16.4	44	14.4	21	6.9	15	4.9	8	2.6
Bedford	103	24.6	37	8.8	53	12.6	43	10.3	22	5.3	14	3.3	16	3.8
Bradford	121	17.8	71	10.5	68	10.0	69	10.2	54	8.0	52	7.7	57	8.4
Carbon	127	39.4	67	20.8	52	16.1	25	7.8	17	5.3	10	3.1	12	3.7
Clarion	62	22.7	30	11.0	32	11.7	25	9.2	16	5.9	5	1.8	17	6.2
Clearfield	142	54.6	31	11.9	25	9.6	24	9.2	14	5.4	17	6.5	3	1.2
Clinton	64	47.8	29	21.6	18	13.4	8	6.0	6	4.5	6	4.5	2	1.5
Columbia	114	29.8	60	15.7	68	17.8	55	14.4	33	8.6	27	7.0	9	2.3
Crawford	118	28.4	65	15.7	71	17.1	48	11.6	38	9.2	29	7.0	13	3.1
Elk	57	29.7	29	15.1	23	12.0	19	9.9	20	10.4	15	7.8	5	2.6
Greene	56	26.3	40	18.8	51	23.9	24	11.3	11	5.2	12	5.6	8	3.8
Huntingdon	82	34.2	28	11.7	47	19.6	29	12.1	16	6.7	9	3.8	7	2.9
Indiana	147	28.2	73	14.0	83	15.9	64	12.3	41	7.9	36	6.9	14	2.7
Jefferson	72	41.4	32	18.4	34	19.5	16	9.2	6	3.4	8	4.6	0	--
McKean	43	48.9	18	20.5	18	20.5	5	5.7	1	1.1	1	1.1	2	2.3
Mifflin	50	44.2	22	19.5	13	11.5	13	11.5	8	7.1	4	3.5	3	2.7
Perry	53	14.5	49	13.4	36	9.9	31	8.5	15	4.1	18	4.9	21	5.8
Pike	136	35.6	106	27.7	52	13.6	35	9.2	20	5.2	18	4.7	11	2.9
Somerset	162	34.0	98	20.5	74	15.5	63	13.2	39	8.2	10	2.1	7	1.5
Susquehanna	67	27.1	49	19.8	43	17.4	25	10.1	26	10.5	17	6.9	7	2.8
Tioga	659	22.5	449	15.4	399	13.7	250	8.6	203	6.9	199	6.8	145	5.0
Venango	85	16.1	48	9.1	58	11.0	45	8.5	33	6.2	25	4.7	24	4.5
Warren	64	38.6	19	11.4	13	7.8	10	6.0	14	8.4	5	3.0	9	5.4
Wayne	125	46.6	39	14.6	56	20.9	20	7.5	12	4.5	8	3.0	3	1.1
<b><u>7th Class Counties</u></b>														
Juniata	22	6.8	16	4.9	26	8.0	23	7.1	14	4.3	12	3.7	6	1.9
Snyder	66	52.0	24	18.9	17	13.4	6	4.7	7	5.5	3	2.4	2	1.6
Union	58	40.6	28	19.6	25	17.5	17	11.9	7	4.9	4	2.8	0	--
Wyoming	48	26.1	41	22.3	29	15.8	24	13.0	13	7.1	6	3.3	12	6.5
<b><u>8th Class Counties</u></b>														
Cameron	7	23.3	3	10.0	4	13.3	4	13.3	4	13.3	5	16.7	1	3.3
Forest	9	25.7	10	28.6	5	14.3	5	14.3	0	--	5	14.3	0	--
Fulton	19	29.2	4	6.2	4	6.2	11	16.9	7	10.8	3	4.6	3	4.6
Montour	41	27.9	27	18.4	25	17.0	23	15.6	9	6.1	6	4.1	5	3.4
Potter	15	14.4	8	7.7	10	9.6	11	10.6	6	5.8	6	5.8	4	3.8
Sullivan	8	20.0	4	10.0	8	20.0	5	12.5	7	17.5	2	5.0	1	2.5

Common Pleas Civil Action Civil Other - 2020 Age of Pending Cases

	43-48 months	%	49-54 months	%	55-60 months	%	61-66 months	%	67-72 months	%	over 72 months	%	Total
<b><u>6th Class Counties</u></b>													
Armstrong	5	1.6	5	1.6	2	0.7	4	1.3	2	0.7	5	1.6	305
Bedford	20	4.8	9	2.1	9	2.1	6	1.4	3	0.7	84	20.0	419
Bradford	35	5.2	32	4.7	29	4.3	25	3.7	23	3.4	43	6.3	679
Carbon	2	0.6	1	0.3	4	1.2	0	--	0	--	5	1.6	322
Clarion	14	5.1	23	8.4	15	5.5	19	7.0	7	2.6	8	2.9	273
Clearfield	1	0.4	0	--	1	0.4	0	--	1	0.4	1	0.4	260
Clinton	1	0.7	0	--	0	--	0	--	0	--	0	--	134
Columbia	7	1.8	2	0.5	3	0.8	1	0.3	0	--	4	1.0	383
Crawford	12	2.9	7	1.7	2	0.5	3	0.7	1	0.2	8	1.9	415
Elk	9	4.7	3	1.6	3	1.6	2	1.0	1	0.5	6	3.1	192
Greene	3	1.4	1	0.5	1	0.5	2	0.9	1	0.5	3	1.4	213
Huntingdon	4	1.7	2	0.8	3	1.3	3	1.3	3	1.3	7	2.9	240
Indiana	12	2.3	5	1.0	7	1.3	2	0.4	8	1.5	30	5.7	522
Jefferson	3	1.7	1	0.6	0	--	0	--	1	0.6	1	0.6	174
McKean	0	--	0	--	0	--	0	--	0	--	0	--	88
Mifflin	0	--	0	--	0	--	0	--	0	--	0	--	113
Perry	25	6.8	11	3.0	15	4.1	16	4.4	8	2.2	67	18.4	365
Pike	2	0.5	2	0.5	0	--	0	--	0	--	0	--	382
Somerset	6	1.3	4	0.8	2	0.4	4	0.8	1	0.2	7	1.5	477
Susquehanna	1	0.4	3	1.2	1	0.4	3	1.2	1	0.4	4	1.6	247
Tioga	135	4.6	125	4.3	122	4.2	99	3.4	75	2.6	63	2.2	2,923
Venango	23	4.3	21	4.0	22	4.2	19	3.6	15	2.8	111	21.0	529
Warren	4	2.4	2	1.2	5	3.0	6	3.6	7	4.2	8	4.8	166
Wayne	3	1.1	0	--	0	--	2	0.7	0	--	0	--	268
<b><u>7th Class Counties</u></b>													
Juniata	4	1.2	6	1.9	11	3.4	21	6.5	13	4.0	150	46.3	324
Snyder	0	--	1	0.8	1	0.8	0	--	0	--	0	--	127
Union	2	1.4	1	0.7	1	0.7	0	--	0	--	0	--	143
Wyoming	5	2.7	2	1.1	1	0.5	1	0.5	2	1.1	0	--	184
<b><u>8th Class Counties</u></b>													
Cameron	1	3.3	0	--	0	--	0	--	0	--	1	3.3	30
Forest	0	--	0	--	0	--	1	2.9	0	--	0	--	35
Fulton	2	3.1	1	1.5	4	6.2	6	9.2	0	--	1	1.5	65
Montour	3	2.0	0	--	1	0.7	2	1.4	0	--	5	3.4	147
Potter	9	8.7	2	1.9	3	2.9	5	4.8	0	--	25	24.0	104
Sullivan	2	5.0	0	--	1	2.5	2	5.0	0	--	0	--	40

---

---

## CIVIL

*... cases in which the plaintiff requests enforcement or protection of a right or the remedy for, or prevention of a wrong done by the defendant.*

<b>Age of Pending Cases</b>	A breakdown of the caseload by the interval of time elapsed from the date of first filing to year's end.
<b>Arbitration Appeal</b>	A category for civil cases appealed de novo from an arbitration award.
<b>Cases Processed</b>	Disposition categories include:  <b>Cases Decided by an Arbitration Board:</b> Civil Actions decided by a Board of Arbitrators following an evidentiary hearing.  <b>Default Judgments:</b> Judgments entered against a party who failed to defend against a claim that has been brought by another party.  <b>Dismissed/Discontinued:</b> A disposition category for cases dismissed or discontinued.  <b>Dispositive Motions:</b> Motions seeking a court order that entirely disposes of one or more claims in favor of the moving party without further court proceedings.  <b>Jury Trial:</b> A disposition category for cases resolved by the verdict of a jury.  <b>Moved to Inactive Status:</b> Cases removed from the pending inventory that have been administratively classified as inactive.  <b>Non-Jury Trial:</b> A disposition category for cases resolved by the verdict of a judge.  <b>Other:</b> A residual disposition category for cases that cannot be counted in the disposition categories listed.  <b>Pa.R.C.P. 230.2 Administrative Review:</b> Civil cases that are terminated due to inactivity after a reasonable period of time, as dictated by rule.  <b>Settlements:</b> A disposition category for cases in which litigants reach an agreement resolving the dispute.  <b>Transferred/Withdrawn:</b> Transferred - cases that have been assigned to another jurisdiction. Withdrawn - cases in which the plaintiff has retracted their filing before the court.
<b>Cases Transferred In</b>	Civil cases transferred from another jurisdiction.
<b>Civil Action</b>	A category of civil cases in which an action is brought to enforce, redress or protect private rights.

---

<b>Civil Other</b>	A residual category of civil cases which are not Civil Actions. Included in this category are mandamus, replevin, mortgage foreclosure, etc.
<b>Civil Appeals</b>	<p>Cases in which the party filing in the court of common pleas is disputing the decision from an administrative agency. Administrative agencies include the Board of Assessment, the County Board of Elections, the Department of Transportation and the Zoning Board. Cases may be appealed from a Magisterial District Judge or Philadelphia Municipal Court Judge, a board of arbitrators or an administrative agency.</p> <p><b>Statutory Appeal: Other</b> - a residual case type category of civil appeals; the challenge to an action specifically provided for by statute.</p> <p><b>Other</b> - a residual case type category for civil appeals that cannot be counted in the listed categories.</p>
<b>Contract</b>	<p>Civil cases involving a dispute over an express or implied agreement between two or more parties:</p> <p><b>Buyer Plaintiff</b> - cases where a plaintiff/buyer of goods or services brings suit against a defendant/seller of goods or services for failure to either deliver the goods or services or to honor a warranty as promised in an express or implied agreement.</p> <p><b>Debt Collection: Credit Card</b> - cases where the plaintiff brings suit against a defendant for failure to pay for the goods or services as promised in either an express or implied credit card agreement/contract.</p> <p><b>Debt Collection: Other</b> - a residual case type category for debt collection that cannot be counted as an attempt to collect a credit card debt.</p> <p><b>Employment Dispute: Discrimination</b> - cases in which the plaintiff/employee alleges that the defendant/employer denied hiring, salary increases, or other forms of advancement based on the employee's race, gender, national origin, or sexual orientation.</p> <p><b>Employment Dispute: Other</b> - cases involving allegations other than discrimination, for instance wrongful termination.</p> <p><b>Other</b> - a residual case type category for contract cases that cannot be counted in the listed categories, for instance fraud, bad faith.</p>
<b>Docketed Cases</b>	The number of cases which have been filed in the prothonotary's office and are intended to be litigated.
<b>Mass Tort</b>	<p>A civil action case that involves numerous plaintiffs suing one or several defendants for an action arising from negligence on the part of the defendant/defendants.</p> <p><b>Other</b> - a residual case type category for mass tort cases that cannot be counted in the listed categories.</p>

---

---

---

**Miscellaneous**

Civil cases that cannot be counted in the case type categories listed:

**Common Law/Statutory Arbitration:**

**Common Law Arbitration** - elements of the arbitration process that are governed by common law.

**Statutory Arbitration** - elements of the arbitration process that are dictated by statute.

**Declaratory Judgment** - cases in which the plaintiff is seeking a decision from the court deciding the legal rights, duties or status of the parties.

**Mandamus** - cases in which the plaintiff seeks to force an official to perform an act he/she is legally required to do. The purpose is only to enforce rights already established.

**Non-Domestic Relations Restraining Order** - cases in which a petition for a restraining order is not the result of a domestic altercation. Cases reported in this category include petitions filed under the Protection from Sexual Violence & Intimidation Act (42 Pa.C.S. §62A).

**Other** - a residual case type category for miscellaneous cases that cannot be counted in the listed categories.

**Quo Warranto** - cases in which the plaintiff seeks to challenge an individual's right to hold a public or corporate office.

**Replevin** - cases in which the plaintiff seeks to recover goods or other property from a defendant who has wrongfully taken or retained them.

**Professional Liability**

Malpractice tort cases in which the defendant is alleged to have failed to provide reasonable professional care, attention, or skill to their patient/client thereby causing physical and/or financial harm:

**Dental** - cases that allege misconduct or negligence by a person in the dental profession acting in their professional capacity.

**Legal** - cases that allege misconduct or negligence by a person in the legal profession acting in their professional capacity.

**Medical** - cases that allege misconduct or negligence by a person in the medical profession acting in their professional capacity.

**Other Professional** - malpractice cases that allege misconduct or negligence by a person other than those previously specified such as accountants and architects.

---

---

## Real Property

Civil cases involving disputes over the ownership, use, boundaries, or value of real property. Real property is land and the things attached to it:

**Ejectment** - cases where the plaintiff brings suit in order to recover possession of land.

**Eminent Domain** - cases where property is taken by the government and the property owner files suit to halt the action.

**Ground Rent** - cases in which the plaintiff/landlord seeks to recover rent paid for the use of land.

**Landlord/Tenant Dispute** - cases where the plaintiff alleges a breach of the lease agreement between a landlord and a tenant, such as eviction.

**Mortgage Foreclosure: Residential/Commercial** - cases in which a mortgage holder such as a bank or finance company brings suit to take possession of and sell the mortgaged property to satisfy a debt.

**Other** - a residual case type category for real property cases that cannot be counted in the listed categories, such as alleged violations of housing code, mobile park evictions.

**Partition** - cases where the plaintiff brings suit in order to obtain a court ordered division of jointly owned real property.

**Quiet Title** - cases in which the plaintiff sues to have the court resolve conflicts over real property.

## Returned to Active

Cases previously deemed “inactive” that are being brought back into the pending inventory.

## Tort

A civil wrong arising from an act or failure to act, independent of a contract, for which an action for personal injury or property damages may be brought:

**Intentional** - cases in which injury to property or person is alleged to have been willfully done.

**Malicious Prosecution** - intentionally initiating a legal action that is brought without probable cause.

**Motor Vehicle** - cases involving personal injury, property damage, or wrongful death resulting from alleged negligence while operating a motor vehicle.

**Nuisance** - cases which involve activities that are unreasonable, unwarranted or unlawful, such as excess noise, traffic increase, and public disturbances.

**Other** - a residual case type category for tort cases that cannot be counted in the listed categories.

---

---

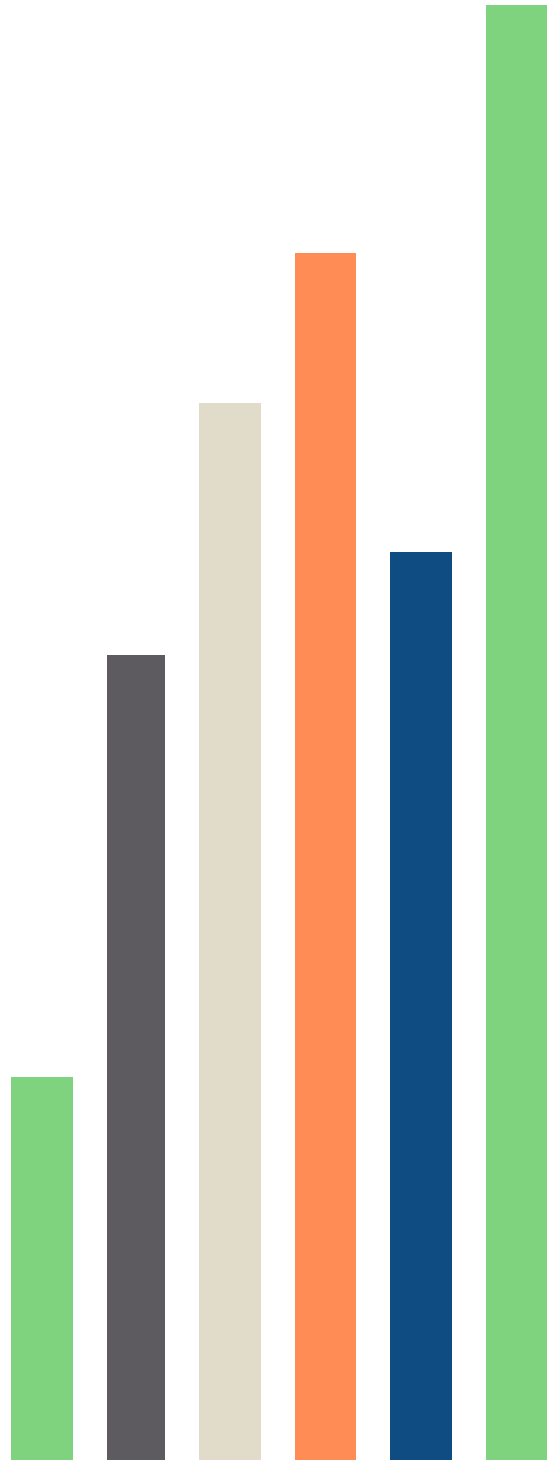
**Premises Liability** - cases involving claims brought against the owner of real property where the condition of the property is alleged to be the cause of personal injury.

**Product Liability** - cases involving the alleged responsibility of a vendor or manufacturer of goods to compensate for injury caused by defective merchandise.

**Slander/Libel/Defamation** - cases alleging harm to the reputation, community standing or livelihood of the plaintiff caused by false or misleading statements made by the defendant.



# Domestic Relations Section



## 2020 Common Pleas State Totals Protection From Abuse

**Cases Pending 1/1/20** **9,836** <sup>(R)</sup>

New Cases Filed 35,993

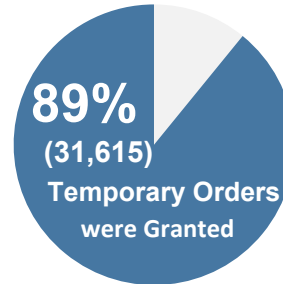
**Of the New Cases Filed:**

**Cases Available for Processing** **45,829**

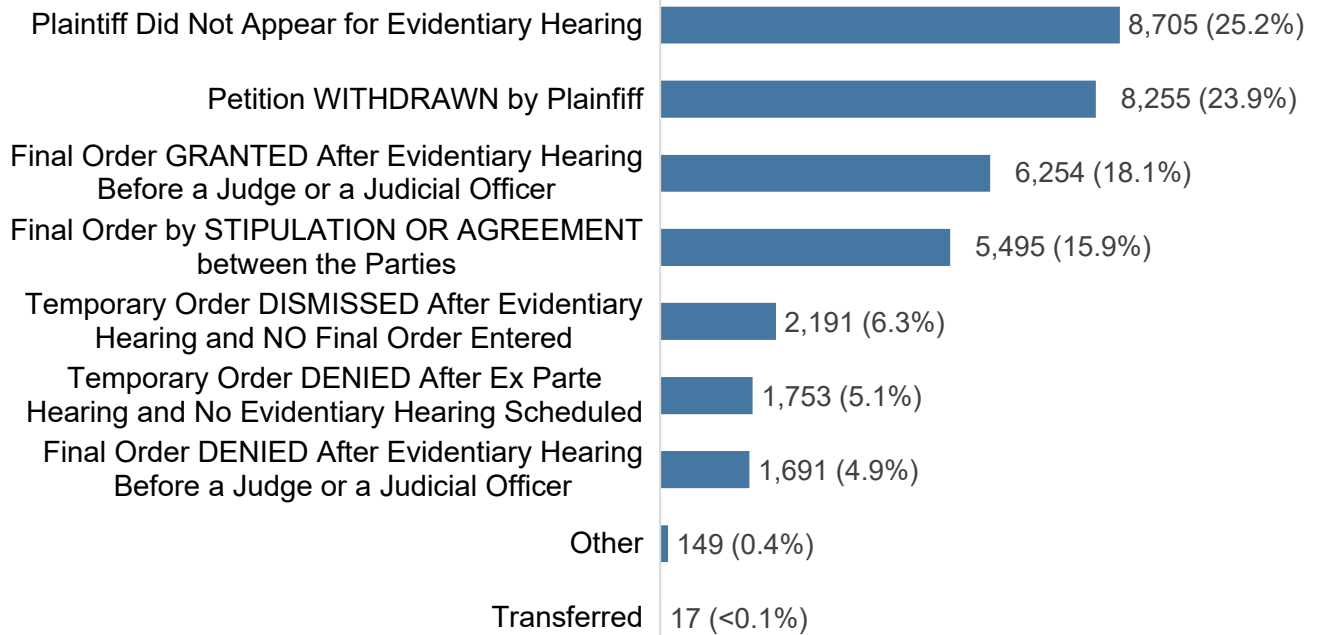
Temporary Orders Requested 35,526

**Cases Processed** **34,510**

**Cases Pending 12/31/20** **11,319**



**Processed Due To:**



(R) - Revised

\*Mercer: The combined number of Temporary Orders Denied and Granted does NOT equal the number of Petitions Requesting Temporary Orders due to Petitions that decide not to proceed prior to an initial hearing.

\*Huntingdon: The combined number of Temporary Orders Denied and Granted does not equal the number of Petitions Requesting Temporary Orders due to petitions not immediately ruled upon.

Family Court Caseload - 2020 Protection From Abuse Filings

	Begin Pending	New Cases Filed	Cases Processed	End Pending	Of the New Cases Filed:					
					Petitions Requesting Temporary Orders	%	Temporary Orders Denied	%	Temporary Orders Granted	%
<b><u>1st Class County</u></b>										
Philadelphia	4,236	6,464	5,963	4,737	6,464	100.0	202	3.1	6,262	96.9
<b><u>2nd Class County</u></b>										
Allegheny	44	3,465	3,430	79	3,465	100.0	285	8.2	3,180	91.8
<b><u>2A Class Counties</u></b>										
Bucks	13	627	629	11	619	98.7	66	10.7	553	89.3
Delaware	1,055 (R)	2,075	2,078	1,052	2,075	100.0	438	21.1	1,637	78.9
Montgomery	235	1,489	1,263	461	1,489	100.0	167	11.2	1,322	88.8
<b><u>3rd Class Counties</u></b>										
Berks	232	1,335	1,369	198	1,335	100.0	168	12.6	1,167	87.4
Chester	322	526	415	433	526	100.0	17	3.2	509	96.8
Cumberland	258	396	388	266	394	99.5	22	5.6	372	94.4
Dauphin	87	1,195	1,184	98	1,195	100.0	163	13.6	1,032	86.4
Erie	78	708	706	80	692	97.7	193	27.9	499	72.1
Lackawanna	1,466	805	589	1,682	805	100.0	87	10.8	718	89.2
Lancaster	37	1,109	999	147	1,109	100.0	145	13.1	964	86.9
Lehigh	91	1,456	1,438	109	1,455	99.9	248	17.0	1,207	83.0
Luzerne	5	1,506	1,348	163	1,506	100.0	100	6.6	1,406	93.4
Northampton	81	942	971	52	942	100.0	98	10.4	844	89.6
Westmoreland	116	850	828	138	850	100.0	98	11.5	752	88.5
York	70	1,521	1,526	65	1,089	71.6	251	23.0	838	77.0
<b><u>4th Class Counties</u></b>										
Beaver	116	512	489	139	512	100.0	82	16.0	430	84.0
Butler	100	314	329	85	314	100.0	31	9.9	283	90.1
Cambria	14	205	209	10	205	100.0	31	15.1	174	84.9
Centre	58	267	264	61	267	100.0	2	0.7	265	99.3
Fayette	57	517	499	75	517	100.0	70	13.5	447	86.5
Franklin	17	148	122	43	148	100.0	16	10.8	132	89.2
Monroe	28	586	593	21	586	100.0	124	21.2	462	78.8
Schuylkill	36	384	382	38	384	100.0	23	6.0	361	94.0
Washington	156	574	596	134	574	100.0	128	22.3	446	77.7
<b><u>5th Class Counties</u></b>										
Adams	9	142	134	17	142	100.0	7	4.9	135	95.1
Blair	120	385	402	103	385	100.0	6	1.6	379	98.4
Lawrence	132	390	359	163	390	100.0	40	10.3	350	89.7
Lebanon	54	359	362	51	359	100.0	34	9.5	325	90.5
Lycoming	9	380	372	17	380	100.0	34	8.9	346	91.1
Mercer *	74	424	471	27	424	100.0	56	13.2	324	76.4
Northumberland	13	374	368	19	372	99.5	52	14.0	320	86.0

(R) - Revised

\* See notes on Page 46

Family Court Caseload - 2020 Protection From Abuse Filings

	Begin Pending	New Cases Filed	Cases Processed	End Pending	Of the New Cases Filed:					
					Petitions Requesting Temporary Orders	%	Temporary Orders Denied	%	Temporary Orders Granted	%
<b><u>6th Class Counties</u></b>										
Armstrong	17 (R)	162	153	26	162	100.0	0	--	162	100.0
Bedford	19	118	45	92	118	100.0	11	9.3	107	90.7
Bradford	26	252	261	17	252	100.0	62	24.6	190	75.4
Carbon	22	376	371	27	376	100.0	72	19.1	304	80.9
Clarion	7	56	61	2	54	96.4	1	1.9	53	98.1
Clearfield	7	158	153	12	158	100.0	5	3.2	153	96.8
Clinton	31	101	83	49	101	100.0	14	13.9	87	86.1
Columbia	26	151	156	21	151	100.0	2	1.3	149	98.7
Crawford	8	161	165	4	161	100.0	0	--	161	100.0
Elk	11	77	60	28	77	100.0	9	11.7	68	88.3
Greene	4 (R)	108	97	15	108	100.0	2	1.9	106	98.1
Huntingdon *	19	141	150	10	141	100.0	18	12.8	117	83.0
Indiana	14	147	158	3	147	100.0	1	0.7	146	99.3
Jefferson	6	100	101	5	100	100.0	16	16.0	84	84.0
McKean	25 (R)	75	75	25	75	100.0	1	1.3	74	98.7
Mifflin	18	74	79	13	74	100.0	2	2.7	72	97.3
Perry	10	130	131	9	130	100.0	10	7.7	120	92.3
Pike	43	147	148	42	147	100.0	57	38.8	90	61.2
Somerset	6	107	100	13	107	100.0	9	8.4	98	91.6
Susquehanna	15	194	196	13	194	100.0	15	7.7	179	92.3
Tioga	13	23	19	17	23	100.0	1	4.3	22	95.7
Venango	7 (R)	147	124	30	147	100.0	9	6.1	138	93.9
Warren	3	57	59	1	57	100.0	2	3.5	55	96.5
Wayne	16	152	147	21	152	100.0	23	15.1	129	84.9
<b><u>7th Class Counties</u></b>										
Juniata	3	22	21	4	21	95.5	2	9.5	19	90.5
Snyder	12	66	72	6	63	95.5	13	20.6	50	79.4
Union	7	68	68	7	68	100.0	0	--	68	100.0
Wyoming	8	78	77	9	78	100.0	7	9.0	71	91.0
<b><u>8th Class Counties</u></b>										
Cameron	3	10	7	6	10	100.0	2	20.0	8	80.0
Forest	0	4	3	1	4	100.0	0	--	4	100.0
Fulton	0	6	6	0	6	100.0	1	16.7	5	83.3
Montour	7	30	27	10	30	100.0	1	3.3	29	96.7
Potter	3 (R)	56	52	7	56	100.0	8	14.3	48	85.7
Sullivan	1	9	10	0	9	100.0	1	11.1	8	88.9

(R) - Revised

\* See notes on Page 46

Family Court Caseload - 2020 Protection From Abuse Processed

	Final Order				Temporary Order				Plaintiff Did Not Appear	
	Granted	%	Denied	%	Dismissed	%	Denied	%	Not Appear	%
<b><u>1st Class County</u></b>										
Philadelphia	891	14.9	43	0.7	393	6.6	0	--	2,850	47.8
<b><u>2nd Class County</u></b>										
Allegheny	562	16.4	107	3.1	0	--	191	5.6	923	26.9
<b><u>2A Class Counties</u></b>										
Bucks	125	19.9	41	6.5	7	1.1	15	2.4	128	20.3
Delaware	225	10.8	270	13.0	13	0.6	96	4.6	874	42.1
Montgomery	218	17.3	72	5.7	0	--	123	9.7	255	20.2
<b><u>3rd Class Counties</u></b>										
Berks	166	12.1	1	0.1	241	17.6	76	5.6	299	21.8
Chester	107	25.8	0	--	138	33.3	10	2.4	34	8.2
Cumberland	75	19.3	10	2.6	34	8.8	9	2.3	14	3.6
Dauphin	224	18.9	172	14.5	7	0.6	119	10.1	151	12.8
Erie	130	18.4	69	9.8	0	--	193	27.3	103	14.6
Lackawanna	39	6.6	15	2.5	0	--	0	--	126	21.4
Lancaster	125	12.5	50	5.0	0	--	0	--	278	27.8
Lehigh	347	24.1	0	--	251	17.5	84	5.8	306	21.3
Luzerne	273	20.3	92	6.8	0	--	0	--	237	17.6
Northampton	285	29.4	33	3.4	287	29.6	28	2.9	177	18.2
Westmoreland	165	19.9	2	0.2	159	19.2	97	11.7	132	15.9
York	180	11.8	146	9.6	13	0.9	61	4.0	464	30.4
<b><u>4th Class Counties</u></b>										
Beaver	58	11.9	13	2.7	166	33.9	73	14.9	75	15.3
Butler	51	15.5	11	3.3	114	34.7	31	9.4	62	18.8
Cambria	39	18.7	34	16.3	1	0.5	24	11.5	8	3.8
Centre	62	23.5	21	8.0	31	11.7	1	0.4	21	8.0
Fayette	51	10.2	21	4.2	0	--	14	2.8	140	28.1
Franklin	23	18.9	1	0.8	43	35.2	16	13.1	0	--
Monroe	92	15.5	52	8.8	0	--	15	2.5	164	27.7
Schuylkill	90	23.6	34	8.9	0	--	23	6.0	57	14.9
Washington	92	15.4	43	7.2	0	--	128	21.5	65	10.9
<b><u>5th Class Counties</u></b>										
Adams	25	18.7	6	4.5	0	--	6	4.5	8	6.0
Blair	89	22.1	1	0.2	67	16.7	0	--	35	8.7
Lawrence	52	14.5	22	6.1	48	13.4	35	9.7	120	33.4
Lebanon	60	16.6	9	2.5	1	0.3	34	9.4	64	17.7
Lycoming	64	17.2	29	7.8	0	--	34	9.1	40	10.8
Mercer	164	34.8	64	13.6	0	--	1	0.2	53	11.3
Northumberland	133	36.1	12	3.3	32	8.7	42	11.4	61	16.6

\* See notes on Page 46

Family Court Caseload - 2020 Protection From Abuse Processed

	Petition Withdrawn	%	Stipulation or Agreement	%	Other	%	Transferred	%	Cases Processed
<b><u>1st Class County</u></b>									
Philadelphia	1,242	20.8	498	8.4	46	0.8	0	--	5,963
<b><u>2nd Class County</u></b>									
Allegheny	1,157	33.7	488	14.2	0	--	2	0.1	3,430
<b><u>2A Class Counties</u></b>									
Bucks	191	30.4	121	19.2	1	0.2	0	--	629
Delaware	515	24.8	84	4.0	0	--	1	<0.1	2,078
Montgomery	415	32.9	180	14.3	0	--	0	--	1,263
<b><u>3rd Class Counties</u></b>									
Berks	404	29.5	181	13.2	0	--	1	0.1	1,369
Chester	54	13.0	72	17.3	0	--	0	--	415
Cumberland	120	30.9	123	31.7	3	0.8	0	--	388
Dauphin	290	24.5	213	18.0	8	0.7	0	--	1,184
Erie	37	5.2	174	24.6	0	--	0	--	706
Lackawanna	170	28.9	239	40.6	0	--	0	--	589
Lancaster	426	42.6	120	12.0	0	--	0	--	999
Lehigh	247	17.2	199	13.8	2	0.1	2	0.1	1,438
Luzerne	372	27.6	374	27.7	0	--	0	--	1,348
Northampton	88	9.1	72	7.4	1	0.1	0	--	971
Westmoreland	209	25.2	64	7.7	0	--	0	--	828
York	314	20.6	348	22.8	0	--	0	--	1,526
<b><u>4th Class Counties</u></b>									
Beaver	64	13.1	39	8.0	1	0.2	0	--	489
Butler	20	6.1	39	11.9	1	0.3	0	--	329
Cambria	16	7.7	87	41.6	0	--	0	--	209
Centre	41	15.5	46	17.4	40	15.2	1	0.4	264
Fayette	146	29.3	126	25.3	0	--	1	0.2	499
Franklin	0	--	39	32.0	0	--	0	--	122
Monroe	95	16.0	175	29.5	0	--	0	--	593
Schuylkill	85	22.3	93	24.3	0	--	0	--	382
Washington	121	20.3	144	24.2	0	--	3	0.5	596
<b><u>5th Class Counties</u></b>									
Adams	22	16.4	67	50.0	0	--	0	--	134
Blair	109	27.1	99	24.6	2	0.5	0	--	402
Lawrence	49	13.6	33	9.2	0	--	0	--	359
Lebanon	114	31.5	78	21.5	2	0.6	0	--	362
Lycoming	81	21.8	123	33.1	1	0.3	0	--	372
Mercer	158	33.5	29	6.2	2	0.4	0	--	471
Northumberland	56	15.2	28	7.6	2	0.5	2	0.5	368

\* See notes on Page 46

Family Court Caseload - 2020 Protection From Abuse Processed

	Final Order				Temporary Order				Plaintiff Did Not Appear	
	Granted	%	Denied	%	Dismissed	%	Denied	%		%
<b><u>6th Class Counties</u></b>										
Armstrong	51	33.3	1	0.7	2	1.3	0	--	3	2.0
Bedford	8	17.8	0	--	1	2.2	0	--	2	4.4
Bradford	53	20.3	6	2.3	32	12.3	51	19.5	48	18.4
Carbon	81	21.8	45	12.1	2	0.5	1	0.3	102	27.5
Clarion	31	50.8	10	16.4	2	3.3	1	1.6	1	1.6
Clearfield	51	33.3	20	13.1	0	--	6	3.9	8	5.2
Clinton	29	34.9	7	8.4	9	10.8	0	--	5	6.0
Columbia	73	46.8	9	5.8	0	--	0	--	16	10.3
Crawford	29	17.6	7	4.2	0	--	0	--	25	15.2
Elk	13	21.7	4	6.7	4	6.7	5	8.3	6	10.0
Greene	8	8.2	0	--	8	8.2	2	2.1	15	15.5
Huntingdon	25	16.7	16	10.7	7	4.7	7	4.7	19	12.7
Indiana	27	17.1	6	3.8	1	0.6	1	0.6	11	7.0
Jefferson	16	15.8	5	5.0	2	2.0	15	14.9	0	--
McKean	48	64.0	0	--	1	1.3	1	1.3	0	--
Mifflin	21	26.6	1	1.3	0	--	0	--	6	7.6
Perry	28	21.4	2	1.5	11	8.4	1	0.8	12	9.2
Pike	19	12.8	5	3.4	10	6.8	49	33.1	5	3.4
Somerset	16	16.0	1	1.0	0	--	0	--	18	18.0
Susquehanna	63	32.1	28	14.3	11	5.6	12	6.1	13	6.6
Tioga	8	42.1	0	--	4	21.1	1	5.3	0	--
Venango	62	50.0	1	0.8	4	3.2	0	--	18	14.5
Warren	24	40.7	1	1.7	1	1.7	2	3.4	2	3.4
Wayne	31	21.1	5	3.4	0	--	0	--	36	24.5
<b><u>7th Class Counties</u></b>										
Juniata	11	52.4	0	--	4	19.0	0	--	0	--
Snyder	15	20.8	3	4.2	6	8.3	5	6.9	3	4.2
Union	31	45.6	3	4.4	12	17.6	3	4.4	5	7.4
Wyoming	47	61.0	0	--	7	9.1	8	10.4	0	--
<b><u>8th Class Counties</u></b>										
Cameron	2	28.6	0	--	0	--	2	28.6	1	14.3
Forest	0	--	1	33.3	0	--	0	--	0	--
Fulton	5	83.3	0	--	1	16.7	0	--	0	--
Montour	19	70.4	0	--	2	7.4	0	--	1	3.7
Potter	23	44.2	8	15.4	0	--	0	--	0	--
Sullivan	4	40.0	0	--	1	10.0	1	10.0	0	--

Family Court Caseload - 2020 Protection From Abuse Processed

	Petition Withdrawn	%	Stipulation or Agreement	%	Other	%	Transferred	%	Cases Processed
<b><u>6th Class Counties</u></b>									
Armstrong	62	40.5	31	20.3	2	1.3	1	0.7	153
Bedford	2	4.4	32	71.1	0	--	0	--	45
Bradford	55	21.1	16	6.1	0	--	0	--	261
Carbon	117	31.5	21	5.7	2	0.5	0	--	371
Clarion	7	11.5	9	14.8	0	--	0	--	61
Clearfield	8	5.2	60	39.2	0	--	0	--	153
Clinton	22	26.5	11	13.3	0	--	0	--	83
Columbia	41	26.3	16	10.3	0	--	1	0.6	156
Crawford	43	26.1	60	36.4	1	0.6	0	--	165
Elk	22	36.7	6	10.0	0	--	0	--	60
Greene	24	24.7	40	41.2	0	--	0	--	97
Huntingdon	33	22.0	31	20.7	12	8.0	0	--	150
Indiana	55	34.8	56	35.4	1	0.6	0	--	158
Jefferson	12	11.9	51	50.5	0	--	0	--	101
McKean	25	33.3	0	--	0	--	0	--	75
Mifflin	21	26.6	30	38.0	0	--	0	--	79
Perry	29	22.1	46	35.1	2	1.5	0	--	131
Pike	38	25.7	22	14.9	0	--	0	--	148
Somerset	28	28.0	29	29.0	8	8.0	0	--	100
Susquehanna	38	19.4	31	15.8	0	--	0	--	196
Tioga	1	5.3	5	26.3	0	--	0	--	19
Venango	39	31.5	0	--	0	--	0	--	124
Warren	11	18.6	18	30.5	0	--	0	--	59
Wayne	35	23.8	39	26.5	1	0.7	0	--	147
<b><u>7th Class Counties</u></b>									
Juniata	2	9.5	3	14.3	1	4.8	0	--	21
Snyder	20	27.8	13	18.1	5	6.9	2	2.8	72
Union	12	17.6	0	--	2	2.9	0	--	68
Wyoming	14	18.2	1	1.3	0	--	0	--	77
<b><u>8th Class Counties</u></b>									
Cameron	2	28.6	0	--	0	--	0	--	7
Forest	1	33.3	1	33.3	0	--	0	--	3
Fulton	0	--	0	--	0	--	0	--	6
Montour	5	18.5	0	--	0	--	0	--	27
Potter	0	--	21	40.4	0	--	0	--	52
Sullivan	3	30.0	1	10.0	0	--	0	--	10



---

---

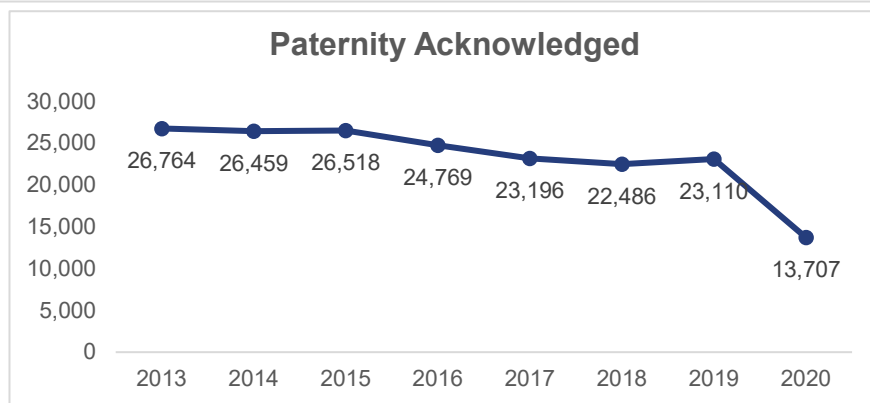
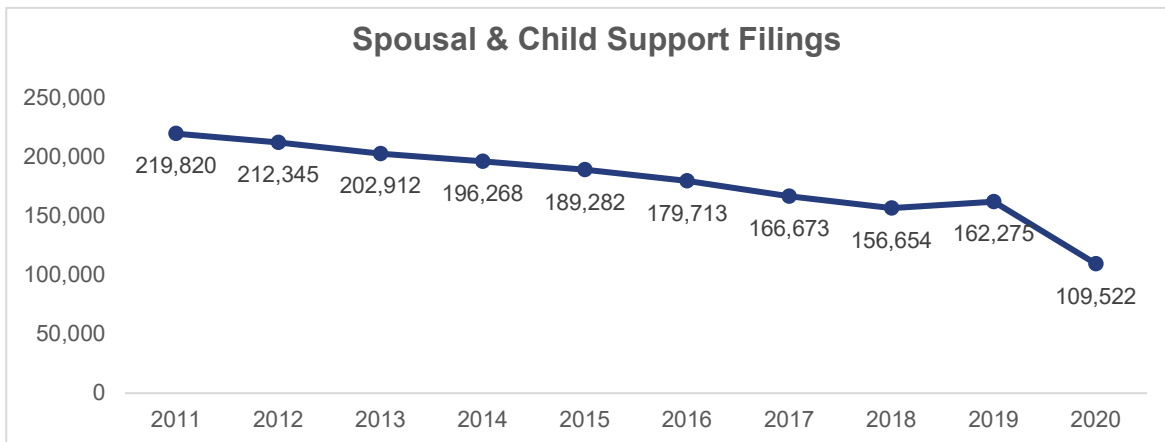
## **PROTECTION FROM ABUSE**

***... cases in which a plaintiff has petitioned the court of common pleas for relief from abuse by a defendant who is a household member, intimate partner, or shares biological parenthood.***

<b>Cases Processed</b>	A petition is processed when a final order granting or denying the petition is entered by the court, or the petition is dismissed, denied, withdrawn, or otherwise terminated.
<b>Final Order After Evidentiary Hearing Before a Judge</b>	A final order granting or denying the petition is entered following an evidentiary hearing before a judge.
<b>Final Order by Stipulation or Agreement Between the Parties</b>	A petition was resolved by stipulation or agreement between the parties regardless of whether or not a hearing was started before the court. Also included in this category are consent agreements.
<b>New Cases Filed</b>	A new case is a petition filed with the prothonotary during the year, regardless of the number of protected persons listed on the petition. NOT included are indirect criminal contempt actions or ancillary petitions such as petitions to modify, extend or terminate an existing order.
<b>Other Disposition</b>	A residual disposition category for petitions processed by procedures not specified in the main disposition categories.
<b>Petitions Requesting Temporary Orders</b>	Of the new petitions filed, the number of plaintiffs requesting a temporary protection order.
<b>Petition Withdrawn by Plaintiff</b>	A petition is withdrawn by the petitioner prior to or during the hearing.
<b>Plaintiff Did Not Appear for an Evidentiary Hearing</b>	A petition was terminated because the plaintiff did not attend the scheduled hearing.
<b>Temporary Orders Denied</b>	Of those plaintiffs requesting a temporary order, the number of requests that were denied.
<b>Temporary Order Denied After Ex Parte Hearing and No Evidentiary Hearing Scheduled</b>	The petition is terminated due to the denial of a temporary order and no further proceedings are scheduled.
<b>Temporary Order Dismissed After Evidentiary Hearing and No Final Order Entered</b>	A temporary order was granted, but later dismissed at either the 10-day hearing or following a period where the temporary order was continued; no final order is entered and no further proceedings are scheduled.
<b>Temporary Orders Granted</b>	Of those plaintiffs requesting a temporary order, the number of requests that were granted.
<b>Transferred to Another Jurisdiction</b>	A petition was transferred to another jurisdiction for disposition. Active PFA orders transferred to another jurisdiction for enforcement are NOT included.

## 2020 Common Pleas State Totals Support & Paternity

Spousal & Child Support		Paternity	
<b>Cases Pending 1/1/20</b>	<b>49,799</b>	<b><u>Acknowledgements Filed:</u></b>	
New Cases Filed	109,522	Non-Domestic Relations Section	11,290
Dockets Transferred In (plus)	2,113	During Conference	1,566
Dockets Transferred Out (minus)	1,554	Non-Stipulated (post genetic test)	135
		Pre-Trial Conference	716
<b>Cases Available for Processing</b>	<b>159,880</b>	<b>Total</b>	<b>13,707</b>
Processed By:		<b><u>Established:</u></b>	
Judge	4,182	Stipulated by Genetic Test	1,364
Non-Judicial Officer	109,105	Default: Father Failed to Appear	880
<i>Intake Officer</i>	98,867	Adjudication by Court Proceeding	71
<i>Hearing Officer</i>	10,238	Out of State	2,639
Other	79	<b>Total</b>	<b>4,954</b>
<b>Cases Processed</b>	<b>113,366</b>	<b>Total</b>	<b>4,954</b>
<b>Cases Pending 12/31/20</b>	<b>46,514</b>	<b>Pending as of 12/31/2020</b>	<b>13,225</b>



---

---

## PACSES NOTE

Support data for each judicial district are supplied to the Administrative Office from the Department of Public Welfare's automated system "Pennsylvania Child Support Enforcement System" (PACSES). The Non-Judicial Officer disposition category is divided into two subcategories - Conference/Intake Officer and Hearing Officer - to better reflect the different procedures by which support cases may be disposed.

Pa.R.C.P.1910.10 requires counties to choose one of two procedures for hearing support matters. The president judge or the administrative judge of the family division of each county must certify to the Domestic Relations Procedural Rules Committee that support proceedings are conducted in accordance with Rule 1910.11 or Rule 1910.12.

In counties operating under Pa.R.C.P.1910.11, a conference is held before a conference/intake officer, an interim order is then entered, and if one or both of the parties are dissatisfied, a hearing *de novo* is held before a judge. Counties operating under Pa.R.C.P.1910.11 do not utilize hearing officers; hearing officers are attorneys appointed by the court.

The procedures set forth in Pa.R.C.P.1910.12 provide for a conference before a conference/intake officer and an interim order. If one or both parties are not satisfied with the interim order, a *de novo* hearing on the record is held before a hearing officer. The hearing officer then issues a report with recommendations, to which the parties may file exceptions with a judge.

<u>Pa. R.C.P. 1910.11</u>			<u>Pa. R.C.P. 1910.12</u>	
Adams	Fulton	Somerset	Allegheny	Lebanon
Beaver	Greene	Sullivan	Armstrong	Lehigh
Bedford	Huntingdon	Tioga	Berks	Luzerne
Blair	Jefferson	Union	Bradford	Lycoming
Bucks	Juniata	Wayne	Cambria	McKean
Butler	Lancaster	Wyoming	Carbon	Monroe
Cameron	Lawrence	York	Chester	Montgomery *
Centre	Mercer		Clarion	Montour
Clearfield	Mifflin		Columbia	Philadelphia
Clinton	Northampton		Cumberland	Schuylkill
Crawford	Northumberland		Elk	Susquehanna
Dauphin	Perry		Forest	Venango
Delaware	Pike		Franklin	Warren
Erie	Potter		Indiana	Washington
Fayette	Snyder		Lackawanna	Westmoreland

\* Montgomery County uses hearings conducted by a conciliator, which is followed by an off-the-record *de novo* hearing before an attorney master/conference officer, followed by a *de novo* hearing before a judge.

Please note that in support cases, the "Other" category is only used to report cases that are transferred to another county or state. Dismissals, withdrawals, stipulations and agreements between the parties are included in the Conference/Intake Officer, Hearing Officer, or Judge categories, as appropriate.

Family Court Caseload - 2020 Spousal & Child Support

	Begin Pending	New Cases Filed	(plus) Dockets Transferred In	(minus) Dockets Transferred Out	Cases Processed	End Pending	Processed By:			
							Judge	Intake Officer	Hearing Officer	Other
<b><u>1st Class County</u></b>										
Philadelphia	22,466	11,483	157	127	13,083	20,896	216	9,660	3,204	3
<b><u>2nd Class County</u></b>										
Allegheny	4,390	9,945	113	68	9,877	4,503	100	7,727	2,046	4
<b><u>2A Class Counties</u></b>										
Bucks	888	3,254	34	68	3,291	817	534	2,757	0	0
Delaware	1,742	3,408	79	51	2,838	2,340	207	1,659	971	1
Montgomery	671	2,797	56	32	2,818	674	71	1,974	709	64
<b><u>3rd Class Counties</u></b>										
Berks	1,797	4,551	60	66	4,740	1,602	20	4,130	588	2
Chester	739	1,828	55	70	1,787	765	65	1,627	94	1
Cumberland	368	2,134	26	36	2,104	388	18	1,930	156	0
Dauphin	1,274	4,141	135	26	4,357	1,167	189	4,168	0	0
Erie	1,045	4,711	25	31	5,157	593	297	4,860	0	0
Lackawanna	687	2,438	51	80	2,429	667	0	2,357	72	0
Lancaster	1,282	3,604	74	100	3,772	1,088	348	3,424	0	0
Lehigh	726	2,756	65	61	2,808	678	21	2,428	359	0
Luzerne	573	2,027	26	10	2,200	416	70	2,120	10	0
Northampton	790	3,284	71	96	3,299	750	311	2,988	0	0
Westmoreland	1,356	3,454	41	41	3,432	1,378	14	3,313	105	0
York	986	5,094	87	38	5,426	703	245	5,181	0	0
<b><u>4th Class Counties</u></b>										
Beaver	269	1,358	20	8	1,410	229	86	1,323	0	1
Butler	254	1,373	23	23	1,365	262	137	1,228	0	0
Cambria	427	1,598	87	27	1,801	284	21	1,688	92	0
Centre	140	834	4	7	876	95	33	843	0	0
Fayette	275	1,503	9	12	1,561	214	61	1,500	0	0
Franklin	266	1,512	14	6	1,580	206	5	1,547	28	0
Monroe	298	1,286	15	24	1,116	459	4	1,042	70	0
Schuylkill	259	1,448	23	7	1,446	277	0	1,381	65	0
Washington	573	1,570	19	12	1,517	633	26	1,306	185	0
<b><u>5th Class Counties</u></b>										
Adams	291	1,012	9	11	976	325	33	943	0	0
Blair	376	1,119	19	10	1,280	224	107	1,173	0	0
Lawrence	284	1,233	9	21	1,294	211	84	1,210	0	0
Lebanon	385	1,411	15	22	1,525	264	33	1,192	300	0
Lycoming	131	1,187	10	10	1,242	76	16	1,039	187	0
Mercer	574	2,646	35	69	2,677	509	113	2,564	0	0
Northumberland	153	973	27	42	995	116	33	942	20	0

Data provided by PACSES

\* "Exceptions" from a Master/Conference Officer are not reported by PACSES.

Family Court Caseload - 2020 Spousal & Child Support

	Begin Pending	New Cases Filed	(plus) Dockets Transferred In	(minus) Dockets Transferred Out	Cases Processed	End Pending	Processed By:			
							Judge	Intake Officer	Hearing Officer	Other
<b><u>6th Class Counties</u></b>										
Armstrong	86	472	6	6	495	63	3	435	57	0
Bedford	104	381	6	2	411	78	43	368	0	0
Bradford	151	1,093	5	5	1,081	163	158	654	269	0
Carbon	179	1,067	50	28	1,132	136	17	1,049	66	0
Clarion	72	408	3	7	451	25	3	436	12	0
Clearfield	92	928	122	3	1,039	100	24	1,015	0	0
Clinton	41	412	3	3	419	34	16	403	0	0
Columbia/Montour*	180	946	17	23	912	208	13	832	67	0
Crawford	134	1,070	13	8	1,091	118	37	1,054	0	0
Elk	80	286	4	3	304	63	3	279	22	0
Greene	167	520	4	4	537	150	31	506	0	0
Huntingdon	127	782	138	6	923	118	24	899	0	0
Indiana	184	927	118	14	998	217	1	957	40	0
Jefferson	67	476	4	7	464	76	18	446	0	0
McKean	108	367	11	3	370	113	25	83	262	0
Mifflin	149	846	3	7	905	86	23	882	0	0
Perry	91	413	16	13	441	66	21	417	0	3
Pike	94	567	17	2	599	77	27	572	0	0
Somerset	144	685	5	8	712	114	48	664	0	0
Susquehanna	81	420	5	4	439	63	8	363	68	0
Tioga	56	629	5	7	643	40	15	628	0	0
Venango	139	591	6	10	579	147	4	501	74	0
Warren/Forest*	133	505	10	16	531	101	3	488	40	0
Wayne	78	324	3	16	332	57	28	304	0	0
<b><u>7th Class Counties</u></b>										
Juniata	26	173	6	2	171	32	6	165	0	0
Snyder	85	167	14	8	212	46	28	184	0	0
Union	60	355	18	15	368	50	13	355	0	0
Wyoming	53	299	2	4	293	57	5	288	0	0
<b><u>8th Class Counties</u></b>										
Cameron	22	54	0	1	61	14	7	54	0	0
Fulton	13	123	4	2	127	11	1	126	0	0
Potter	63	211	2	4	197	75	10	187	0	0
Sullivan	5	53	0	1	50	7	1	49	0	0

Data provided by PACSES

\* Domestic Relations Office combined, breakout not available.

---

---

## **SPOUSAL & CHILD SUPPORT**

***... those cases in which a complaint has been filed requesting the court to require maintenance of a spouse or child by a person required by law to provide such maintenance.***

<b>Cases Processed</b>	A case is considered processed when a final order is entered.
<b>Conference/Intake Officer</b>	<p>A type of non-judicial officer who conducts an office conference pursuant to Pa.R.C.P. 1910.11. A support complaint is considered processed by a conference/intake officer if:</p> <ol style="list-style-type: none"><li>1) an agreement is reached during an office conference and the court approves the agreement; or,</li><li>2) no party demands a hearing within 20 days after an office conference.</li></ol>
<b>Dockets Transferred In/Out</b>	Refers to the number of cases transferred from/to another county or state before a support order is established.
<b>Hearing Officer</b>	<p>A type of non-judicial officer (an attorney) who conducts a hearing on the record and files an interim order to the court pursuant to Pa.R.C.P. 1910.12. A support petition is considered processed by a hearing officer if no party files exceptions to any part of the resulting interim order.</p>
<b>Judge</b>	This disposition type refers to the number of cases in which disputed issues of fact were heard by a judge in an evidentiary proceeding.
<b>New Cases Filed</b>	A new support case is initiated with the filing of a complaint with the domestic relations section of the court of common pleas. Included are incoming reciprocal cases, petitions for modification or termination, and alimony pendente lite.
<b>Other</b>	This disposition type refers to the number of cases not processed by a judge or conference/intake officer. Dismissals, withdrawals, stipulations and agreements between the parties are included in Conference/Intake Officer, Hearing Officer, or Judge categories, as appropriate.

Family Court Caseload - 2020 Paternity Acknowledgments Filed

	Non-Domestic Relations Section	During Conference	Non-Stipulated (post genetic test)	Pre-Trial Conference	Total
<b><u>1st Class County</u></b>					
Philadelphia	2,223	287	9	288	2,807
<b><u>2nd Class County</u></b>					
Allegheny	594	268	29	16	907
<b><u>2A Class Counties</u></b>					
Bucks	325	128	2	9	464
Delaware	453	29		10	492
Montgomery	299	32	1	4	336
<b><u>3rd Class Counties</u></b>					
Berks	560	23		85	668
Chester	217	46		6	269
Cumberland	189	16	3	1	209
Dauphin	322	44	1	24	391
Erie	323	30		5	358
Lackawanna	243	50	49	1	343
Lancaster	479	37	2	27	545
Lehigh	397	42		32	471
Luzerne	423	28		2	453
Northampton	265	36	4	12	317
Westmoreland	273	46		1	320
York	457	23		55	535
<b><u>4th Class Counties</u></b>					
Beaver	147	16	1	2	166
Butler	147	16		4	167
Cambria	130	16		4	150
Centre	56	5			61
Fayette	123	24		3	150
Franklin	120	7		5	132
Monroe	118	27		4	149
Schuylkill	153	20	2	3	178
Washington	176	8			184
<b><u>5th Class Counties</u></b>					
Adams	90	6		2	98
Blair	105	31		1	137
Lawrence	72	20		7	99
Lebanon	120	15		4	139
Lycoming	139	18		4	161
Mercer	73	22		5	100
Northumberland	107	5		5	117

Data provided by PACSES

Family Court Caseload - 2020 Paternity Acknowledgments Filed

	Non-Domestic Relations Section	During Conference	Non-Stipulated (post genetic test)	Pre-Trial Conference	Total
<b><u>6th Class Counties</u></b>					
Armstrong	42	11			53
Bedford	28	2			30
Bradford	68	8	3		79
Carbon	104	4		9	117
Clarion	16	1	5	1	23
Clearfield	106	15	1	4	126
Clinton	34	2		1	37
Columbia/Montour*	84	6	11		101
Crawford	87			15	102
Elk	46	6	1		53
Greene	25	2			27
Huntingdon	43	1	2	13	59
Indiana	36	14			50
Jefferson	85	9		3	97
McKean	40			5	45
Mifflin	61	5			66
Perry	46			11	57
Pike	30	5			35
Somerset	76	5		1	82
Susquehanna	32	4	2		38
Tioga	30	11			41
Venango	39	17		5	61
Warren/Forest*	33	1	1	9	44
Wayne	60	2		5	67
<b><u>7th Class Counties</u></b>					
Juniata	9	1	2	1	13
Snyder	22	3		1	26
Union	19	1			20
Wyoming	17	4	4		25
<b><u>8th Class Counties</u></b>					
Cameron	17				17
Fulton	12	3			15
Potter	16	2		1	19
Sullivan	9				9

Data provided by PACSES

\* Domestic Relations Office combined, breakout not available.



Family Court Caseload - 2020 Paternity Established/Pending

	Stipulated by Genetic Test	Default: Father Failed to Appear	Adjudication by Court Proceeding	Out of State	Total	Pending
<b><u>1st Class County</u></b>						
Philadelphia	238	240		325	803	8,435
<b><u>2nd Class County</u></b>						
Allegheny	88	95		107	290	918
<b><u>2A Class Counties</u></b>						
Bucks	28	27		89	144	92
Delaware	24	3	1	65	93	541
Montgomery	33	11		61	105	134
<b><u>3rd Class Counties</u></b>						
Berks	84	22		170	276	318
Chester	19	14	1	38	72	122
Cumberland	5	16	1	35	57	62
Dauphin	51	7	53	105	216	288
Erie	124	40	5	68	237	124
Lackawanna	10	17		36	63	153
Lancaster	9	78	3	115	205	209
Lehigh	37	50		239	326	131
Luzerne	52	32		138	222	125
Northampton	20	26	1	75	122	108
Westmoreland	41	7		26	74	74
York	47	20		219	286	154
<b><u>4th Class Counties</u></b>						
Beaver	21			25	46	78
Butler	18			15	33	23
Cambria	19	12		25	56	56
Centre	7			2	9	7
Fayette	15			12	27	50
Franklin	34	3		64	101	48
Monroe	16	7		44	67	118
Schuylkill	12	7		37	56	47
Washington	8	29		18	55	112
<b><u>5th Class Counties</u></b>						
Adams	1	15		18	34	35
Blair	22	3		31	56	30
Lawrence	7	7		35	49	41
Lebanon	12	19		36	67	55
Lycoming	22	8	6	23	59	25
Mercer	20			30	50	111
Northumberland	12	8		23	43	28

Data provided by PACSES

Family Court Caseload - 2020 Paternity Established/Pending

	Stipulated by Genetic Test	Default: Father Failed to Appear	Adjudication by Court Proceeding	Out of State	Total	Pending
<b><u>6th Class Counties</u></b>						
Armstrong	8	4		6	18	2
Bedford	1	1		12	14	8
Bradford	10			19	29	33
Carbon	5			10	15	25
Clarion					0	3
Clearfield	7	4		7	18	12
Clinton	7			2	9	3
Columbia/Montour*	4	4		14	22	30
Crawford	38	7		19	64	20
Elk	9	5		1	15	5
Greene	1	8		18	27	33
Huntingdon	2			5	7	16
Indiana	13			6	19	16
Jefferson	7	6		5	18	14
McKean	8	7		13	28	16
Mifflin	21			5	26	10
Perry	4	1		1	6	7
Pike	3			33	36	8
Somerset	7			2	9	7
Susquehanna	7			32	39	8
Tioga	4			25	29	11
Venango	8			5	13	7
Warren/Forest*	11			6	17	5
Wayne	4	3		9	16	11
<b><u>7th Class Counties</u></b>						
Juniata	5			2	7	5
Snyder	3			6	9	4
Union	5	5		13	23	13
Wyoming				2	2	12
<b><u>8th Class Counties</u></b>						
Cameron	1			2	3	2
Fulton	3			3	6	2
Potter	2	2		7	11	11
Sullivan					0	1

Data provided by PACSES

\* Domestic Relations Office combined, breakout not available.

---

---

## PATERNITY

*... legal determination of fatherhood. Paternity must be established before child or medical support can be ordered.*

**Pending Paternity**                      The number of cases in which a paternity matter has been filed, but there is no establishment or acknowledgement.

### Paternity Acknowledgements Filed

**During Conference**                      The alleged father signed the Acknowledgement of Paternity - Waiver of Trial (PE-010) at the initial child support conference.

**Non-Domestic Relations Section**                      The voluntary Acknowledgement of Paternity (AOP) interfaced between the Pennsylvania Child Support Enforcement System (PACSES) and the Paternity Tracking System (PTS) to establish paternity for the child.

**Non-Stipulated (post genetic test)**                      The alleged father signed the Acknowledgement of Paternity - Waiver of Trial (PE-010) after genetic tests were conducted and resulted in the alleged father being determined to be the biological father.

**Pre-Trial Conference**                      The alleged father signed the Acknowledgement of Paternity - Waiver of Trial (PE-010) at a child support conference.

### Paternity Established

**Stipulated by Genetic Tests**                      The alleged father requested genetic tests and signed a stipulation that if the test results had a 99% or higher probability of paternity, then the alleged father would be stipulated as the biological father of the child.

**Default - Father Failed to Appear**                      The alleged father failed to appear after being served for either a support conference, hearing, or genetic test, and a default paternity order was entered by the court.

**Adjudication by Court Proceeding**                      The alleged father was determined to be the biological father of the child through a court proceeding.

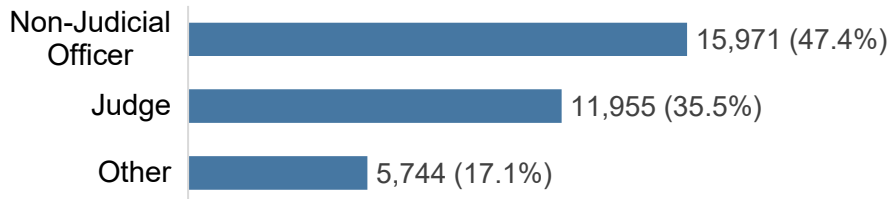
**Out of State**                      Paternity was established in another state, "Out of state only".

## 2020 Common Pleas State Totals Custody & Divorce

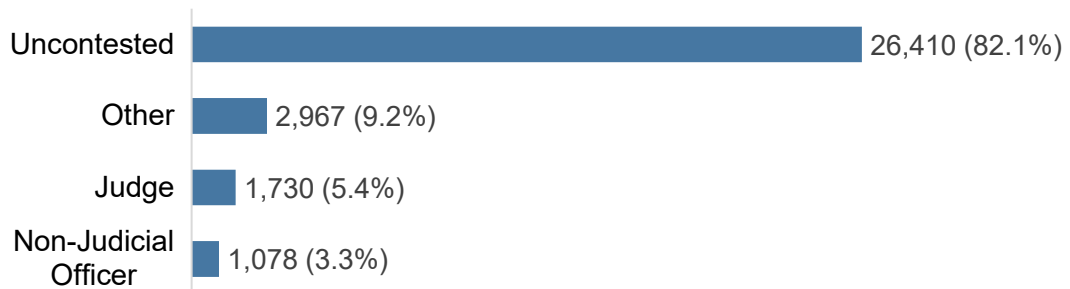
	Custody/ Partial Custody/ Visitation	Divorce
<b>Cases Pending 1/1/20</b>	<b>37,490</b> <sup>(R)</sup>	<b>75,091</b> <sup>(R)</sup>
New Cases Filed	35,767	35,232
<b>Cases Available for Processing</b>	<b>73,257</b>	<b>110,323</b>
<b>Cases Processed</b>	<b>33,670</b>	<b>32,185</b>
<b>Cases Pending 12/31/20</b>	<b>39,587</b> *	<b>78,138</b>

**Processed By:**

**Custody/Partial Custody/Visitation:**



**Divorce:**



(R) - Revised

Family Court Caseload - 2020 Custody/Partial Custody/Visitation

	Begin Pending	New Cases Filed	Cases Processed	End Pending	Processed By:		
					Judge	Non-Judicial Officer	Other
<b><u>1st Class County</u></b>							
Philadelphia	10,276	4,211	4,810	9,677	3,210	1,583	17
<b><u>2nd Class County</u></b>							
Allegheny	10,269	2,896	1,464	11,701	588	566	310
<b><u>2A Class Counties</u></b>							
Bucks	202	1,454	1,500	156	761	497	242
Delaware	2,925 (R)	1,226	862	3,289	78	702	82
Montgomery	376	3,706	3,515	567	2,322	1,010	183
<b><u>3rd Class Counties</u></b>							
Berks	600	837	796	641	428	243	125
Chester	207 (R)	819	781	245	91	356	334
Cumberland	63	743	683	123	172	404	107
Dauphin	246	925	901	270	94	597	210
Erie	137	759	768	128	201	397	170
Lackawanna	578	347	305	620	148	121	36
Lancaster	104	800	889	15	39	828	22
Lehigh	563	1,131	1,096	598	75	653	368
Luzerne	55	1,028	1,055	28	210	845	0
Northampton	345 (R)	849	794	400	33	591	170
Westmoreland	525	717	672	570	181	462	29
York	424	1,822	1,837	409	365	1,003	469
<b><u>4th Class Counties</u></b>							
Beaver	205	764	737	232	384	260	93
Butler	221	385	355	251	43	190	122
Cambria	552	269	236	585	65	127	44
Centre	180	308	397	91	336	0	61
Fayette	164	231	211	184	25	107	79
Franklin	22	243	220	45	0	194	26
Monroe	113	685	634	164	38	578	18
Schuylkill	489	456	421	524	184	200	37
Washington	326	415	313	428	0	163	150
<b><u>5th Class Counties</u></b>							
Adams	103	338	337	104	279	36	22
Blair	205	439	438	206	57	259	122
Lawrence	381 (R)	229	154	456	53	99	2
Lebanon	1,388	339	294	1,433	35	109	150
Lycoming	202	469	452	219	69	251	132
Mercer	60 (R)	345	174	231	24	89	61
Northumberland	226	878	905	199	192	449	264

(R) - Revised

Family Court Caseload - 2020 Custody/Partial Custody/Visitation

	Begin Pending	New Cases Filed	Cases Processed	End Pending	Processed By:		
					Judge	Non-Judicial Officer	Other
<b><u>6th Class Counties</u></b>							
Armstrong	90	107	105	92	19	20	66
Bedford	397	100	50	447	14	36	0
Bradford	264	248	337	175	93	85	159
Carbon	108	303	317	94	129	169	19
Clarion	35	112	106	41	21	31	54
Clearfield	213	184	155	242	18	137	0
Clinton	62	90	73	79	67	1	5
Columbia	408	178	397	189	8	89	300
Crawford	501	456	579	378	14	372	193
Elk	16	114	88	42	12	46	30
Greene	23	59	57	25	1	7	49
Huntingdon	125	100	92	133	80	0	12
Indiana	652 (R)	188	102	738	69	30	3
Jefferson	79 (R)	257	271	65	30	125	116
McKean	41 (R)	126	127	40	18	64	45
Mifflin	47	277	274	50	157	0	117
Perry	157	186	168	175	72	85	11
Pike	7	112	114	5	49	65	0
Somerset	80	210	208	82	4	116	88
Susquehanna	48	67	52	63	37	5	10
Tioga	6	232	200	38	20	180	0
Venango	700 (R)	93	28	765	0	0	28
Warren	289	136	116	309	46	45	25
Wayne	64 (R)	190	193	61	40	134	19
<b><u>7th Class Counties</u></b>							
Juniata	88	32	34	86	32	0	2
Snyder	42	135	139	38	56	48	35
Union	81	140	64	157	0	27	37
Wyoming	37	94	68	63	19	0	49
<b><u>8th Class Counties</u></b>							
Cameron	6 (R)	25	12	19	1	10	1
Forest	9	5	7	7	0	3	4
Fulton	35	16	12	39	0	12	0
Montour	15	50	41	24	7	34	0
Potter	28	69	71	26	39	26	6
Sullivan	5	13	7	11	3	0	4

(R) - Revised

---

---

## CUSTODY/PARTIAL CUSTODY/VISITATION

*... a category of cases which are legal proceedings to determine the right:*

- 1) Custody - to keep, control, guard, care for and preserve a child;**
- 2) Partial Custody - to take possession of a child from the custodial person for a specified length of time;**
- 3) Visitation - to visit a child without the right to remove a child from custodial person's control.**

<b>Cases Processed</b>	A case is considered processed when a final order is entered.
<b>Judge</b>	This disposition type refers to the number of cases in which disputed issues of fact were heard by a judge in an evidentiary proceeding. NOT included are those cases signed by a judge in which the agreement was reached by a hearing officer, mediator, or conciliator.
<b>New Cases Filed</b>	A new custody/partial custody/visitation case is initiated with the filing of a complaint. The unit of count is the petition and NOT the number of children listed on the petition. Included are petitions to modify existing custody or visitation orders. NOT included are petitions for special relief or emergency petitions.
<b>Non-Judicial Officer</b>	This disposition type refers to the number of cases processed or disposed by a mediator, conciliator, hearing officer, master or other domestic relations personnel.
<b>Other</b>	This disposition type refers to the number of cases not processed by a judge or non-judicial officer. Included are all cases which have been transferred, withdrawn, discontinued, administratively purged, and stipulations by the parties in which there was NO mediation, conciliation, or hearing before a hearing officer, master or judge.

Family Court Caseload - 2020 Divorce

	Begin Pending	New Cases Filed	Cases Processed	End Pending	Processed By:			
					Judge	Non-Judicial Officer	Uncontested	Other
<b><u>1st Class County</u></b>								
Philadelphia	16,163	1,574	1,156	16,581	1,151	0	0	5
<b><u>2nd Class County</u></b>								
Allegheny	6,375	2,307	1,914	6,768	167	201	1,543	3
<b><u>2A Class Counties</u></b>								
Bucks	744 (R)	1,121	1,096	769	10	71	1,015	0
Delaware	2,955 (R)	918	227	3,646	0	0	227	0
Montgomery	2,915	1,511	1,224	3,202	0	0	1,224 (O)	0
<b><u>3rd Class Counties</u></b>								
Berks	1,984	959	1,027	1,916	30	94	717	186
Chester	31 (R)	1,025	916	140	32	145	712	27
Cumberland	794	511	531	774	5	8	493	25
Dauphin	795	653	600	848	2	2	493	103
Erie	377	542	493	426	0	0	488	5
Lackawanna	621	482	416	687	0	18	398	0
Lancaster	2,899	1,134	884	3,149	0	2	877	5
Lehigh	1,636	888	880	1,644	1	96	579	204
Luzerne	498	677	570	605	0	67	503	0
Northampton	3,572 (R)	761	593	3,740	2	32	529	30
Westmoreland	3,180	724	1,462	2,442	0	113	514	835
York	2,091	1,270	1,226	2,135	4	3	1,032	187
<b><u>4th Class Counties</u></b>								
Beaver	602	386	367	621	67	0	285	15
Butler	506	457	464	499	0	0	385	79
Cambria	582	296	303	575	1	1	236	65
Centre	1,075	282	241	1,116	0	0	225	16
Fayette	467	402	375	494	7	2	310	56
Franklin	656	482	431	707	0	1	372	58
Monroe	930 (R)	336	274	992	7	24	232	11
Schuylkill	599	393	347	645	0	17	262	68
Washington	460	553	412	601	0	29	383	0
<b><u>5th Class Counties</u></b>								
Adams	421	301	255	467	1	5	225	24
Blair	914	350	274	990	3	6	265	0
Lawrence	400 (R)	199	190	409	11	11	129	39
Lebanon	2,207	367	450	2,124	5	15	341	89
Lycoming	467	331	254	544	0	0	254	0
Mercer	334 (R)	335	324	345	6	13	259	46
Northumberland	120	262	260	122	16	14	178	52

(R) - Revised

(O) - Overinclusive, includes cases in which there was an evidentiary hearing before a judge.



Family Court Caseload - 2020 Divorce

	Begin Pending	New Cases Filed	Cases Processed	End Pending	Processed By:			
					Judge	Non-Judicial Officer	Uncontested	Other
<b><u>6th Class Counties</u></b>								
Armstrong	72	164	144	92	0	1	143	0
Bedford	230	142	144	228	131	2	10	1
Bradford	347	164	155	356	0	1	140	14
Carbon	191	166	187	170	0	8	148	31
Clarion	135	85	58	162	0	2	56	0
Clearfield	310	220	161	369	0	14	147	0
Clinton	138	112	105	145	15	0	75	15
Columbia	234	156	253	137	1	4	132	116
Crawford	368	263	249	382	0	0	217	32
Elk	160	70	57	173	1	0	55	1
Greene	123	129	139	113	0	1	127	11
Huntingdon	211	135	182	164	15	0	112	55
Indiana	414 (R)	197	186	425	0	0	183	3
Jefferson	167 (R)	125	142	150	1	0	132	9
McKean	17 (R)	108	96	29	0	4	90	2
Mifflin	172	159	169	162	0	0	141	28
Perry	204	114	111	207	4	5	97	5
Pike	204	136	121	219	0	15	106	0
Somerset	213	174	148	239	1	0	123	24
Susquehanna	138	89	79	148	9	6	45	19
Tioga	70	113	118	65	10	0	108	0
Venango	530 (R)	186	162	554	0	0	140	22
Warren	191	152	78	265	1	0	70	7
Wayne	174 (R)	164	147	191	4	10	104	29
<b><u>7th Class Counties</u></b>								
Juniata	75	50	42	83	2	4	35	1
Snyder	161	111	122	150	0	0	101	21
Union	71	112	77	106	0	3	59	15
Wyoming	85	74	74	85	1	1	52	20
<b><u>8th Class Counties</u></b>								
Cameron	3,811	1,580	1,737	3,654	0	0	1,533	204
Forest	23	15	15	23	0	1	4	10
Fulton	59	47	49	57	2	0	16	31
Montour	57	58	47	68	0	6	36	5
Potter	7,360	6,860	6,181	8,039	4	0	6,176	1
Sullivan	6	13	14	5	0	0	12	2

(R) - Revised

---

---

## **DIVORCE**

*... a legal proceeding to dissolve a marriage.*

<b>Cases Processed</b>	A divorce case is counted as processed when a final decree is issued granting or denying the divorce. Equitable distribution may be ongoing though the petition is counted as disposed.
<b>Judge</b>	This disposition type refers to the number of cases in which disputed issues of fact were heard by a judge in an evidentiary proceeding. Included are single cases with multiple hearings AT LEAST ONE of which was held before a judge.
<b>New Cases Filed</b>	A new divorce action is initiated with the filing of a complaint.
<b>Non-Judicial Officer</b>	This disposition type refers to the number of cases in which disputed issues of fact were heard by a master in an evidentiary proceeding. Included are single cases with multiple hearings in which there were NO hearings before a judge.
<b>Other</b>	This disposition type refers to the number of cases not processed by a judge, or non-judicial officer, or matters which were not uncontested. Included are all cases which have been transferred, withdrawn, discontinued, administratively purged.
<b>Uncontested</b>	This disposition type refers to the number of matters resolved by mediation, conciliation or stipulation. Included are all matters resolved without an evidentiary hearing, i.e. those in which there was no evidentiary proceeding and the judge signed a final decree.

# 2020 Common Pleas State Totals Juvenile Delinquency

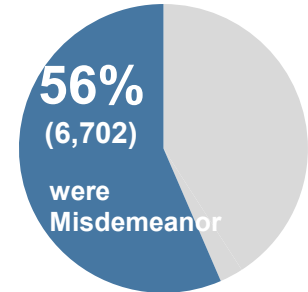
## Cases Pending Disposition

<b>Cases Pending 1/1/20</b>	<b>6,873 (R)</b>
New Cases	11,862
Consent Decree Revoked	358
Informal Adjustment Program Revoked	59
Alternative Program Revoked	0
Warrant Returned	957
Other	1,551
<b>Cases Available for Disposition</b>	<b>21,660</b>
Warrant Issued	1,168
Cases Disposed	14,537
<b>Cases Pending 12/31/20</b>	<b>5,955</b>

## New Cases By Offense Type:

Person	3,941 (33.2%)
Property	3,562 (30.0%)
Drug	2,009 (16.9%)
Public Order	1,403 (11.8%)
Weapon	581 (4.9%)
DUI	221 (1.9%)
Other	130 (1.1%)
Motor Vehicle Other	15 (0.1%)

Of all new cases filed:



## Cases Pending Disposition Disposed By:

Adjudicated Delinquent (Judge)	4,178 (28.7%)
Dismissed/Withdrawn/Transferred	3,303 (22.7%)
Consent Decree Entered	2,943 (20.2%)
*Informal Adjustment Program Entered	2,043 (14.1%)
Other	938 (6.5%)
Adjudicated Delinquent (Hearing Officer)	613 (4.2%)
Warned and Counseled (Pre-Peition)	487 (3.4%)
Transferred to Criminal Court	32 (0.2%)

\* Includes Informal Adjustment Programs Entered and certain pre-petition diversions to Alternative Programs (including Youth Aid Panels).

(R) - Revised

## 2020 Common Pleas State Totals Juvenile Delinquency

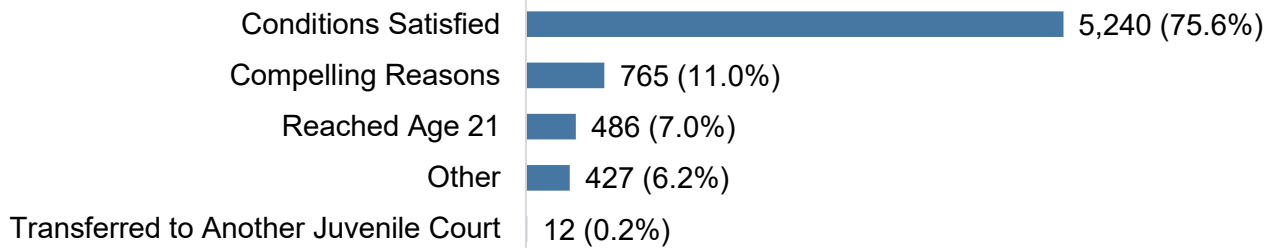
### Formal Dispositions

<b>Cases Pending 1/1/20</b>	<b>12,911</b> <sup>(R)</sup>
Adjudicated delinquent	
Judge	4,178
Hearing Officer	613
Warrant Returned	1,706
Other	313
<b>Adjudicated Delinquent Cases</b>	<b>19,721</b>
Warrant Issued	1,920
Court Supervision Terminated	6,930
<b>Cases Pending 12/31/20</b>	<b>10,871</b>

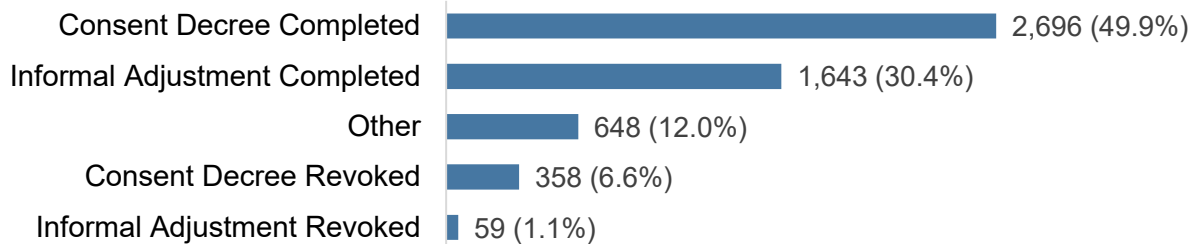
### Informal Dispositions

<b>Consent Decree Pending 1/1/19</b>	<b>2,882</b> <sup>(R)</sup>
<b>Informal Adjustment Pending 1/1/18</b>	<b>1,743</b> <sup>(R)</sup>
New Consent Decree	2,943
New Informal Adjustment	1,784
Warrant Returned	46
Other	316
<b>Informally Disposed Cases</b>	<b>9,714</b>
Warrant Issued	123
Informally Disposed Cases Terminated	5,404
<b>Cases Pending 12/31/19</b>	<b>4,187</b>

### Formal Dispositions Court Supervision Terminated By:



### Informal Dispositions Terminated By:



Delinquency cases are disposed either formally, at a proceeding held before a judge or hearing officer, or informally without a proceeding. Informal dispositions include informal adjustments supervised by a juvenile probation officer; consent decrees agreed upon with the District Attorney after a petition is filed; or other pre-petition process by the juvenile probation department.

(R) - Revised

Family Court Caseload - 2020 Juvenile Delinquency  
Cases Pending Disposition - Available for Disposition

	Begin Pending	New Cases	Consent Decree Revoked	Informal Adjustment Program Revoked	Alternative Program Revoked
<b><u>1st Class County</u></b>					
Philadelphia	920	1,829	36	0	0
<b><u>2nd Class County</u></b>					
Allegheny	841	999	50	10	0
<b><u>2A Class Counties</u></b>					
Bucks	125	404	23	0	0
Delaware	457	505	24	1	0
Montgomery	464	515	0	0	0
<b><u>3rd Class Counties</u></b>					
Berks	272	363	38	8	0
Chester	192	363	3	2	0
Cumberland	86	354	15	6	0
Dauphin	296	525	10	0	0
Erie	191	344	5	0	0
Lackawanna	118	193	3	0	0
Lancaster	255	445	5	7	0
Lehigh	176	276	6	0	0
Luzerne	101	139	0	3	0
Northampton	124	325	7	0	0
Westmoreland	132	385	11	0	0
York	394	527	12	11	0
<b><u>4th Class Counties</u></b>					
Beaver	90	144	1	0	0
Butler	42	159	4	1	0
Cambria	70	165	11	0	0
Centre	27	78	2	0	0
Fayette	78	164	1	0	0
Franklin	67	220	6	4	0
Monroe	57	98	1	0	0
Schuylkill	30	71	0	2	0
Washington	70	196	3	3	0
<b><u>5th Class Counties</u></b>					
Adams	28	97	1	0	0
Blair	58	160	8	0	0
Lawrence	16	50	0	0	0
Lebanon	98	100	23	0	0
Lycoming	63	128	11	0	0
Mercer	64	133	0	0	0
Northumberland	112	117	2	0	0

Family Court Caseload - 2020 Juvenile Delinquency  
Cases Pending Disposition - Available for Disposition

	Warrant Returned	Other	Cases Available for Disposition	Warrant Issued	*Cases Disposed	End Pending
<b><u>1st Class County</u></b>						
Philadelphia	448	142	3,375	516	1,821	1,038
<b><u>2nd Class County</u></b>						
Allegheny	166	284	2,350	237	1,472	641
<b><u>2A Class Counties</u></b>						
Bucks	20	23	595	39	470	86
Delaware	44	81	1,112	83	653	376
Montgomery	125	71	1,175	54	602	519
<b><u>3rd Class Counties</u></b>						
Berks	13	29	723	12	470	241
Chester	12	38	610	15	451	144
Cumberland	0	33	494	0	403	91
Dauphin	10	61	902	13	624	265
Erie	8	56	604	10	494	100
Lackawanna	6	18	338	9	265	64
Lancaster	0	61	773	0	582	191
Lehigh	1	44	503	2	410	91
Luzerne	5	19	267	6	175	86
Northampton	4	37	497	13	410	74
Westmoreland	31	26	585	38	441	106
York	15	73	1,032	26	729	277
<b><u>4th Class Counties</u></b>						
Beaver	3	14	252	6	168	78
Butler	2	14	222	1	191	30
Cambria	1	13	260	4	219	37
Centre	0	12	119	0	86	33
Fayette	3	29	275	13	191	71
Franklin	0	21	318	1	224	93
Monroe	4	21	181	8	141	32
Schuylkill	1	18	122	0	109	13
Washington	3	11	286	5	238	43
<b><u>5th Class Counties</u></b>						
Adams	3	17	146	3	123	20
Blair	11	25	262	11	204	47
Lawrence	2	8	76	3	58	15
Lebanon	11	46	278	15	188	75
Lycoming	1	7	210	5	141	64
Mercer	1	12	210	4	133	73
Northumberland	0	20	251	1	171	79

Includes cases closed pre-petition due to juveniles' participation in Alternative Programs, including Youth Aid Panels.

Family Court Caseload - 2020 Juvenile Delinquency  
Cases Pending Disposition - Available for Disposition

	Begin Pending	New Cases	Consent Decree Revoked	Informal Adjustment Program Revoked	Alternative Program Revoked
<b><u>6th Class Counties</u></b>					
Armstrong	17	55	0	0	0
Bedford	20	31	6	0	0
Bradford	26	60	3	0	0
Carbon	35	52	0	0	0
Clarion	16	36	0	0	0
Clearfield	21	50	0	0	0
Clinton	26	21	0	0	0
Columbia	14	49	0	1	0
Crawford	46	115	2	0	0
Elk	15	34	0	0	0
Greene	22	21	2	0	0
Huntingdon	14	53	0	0	0
Indiana	31	56	1	0	0
Jefferson	7	49	1	0	0
McKean	24	35	1	0	0
Mifflin	10	79	2	0	0
Perry	126	75	7	0	0
Pike	26	32	0	0	0
Somerset	25	39	3	0	0
Susquehanna	11	27	0	0	0
Tioga	12	23	1	0	0
Venango	50	35	0	0	0
Warren	17	37	5	0	0
Wayne	7	27	2	0	0
<b><u>7th Class Counties</u></b>					
Juniata	44	21	0	0	0
Snyder	27	52	0	0	0
Union	11	27	0	0	0
Wyoming	13	21	0	0	0
<b><u>8th Class Counties</u></b>					
Cameron	0	4	0	0	0
Forest	10	14	0	0	0
Fulton	16	12	0	0	0
Montour	5	18	0	0	0
Potter	13	22	0	0	0
Sullivan	2	9	0	0	0

Family Court Caseload - 2020 Juvenile Delinquency  
Cases Pending Disposition - Available for Disposition

	Warrant Returned	Other	Cases Available for Disposition	Warrant Issued	*Cases Disposed	End Pending
<b><u>6th Class Counties</u></b>						
Armstrong	0	13	85	0	71	14
Bedford	0	4	61	4	42	15
Bradford	0	10	99	0	62	37
Carbon	1	3	91	2	61	28
Clarion	0	2	54	0	51	3
Clearfield	0	4	75	0	62	13
Clinton	0	2	49	0	38	11
Columbia	0	4	68	0	61	7
Crawford	1	6	170	1	115	54
Elk	0	2	51	0	31	20
Greene	0	6	51	0	27	24
Huntingdon	0	3	70	2	58	10
Indiana	0	15	103	0	87	16
Jefferson	0	9	66	0	56	10
McKean	0	8	68	0	50	18
Mifflin	0	9	100	0	51	49
Perry	0	10	218	0	87	131
Pike	0	2	60	0	40	20
Somerset	0	4	71	1	48	22
Susquehanna	0	3	41	2	24	15
Tioga	0	2	38	0	32	6
Venango	0	3	88	0	51	37
Warren	0	6	65	0	48	17
Wayne	0	8	44	1	22	21
<b><u>7th Class Counties</u></b>						
Juniata	0	12	77	0	22	55
Snyder	1	5	85	1	58	26
Union	0	5	43	1	25	17
Wyoming	0	1	35	0	26	9
<b><u>8th Class Counties</u></b>						
Cameron	0	1	5	0	4	1
Forest	0	0	24	0	7	17
Fulton	0	1	29	0	22	7
Montour	0	4	27	0	16	11
Potter	0	0	35	0	16	19
Sullivan	0	0	11	0	9	2

Includes cases closed pre-petition due to juveniles' participation in Alternative Programs, including Youth Aid Panels.



Family Court Caseload - 2020 Juvenile Delinquency  
Cases Pending Disposition - New Cases by Offense Type

	Person	Property	Drug	Public				Motor Vehicle Other	Total	% of Total		
				Order	Weapon	DUI	Other			Felony	Misdemeanor	Summary/ Ungraded
<b><u>1st Class County</u></b>												
Philadelphia*	732	485	252	83	166	3	107	1	1,829	79.8	20.1	0.1
<b><u>2nd Class County</u></b>												
Allegheny	363	367	81	92	78	11	4	3	999	53.7	43.8	2.5
<b><u>2A Class Counties</u></b>												
Bucks	84	120	99	77	13	11	0	0	404	22.8	68.6	8.7
Delaware	160	168	56	78	33	5	4	1	505	43.8	48.1	8.1
Montgomery	167	144	73	96	20	13	1	1	515	34.6	58.3	7.2
<b><u>3rd Class Counties</u></b>												
Berks	129	126	49	36	21	2	0	0	363	40.5	59.5	--
Chester	113	106	97	24	6	16	0	1	363	24.5	74.9	0.6
Cumberland	108	137	51	34	10	14	0	0	354	37.3	62.4	0.3
Dauphin	121	187	123	62	26	5	1	0	525	39.8	58.7	1.5
Erie	104	98	37	80	17	8	0	0	344	17.2	79.9	2.9
Lackawanna	75	59	25	20	13	1	0	0	193	36.8	63.2	--
Lancaster	126	174	73	47	16	9	0	0	445	38.0	61.8	0.2
Lehigh	87	79	45	35	27	3	0	0	276	24.3	75.7	--
Luzerne	35	56	21	15	10	2	0	0	139	42.4	55.4	2.2
Northampton	145	58	58	45	10	8	1	0	325	18.5	81.5	--
Westmoreland	124	93	62	90	10	5	0	1	385	31.2	56.9	11.9
York	124	144	156	67	23	10	2	1	527	31.1	67.7	1.1
<b><u>4th Class Counties</u></b>												
Beaver	58	42	16	23	5	0	0	0	144	34.7	65.3	--
Butler	77	42	21	10	5	4	0	0	159	37.7	62.3	--
Cambria	57	45	16	42	2	3	0	0	165	33.3	50.3	16.4
Centre	20	28	20	4	0	3	2	1	78	25.6	69.2	5.1
Fayette	68	53	16	18	7	2	0	0	164	40.9	59.1	--
Franklin	66	71	52	20	5	6	0	0	220	28.6	71.4	--
Monroe	36	24	19	11	3	4	1	0	98	35.7	62.2	2.0
Schuylkill	18	17	13	16	5	2	0	0	71	22.5	77.5	--
Washington	70	37	47	25	11	4	0	2	196	24.5	68.4	7.1
<b><u>5th Class Counties</u></b>												
Adams	28	20	31	13	1	4	0	0	97	16.5	76.3	7.2
Blair	41	78	23	15	1	2	0	0	160	37.5	62.5	--
Lawrence	18	16	9	4	0	3	0	0	50	28.0	72.0	--
Lebanon	29	25	31	10	3	2	0	0	100	27.0	73.0	--
Lycoming	36	41	16	31	2	2	0	0	128	24.2	75.8	--
Mercer	62	35	12	20	3	1	0	0	133	42.9	57.1	--
Northumberland	34	33	28	15	2	2	2	1	117	24.8	66.7	8.5

Family Court Caseload - 2020 Juvenile Delinquency  
 Cases Pending Disposition - New Cases by Offense Type

	Person	Property	Drug	Public				Motor Vehicle Other	Total	% of Total		
				Order	Weapon	DUI	Other			Felony	Misdemeanor	Summary/ Ungraded
<b><u>6th Class Counties</u></b>												
Armstrong	20	16	12	4	0	3	0	0	55	27.3	72.7	--
Bedford	14	9	2	3	1	2	0	0	31	48.4	51.6	--
Bradford	18	20	11	7	2	2	0	0	60	20.0	80.0	--
Carbon	16	15	8	9	1	3	0	0	52	30.8	61.5	7.7
Clarion	9	6	7	12	0	2	0	0	36	19.4	63.9	16.7
Clearfield	18	13	13	2	1	3	0	0	50	34.0	66.0	--
Clinton	6	3	7	3	1	1	0	0	21	33.3	66.7	--
Columbia	14	12	11	5	3	4	0	0	49	20.4	75.5	4.1
Crawford	39	43	12	11	6	4	0	0	115	26.1	73.9	--
Elk	9	8	14	2	0	1	0	0	34	17.6	82.4	--
Greene	8	3	3	4	0	3	0	0	21	28.6	71.4	--
Huntingdon	11	15	23	4	0	0	0	0	53	32.1	67.9	--
Indiana	19	6	20	3	3	5	0	0	56	25.0	73.2	1.8
Jefferson	22	10	9	5	0	2	0	1	49	20.4	79.6	--
McKean	13	10	10	0	0	2	0	0	35	31.4	68.6	--
Mifflin	26	25	20	5	0	3	0	0	79	10.1	89.9	--
Perry	15	38	16	3	1	1	1	0	75	52.0	46.7	1.3
Pike	11	8	10	0	2	1	0	0	32	15.6	84.4	--
Somerset	13	8	8	3	1	2	4	0	39	41.0	48.7	10.3
Susquehanna	12	7	6	1	0	1	0	0	27	14.8	85.2	--
Tioga	6	3	8	6	0	0	0	0	23	30.4	56.5	13.0
Venango	16	8	7	3	1	0	0	0	35	48.6	48.6	2.9
Warren	17	8	6	6	0	0	0	0	37	21.6	78.4	--
Wayne	8	4	11	3	1	0	0	0	27	25.9	74.1	--
<b><u>7th Class Counties</u></b>												
Juniata	14	3	3	0	1	0	0	0	21	33.3	66.7	--
Snyder	7	25	10	7	0	3	0	0	52	32.7	57.7	9.6
Union	11	4	5	4	1	1	0	1	27	33.3	66.7	--
Wyoming	11	3	2	5	0	0	0	0	21	19.0	66.7	14.3
<b><u>8th Class Counties</u></b>												
Cameron	1	0	2	1	0	0	0	0	4	--	75.0	25.0
Forest	8	1	0	5	0	0	0	0	14	42.9	57.1	--
Fulton	3	6	0	1	1	1	0	0	12	41.7	58.3	--
Montour	4	7	3	4	0	0	0	0	18	22.2	77.8	--
Potter	6	6	1	8	0	1	0	0	22	45.5	54.5	--
Sullivan	1	1	1	6	0	0	0	0	9	22.2	77.8	--

Family Court Caseload - 2020 Juvenile Delinquency  
Cases Pending Disposition - Disposed

	Adjudicated Delinquent Judge	%	Dismissed/ Withdrawn/ Transferred	%	Consent Decree Entered	%	*Informal Adjustment Program Entered	%	Other	%
<b><u>1st Class County</u></b>										
Philadelphia	378	20.8	956	52.5	149	8.2	219	12.0	36	2.0
<b><u>2nd Class County</u></b>										
Allegheny	305	20.7	392	26.6	236	16.0	218	14.8	158	10.7
<b><u>2A Class Counties</u></b>										
Bucks	228	48.5	90	19.1	83	17.7	53	11.3	16	3.4
Delaware	192	29.4	88	13.5	119	18.2	100	15.3	87	13.3
Montgomery	229	38.0	120	19.9	102	16.9	83	13.8	67	11.1
<b><u>3rd Class Counties</u></b>										
Berks	127	27.0	74	15.7	165	35.1	89	18.9	13	2.8
Chester	76	16.9	36	8.0	75	16.6	145	32.2	31	6.9
Cumberland	73	18.1	119	29.5	109	27.0	95	23.6	7	1.7
Dauphin	291	46.6	72	11.5	53	8.5	132	21.2	54	8.7
Erie	207	41.9	51	10.3	64	13.0	100	20.2	49	9.9
Lackawanna	72	27.2	38	14.3	98	37.0	34	12.8	18	6.8
Lancaster	296	50.9	88	15.1	68	11.7	112	19.2	5	0.9
Lehigh	79	19.3	75	18.3	96	23.4	32	7.8	41	10.0
Luzerne	58	33.1	25	14.3	33	18.9	43	24.6	11	6.3
Northampton	106	25.9	64	15.6	74	18.0	81	19.8	35	8.5
Westmoreland	96	21.8	126	28.6	138	31.3	11	2.5	18	4.1
York	181	24.8	66	9.1	152	20.9	92	12.6	44	6.0
<b><u>4th Class Counties</u></b>										
Beaver	16	9.5	51	30.4	70	41.7	10	6.0	8	4.8
Butler	33	17.3	70	36.6	47	24.6	3	1.6	1	0.5
Cambria	58	26.5	46	21.0	82	37.4	8	3.7	16	7.3
Centre	18	20.9	21	24.4	29	33.7	9	10.5	9	10.5
Fayette	38	19.9	61	31.9	37	19.4	29	15.2	17	8.9
Franklin	49	21.9	54	24.1	41	18.3	35	15.6	0	--
Monroe	99	70.2	20	14.2	16	11.3	0	--	2	1.4
Schuylkill	28	25.7	16	14.7	23	21.1	36	33.0	5	4.6
Washington	56	23.5	34	14.3	48	20.2	38	16.0	2	0.8
<b><u>5th Class Counties</u></b>										
Adams	43	35.0	26	21.1	34	27.6	3	2.4	17	13.8
Blair	58	28.4	33	16.2	71	34.8	24	11.8	14	6.9
Lawrence	16	27.6	19	32.8	13	22.4	5	8.6	1	1.7
Lebanon	58	30.9	14	7.4	75	39.9	15	8.0	26	13.8
Lycoming	22	15.6	28	19.9	66	46.8	0	--	5	3.5
Mercer	67	50.4	32	24.1	19	14.3	0	--	15	11.3
Northumberland	25	14.6	11	6.4	40	23.4	81	47.4	6	3.5

Includes cases closed pre-petition due to juveniles' participation in Alternative Programs, including Youth Aid Panels.

Family Court Caseload - 2020 Juvenile Delinquency  
Cases Pending Disposition - Disposed

	Adjudicated Delinquent Hearing Officer	%	Warned and Counseled (Pre- Peition)	%	Transferred to Criminal Court	%	Cases Disposed
<b><u>1st Class County</u></b>							
Philadelphia	83	4.6	0	--	0	--	1,821
<b><u>2nd Class County</u></b>							
Allegheny	15	1.0	148	10.1	0	--	1,472
<b><u>2A Class Counties</u></b>							
Bucks	0	--	0	--	0	--	470
Delaware	67	10.3	0	--	0	--	653
Montgomery	0	--	0	--	1	0.2	602
<b><u>3rd Class Counties</u></b>							
Berks	0	--	1	0.2	1	0.2	470
Chester	76	16.9	12	2.7	0	--	451
Cumberland	0	--	0	--	0	--	403
Dauphin	10	1.6	7	1.1	5	0.8	624
Erie	1	0.2	22	4.5	0	--	494
Lackawanna	0	--	0	--	5	1.9	265
Lancaster	0	--	11	1.9	2	0.3	582
Lehigh	86	21.0	1	0.2	0	--	410
Luzerne	0	--	5	2.9	0	--	175
Northampton	0	--	50	12.2	0	--	410
Westmoreland	52	11.8	0	--	0	--	441
York	10	1.4	180	24.7	4	0.5	729
<b><u>4th Class Counties</u></b>							
Beaver	12	7.1	0	--	1	0.6	168
Butler	37	19.4	0	--	0	--	191
Cambria	9	4.1	0	--	0	--	219
Centre	0	--	0	--	0	--	86
Fayette	0	--	8	4.2	1	0.5	191
Franklin	41	18.3	3	1.3	1	0.4	224
Monroe	4	2.8	0	--	0	--	141
Schuylkill	0	--	1	0.9	0	--	109
Washington	40	16.8	16	6.7	4	1.7	238
<b><u>5th Class Counties</u></b>							
Adams	0	--	0	--	0	--	123
Blair	4	2.0	0	--	0	--	204
Lawrence	4	6.9	0	--	0	--	58
Lebanon	0	--	0	--	0	--	188
Lycoming	18	12.8	0	--	2	1.4	141
Mercer	0	--	0	--	0	--	133
Northumberland	0	--	8	4.7	0	--	171

Family Court Caseload - 2020 Juvenile Delinquency  
Cases Pending Disposition - Disposed

	Adjudicated Delinquent Judge	%	Dismissed/ Withdrawn/ Transferred	%	Consent Decree Entered	%	*Informal Adjustment Program Entered	%	Other	%
<b><u>6th Class Counties</u></b>										
Armstrong	30	42.3	18	25.4	11	15.5	9	12.7	2	2.8
Bedford	21	50.0	2	4.8	14	33.3	0	--	5	11.9
Bradford	8	12.9	8	12.9	28	45.2	12	19.4	1	1.6
Carbon	12	19.7	14	23.0	22	36.1	0	--	3	4.9
Clarion	16	31.4	13	25.5	17	33.3	0	--	5	9.8
Clearfield	28	45.2	16	25.8	17	27.4	0	--	1	1.6
Clinton	18	47.4	8	21.1	10	26.3	0	--	1	2.6
Columbia	27	44.3	14	23.0	5	8.2	12	19.7	3	4.9
Crawford	43	37.4	25	21.7	7	6.1	0	--	10	8.7
Elk	0	--	5	16.1	4	12.9	20	64.5	2	6.5
Greene	3	11.1	2	7.4	8	29.6	0	--	9	33.3
Huntingdon	18	31.0	16	27.6	22	37.9	0	--	2	3.4
Indiana	30	34.5	14	16.1	22	25.3	17	19.5	4	4.6
Jefferson	10	17.9	4	7.1	41	73.2	0	--	1	1.8
McKean	10	20.0	5	10.0	19	38.0	11	22.0	5	10.0
Mifflin	30	58.8	3	5.9	18	35.3	0	--	0	--
Perry	25	28.7	14	16.1	32	36.8	1	1.1	14	16.1
Pike	15	37.5	4	10.0	18	45.0	0	--	3	7.5
Somerset	22	45.8	9	18.8	13	27.1	0	--	4	8.3
Susquehanna	4	16.7	4	16.7	4	16.7	11	45.8	1	4.2
Tioga	9	28.1	6	18.8	11	34.4	0	--	5	15.6
Venango	24	47.1	9	17.6	10	19.6	0	--	1	2.0
Warren	23	47.9	6	12.5	16	33.3	0	--	3	6.3
Wayne	12	54.5	3	13.6	5	22.7	1	4.5	1	4.5
<b><u>7th Class Counties</u></b>										
Juniata	9	40.9	0	--	8	36.4	0	--	5	22.7
Snyder	13	22.4	32	55.2	7	12.1	5	8.6	1	1.7
Union	8	32.0	4	16.0	5	20.0	2	8.0	5	20.0
Wyoming	19	73.1	4	15.4	0	--	0	--	3	11.5
<b><u>8th Class Counties</u></b>										
Cameron	0	--	1	25.0	2	50.0	1	25.0	0	--
Forest	2	28.6	3	42.9	0	--	0	--	2	28.6
Fulton	6	27.3	6	27.3	8	36.4	0	--	2	9.1
Montour	2	12.5	5	31.3	6	37.5	3	18.8	0	--
Potter	2	12.5	7	43.8	4	25.0	3	18.8	0	--
Sullivan	1	11.1	3	33.3	4	44.4	0	--	0	--

Includes cases closed pre-petition due to juveniles' participation in Alternative Programs, including Youth Aid Panels.

Family Court Caseload - 2020 Juvenile Delinquency  
Cases Pending Disposition - Disposed

	Adjudicated Delinquent Hearing Officer	%	Warned and Counseled (Pre- Peition)	%	Transferred to Criminal Court	%	Cases Disposed
<b><u>6th Class Counties</u></b>							
Armstrong	0	--	1	1.4	0	--	71
Bedford	0	--	0	--	0	--	42
Bradford	5	8.1	0	--	0	--	62
Carbon	0	--	10	16.4	0	--	61
Clarion	0	--	0	--	0	--	51
Clearfield	0	--	0	--	0	--	62
Clinton	0	--	0	--	1	2.6	38
Columbia	0	--	0	--	0	--	61
Crawford	30	26.1	0	--	0	--	115
Elk	0	--	0	--	0	--	31
Greene	5	18.5	0	--	0	--	27
Huntingdon	0	--	0	--	0	--	58
Indiana	0	--	0	--	0	--	87
Jefferson	0	--	0	--	0	--	56
McKean	0	--	0	--	0	--	50
Mifflin	0	--	0	--	0	--	51
Perry	0	--	0	--	1	1.1	87
Pike	0	--	0	--	0	--	40
Somerset	0	--	0	--	0	--	48
Susquehanna	0	--	0	--	0	--	24
Tioga	0	--	0	--	1	3.1	32
Venango	4	7.8	3	5.9	0	--	51
Warren	0	--	0	--	0	--	48
Wayne	0	--	0	--	0	--	22
<b><u>7th Class Counties</u></b>							
Juniata	0	--	0	--	0	--	22
Snyder	0	--	0	--	0	--	58
Union	0	--	0	--	1	4.0	25
Wyoming	0	--	0	--	0	--	26
<b><u>8th Class Counties</u></b>							
Cameron	0	--	0	--	0	--	4
Forest	0	--	0	--	0	--	7
Fulton	0	--	0	--	0	--	22
Montour	0	--	0	--	0	--	16
Potter	0	--	0	--	0	--	16
Sullivan	0	--	0	--	1	11.1	9

Family Court Caseload - 2020 Juvenile Delinquency  
 Formal Dispositions - Adjudicated Delinquent Cases

	<u>Adjudicated Delinquent</u>					Adjudicated Delinquent Cases	Warrant Issued	Court Supervision Terminated	End Pending
	Begin Pending	Judge	Hearing Officer	Warrant Returned	Other				
<b><u>1st Class County</u></b>									
Philadelphia	1,265	378	83	530	133	2,389	621	771	997
<b><u>2nd Class County</u></b>									
Allegheny	965	305	15	244	22	1,551	220	635	696
<b><u>2A Class Counties</u></b>									
Bucks	521	228	0	56	3	808	56	307	445
Delaware	1,394	192	67	512	17	2,182	544	408	1,230
Montgomery	424	229	0	1	7	661	25	267	369
<b><u>3rd Class Counties</u></b>									
Berks	351	127	0	18	13	509	24	140	345
Chester	355	76	76	16	5	528	24	230	274
Cumberland	127	73	0	4	1	205	3	78	124
Dauphin	622	291	10	19	1	943	18	391	534
Erie	374	207	1	2	7	591	6	279	306
Lackawanna	236	72	0	0	4	312	6	159	147
Lancaster	1,131	296	0	0	0	1,427	0	454	973
Lehigh	332	79	86	1	6	504	0	260	244
Luzerne	103	58	0	1	2	164	8	59	97
Northampton	287	106	0	0	3	396	12	168	216
Westmoreland	255	96	52	80	1	484	94	212	178
York	500	181	10	82	5	778	98	362	318
<b><u>4th Class Counties</u></b>									
Beaver	110	16	12	5	0	143	6	45	92
Butler	90	33	37	7	1	168	2	74	92
Cambria	167	58	9	1	0	235	4	93	138
Centre	37	18	0	0	0	55	0	11	44
Fayette	90	38	0	12	0	140	3	40	97
Franklin	118	49	41	0	2	210	2	80	128
Monroe	267	99	4	2	7	379	2	139	238
Schuylkill	168	28	0	2	1	199	3	56	140
Washington	300	56	40	83	3	482	86	155	241
<b><u>5th Class Counties</u></b>									
Adams	84	43	0	7	5	139	5	73	61
Blair	67	58	4	1	12	142	9	42	91
Lawrence	82	16	4	3	5	110	1	30	79
Lebanon	107	58	0	0	0	165	6	41	118
Lycoming	128	22	18	1	2	171	3	84	84
Mercer	153	67	0	11	0	231	13	86	132
Northumberland	139	25	0	1	1	166	0	34	132

Family Court Caseload - 2020 Juvenile Delinquency  
 Formal Dispositions - Adjudicated Delinquent Cases

	<u>Adjudicated Delinquent</u>					Adjudicated Delinquent Cases	Warrant Issued	Court Supervision Terminated	End Pending
	Begin Pending	Judge	Hearing Officer	Warrant Returned	Other				
<b><u>6th Class Counties</u></b>									
Armstrong	18	30	0	0	1	49	0	16	33
Bedford	107	21	0	0	1	129	3	2	124
Bradford	51	8	5	0	0	64	2	31	31
Carbon	20	12	0	1	3	36	2	18	16
Clarion	39	16	0	0	2	57	0	13	44
Clearfield	128	28	0	0	2	158	0	59	99
Clinton	31	18	0	0	0	49	0	23	26
Columbia	43	27	0	0	2	72	0	36	36
Crawford	106	43	30	2	0	181	4	61	116
Elk	12	0	0	0	3	15	0	3	12
Greene	21	3	5	0	3	32	0	4	28
Huntingdon	77	18	0	0	1	96	0	11	85
Indiana	52	30	0	0	6	88	1	35	52
Jefferson	18	10	0	0	1	29	0	13	16
McKean	44	10	0	0	3	57	0	24	33
Mifflin	42	30	0	0	0	72	1	34	37
Perry	104	25	0	0	1	130	0	18	112
Pike	127	15	0	0	3	145	0	25	120
Somerset	39	22	0	0	0	61	0	14	47
Susquehanna	26	4	0	0	1	31	0	6	25
Tioga	24	9	0	0	1	34	2	12	20
Venango	98	24	4	0	2	128	0	31	97
Warren	106	23	0	0	0	129	0	59	70
Wayne	26	12	0	1	4	43	1	23	19
<b><u>7th Class Counties</u></b>									
Juniata	25	9	0	0	0	34	0	9	25
Snyder	22	13	0	0	2	37	0	17	20
Union	15	8	0	0	1	24	0	14	10
Wyoming	38	19	0	0	0	57	0	25	32
<b><u>8th Class Counties</u></b>									
Cameron	11	0	0	0	0	11	0	1	10
Forest	5	2	0	0	0	7	0	2	5
Fulton	28	6	0	0	0	34	0	4	30
Montour	32	2	0	0	0	34	0	11	23
Potter	26	2	0	0	1	29	0	12	17
Sullivan	1	1	0	0	0	2	0	1	1



Family Court Caseload - 2020 Juvenile Delinquency  
 Formal Dispositions - Court Supervision Terminated

	Conditions Satisfied	%	Compelling Reasons	%	Other	Reached Age 21	%	Transferred to Another Juvenile Court	%	Court Supervision Terminated	%	
<b><u>1st Class County</u></b>												
Philadelphia	649	84.2	13	1.7	54	7.0	55	7.1	0	--	771	
<b><u>2nd Class County</u></b>												
Allegheny	565	89.0	7	1.1	33	5.2	30	4.7	0	--	635	
<b><u>2A Class Counties</u></b>												
Bucks	250	81.4	45	14.7	9	2.9	3	1.0	0	--	307	
Delaware	206	50.5	9	2.2	37	9.1	148	36.3	8	2.0	408	
Montgomery	249	93.3	10	3.7	6	2.2	2	0.7	0	--	267	
<b><u>3rd Class Counties</u></b>												
Berks	128	91.4	3	2.1	5	3.6	4	2.9	0	--	140	
Chester	198	86.1	23	10.0	9	3.9	0	--	0	--	230	
Cumberland	74	94.9	0	--	3	3.8	1	1.3	0	--	78	
Dauphin	344	88.0	37	9.5	4	1.0	6	1.5	0	--	391	
Erie	255	91.4	9	3.2	15	5.4	0	--	0	--	279	
Lackawanna	147	92.5	11	6.9	1	0.6	0	--	0	--	159	
Lancaster	248	54.6	27	5.9	0	--	179	39.4	0	--	454	
Lehigh	71	27.3	180	69.2	4	1.5	4	1.5	1	0.4	260	
Luzerne	52	88.1	5	8.5	2	3.4	0	--	0	--	59	
Northampton	160	95.2	7	4.2	1	0.6	0	--	0	--	168	
Westmoreland	135	63.7	12	5.7	65	30.7	0	--	0	--	212	
York	278	76.8	57	15.7	22	6.1	5	1.4	0	--	362	
<b><u>4th Class Counties</u></b>												
Beaver	40	88.9	5	11.1	0	--	0	--	0	--	45	
Butler	61	82.4	9	12.2	3	4.1	1	1.4	0	--	74	
Cambria	61	65.6	30	32.3	2	2.2	0	--	0	--	93	
Centre	10	90.9	1	9.1	0	--	0	--	0	--	11	
Fayette	8	20.0	23	57.5	9	22.5	0	--	0	--	40	
Franklin	61	76.3	17	21.3	0	--	2	2.5	0	--	80	
Monroe	129	92.8	5	3.6	1	0.7	4	2.9	0	--	139	
Schuylkill	51	91.1	0	--	0	--	5	8.9	0	--	56	
Washington	109	70.3	46	29.7	0	--	0	--	0	--	155	
<b><u>5th Class Counties</u></b>												
Adams	55	75.3	13	17.8	3	4.1	1	1.4	1	1.4	73	
Blair	11	26.2	23	54.8	8	19.0	0	--	0	--	42	
Lawrence	20	66.7	2	6.7	4	13.3	4	13.3	0	--	30	
Lebanon	18	43.9	17	41.5	3	7.3	3	7.3	0	--	41	
Lycoming	67	79.8	16	19.0	1	1.2	0	--	0	--	84	
Mercer	66	76.7	0	--	20	23.3	0	--	0	--	86	
Northumberland	24	70.6	8	23.5	2	5.9	0	--	0	--	34	

Family Court Caseload - 2020 Juvenile Delinquency  
 Formal Dispositions - Court Supervision Terminated

	Conditions Satisfied	%	Compelling Reasons	%	Other	%	Reached Age 21	%	Transferred to Another Juvenile Court	%	Court Supervision Terminated	
<b><u>6th Class Counties</u></b>												
Armstrong	13	81.3	1	6.3	1	6.3	0	--	1	6.3	16	
Bedford	0	--	0	--	2	100.0	0	--	0	--	2	
Bradford	19	61.3	8	25.8	4	12.9	0	--	0	--	31	
Carbon	12	66.7	1	5.6	4	22.2	1	5.6	0	--	18	
Clarion	5	38.5	7	53.8	1	7.7	0	--	0	--	13	
Clearfield	37	62.7	20	33.9	2	3.4	0	--	0	--	59	
Clinton	13	56.5	6	26.1	2	8.7	2	8.7	0	--	23	
Columbia	30	83.3	3	8.3	3	8.3	0	--	0	--	36	
Crawford	57	93.4	0	--	2	3.3	2	3.3	0	--	61	
Elk	0	--	0	--	3	100.0	0	--	0	--	3	
Greene	0	--	0	--	4	100.0	0	--	0	--	4	
Huntingdon	9	81.8	0	--	0	--	2	18.2	0	--	11	
Indiana	25	71.4	4	11.4	5	14.3	1	2.9	0	--	35	
Jefferson	9	69.2	0	--	4	30.8	0	--	0	--	13	
McKean	12	50.0	1	4.2	10	41.7	1	4.2	0	--	24	
Mifflin	13	38.2	21	61.8	0	--	0	--	0	--	34	
Perry	15	83.3	0	--	1	5.6	2	11.1	0	--	18	
Pike	14	56.0	0	--	0	--	11	44.0	0	--	25	
Somerset	11	78.6	3	21.4	0	--	0	--	0	--	14	
Susquehanna	1	16.7	1	16.7	4	66.7	0	--	0	--	6	
Tioga	8	66.7	4	33.3	0	--	0	--	0	--	12	
Venango	27	87.1	2	6.5	0	--	1	3.2	1	3.2	31	
Warren	24	40.7	0	--	34	57.6	1	1.7	0	--	59	
Wayne	13	56.5	2	8.7	5	21.7	3	13.0	0	--	23	
<b><u>7th Class Counties</u></b>												
Juniata	6	66.7	0	--	3	33.3	0	--	0	--	9	
Snyder	11	64.7	3	17.6	3	17.6	0	--	0	--	17	
Union	12	85.7	0	--	2	14.3	0	--	0	--	14	
Wyoming	24	96.0	0	--	0	--	1	4.0	0	--	25	
<b><u>8th Class Counties</u></b>												
Cameron	1	100.0	0	--	0	--	0	--	0	--	1	
Forest	0	--	0	--	2	100.0	0	--	0	--	2	
Fulton	3	75.0	1	25.0	0	--	0	--	0	--	4	
Montour	4	36.4	7	63.6	0	--	0	--	0	--	11	
Potter	11	91.7	0	--	0	--	1	8.3	0	--	12	
Sullivan	1	100.0	0	--	0	--	0	--	0	--	1	

Family Court Caseload - 2020 Juvenile Delinquency  
 Informal Dispositions - Informally Disposed Cases

	Consent Decree Begin Pending	Informal Adjustment Begin Pending	New Consent Decree	New Informal Adjustment
<b><u>1st Class County</u></b>				
Philadelphia	143	2	149	1
<b><u>2nd Class County</u></b>				
Allegheny	217	137	236	218
<b><u>2A Class Counties</u></b>				
Bucks	83	34	83	53
Delaware	339	71	119	100
Montgomery	59	390	102	83
<b><u>3rd Class Counties</u></b>				
Berks	111	97	165	71
Chester	44	55	75	145
Cumberland	95	33	109	95
Dauphin	41	52	53	132
Erie	34	72	64	100
Lackawanna	69	21	98	34
Lancaster	51	70	68	112
Lehigh	79	6	96	9
Luzerne	19	36	33	43
Northampton	58	121	74	81
Westmoreland	83	2	138	11
York	82	72	152	92
<b><u>4th Class Counties</u></b>				
Beaver	76	9	70	10
Butler	28	1	47	3
Cambria	60	5	82	8
Centre	22	6	29	9
Fayette	61	69	37	29
Franklin	31	7	41	35
Monroe	16	0	16	0
Schuylkill	33	52	23	36
Washington	28	31	48	38
<b><u>5th Class Counties</u></b>				
Adams	14	5	34	3
Blair	78	2	71	24
Lawrence	37	2	13	5
Lebanon	100	12	75	15
Lycoming	59	0	66	0
Mercer	16	0	19	0
Northumberland	45	153	40	81

Family Court Caseload - 2020 Juvenile Delinquency  
 Informal Dispositions - Informally Disposed Cases

	Warrant Returned	Other	Informally Disposed Cases	Warrant Issued	Informally Disposed Cases Terminated	End Pending
<b><u>1st Class County</u></b>						
Philadelphia	6	21	322	19	223	80
<b><u>2nd Class County</u></b>						
Allegheny	22	19	849	44	570	235
<b><u>2A Class Counties</u></b>						
Bucks	0	20	273	0	170	103
Delaware	5	11	645	6	309	330
Montgomery	0	1	635	5	163	467
<b><u>3rd Class Counties</u></b>						
Berks	2	1	447	6	180	261
Chester	0	3	322	1	222	99
Cumberland	0	1	333	0	237	96
Dauphin	2	63	343	2	190	151
Erie	0	3	273	0	147	126
Lackawanna	0	0	222	2	171	49
Lancaster	0	2	303	0	209	94
Lehigh	0	0	190	0	130	60
Luzerne	0	11	142	3	86	53
Northampton	0	2	336	2	198	136
Westmoreland	4	0	238	10	131	97
York	3	0	401	5	245	151
<b><u>4th Class Counties</u></b>						
Beaver	0	0	165	4	95	66
Butler	0	0	79	0	54	25
Cambria	0	1	156	0	102	54
Centre	0	0	66	0	35	31
Fayette	1	4	201	1	92	108
Franklin	0	0	114	0	84	30
Monroe	0	3	35	0	19	16
Schuylkill	0	6	150	1	77	72
Washington	0	0	145	0	113	32
<b><u>5th Class Counties</u></b>						
Adams	0	1	57	0	42	15
Blair	0	1	176	3	119	54
Lawrence	0	11	68	3	40	25
Lebanon	0	0	202	3	141	58
Lycoming	0	40	165	0	80	85
Mercer	0	2	37	0	21	16
Northumberland	1	30	350	1	97	252

Family Court Caseload - 2020 Juvenile Delinquency  
 Informal Dispositions - Informally Disposed Cases

	Consent Decree Begin Pending	Informal Adjustment Begin Pending	New Consent Decree	New Informal Adjustment
<b><u>6th Class Counties</u></b>				
Armstrong	17	4	11	9
Bedford	50	0	14	0
Bradford	26	20	28	12
Carbon	25	0	22	0
Clarion	16	0	17	0
Clearfield	24	0	17	0
Clinton	8	0	10	0
Columbia	7	9	5	12
Crawford	18	0	7	0
Elk	52	39	4	20
Greene	12	2	8	0
Huntingdon	24	0	22	0
Indiana	20	12	22	17
Jefferson	22	0	41	0
McKean	14	8	19	11
Mifflin	10	0	18	0
Perry	32	8	32	1
Pike	57	0	18	0
Somerset	13	0	13	0
Susquehanna	5	0	4	11
Tioga	13	0	11	0
Venango	18	0	10	0
Warren	27	2	16	0
Wayne	2	2	5	1
<b><u>7th Class Counties</u></b>				
Juniata	10	0	8	0
Snyder	3	0	7	5
Union	3	2	5	2
Wyoming	0	0	0	0
<b><u>8th Class Counties</u></b>				
Cameron	10	2	2	1
Forest	1	0	0	0
Fulton	4	3	8	0
Montour	8	4	6	3
Potter	20	1	4	3
Sullivan	0	0	4	0

Family Court Caseload - 2020 Juvenile Delinquency  
 Informal Dispositions - Informally Disposed Cases

	Warrant Returned	Other	Informally Disposed Cases	Warrant Issued	Informally Disposed Cases Terminated	End Pending
<b><u>6th Class Counties</u></b>						
Armstrong	0	0	41	0	30	11
Bedford	0	0	64	2	17	45
Bradford	0	4	90	0	43	47
Carbon	0	6	53	0	34	19
Clarion	0	0	33	0	18	15
Clearfield	0	5	46	0	28	18
Clinton	0	1	19	0	15	4
Columbia	0	0	33	0	22	11
Crawford	0	0	25	0	19	6
Elk	0	11	126	0	17	109
Greene	0	0	22	0	11	11
Huntingdon	0	0	46	0	14	32
Indiana	0	1	72	0	60	12
Jefferson	0	0	63	0	29	34
McKean	0	0	52	0	40	12
Mifflin	0	0	28	0	18	10
Perry	0	4	77	0	38	39
Pike	0	15	90	0	1	89
Somerset	0	0	26	0	19	7
Susquehanna	0	0	20	0	6	14
Tioga	0	0	24	0	16	8
Venango	0	5	33	0	20	13
Warren	0	1	46	0	35	11
Wayne	0	3	13	0	9	4
<b><u>7th Class Counties</u></b>						
Juniata	0	0	18	0	11	7
Snyder	0	0	15	0	9	6
Union	0	0	12	0	6	6
Wyoming	0	1	1	0	0	1
<b><u>8th Class Counties</u></b>						
Cameron	0	0	15	0	1	14
Forest	0	0	1	0	0	1
Fulton	0	0	15	0	8	7
Montour	0	2	23	0	7	16
Potter	0	0	28	0	8	20
Sullivan	0	0	4	0	3	1

Family Court Caseload - 2020 Juvenile Delinquency Informal Dispositions - Informally Disposed Cases Terminated

	Consent Decree Completed	%	Informal Adjustment Completed	%	Other	%
<b><u>1st Class County</u></b>						
Philadelphia	164	73.5	0	--	23	10.3
<b><u>2nd Class County</u></b>						
Allegheny	96	16.8	245	43.0	169	29.6
<b><u>2A Class Counties</u></b>						
Bucks	83	48.8	56	32.9	8	4.7
Delaware	132	42.7	95	30.7	57	18.4
Montgomery	96	58.9	0	--	67	41.1
<b><u>3rd Class Counties</u></b>						
Berks	114	63.3	17	9.4	3	1.7
Chester	60	27.0	146	65.8	11	5.0
Cumberland	114	48.1	95	40.1	7	3.0
Dauphin	42	22.1	128	67.4	10	5.3
Erie	43	29.3	88	59.9	11	7.5
Lackawanna	113	66.1	50	29.2	5	2.9
Lancaster	78	37.3	117	56.0	2	1.0
Lehigh	114	87.7	10	7.7	0	--
Luzerne	22	25.6	49	57.0	12	14.0
Northampton	79	39.9	102	51.5	10	5.1
Westmoreland	110	84.0	10	7.6	0	--
York	113	46.1	101	41.2	8	3.3
<b><u>4th Class Counties</u></b>						
Beaver	80	84.2	5	5.3	9	9.5
Butler	47	87.0	2	3.7	0	--
Cambria	84	82.4	3	2.9	4	3.9
Centre	19	54.3	0	--	14	40.0
Fayette	54	58.7	24	26.1	13	14.1
Franklin	47	56.0	27	32.1	0	--
Monroe	15	78.9	0	--	3	15.8
Schuylkill	20	26.0	50	64.9	5	6.5
Washington	50	44.2	55	48.7	2	1.8
<b><u>5th Class Counties</u></b>						
Adams	34	81.0	4	9.5	3	7.1
Blair	77	64.7	13	10.9	21	17.6
Lawrence	31	77.5	5	12.5	4	10.0
Lebanon	76	53.9	18	12.8	24	17.0
Lycoming	68	85.0	0	--	1	1.3
Mercer	0	--	0	--	21	100.0
Northumberland	33	34.0	42	43.3	20	20.6

Family Court Caseload - 2020 Juvenile Delinquency Informal Dispositions - Informally Disposed Cases Terminated

	Consent Decree Revoked	%	Informal Adjustment Revoked	%	Informally Disposed Cases Terminated
<b><u>1st Class County</u></b>					
Philadelphia	36	16.1	0	--	223
<b><u>2nd Class County</u></b>					
Allegheny	50	8.8	10	1.8	570
<b><u>2A Class Counties</u></b>					
Bucks	23	13.5	0	--	170
Delaware	24	7.8	1	0.3	309
Montgomery	0	--	0	--	163
<b><u>3rd Class Counties</u></b>					
Berks	38	21.1	8	4.4	180
Chester	3	1.4	2	0.9	222
Cumberland	15	6.3	6	2.5	237
Dauphin	10	5.3	0	--	190
Erie	5	3.4	0	--	147
Lackawanna	3	1.8	0	--	171
Lancaster	5	2.4	7	3.3	209
Lehigh	6	4.6	0	--	130
Luzerne	0	--	3	3.5	86
Northampton	7	3.5	0	--	198
Westmoreland	11	8.4	0	--	131
York	12	4.9	11	4.5	245
<b><u>4th Class Counties</u></b>					
Beaver	1	1.1	0	--	95
Butler	4	7.4	1	1.9	54
Cambria	11	10.8	0	--	102
Centre	2	5.7	0	--	35
Fayette	1	1.1	0	--	92
Franklin	6	7.1	4	4.8	84
Monroe	1	5.3	0	--	19
Schuylkill	0	--	2	2.6	77
Washington	3	2.7	3	2.7	113
<b><u>5th Class Counties</u></b>					
Adams	1	2.4	0	--	42
Blair	8	6.7	0	--	119
Lawrence	0	--	0	--	40
Lebanon	23	16.3	0	--	141
Lycoming	11	13.8	0	--	80
Mercer	0	--	0	--	21
Northumberland	2	2.1	0	--	97



Family Court Caseload - 2020 Juvenile Delinquency Informal Dispositions - Informally Disposed Cases Terminated

	Consent Decree Completed	%	Informal Adjustment Completed	%	Other	%
<b><u>6th Class Counties</u></b>						
Armstrong	23	76.7	7	23.3	0	--
Bedford	10	58.8	0	--	1	5.9
Bradford	29	67.4	10	23.3	1	2.3
Carbon	27	79.4	0	--	7	20.6
Clarion	15	83.3	0	--	3	16.7
Clearfield	27	96.4	0	--	1	3.6
Clinton	12	80.0	0	--	3	20.0
Columbia	8	36.4	12	54.5	1	4.5
Crawford	16	84.2	0	--	1	5.3
Elk	5	29.4	10	58.8	2	11.8
Greene	0	--	0	--	9	81.8
Huntingdon	14	100.0	0	--	0	--
Indiana	30	50.0	26	43.3	3	5.0
Jefferson	27	93.1	0	--	1	3.4
McKean	21	52.5	7	17.5	11	27.5
Mifflin	16	88.9	0	--	0	--
Perry	16	42.1	1	2.6	14	36.8
Pike	0	--	0	--	1	100.0
Somerset	16	84.2	0	--	0	--
Susquehanna	1	16.7	4	66.7	1	16.7
Tioga	15	93.8	0	--	0	--
Venango	18	90.0	0	--	2	10.0
Warren	10	28.6	0	--	20	57.1
Wayne	3	33.3	2	22.2	2	22.2
<b><u>7th Class Counties</u></b>						
Juniata	3	27.3	0	--	8	72.7
Snyder	5	55.6	2	22.2	2	22.2
Union	1	16.7	2	33.3	3	50.0
Wyoming	0	--	0	--	0	--
<b><u>8th Class Counties</u></b>						
Cameron	0	--	0	--	1	100.0
Forest	0	--	0	--	0	--
Fulton	7	87.5	0	--	1	12.5
Montour	5	71.4	1	14.3	1	14.3
Potter	5	62.5	2	25.0	1	12.5
Sullivan	3	100.0	0	--	0	--

Family Court Caseload - 2020 Juvenile Delinquency Informal Dispositions - Informally Disposed Cases Terminated

	Consent Decree Revoked	%	Informal Adjustment Revoked	%	Informally Disposed Cases Terminated
<b><u>6th Class Counties</u></b>					
Armstrong	0	--	0	--	30
Bedford	6	35.3	0	--	17
Bradford	3	7.0	0	--	43
Carbon	0	--	0	--	34
Clarion	0	--	0	--	18
Clearfield	0	--	0	--	28
Clinton	0	--	0	--	15
Columbia	0	--	1	4.5	22
Crawford	2	10.5	0	--	19
Elk	0	--	0	--	17
Greene	2	18.2	0	--	11
Huntingdon	0	--	0	--	14
Indiana	1	1.7	0	--	60
Jefferson	1	3.4	0	--	29
McKean	1	2.5	0	--	40
Mifflin	2	11.1	0	--	18
Perry	7	18.4	0	--	38
Pike	0	--	0	--	1
Somerset	3	15.8	0	--	19
Susquehanna	0	--	0	--	6
Tioga	1	6.3	0	--	16
Venango	0	--	0	--	20
Warren	5	14.3	0	--	35
Wayne	2	22.2	0	--	9
<b><u>7th Class Counties</u></b>					
Juniata	0	--	0	--	11
Snyder	0	--	0	--	9
Union	0	--	0	--	6
Wyoming	0	--	0	--	0
<b><u>8th Class Counties</u></b>					
Cameron	0	--	0	--	1
Forest	0	--	0	--	0
Fulton	0	--	0	--	8
Montour	0	--	0	--	7
Potter	0	--	0	--	8
Sullivan	0	--	0	--	3

---

---

## JUVENILE DELINQUENCY

*... a classification of juvenile cases which involves an act by an individual between 10 and 18 years of age which has been designated as a crime under Pennsylvania law or under local ordinances.*

**Alternative Program Revoked**

Cases returned to the pending inventory due to the revocation of a juvenile's participation in an alternative course of relief, as previously approved by a court via motion.

**Adjudicated Delinquent Judge (Formal)**

Active cases adjudicated delinquent by a judge following an evidentiary hearing.

**Adjudicated Delinquent Juvenile Court Hearing Officer (Formal)**

Active cases adjudicated delinquent by a hearing officer following an evidentiary hearing.

**Begin Pending**

**Pending Disposition:** New written allegations and petitions awaiting adjudication at the beginning of the reporting period (January 1<sup>st</sup>).

**Formal Dispositions:** Cases previously adjudicated delinquent under court supervision at the beginning of the reporting period (January 1<sup>st</sup>).

**Consent Decree:** Cases with an active consent decree in place at the beginning of the reporting period (January 1<sup>st</sup>).

**Informal Adjustment:** Cases with an active informal adjustment at the beginning of the reporting period (January 1<sup>st</sup>).

**Cases Available for Disposition**

The sum of Begin Pending, plus New Cases, and cases returned to active status due to Consent Decree Revoked, Informal Adjustment Program Revoked, Alternative Program Revoked, Warrant Returned, and for an Other reason.

**Cases Disposed**

To count as disposed, a case must have been adjudicated, placed in inactive status or otherwise disposed during the reporting period. These cases are then categorized by disposition type and include:

**Adjudicated Delinquent Judge:** A determination by a judge, following an evidentiary proceeding, that a juvenile has committed a delinquent act and is need of treatment, supervision or rehabilitation.

**Adjudicated Delinquent Juvenile Court Hearing Officer:** A determination by a hearing officer, following an evidentiary proceeding, that a juvenile has committed a delinquent act and is need of treatment, supervision or rehabilitation.

**Consent Decree Entered:** Cases in which a consent decree has been approved by the district attorney and the court, placing a juvenile under the supervision of a probation office under stipulated terms for a period of up to 6 months.

---

---

**Dismissed/Withdrawn/Transferred:** Cases dismissed by a court prior to or following an adjudicatory hearing, (does NOT include cases dismissed related to informal adjustment programs); cases withdrawn by an attorney for the Commonwealth; cases transferred to another jurisdiction for adjudication or disposition, following a motion. Transfers are usually to a juveniles' county of residence (if an action is commenced in the court of another county).

**Informal Adjustment Program Entered:** Cases in which a new informal adjustment program has been commenced with a juvenile probation office for a period of up to 6 months.

**Other:** Cases disposed in a manner outside the criteria of other disposition categories. In the first year of automated statewide data, the "Other" disposition category includes some administrative closures necessitated by the migration of data from legacy systems. This category will decrease over time as fewer administrative corrections are needed.

**Transferred to Criminal Court:** Cases originating in juvenile court that are transferred to adult criminal court.

**Warned and Couseled (Pre-Petition):** Cases in which a juvenile probation officer issues a warning and counsels a juvenile related to alleged delinquent conduct; the case is then closed.

**Informally  
Disposed Cases**

The sum of Begin Pending plus New Consent Decree, New Informal Adjustment, Warrant Returned and Other.

**Informally Disposed  
Cases Terminated**

Informal disposition case termination categories include:

**Consent Decree Completed:** Closed cases in which a juvenile has satisfied all terms and conditions of a Consent Decree or in which the juvenile is discharged by the court from a Consent Decree prior to the end of the specified time period.

**Consent Decree Revoked:** Cases returned to the pending inventory for further proceedings due to the revocation of a previously court-approved Consent Decree. Consent Decrees are revoked if the juvenile fails to meet the conditions of the program or new allegations have been filed against the juvenile.

**Informal Adjustment Completed:** Cases closed (dismissed) upon successful completion of all stipulated terms and conditions of the Informal Adjustment Program.

**Informal Adjustment Program Revoked:** Cases returned to the active inventory due to the revocation (due to juvenile non-compliance, violation, or other action(s) in defiance of agreed terms) of a previously entered informal adjustment arrangement as defined by a juvenile probation office.

**Other:** Cases disposed in a manner outside the criteria of other disposition categories. In the first year of automated statewide data, the "Other" disposition category includes some administrative closures necessitated by the migration of data from legacy systems. This category will decrease over time as fewer administrative corrections are needed.

---

<b>Consent Decree Revoked</b>	Cases returned to the pending inventory for further proceedings due to the revocation of a previously court-approved consent decree. Consent decrees are revoked if the juvenile fails to meet the conditions of the program or new allegations have been filed against the juvenile.
<b>Formally Disposed Cases, Court Supervision Terminated</b>	<p>These cases are categorized by court supervision type:</p> <p><b>Conditions Satisfied:</b> Court supervision is terminated due to a juvenile satisfying imposed conditions of placement and/or probation.</p> <p><b>Compelling Reasons:</b> Court supervision is terminated early (i.e. prior to completion of all terms/conditions of a dispositional order) upon order of the court following a motion made by any party to the case.</p> <p><b>Reached Age 21:</b> Court supervision is terminated due to a juvenile attaining the age of 21 years (loss of court jurisdiction).</p> <p><b>Other:</b> Cases disposed in a manner outside the criteria of other disposition categories. In the first year of automated statewide data, the “Other” disposition category includes some administrative closures necessitated by the migration of data from legacy systems. This category will decrease over time as fewer administrative corrections are needed.</p> <p><b>Transferred to Another Juvenile Court:</b> Court supervision transferred to another county.</p>
<b>End Pending</b>	Represents the total number of cases awaiting adjudication/disposition at the end of the year. Cases Available for Disposition less Warrant Issued and Cases Disposed for the calendar year.
<b>Informal Adjustment Program Revoked</b>	Cases returned to the pending inventory due to the revocation of a previously entered informal adjustment arrangement as defined by a juvenile probation office. Informal Adjustment Programs are revoked due to juvenile non-compliance, violation, or other action(s) in defiance of agreed terms
<b>New Cases</b>	A new delinquency case is initiated upon the submission of a written allegation to a juvenile probation office (with prior approval by an attorney for the Commonwealth, where required). The unit of count is the docket number assigned by a juvenile probation office.
<b>New Consent Decree</b>	Active/disposed cases in which a Consent Decree has been approved by the court, placing a juvenile under the supervision of a probation office under stipulated terms.
<b>New Informal Adjustment</b>	Active/disposed cases in which an Informal Adjustment Program has been commenced with a juvenile probation office.
<b>Other Inbound (Pending)</b>	A residual category of inbound/active cases that includes cases refiled, cases transferred from another jurisdiction, cases with a vacated adjudication, and other inbound cases in active status for a reason not otherwise specified.
<b>Other Inbound (Formal/Informal)</b>	Delinquency cases returned to active court supervision or informal supervision for a reason not otherwise specified.

---

---

---

**Warrant Issued**

Cases placed in inactive status due to the issuance of a bench warrant.

**Warrant Returned**

Cases returned to the pending, formal supervision or informal supervision inventories due to the service or recall of a bench warrant previously issued against a juvenile respondent.

## 2020 Common Pleas State Totals Juvenile Dependency

<u>Pending Adjudication</u>	Abuse/Neglect	Status Offenses	Total
<b>Cases Pending 1/1/20</b>	<b>1,162</b> <sup>(R)</sup>	<b>60</b> <sup>(R)</sup>	<b>1,222</b> <sup>(R)</sup>
New Petitions Filed	7,402	281	7,683
Other	1,498	40	1,538
<b>Petitions Available for Processing</b>	<b>10,062</b>	<b>381</b>	<b>10,443</b>

Processed By:

Adjudicated Dependent			
Judge	4,924	143	5,067
Hearing Officer	1,739	67	1,806
Adjudicated NOT Dependent			
Judge	451	6	457
Hearing Officer	98	6	104
Withdrawn/Dismissed/Inactive	998	82	1,080
Other	394	25	419
<b>Petitions Processed</b>	<b>8,604</b>	<b>329</b>	<b>8,933</b>
<b>Cases Pending 12/31/20</b>	<b>1,458</b>	<b>52</b>	<b>1,510</b>

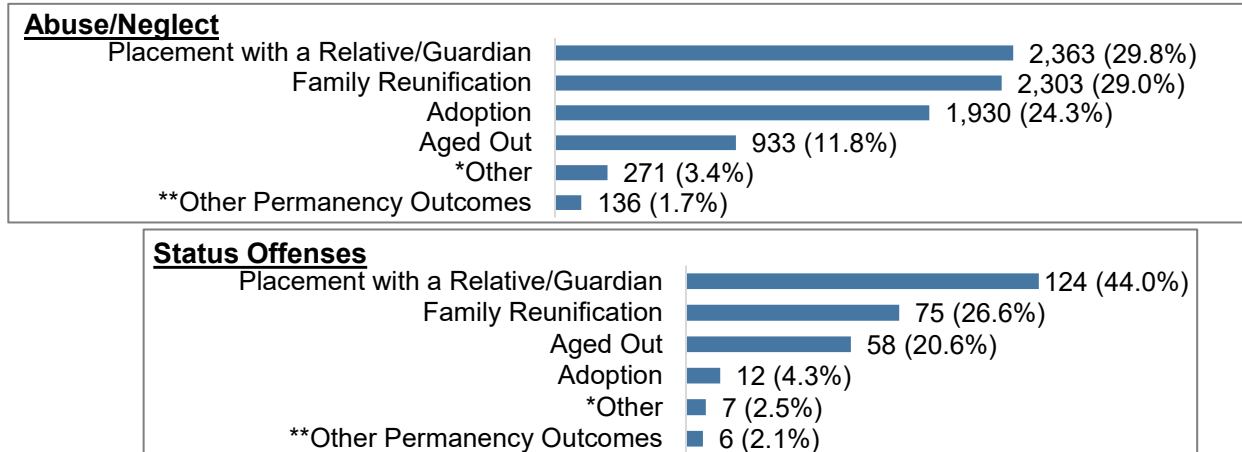
The Pending Adjudication Inventory is counted separately from adjudicated cases that are under court supervision.

**Adjudicated Dependent**

<b>Cases Pending 1/1/20</b>	<b>18,357</b> <sup>(R)</sup>	<b>504</b> <sup>(R)</sup>	<b>18,861</b> <sup>(R)</sup>
New Adjudicated Dependent Cases	6,663	210	6,873
Other	149	6	155
<b>Adjudicated Dependent Cases</b>	<b>25,169</b>	<b>720</b>	<b>25,889</b>
<b>Court Supervision Terminated</b>	<b>7,936</b>	<b>282</b>	<b>8,218</b>
<b>Cases Pending 12/31/20</b>	<b>17,233</b>	<b>438</b>	<b>17,671</b>

If the case is adjudicated dependent, the case progresses to the Adjudicated Dependent Inventory and continues under

**Court Supervision Terminated By:**



(R) - Revised

\* Other Permanency Outcomes include: adjudicated delinquent, delinquent, death due to natural causes, emancipation, permanent living arrangement, and parent has come forward.

\*\* Other includes cases where court supervision is terminated due to transfer out of jurisdiction, withdrawal and administrative closure.

Family Court Caseload - 2020 Juvenile Dependency Abuse/Neglect  
 Pending Adjudication - Available for Processing

	Begin Pending	New Petitions Filed	Other	Petitions Available for Processing	Petitions Processed	End Pending
<b><u>1st Class County</u></b>						
Philadelphia	221	1,328	224	1,773	1,369	404
<b><u>2nd Class County</u></b>						
Allegheny	256	830	230	1,316	1,106	210
<b><u>2A Class Counties</u></b>						
Bucks	59	92	23	174	104	70
Delaware	20	197	29	246	227	19
Montgomery	17	211	23	251	198	53
<b><u>3rd Class Counties</u></b>						
Berks	38	211	25	274	247	27
Chester	0	22	6	28	27	1
Cumberland	22	120	18	160	136	24
Dauphin	17	129	25	171	156	15
Erie	6	158	14	178	168	10
Lackawanna	5	163	46	214	196	18
Lancaster	10	110	19	139	108	31
Lehigh	51	283	38	372	315	57
Luzerne	33	472	150	655	610	45
Northampton	34	119	10	163	148	15
Westmoreland	12	153	9	174	151	23
York	33	287	47	367	338	29
<b><u>4th Class Counties</u></b>						
Beaver	2	26	2	30	25	5
Butler	22	87	39	148	140	8
Cambria	7	84	10	101	95	6
Centre	6	27	4	37	37	0
Fayette	26	149	62	237	206	31
Franklin	7	49	7	63	59	4
Monroe	6	77	4	87	87	0
Schuylkill	39	407	118	564	520	44
Washington	17	102	13	132	105	27
<b><u>5th Class Counties</u></b>						
Adams	2	75	10	87	73	14
Blair	12	57	15	84	62	22
Lawrence	9	107	10	126	108	18
Lebanon	2	47	1	50	48	2
Lycoming	2	44	1	47	47	0
Mercer	1	26	1	28	25	3
Northumberland	1	62	22	85	77	8



Family Court Caseload - 2020 Juvenile Dependency Abuse/Neglect  
 Pending Adjudication - Available for Processing

	Begin Pending	New Petitions Filed	Other	Petitions Available for Processing	Petitions Processed	End Pending
<b><u>6th Class Counties</u></b>						
Armstrong	3	48	13	64	58	6
Bedford	7	47	11	65	55	10
Bradford	4	52	13	69	57	12
Carbon	2	77	4	83	72	11
Clarion	2	33	2	37	36	1
Clearfield	7	73	7	87	72	15
Clinton	0	15	2	17	15	2
Columbia	21	67	18	106	83	23
Crawford	16	33	14	63	45	18
Elk	8	15	0	23	20	3
Greene	3	45	38	86	84	2
Huntingdon	3	31	6	40	34	6
Indiana	5	57	12	74	68	6
Jefferson	5	61	31	97	94	3
McKean	20	40	16	76	62	14
Mifflin	3	24	1	28	28	0
Perry	1	14	2	17	13	4
Pike	11	23	3	37	32	5
Somerset	10	52	18	80	72	8
Susquehanna	0	23	4	27	25	2
Tioga	6	39	11	56	40	16
Venango	15	85	2	102	63	39
Warren	3	18	0	21	20	1
Wayne	0	52	2	54	54	0
<b><u>7th Class Counties</u></b>						
Juniata	1	21	1	23	19	4
Snyder	0	0	3	3	3	0
Union	7	10	0	17	15	2
Wyoming	3	14	9	26	26	0
<b><u>8th Class Counties</u></b>						
Cameron	0	6	0	6	6	0
Forest	0	0	0	0	0	0
Fulton	0	0	0	0	0	0
Montour	1	10	0	11	10	1
Potter	0	6	0	6	5	1
Sullivan	0	0	0	0	0	0

Family Court Caseload - 2020 Juvenile Dependency Abuse/Neglect  
 Pending Adjudication - Processed

	Adjudicated Dependent		Adjudicated NOT Dependent		Withdrawn /Dismissed /Inactive	Other
	Judge	Hearing Officer	Judge	Hearing Officer		
<b><u>1st Class County</u></b>						
Philadelphia	1,124	9	152	0	63	21
<b><u>2nd Class County</u></b>						
Allegheny	843	0	100	0	132	31
<b><u>2A Class Counties</u></b>						
Bucks	66	0	7	0	22	9
Delaware	77	84	0	1	50	15
Montgomery	179	0	1	0	0	18
<b><u>3rd Class Counties</u></b>						
Berks	215	0	4	0	23	5
Chester	8	14	1	0	0	4
Cumberland	1	94	0	4	2	35
Dauphin	6	127	11	10	0	2
Erie	48	119	1	0	0	0
Lackawanna	167	0	4	0	18	7
Lancaster	84	0	10	0	4	10
Lehigh	25	137	6	9	138	0
Luzerne	87	312	1	52	144	14
Northampton	15	100	0	1	1	31
Westmoreland	15	108	2	3	23	0
York	273	0	17	0	43	5
<b><u>4th Class Counties</u></b>						
Beaver	21	0	3	0	0	1
Butler	6	104	3	0	26	1
Cambria	57	29	3	0	4	2
Centre	34	0	0	0	3	0
Fayette	127	0	32	0	7	40
Franklin	0	47	0	3	6	3
Monroe	71	1	14	0	1	0
Schuylkill	393	0	38	0	87	2
Washington	23	66	0	0	9	7
<b><u>5th Class Counties</u></b>						
Adams	54	0	1	0	11	7
Blair	18	35	0	0	7	2
Lawrence	12	75	3	2	7	9
Lebanon	44	0	0	0	0	4
Lycoming	10	29	0	0	7	1
Mercer	19	0	0	0	4	2
Northumberland	63	0	0	0	13	1

Family Court Caseload - 2020 Juvenile Dependency Abuse/Neglect  
 Pending Adjudication - Processed

	Adjudicated Dependent		Adjudicated NOT Dependent		Withdrawn /Dismissed /Inactive	Other
	Judge	Hearing Officer	Judge	Hearing Officer		
<b><u>6th Class Counties</u></b>						
Armstrong	49	0	6	0	2	1
Bedford	36	0	0	0	17	2
Bradford	5	38	4	0	7	3
Carbon	65	0	3	0	4	0
Clarion	34	0	0	0	1	1
Clearfield	57	0	1	0	9	5
Clinton	11	0	1	0	1	2
Columbia	2	67	0	2	12	0
Crawford	0	23	0	0	1	21
Elk	11	0	0	0	0	9
Greene	5	63	0	9	0	7
Huntingdon	31	0	0	0	2	1
Indiana	59	0	0	0	4	5
Jefferson	71	0	4	0	0	19
McKean	18	24	2	2	13	3
Mifflin	24	0	2	0	2	0
Perry	9	0	2	0	1	1
Pike	17	0	3	0	12	0
Somerset	55	0	1	0	15	1
Susquehanna	23	0	0	0	2	0
Tioga	25	0	2	0	8	5
Venango	39	0	0	0	9	15
Warren	19	0	0	0	0	1
Wayne	17	25	0	0	12	0
<b><u>7th Class Counties</u></b>						
Juniata	16	0	1	0	1	1
Snyder	3	0	0	0	0	0
Union	9	0	0	0	6	0
Wyoming	21	0	3	0	2	0
<b><u>8th Class Counties</u></b>						
Cameron	6	0	0	0	0	0
Forest	0	0	0	0	0	0
Fulton	0	0	0	0	0	0
Montour	0	9	0	0	0	1
Potter	2	0	2	0	0	1
Sullivan	0	0	0	0	0	0

Family Court Caseload - 2020 Juvenile Dependency Status Offenses  
 Pending Adjudication - Available for Processing

	Begin Pending	New Petitions Filed	Other	Petitions Available for Processing	Petitions Processed	End Pending
<b><u>1st Class County</u></b>						
Philadelphia	0	7	0	7	2	5
<b><u>2nd Class County</u></b>						
Allegheny	7	30	2	39	36	3
<b><u>2A Class Counties</u></b>						
Bucks	0	0	0	0	0	0
Delaware	0	0	0	0	0	0
Montgomery	4	7	0	11	9	2
<b><u>3rd Class Counties</u></b>						
Berks	0	0	0	0	0	0
Chester	1	3	0	4	4	0
Cumberland	0	4	0	4	4	0
Dauphin	0	3	0	3	3	0
Erie	0	13	0	13	12	1
Lackawanna	0	1	0	1	1	0
Lancaster	0	0	0	0	0	0
Lehigh	0	1	0	1	1	0
Luzerne	19	84	22	125	101	24
Northampton	0	0	0	0	0	0
Westmoreland	3	10	2	15	14	1
York	0	0	0	0	0	0
<b><u>4th Class Counties</u></b>						
Beaver	1	0	0	1	1	0
Butler	1	3	0	4	2	2
Cambria	2	3	0	5	5	0
Centre	0	0	0	0	0	0
Fayette	1	6	0	7	6	1
Franklin	0	0	0	0	0	0
Monroe	0	3	0	3	3	0
Schuylkill	0	2	5	7	7	0
Washington	1	3	0	4	4	0
<b><u>5th Class Counties</u></b>						
Adams	0	0	0	0	0	0
Blair	1	11	0	12	12	0
Lawrence	0	0	0	0	0	0
Lebanon	0	7	1	8	8	0
Lycoming	0	0	0	0	0	0
Mercer	1	4	0	5	5	0
Northumberland	0	13	0	13	12	1

Family Court Caseload - 2020 Juvenile Dependency Status Offenses  
 Pending Adjudication - Available for Processing

	Begin Pending	New Petitions Filed	Other	Petitions Available for Processing	Petitions Processed	End Pending
<b><u>6th Class Counties</u></b>						
Armstrong	0	0	0	0	0	0
Bedford	0	0	0	0	0	0
Bradford	0	3	3	6	5	1
Carbon	0	0	1	1	0	1
Clarion	0	0	0	0	0	0
Clearfield	8	27	1	36	35	1
Clinton	2	5	0	7	4	3
Columbia	0	5	1	6	6	0
Crawford	0	0	0	0	0	0
Elk	0	0	0	0	0	0
Greene	2	0	0	2	1	1
Huntingdon	1	5	0	6	6	0
Indiana	0	0	1	1	1	0
Jefferson	0	0	0	0	0	0
McKean	2	2	0	4	2	2
Mifflin	0	0	0	0	0	0
Perry	0	1	0	1	0	1
Pike	0	5	0	5	3	2
Somerset	0	0	0	0	0	0
Susquehanna	0	1	0	1	1	0
Tioga	0	0	0	0	0	0
Venango	0	0	0	0	0	0
Warren	0	0	0	0	0	0
Wayne	0	0	0	0	0	0
<b><u>7th Class Counties</u></b>						
Juniata	3	4	0	7	7	0
Snyder	0	1	0	1	1	0
Union	0	2	0	2	2	0
Wyoming	0	0	0	0	0	0
<b><u>8th Class Counties</u></b>						
Cameron	0	0	1	1	1	0
Forest	0	0	0	0	0	0
Fulton	0	0	0	0	0	0
Montour	0	2	0	2	2	0
Potter	0	0	0	0	0	0
Sullivan	0	0	0	0	0	0

Family Court Caseload - 2020 Juvenile Dependency Status Offenses  
 Pending Adjudication - Processed

	Adjudicated Dependent		Adjudicated NOT Dependent		Withdrawn /Dismissed /Inactive	Other
	Judge	Hearing Officer	Judge	Hearing Officer		
<b><u>1st Class County</u></b>						
Philadelphia	2	0	0	0	0	0
<b><u>2nd Class County</u></b>						
Allegheny	26	0	2	0	6	2
<b><u>2A Class Counties</u></b>						
Bucks	0	0	0	0	0	0
Delaware	0	0	0	0	0	0
Montgomery	6	0	0	0	0	3
<b><u>3rd Class Counties</u></b>						
Berks	0	0	0	0	0	0
Chester	2	1	0	0	0	1
Cumberland	0	4	0	0	0	0
Dauphin	0	3	0	0	0	0
Erie	0	12	0	0	0	0
Lackawanna	1	0	0	0	0	0
Lancaster	0	0	0	0	0	0
Lehigh	0	0	0	0	1	0
Luzerne	4	24	0	6	64	3
Northampton	0	0	0	0	0	0
Westmoreland	1	10	0	0	3	0
York	0	0	0	0	0	0
<b><u>4th Class Counties</u></b>						
Beaver	1	0	0	0	0	0
Butler	0	0	0	0	2	0
Cambria	1	0	0	0	0	4
Centre	0	0	0	0	0	0
Fayette	2	0	0	0	0	4
Franklin	0	0	0	0	0	0
Monroe	2	0	1	0	0	0
Schuylkill	7	0	0	0	0	0
Washington	0	2	0	0	0	2
<b><u>5th Class Counties</u></b>						
Adams	0	0	0	0	0	0
Blair	12	0	0	0	0	0
Lawrence	0	0	0	0	0	0
Lebanon	7	0	0	0	0	1
Lycoming	0	0	0	0	0	0
Mercer	3	0	1	0	0	1
Northumberland	12	0	0	0	0	0

Family Court Caseload - 2020 Juvenile Dependency Status Offenses  
 Pending Adjudication - Processed

	Adjudicated Dependent		Adjudicated NOT Dependent		Withdrawn /Dismissed /Inactive	Other
	Judge	Hearing Officer	Judge	Hearing Officer		
<b><u>6th Class Counties</u></b>						
Armstrong	0	0	0	0	0	0
Bedford	0	0	0	0	0	0
Bradford	1	1	0	0	2	1
Carbon	0	0	0	0	0	0
Clarion	0	0	0	0	0	0
Clearfield	34	0	0	0	1	0
Clinton	2	0	2	0	0	0
Columbia	0	5	0	0	1	0
Crawford	0	0	0	0	0	0
Elk	0	0	0	0	0	0
Greene	0	1	0	0	0	0
Huntingdon	5	0	0	0	1	0
Indiana	1	0	0	0	0	0
Jefferson	0	0	0	0	0	0
McKean	0	2	0	0	0	0
Mifflin	0	0	0	0	0	0
Perry	0	0	0	0	0	0
Pike	3	0	0	0	0	0
Somerset	0	0	0	0	0	0
Susquehanna	1	0	0	0	0	0
Tioga	0	0	0	0	0	0
Venango	0	0	0	0	0	0
Warren	0	0	0	0	0	0
Wayne	0	0	0	0	0	0
<b><u>7th Class Counties</u></b>						
Juniata	4	0	0	0	0	3
Snyder	0	0	0	0	1	0
Union	2	0	0	0	0	0
Wyoming	0	0	0	0	0	0
<b><u>8th Class Counties</u></b>						
Cameron	1	0	0	0	0	0
Forest	0	0	0	0	0	0
Fulton	0	0	0	0	0	0
Montour	0	2	0	0	0	0
Potter	0	0	0	0	0	0
Sullivan	0	0	0	0	0	0

Family Court Caseload - 2020 Juvenile Dependency Abuse/Neglect  
 Adjudicated Dependent - Available for Processing

	Begin Pending	New Adjudicated Dependent Cases	Other	Adjudicated Dependent Cases	Court Supervision Terminated	End Pending
<b><u>1st Class County</u></b>						
Philadelphia	6,113	1,133	11	7,257	1,793	5,464
<b><u>2nd Class County</u></b>						
Allegheny	1,857	843	6	2,706	831	1,875
<b><u>2A Class Counties</u></b>						
Bucks	416	66	0	482	188	294
Delaware	429	161	9	599	184	415
Montgomery	435	179	9	623	226	397
<b><u>3rd Class Counties</u></b>						
Berks	592	215	4	811	331	480
Chester	108	22	4	134	42	92
Cumberland	240	95	2	337	110	227
Dauphin	404	133	2	539	163	376
Erie	434	167	2	603	231	372
Lackawanna	137	167	1	305	105	200
Lancaster	434	84	2	520	181	339
Lehigh	361	162	2	525	176	349
Luzerne	782	399	0	1,181	388	793
Northampton	402	115	3	520	151	369
Westmoreland	235	123	9	367	101	266
York	516	273	9	798	281	517
<b><u>4th Class Counties</u></b>						
Beaver	39	21	0	60	26	34
Butler	143	110	1	254	111	143
Cambria	140	86	2	228	99	129
Centre	83	34	0	117	29	88
Fayette	207	127	0	334	146	188
Franklin	126	47	1	174	65	109
Monroe	162	72	1	235	72	163
Schuylkill	673	393	1	1,067	369	698
Washington	255	89	3	347	123	224
<b><u>5th Class Counties</u></b>						
Adams	60	54	3	117	57	60
Blair	111	53	0	164	68	96
Lawrence	145	87	2	234	49	185
Lebanon	93	44	1	138	40	98
Lycoming	39	39	3	81	22	59
Mercer	34	19	0	53	10	43
Northumberland	216	63	0	279	141	138



Family Court Caseload - 2020 Juvenile Dependency Abuse/Neglect  
 Adjudicated Dependent - Available for Processing

	Begin Pending	New Adjudicated Dependent Cases	Other	Adjudicated Dependent Cases	Court Supervision Terminated	End Pending
<b><u>6th Class Counties</u></b>						
Armstrong	68	49	1	118	63	55
Bedford	54	36	2	92	46	46
Bradford	88	43	0	131	39	92
Carbon	71	65	1	137	29	108
Clarion	43	34	1	78	28	50
Clearfield	209	57	1	267	54	213
Clinton	36	11	0	47	25	22
Columbia	205	69	1	275	92	183
Crawford	99	23	0	122	41	81
Elk	9	11	3	23	8	15
Greene	116	68	0	184	102	82
Huntingdon	66	31	0	97	40	57
Indiana	68	59	0	127	50	77
Jefferson	103	71	27	201	75	126
McKean	108	42	0	150	49	101
Mifflin	44	24	0	68	27	41
Perry	14	9	1	24	9	15
Pike	29	17	1	47	17	30
Somerset	118	55	0	173	40	133
Susquehanna	36	23	0	59	21	38
Tioga	66	25	0	91	34	57
Venango	107	39	14	160	40	120
Warren	18	19	0	37	3	34
Wayne	55	42	1	98	27	71
<b><u>7th Class Counties</u></b>						
Juniata	11	16	1	28	15	13
Snyder	11	3	0	14	9	5
Union	13	9	0	22	9	13
Wyoming	40	21	0	61	28	33
<b><u>8th Class Counties</u></b>						
Cameron	3	6	0	9	2	7
Forest	1	0	0	1	1	0
Fulton	3	0	0	3	2	1
Montour	8	9	1	18	2	16
Potter	16	2	0	18	0	18
Sullivan	0	0	0	0	0	0

Family Court Caseload - 2020 Juvenile Dependency Abuse/Neglect  
 Adjudicated Dependent - Court Supervision Terminated

	Family Reunification	%	Placement with a Relative/Guardian	%	Adoption	%	Aged Out	%	Other	%	Other Permanency Outcomes	%
<b><u>1st Class County</u></b>												
Philadelphia	491	27.4	379	21.1	478	26.7	388	21.6	18	1.0	39	2.2
<b><u>2nd Class County</u></b>												
Allegheny	267	32.1	280	33.7	169	20.3	96	11.6	9	1.1	10	1.2
<b><u>2A Class Counties</u></b>												
Bucks	85	45.2	30	16.0	57	30.3	8	4.3	1	0.5	7	3.7
Delaware	46	25.0	85	46.2	19	10.3	26	14.1	5	2.7	3	1.6
Montgomery	50	22.1	79	35.0	36	15.9	29	12.8	29	12.8	3	1.3
<b><u>3rd Class Counties</u></b>												
Berks	50	15.1	77	23.3	166	50.2	25	7.6	10	3.0	3	0.9
Chester	14	33.3	8	19.0	8	19.0	8	19.0	4	9.5	0	--
Cumberland	38	34.5	24	21.8	31	28.2	15	13.6	0	--	2	1.8
Dauphin	75	46.0	26	16.0	42	25.8	16	9.8	3	1.8	1	0.6
Erie	20	8.7	87	37.7	104	45.0	15	6.5	3	1.3	2	0.9
Lackawanna	49	46.7	14	13.3	20	19.0	8	7.6	11	10.5	3	2.9
Lancaster	47	26.0	31	17.1	75	41.4	24	13.3	4	2.2	0	--
Lehigh	66	37.5	67	38.1	15	8.5	22	12.5	3	1.7	3	1.7
Luzerne	100	25.8	193	49.7	68	17.5	12	3.1	14	3.6	1	0.3
Northampton	65	43.0	49	32.5	18	11.9	9	6.0	4	2.6	6	4.0
Westmoreland	28	27.7	22	21.8	28	27.7	13	12.9	7	6.9	3	3.0
York	83	29.5	56	19.9	68	24.2	51	18.1	14	5.0	9	3.2
<b><u>4th Class Counties</u></b>												
Beaver	12	46.2	4	15.4	6	23.1	2	7.7	2	7.7	0	--
Butler	36	32.4	28	25.2	37	33.3	5	4.5	1	0.9	4	3.6
Cambria	22	22.2	40	40.4	31	31.3	5	5.1	0	--	1	1.0
Centre	13	44.8	2	6.9	10	34.5	4	13.8	0	--	0	--
Fayette	46	31.5	58	39.7	30	20.5	2	1.4	9	6.2	1	0.7
Franklin	30	46.2	8	12.3	20	30.8	5	7.7	0	--	2	3.1
Monroe	20	27.8	23	31.9	12	16.7	10	13.9	0	--	7	9.7
Schuylkill	40	10.8	272	73.7	34	9.2	17	4.6	4	1.1	2	0.5
Washington	32	26.0	13	10.6	57	46.3	9	7.3	12	9.8	0	--
<b><u>5th Class Counties</u></b>												
Adams	14	24.6	27	47.4	4	7.0	2	3.5	9	15.8	1	1.8
Blair	20	29.4	27	39.7	17	25.0	1	1.5	1	1.5	2	2.9
Lawrence	18	36.7	10	20.4	10	20.4	9	18.4	0	--	2	4.1
Lebanon	3	7.5	21	52.5	7	17.5	9	22.5	0	--	0	--
Lycoming	6	27.3	5	22.7	5	22.7	5	22.7	1	4.5	0	--
Mercer	6	60.0	1	10.0	0	--	1	10.0	2	20.0	0	--
Northumberland	54	38.3	39	27.7	37	26.2	8	5.7	2	1.4	1	0.7

Family Court Caseload - 2020 Juvenile Dependency Abuse/Neglect  
 Adjudicated Dependent - Court Supervision Terminated

	Family Reunification	%	Placement with a Relative/ Guardian	%	Adoption	%	Aged Out	%	Other	%	Other Permanency Outcomes	%
<b><u>6th Class Counties</u></b>												
Armstrong	6	9.5	32	50.8	14	22.2	4	6.3	6	9.5	1	1.6
Bedford	21	45.7	10	21.7	8	17.4	2	4.3	4	8.7	1	2.2
Bradford	19	48.7	3	7.7	6	15.4	7	17.9	2	5.1	2	5.1
Carbon	13	44.8	6	20.7	1	3.4	6	20.7	3	10.3	0	--
Clarion	6	21.4	7	25.0	15	53.6	0	--	0	--	0	--
Clearfield	16	29.6	22	40.7	11	20.4	2	3.7	2	3.7	1	1.9
Clinton	5	20.0	11	44.0	7	28.0	2	8.0	0	--	0	--
Columbia	27	29.3	48	52.2	5	5.4	6	6.5	2	2.2	4	4.3
Crawford	15	36.6	2	4.9	1	2.4	6	14.6	14	34.1	3	7.3
Elk	1	12.5	3	37.5	0	--	0	--	3	37.5	1	12.5
Greene	36	35.3	28	27.5	31	30.4	4	3.9	3	2.9	0	--
Huntingdon	9	22.5	21	52.5	8	20.0	2	5.0	0	--	0	--
Indiana	15	30.0	16	32.0	7	14.0	5	10.0	6	12.0	1	2.0
Jefferson	28	37.3	9	12.0	12	16.0	6	8.0	20	26.7	0	--
McKean	10	20.4	9	18.4	15	30.6	7	14.3	7	14.3	1	2.0
Mifflin	10	37.0	2	7.4	15	55.6	0	--	0	--	0	--
Perry	7	77.8	1	11.1	0	--	1	11.1	0	--	0	--
Pike	2	11.8	4	23.5	8	47.1	1	5.9	2	11.8	0	--
Somerset	18	45.0	7	17.5	11	27.5	3	7.5	1	2.5	0	--
Susquehanna	8	38.1	6	28.6	6	28.6	1	4.8	0	--	0	--
Tioga	20	58.8	3	8.8	4	11.8	0	--	6	17.6	1	2.9
Venango	17	42.5	10	25.0	5	12.5	4	10.0	4	10.0	0	--
Warren	1	33.3	0	--	0	--	0	--	2	66.7	0	--
Wayne	8	29.6	10	37.0	6	22.2	1	3.7	0	--	2	7.4
<b><u>7th Class Counties</u></b>												
Juniata	6	40.0	0	--	6	40.0	2	13.3	1	6.7	0	--
Snyder	3	33.3	2	22.2	2	22.2	2	22.2	0	--	0	--
Union	7	77.8	0	--	2	22.2	0	--	0	--	0	--
Wyoming	20	71.4	3	10.7	5	17.9	0	--	0	--	0	--
<b><u>8th Class Counties</u></b>												
Cameron	2	100.0	0	--	0	--	0	--	0	--	0	--
Forest	0	--	0	--	0	--	0	--	1	100.0	0	--
Fulton	1	50.0	1	50.0	0	--	0	--	0	--	0	--
Montour	0	--	2	100.0	0	--	0	--	0	--	0	--
Potter	0	--	0	--	0	--	0	--	0	--	0	--
Sullivan	0	--	0	--	0	--	0	--	0	--	0	--

Family Court Caseload - 2020 Juvenile Dependency Status Offenses  
 Adjudicated Dependent - Available for Processing

	Begin Pending	New Adjudicated Dependent Cases	Other	Adjudicated Dependent Cases	Court Supervision Terminated	End Pending
<b><u>1st Class County</u></b>						
Philadelphia	16	2	0	18	9	9
<b><u>2nd Class County</u></b>						
Allegheny	86	26	0	112	44	68
<b><u>2A Class Counties</u></b>						
Bucks	0	0	0	0	0	0
Delaware	2	0	0	2	0	2
Montgomery	5	6	2	13	3	10
<b><u>3rd Class Counties</u></b>						
Berks	0	0	0	0	0	0
Chester	16	3	0	19	7	12
Cumberland	0	4	0	4	0	4
Dauphin	15	3	0	18	6	12
Erie	53	12	1	66	32	34
Lackawanna	0	1	0	1	0	1
Lancaster	3	0	0	3	1	2
Lehigh	0	0	0	0	0	0
Luzerne	78	28	0	106	47	59
Northampton	0	0	0	0	0	0
Westmoreland	32	11	1	44	22	22
York	2	0	0	2	0	2
<b><u>4th Class Counties</u></b>						
Beaver	1	1	0	2	0	2
Butler	1	0	0	1	0	1
Cambria	4	1	0	5	1	4
Centre	0	0	0	0	0	0
Fayette	6	2	0	8	5	3
Franklin	2	0	0	2	2	0
Monroe	3	2	0	5	3	2
Schuylkill	13	7	0	20	7	13
Washington	8	2	0	10	5	5
<b><u>5th Class Counties</u></b>						
Adams	0	0	0	0	0	0
Blair	0	12	0	12	3	9
Lawrence	1	0	0	1	0	1
Lebanon	25	7	1	33	13	20
Lycoming	0	0	0	0	0	0
Mercer	8	3	0	11	6	5
Northumberland	0	12	0	12	0	12

Family Court Caseload - 2020 Juvenile Dependency Status Offenses  
 Adjudicated Dependent - Available for Processing

	Begin Pending	New Adjudicated Dependent Cases	Other	Adjudicated Dependent Cases	Court Supervision Terminated	End Pending
<b><u>6th Class Counties</u></b>						
Armstrong	16	0	0	16	10	6
Bedford	1	0	0	1	0	1
Bradford	9	2	0	11	9	2
Carbon	1	0	0	1	0	1
Clarion	0	0	0	0	0	0
Clearfield	49	34	0	83	19	64
Clinton	6	2	0	8	6	2
Columbia	1	5	0	6	2	4
Crawford	2	0	0	2	0	2
Elk	0	0	0	0	0	0
Greene	2	1	0	3	3	0
Huntingdon	6	5	0	11	3	8
Indiana	3	1	0	4	2	2
Jefferson	3	0	0	3	0	3
McKean	5	2	0	7	2	5
Mifflin	0	0	0	0	0	0
Perry	0	0	0	0	0	0
Pike	1	3	0	4	0	4
Somerset	1	0	0	1	0	1
Susquehanna	0	1	0	1	0	1
Tioga	0	0	0	0	0	0
Venango	1	0	0	1	0	1
Warren	0	0	0	0	0	0
Wayne	1	0	0	1	0	1
<b><u>7th Class Counties</u></b>						
Juniata	0	4	0	4	0	4
Snyder	2	0	0	2	2	0
Union	2	2	0	4	0	4
Wyoming	3	0	1	4	3	1
<b><u>8th Class Counties</u></b>						
Cameron	5	1	0	6	2	4
Forest	0	0	0	0	0	0
Fulton	0	0	0	0	0	0
Montour	0	2	0	2	1	1
Potter	4	0	0	4	2	2
Sullivan	0	0	0	0	0	0

Family Court Caseload - 2020 Juvenile Dependency Status Offenses  
 Adjudicated Dependent - Court Supervision Terminated

	Family Reunification	%	Placement with a Relative/Guardian	%	Adoption	%	Aged Out	%	Other	%	Other Permanency Outcomes	%
<b><u>1st Class County</u></b>												
Philadelphia	3	33.3	0	--	4	44.4	1	11.1	0	--	1	11.1
<b><u>2nd Class County</u></b>												
Allegheny	16	36.4	8	18.2	1	2.3	18	40.9	1	2.3	0	--
<b><u>2A Class Counties</u></b>												
Bucks	0	--	0	--	0	--	0	--	0	--	0	--
Delaware	0	--	0	--	0	--	0	--	0	--	0	--
Montgomery	0	--	3	100.0	0	--	0	--	0	--	0	--
<b><u>3rd Class Counties</u></b>												
Berks	0	--	0	--	0	--	0	--	0	--	0	--
Chester	3	42.9	1	14.3	0	--	2	28.6	0	--	1	14.3
Cumberland	0	--	0	--	0	--	0	--	0	--	0	--
Dauphin	6	100.0	0	--	0	--	0	--	0	--	0	--
Erie	4	12.5	19	59.4	2	6.3	7	21.9	0	--	0	--
Lackawanna	0	--	0	--	0	--	0	--	0	--	0	--
Lancaster	1	100.0	0	--	0	--	0	--	0	--	0	--
Lehigh	0	--	0	--	0	--	0	--	0	--	0	--
Luzerne	2	4.3	41	87.2	0	--	4	8.5	0	--	0	--
Northampton	0	--	0	--	0	--	0	--	0	--	0	--
Westmoreland	5	22.7	3	13.6	1	4.5	11	50.0	0	--	2	9.1
York	0	--	0	--	0	--	0	--	0	--	0	--
<b><u>4th Class Counties</u></b>												
Beaver	0	--	0	--	0	--	0	--	0	--	0	--
Butler	0	--	0	--	0	--	0	--	0	--	0	--
Cambria	0	--	1	100.0	0	--	0	--	0	--	0	--
Centre	0	--	0	--	0	--	0	--	0	--	0	--
Fayette	1	20.0	2	40.0	0	--	1	20.0	0	--	1	20.0
Franklin	2	100.0	0	--	0	--	0	--	0	--	0	--
Monroe	3	100.0	0	--	0	--	0	--	0	--	0	--
Schuylkill	1	14.3	6	85.7	0	--	0	--	0	--	0	--
Washington	1	20.0	2	40.0	1	20.0	1	20.0	0	--	0	--
<b><u>5th Class Counties</u></b>												
Adams	0	--	0	--	0	--	0	--	0	--	0	--
Blair	0	--	3	100.0	0	--	0	--	0	--	0	--
Lawrence	0	--	0	--	0	--	0	--	0	--	0	--
Lebanon	6	46.2	2	15.4	0	--	5	38.5	0	--	0	--
Lycoming	0	--	0	--	0	--	0	--	0	--	0	--
Mercer	4	66.7	0	--	0	--	0	--	2	33.3	0	--
Northumberland	0	--	0	--	0	--	0	--	0	--	0	--

Family Court Caseload - 2020 Juvenile Dependency Status Offenses  
 Adjudicated Dependent - Court Supervision Terminated

	Family Reunification		Placement with a Relative/Guardian		Adoption		Aged Out		Other		Other Permanency Outcomes	
		%		%		%		%		%		%
<b><u>6th Class Counties</u></b>												
Armstrong	1	10.0	7	70.0	1	10.0	1	10.0	0	--	0	--
Bedford	0	--	0	--	0	--	0	--	0	--	0	--
Bradford	3	33.3	1	11.1	1	11.1	3	33.3	1	11.1	0	--
Carbon	0	--	0	--	0	--	0	--	0	--	0	--
Clarion	0	--	0	--	0	--	0	--	0	--	0	--
Clearfield	3	15.8	14	73.7	1	5.3	1	5.3	0	--	0	--
Clinton	2	33.3	2	33.3	0	--	1	16.7	1	16.7	0	--
Columbia	1	50.0	1	50.0	0	--	0	--	0	--	0	--
Crawford	0	--	0	--	0	--	0	--	0	--	0	--
Elk	0	--	0	--	0	--	0	--	0	--	0	--
Greene	0	--	3	100.0	0	--	0	--	0	--	0	--
Huntingdon	1	33.3	1	33.3	0	--	1	33.3	0	--	0	--
Indiana	1	50.0	1	50.0	0	--	0	--	0	--	0	--
Jefferson	0	--	0	--	0	--	0	--	0	--	0	--
McKean	1	50.0	0	--	0	--	0	--	0	--	1	50.0
Mifflin	0	--	0	--	0	--	0	--	0	--	0	--
Perry	0	--	0	--	0	--	0	--	0	--	0	--
Pike	0	--	0	--	0	--	0	--	0	--	0	--
Somerset	0	--	0	--	0	--	0	--	0	--	0	--
Susquehanna	0	--	0	--	0	--	0	--	0	--	0	--
Tioga	0	--	0	--	0	--	0	--	0	--	0	--
Venango	0	--	0	--	0	--	0	--	0	--	0	--
Warren	0	--	0	--	0	--	0	--	0	--	0	--
Wayne	0	--	0	--	0	--	0	--	0	--	0	--
<b><u>7th Class Counties</u></b>												
Juniata	0	--	0	--	0	--	0	--	0	--	0	--
Snyder	2	100.0	0	--	0	--	0	--	0	--	0	--
Union	0	--	0	--	0	--	0	--	0	--	0	--
Wyoming	0	--	3	100.0	0	--	0	--	0	--	0	--
<b><u>8th Class Counties</u></b>												
Cameron	0	--	0	--	0	--	1	50.0	1	50.0	0	--
Forest	0	--	0	--	0	--	0	--	0	--	0	--
Fulton	0	--	0	--	0	--	0	--	0	--	0	--
Montour	1	100.0	0	--	0	--	0	--	0	--	0	--
Potter	1	50.0	0	--	0	--	0	--	1	50.0	0	--
Sullivan	0	--	0	--	0	--	0	--	0	--	0	--

---

---

## JUVENILE DEPENDENCY ABUSE/NEGLECT & STATUS OFFENSE

... a classification of juvenile cases which involves the absence of the proper parental care or supervision necessary for the physical, mental, emotional, or moral health of an individual under 18 years of age.

**Abuse/Neglect** - alleges non-accidental physical or mental injuries to a child. Abuse/Neglect cases include allegations of sexual abuse or exploitation, abandonment, insufficient food, housing, medical care, shelter or supervision which endangers the child's life or development, parent's inability to care for a child due to his or her own mental health, etc.

**Status Offense** - addresses acts or conduct which are recognized to be offenses, but only when committed or engaged in by juveniles and which can be adjudicated only by a juvenile court. Examples of status offenses are curfew violations, incorrigibility, juveniles alleged to be runaways, truancy, uncontrollable behavior, etc.

**Adjudicated Dependent** If the case is adjudicated dependent, the case becomes part of the Adjudicated Dependent Inventory and continues under court supervision.

**Adjudicated Not Dependent** If the case is adjudicated NOT dependent, the case is closed.

**Cases Processed** A dependency petition is considered processed when an order adjudicating the petition is issued, typically at a permanency placement hearing. The disposition is recorded whether or not the juvenile is adjudicated dependent.

**Court Supervision Terminated** Court supervision of Adjudicated Dependent Cases is terminated when the child achieves permanency. Permanency outcomes include the following:

**Family Reunification** - the child is returned to the parent(s). Includes the CPCMS termination category of *reunification*

**Adoption** - the legal and permanent transfer of all parental rights and responsibilities to adoptive parents. Includes CPCMS termination category of *adoption*.

**Placement with a Relative or Guardian** - the custody of the child is transferred from the natural parent to a relative or caregiver. Both permanent and non-permanent placements are included in this category. Includes CPCMS termination categories of *child with guardian*, *placement with relative*, *subsidized permanent legal custodian/relative*, and *permanent placement with relative*.

**Aged Out** - the dependent child reaches the age of 18. Includes CPCMS termination category *aged out*.

**Other Permanency Outcomes** - includes the CPCMS termination categories of *adjudicated delinquent*, *death due to natural causes*, *death due to negligence*, *emancipation*, *permanent living arrangement*, *Family Service Plan completed*, *permanency plan completed*.



---

---

**Other Terminations** - includes CPCMS termination categories *transferred to other jurisdiction, inactive due to warrant, cases withdrawn, cases closed without disposition*, as well as categories reserved for administrative closings and data corrections.

**Judge**

This disposition type refers to the number of cases in which disputed issues of fact were heard before a judge in an evidentiary proceeding. Dispositional hearings, review hearings and ancillary petitions are NOT included. Also NOT included are cases initially heard by a master or hearing officer where the judge signs the agreement or order after the matter is resolved by the non-judicial officer.

**Juvenile Court Hearing Officer**

This disposition type refers to the number of cases in which disputed issues of fact were heard by a hearing officer in an evidentiary proceeding. Included are single cases with multiple hearings in which there were NO hearings before a judge

**New Petitions Filed**

A new dependency case (abuse/neglect and status offense) is initiated with the filing of a petition. Included are reopened cases where a new petition has been filed.

**Other (inbound)**

Inbound cases that are transferred from another jurisdiction, cases reopened due to a warrant. Includes CPCMS entries *transferred from other jurisdiction, case reopened due to warrant* as well as categories reserved for data corrections or administrative actions.

**Other (outbound)**

This disposition type refers to the number of cases not processed by a judge or non-judicial officer. Included are all cases which have been transferred to another jurisdiction, cases in which the manner of adjudication was not recorded, and those cases terminated due to administrative actions and data corrections.

**Pending Adjudication**

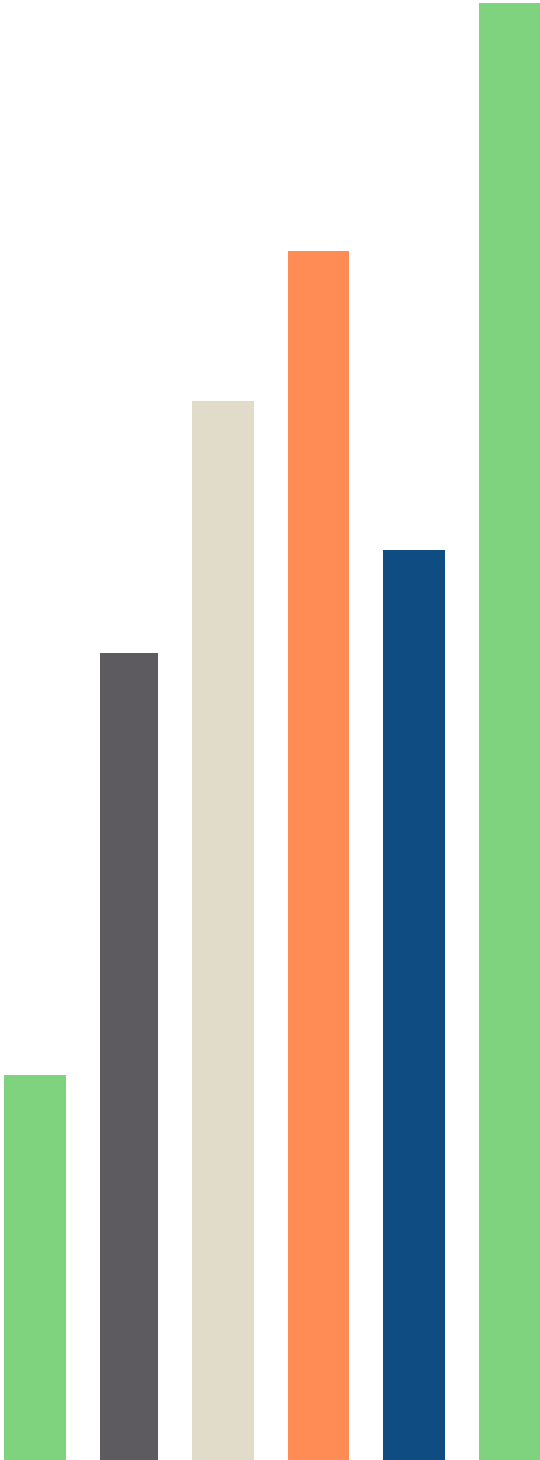
The pending adjudication inventory includes petitions for dependency that are awaiting adjudication. This inventory of cases is counted separately from adjudicated cases.

**Withdrawn/  
Dismissed/  
Inactive**

This disposition type refers to cases withdrawn, dismissed or placed in inactive status due to a warrant.

[This page intentionally left blank for printing purposes]

# Orphans' Court Caseload



## 2020 Common Pleas State Totals Orphans' Court Caseload

	Accounts	Adoptions	Relinquishments/ Terminations	Appointment of Guardians
<b>Cases Pending 1/1/20</b>	<b>1,178 (R)</b>	<b>1,162 (R)</b>	<b>3,081 (R)</b>	<b>966 (R)</b>
New Cases Filed	1,796	3,830	4,272	3,263
<b>Cases Available for Processing</b>	<b>2,974</b>	<b>4,992</b>	<b>7,353</b>	<b>4,229</b>
<b>Cases Processed</b>	<b>1,812</b>	<b>3,623</b>	<b>3,896</b>	<b>2,998</b>
<b>Cases Pending 12/31/20</b>	<b>1,162</b>	<b>1,369</b>	<b>3,457</b>	<b>1,231</b>

### Processed By:

#### Accounts

Uncontested	1,565 (86.4%)
Judge (Contested)	166 (9.2%)
Other	75 (4.1%)
Non-Judicial Officer (Contested)	6 (0.3%)

#### Adoptions

Uncontested Granted	3,481 (96.1%)
Other	76 (2.1%)
Judge (Contested) Granted	58 (1.6%)
Judge (Contested) Denied	4 (0.1%)
Uncontested Denied	4 (0.1%)

#### Relinquishments/Terminations

Uncontested	2,688 (69.0%)
Judge (Contested)	881 (22.6%)
Other	327 (8.4%)

#### Appointment of Guardians

Uncontested	2,259 (75.4%)
Judge (Contested)	391 (13.0%)
Other	348 (11.6%)

(R) - Revised

Orphans' Court Caseload - 2020 Accounts

	Begin Pending	New Cases Filed	Cases Processed	End Pending	Processed By:			
					Judge (Contested)	Non-Judicial Officer (Contested)	Uncontested	Other
<b><u>1st Class County</u></b>								
Philadelphia	50	64	62	52	52	0	10	0
<b><u>2nd Class County</u></b>								
Allegheny	221	295	278	238	0	0	278	0
<b><u>2A Class Counties</u></b>								
Bucks	39	38	42	35	5	0	30	7
Delaware	46 (R)	36	55	27	6	0	41	8
Montgomery	0	127	126	1	43	0	80	3
<b><u>3rd Class Counties</u></b>								
Berks	30	54	53	31	4	0	49	0
Chester	32	20	40	12	2	0	35	3
Cumberland	11	40	34	17	1	0	33	0
Dauphin	18	20	17	21	1	0	14	2
Erie	17	23	22	18	5	2	15	0
Lackawanna	17	15	12	20	0	0	10	2
Lancaster	39 (R)	20	19	40	0	0	19	0
Lehigh	13	19	26	6	2	0	19	5
Luzerne	0	33	33	0	8	0	25	0
Northampton	8	16	22	2	8	0	14	0
Westmoreland	50 (R)	108	122	36	0	2	117	3
York	22	61	67	16	5	0	62	0
<b><u>4th Class Counties</u></b>								
Beaver	11	71	64	18	2	0	62	0
Butler	39 (R)	44	43	40	7	0	30	6
Cambria	9	44	47	6	0	0	45	2
Centre	15	17	17	15	2	0	15	0
Fayette	9	20	20	9	0	0	20	0
Franklin	18	34	31	21	0	0	31	0
Monroe	8	22	15	15	1	0	13	1
Schuylkill	10	14	16	8	0	0	15	1
Washington	65	16	34	47	0	0	14	20
<b><u>5th Class Counties</u></b>								
Adams	6	6	6	6	2	0	3	1
Blair	52	73	52	73	0	0	52	0
Lawrence	54	23	21	56	0	0	21	0
Lebanon	3	18	16	5	1	0	15	0
Lycoming	24	17	16	25	0	0	14	2
Mercer	54	35	28	61	0	0	28	0
Northumberland	3	21	19	5	0	0	19	0

(R) - Revised

Orphans' Court Caseload - 2020 Accounts

	Begin Pending	New Cases Filed	Cases Processed	End Pending	Processed By:			
					Judge (Contested)	Non-Judicial Officer (Contested)	Uncontested	Other
<b><u>6th Class Counties</u></b>								
Armstrong	9	5	2	12	0	0	2	0
Bedford	10	1	6	5	3	0	3	0
Bradford	4	6	6	4	0	0	6	0
Carbon	24	2	22	4	1	0	21	0
Clarion	2	7	8	1	0	0	8	0
Clearfield	8	32	35	5	2	0	33	0
Clinton	1 (R)	8	6	3	0	0	6	0
Columbia	10	17	13	14	0	0	13	0
Crawford	25	15	18	22	0	0	17	1
Elk	1	7	7	1	1	0	6	0
Greene	1	1	2	0	0	0	2	0
Huntingdon	6	13	16	3	0	2	14	0
Indiana	12	23	15	20	0	0	15	0
Jefferson	9	18	22	5	0	0	22	0
McKean	13 (R)	0	0	13	0	0	0	0
Mifflin	3	14	14	3	0	0	14	0
Perry	4	7	7	4	0	0	6	1
Pike	5	1	2	4	0	0	2	0
Somerset	2	14	15	1	0	0	15	0
Susquehanna	2	28	26	4	1	0	25	0
Tioga	0 (R)	13	12	1	0	0	7	5
Venango	22	23	22	23	0	0	22	0
Warren	3	14	3	14	0	0	3	0
Wayne	4	1	3	2	0	0	3	0
<b><u>7th Class Counties</u></b>								
Juniata	0	4	4	0	0	0	4	0
Snyder	0	12	11	1	0	0	10	1
Union	1	4	5	0	1	0	4	0
Wyoming	0	4	2	2	0	0	2	0
<b><u>8th Class Counties</u></b>								
Cameron	0	3	2	1	0	0	2	0
Forest	1	1	1	1	0	0	1	0
Fulton	3	18	17	4	0	0	16	1
Montour	0	4	4	0	0	0	4	0
Potter	0	12	9	3	0	0	9	0
Sullivan	0	0	0	0	0	0	0	0

(R) - Revised

---

---

## ACCOUNTS

*... a statement prepared by a fiduciary at the close of his or her administration of an estate to reflect transactions that have occurred. The statement is presented to the court as part of the process whereby the fiduciary seeks discharge from liability for the events disclosed.*

<b>Cases Processed</b>	The number of accounts confirmed; a confirmation is a judicial determination that the account is filed in proper order.
<b>Fiduciary</b>	A person or an institution with a legal responsibility for the money or property of another. The term includes executors, administrators, guardians, and trustees subject to the jurisdiction of the Orphans' Court Division.
<b>Judge</b>	This disposition type refers to the number of accounts contested before a judge. A case is considered contested before a judge ONLY if objections are filed.
<b>New Cases Filed</b>	The number of account statements filed with the Orphans' Court clerk.
<b>Non-Judicial Officer</b>	This disposition type refers to the number of accounts heard by a non-judicial officer. Non-judicial officers include masters, auditors and examiners. A matter is only considered contested if objections are filed and presented to a non-judicial officer.
<b>Other</b>	This disposition type refers to the number of accounts that were not processed by a judge or non-judicial officer nor uncontested. Included are all cases which have been transferred, discontinued, withdrawn, and deceased respondents.
<b>Uncontested</b>	This disposition type refers to the number of accounts confirmed by a judge or non-judicial officer in which no objections were filed.

Orphans' Court Caseload - 2020 Adoptions

	Begin Pending	New Cases Filed	Cases Processed	End Pending	Processed By:					
					Judge (Contested)		Uncontested		Other	
					Granted	Denied	Granted	Denied		
<b><u>1st Class County</u></b>										
Philadelphia	119	620	486	253	1	0	477	0	8	
<b><u>2nd Class County</u></b>										
Allegheny	54	244	251	47	0	0	251	0	0	
<b><u>2A Class Counties</u></b>										
Bucks	35	115	104	46	2	0	102	0	0	
Delaware	26 (R)	38	23	41	1	0	18	0	4	
Montgomery	93	162	169	86	0	0	169	0	0	
<b><u>3rd Class Counties</u></b>										
Berks	31	241	235	37	0	0	233	0	2	
Chester	32	73	75	30	0	0	74	0	1	
Cumberland	27	85	86	26	0	0	81	0	5	
Dauphin	29	105	89	45	0	0	86	0	3	
Erie	44	149	142	51	0	0	142	0	0	
Lackawanna	12	51	51	12	0	0	48	0	3	
Lancaster	125	166	122	169	1	0	121	0	0	
Lehigh	15	32	41	6	0	0	35	0	6	
Luzerne	98	117	145	70	0	0	145	0	0	
Northampton	3	53	51	5	4	1	44	2	0	
Westmoreland	11 (R)	83	83	11	0	0	82	0	1	
York	33	168	161	40	5	1	153	0	2	
<b><u>4th Class Counties</u></b>										
Beaver	3	34	31	6	0	0	31	0	0	
Butler	14 (R)	56	51	19	0	0	49	0	2	
Cambria	11	47	46	12	0	0	45	0	1	
Centre	14	53	54	13	4	0	50	0	0	
Fayette	19	71	67	23	0	0	67	0	0	
Franklin	8	57	48	17	0	0	48	0	0	
Monroe	9	58	46	21	5	1	39	0	1	
Schuylkill	8	37	28	17	0	0	23	0	5	
Washington	8	99	93	14	0	0	93	0	0	
<b><u>5th Class Counties</u></b>										
Adams	7	34	34	7	0	0	34	0	0	
Blair	25	51	51	25	0	0	51	0	0	
Lawrence	31	27	22	36	0	0	22	0	0	
Lebanon	2	33	33	2	0	0	33	0	0	
Lycoming	25	42	52	15	0	0	52	0	0	
Mercer	12	30	30	12	0	0	30	0	0	
Northumberland	1	50	46	5	0	0	46	0	0	

(R) - Revised



Orphans' Court Caseload - 2020 Adoptions

	Begin Pending	New Cases Filed	Cases Processed	End Pending	Processed By:				
					Judge (Contested)		Uncontested		Other
					Granted	Denied	Granted	Denied	
<b><u>6th Class Counties</u></b>									
Armstrong	5	14	11	8	0	0	11	0	0
Bedford	12	25	24	13	2	1	14	2	5
Bradford	3	26	23	6	0	0	23	0	0
Carbon	13	11	15	9	0	0	15	0	0
Clarion	0 (R)	31	28	3	20	0	8	0	0
Clearfield	5	36	34	7	0	0	34	0	0
Clinton	5	6	9	2	0	0	9	0	0
Columbia	24	27	47	4	1	0	26	0	20
Crawford	1	16	17	0	0	0	17	0	0
Elk	2	7	6	3	0	0	6	0	0
Greene	5	28	33	0	0	0	32	0	1
Huntingdon	5	27	27	5	0	0	25	0	2
Indiana	21	22	29	14	0	0	29	0	0
Jefferson	4	32	27	9	0	0	27	0	0
McKean	18 (R)	31	37	12	0	0	37	0	0
Mifflin	4	31	31	4	10	0	21	0	0
Perry	0	16	13	3	0	0	13	0	0
Pike	5	4	2	7	0	0	2	0	0
Somerset	2	19	21	0	0	0	21	0	0
Susquehanna	1	14	15	0	0	0	14	0	1
Tioga	7 (R)	24	26	5	0	0	26	0	0
Venango	8	16	15	9	0	0	14	0	1
Warren	4	4	4	4	0	0	3	0	1
Wayne	4	17	15	6	1	0	14	0	0
<b><u>7th Class Counties</u></b>									
Juniata	0	11	11	0	0	0	11	0	0
Snyder	4	8	12	0	0	0	12	0	0
Union	5 (R)	14	11	8	1	0	9	0	1
Wyoming	4	14	16	2	0	0	16	0	0
<b><u>8th Class Counties</u></b>									
Cameron	0	2	2	0	0	0	2	0	0
Forest	1	2	1	2	0	0	1	0	0
Fulton	2	3	1	4	0	0	1	0	0
Montour	0	5	5	0	0	0	5	0	0
Potter	2	6	7	1	0	0	7	0	0
Sullivan	2	0	2	0	0	0	2	0	0

(R) - Revised

---

---

## **ADOPTIONS**

*... a legal proceeding in which a child's rights and duties toward his or her birth parents are terminated and similar rights and duties toward his or her adoptive parents are substituted.*

<b>Cases Processed</b>	The number of final decrees either granting or denying the adoption.
<b>Judge (Contested)</b>	This disposition type refers to the number of adoptions in which disputed issues of fact were heard in an evidentiary proceeding before a judge. A contested adoption can be granted or denied.
<b>New Cases Filed</b>	Each child listed on a petition for adoption is counted separately as a new case. For example, a petition with three children listed is counted as three new cases filed.
<b>Other</b>	This disposition type refers to the number of adoptions that were not uncontested or not processed by a judge or non-judicial officer. Included are cases which have been transferred, discontinued, withdrawn, and cases where there is a deceased respondent.
<b>Uncontested</b>	This disposition type refers to the number of cases in which the parties appear before a judge to provide confirmatory testimony but there were NO disputed issues of fact. An uncontested adoption can be granted or denied.

Orphans' Court Caseload - 2020 Relinquishments/Terminations

	Begin Pending	New Cases Filed	Cases Processed	End Pending	Processed By:		
					Judge (Contested)	Uncontested	Other
<b><u>1st Class County</u></b>							
Philadelphia	418	440	399	459	131	209	59
<b><u>2nd Class County</u></b>							
Allegheny	171 (R)	263	233	201	86	108	39
<b><u>2A Class Counties</u></b>							
Bucks	83 (R)	118	87	114	25	58	4
Delaware	117 (R)	43	61	99	23	33	5
Montgomery	151	270	205	216	5	200	0
<b><u>3rd Class Counties</u></b>							
Berks	31	146	120	57	17	100	3
Chester	50	92	78	64	8	64	6
Cumberland	31	118	111	38	46	57	8
Dauphin	37	182	178	41	14	146	18
Erie	226	177	110	293	5	105	0
Lackawanna	47	73	63	57	0	62	1
Lancaster	134 (R)	95	56	173	39	17	0
Lehigh	41	65	76	30	25	41	10
Luzerne	198	146	80	264	80	0	0
Northampton	8	32	38	2	11	23	4
Westmoreland	121 (R)	149	173	97	37	108	28
York	60	223	216	67	60	149	7
<b><u>4th Class Counties</u></b>							
Beaver	7	41	38	10	0	38	0
Butler	73 (R)	77	70	80	27	40	3
Cambria	25	57	49	33	33	15	1
Centre	41	68	56	53	0	56	0
Fayette	42	77	70	49	0	70	0
Franklin	19	44	39	24	0	35	4
Monroe	8	69	55	22	22	32	1
Schuylkill	27	126	113	40	11	98	4
Washington	29	99	94	34	56	38	0
<b><u>5th Class Counties</u></b>							
Adams	7 (R)	39	28	18	2	26	0
Blair	48	39	36	51	0	34	2
Lawrence	87	32	23	96	0	23	0
Lebanon	18 (R)	26	34	10	0	30	4
Lycoming	29	27	33	23	16	16	1
Mercer	29 (R)	30	37	22	0	37	0
Northumberland	97	98	103	92	0	57	46

(R) - Revised

Orphans' Court Caseload - 2020 Relinquishments/Terminations

	Begin Pending	New Cases Filed	Cases Processed	End Pending	Processed By:		
					Judge (Contested)	Uncontested	Other
<b><u>6th Class Counties</u></b>							
Armstrong	29	17	12	34	4	3	5
Bedford	33	21	34	20	2	26	6
Bradford	12	30	33	9	6	27	0
Carbon	18	14	24	8	0	22	2
Clarion	19 (R)	53	54	18	21	30	3
Clearfield	123	62	60	125	28	32	0
Clinton	7	9	12	4	0	12	0
Columbia	39	19	55	3	6	17	32
Crawford	13	18	26	5	0	24	2
Elk	5	6	8	3	4	4	0
Greene	17	29	30	16	1	27	2
Huntingdon	12	37	44	5	2	36	6
Indiana	23	26	20	29	0	20	0
Jefferson	12	55	55	12	0	55	0
McKean	37 (R)	35	31	41	0	31	0
Mifflin	8	27	25	10	6	19	0
Perry	19	17	28	8	1	24	3
Pike	20	26	1	45	0	1	0
Somerset	18	41	32	27	3	29	0
Susquehanna	7	12	14	5	3	11	0
Tioga	11 (R)	30	27	14	7	20	0
Venango	45	41	31	55	0	29	2
Warren	3	2	3	2	0	3	0
Wayne	10	27	24	13	4	20	0
<b><u>7th Class Counties</u></b>							
Juniata	11	3	14	0	4	9	1
Snyder	6	10	12	4	0	11	1
Union	0 (R)	0	0	0	0	0	0
Wyoming	5	8	10	3	0	8	2
<b><u>8th Class Counties</u></b>							
Cameron	1	4	2	3	0	2	0
Forest	3	0	2	1	0	0	2
Fulton	3	5	4	4	0	4	0
Montour	0	1	0	1	0	0	0
Potter	0	6	6	0	0	6	0
Sullivan	2	0	1	1	0	1	0

(R) - Revised

---

---

## RELINQUISHMENTS/TERMINATIONS

*... relinquishment is the voluntary ending of the rights of a parent with respect to his or her child.  
Termination is the involuntary ending of the rights of a parent with respect to his or her child.*

<b>Cases Processed</b>	The number of final decrees either granting or denying the petition.
<b>Judge (Contested)</b>	This disposition type refers to the number of relinquishments/terminations in which disputed issues of fact were heard in an evidentiary proceeding by a judge.
<b>New Cases Filed</b>	The number of petitions filed either to relinquish or to terminate parental rights.  Note: Only the petition is counted, regardless of the number of children or the number of parents listed on the petition.
<b>Other</b>	This disposition type refers to the number of relinquishments/terminations that were not uncontested or not processed by a judge or non-judicial officer. Included are all cases which have been transferred, discontinued, withdrawn, and deceased respondents.
<b>Uncontested</b>	This disposition type refers to the number of cases in which the parties appear before a judge to provide confirmatory testimony but there were NO disputed issues of fact.

Orphans' Court Caseload - 2020 Appointment of Guardians

	Begin Pending	New Cases Filed	Cases Processed	End Pending	Processed By:		
					Judge (Contested)	Uncontested	Other
<b><u>1st Class County</u></b>							
Philadelphia	53	294	244	103	189	0	55
<b><u>2nd Class County</u></b>							
Allegheny	17	246	241	22	47	194	0
<b><u>2A Class Counties</u></b>							
Bucks	52	177	153	76	10	131	12
Delaware	72 (R)	148	132	88	23	77	32
Montgomery	23	231	196	58	12	183	1
<b><u>3rd Class Counties</u></b>							
Berks	23	128	127	24	5	110	12
Chester	36	112	111	37	0	97	14
Cumberland	13	57	47	23	5	42	0
Dauphin	16	70	65	21	4	59	2
Erie	10	98	91	17	3	69	19
Lackawanna	46	88	99	35	0	99	0
Lancaster	53 (R)	62	60	55	54	6	0
Lehigh	12	89	83	18	4	63	16
Luzerne	23 (R)	118	114	27	0	114	0
Northampton	9	87	87	9	12	65	10
Westmoreland	18 (R)	116	113	21	1	90	22
York	12	133	132	13	5	99	28
<b><u>4th Class Counties</u></b>							
Beaver	15	37	48	4	0	48	0
Butler	54 (R)	25	13	66	0	10	3
Cambria	18	53	51	20	0	44	7
Centre	14	25	19	20	2	16	1
Fayette	8	47	40	15	0	34	6
Franklin	6	52	45	13	1	38	6
Monroe	8	59	55	12	3	51	1
Schuylkill	4	45	32	17	0	23	9
Washington	9	52	45	16	0	45	0
<b><u>5th Class Counties</u></b>							
Adams	6	22	26	2	0	20	6
Blair	33	39	36	36	0	28	8
Lawrence	46	15	17	44	0	16	1
Lebanon	5	24	20	9	0	16	4
Lycoming	8	48	39	17	3	27	9
Mercer	18	22	14	26	0	12	2
Northumberland	26	58	46	38	0	40	6

(R) - Revised

Orphans' Court Caseload - 2020 Appointment of Guardians

	Begin Pending	New Cases Filed	Cases Processed	End Pending	Processed By:		
					Judge (Contested)	Uncontested	Other
<b><u>6th Class Counties</u></b>							
Armstrong	8	6	9	5	1	6	2
Bedford	28	27	24	31	0	14	10
Bradford	5	13	14	4	2	12	0
Carbon	3	16	12	7	1	8	3
Clarion	1	6	7	0	0	6	1
Clearfield	15	23	22	16	0	22	0
Clinton	1	11	11	1	0	10	1
Columbia	19	22	14	27	0	12	2
Crawford	6	16	17	5	0	12	5
Elk	3	6	7	2	2	4	1
Greene	2	21	21	2	0	17	4
Huntingdon	13	23	33	3	0	23	10
Indiana	14	20	18	16	0	18	0
Jefferson	10	20	15	15	0	14	1
McKean	11 (R)	7	8	10	0	8	0
Mifflin	3	10	12	1	0	10	2
Perry	0	8	8	0	0	7	1
Pike	2	9	6	5	0	6	0
Somerset	10	18	16	12	0	16	0
Susquehanna	0	8	7	1	0	6	1
Tioga	4 (R)	9	8	5	0	7	1
Venango	25	16	7	34	0	7	0
Warren	3	13	11	5	0	11	0
Wayne	2 (R)	15	13	4	0	9	4
<b><u>7th Class Counties</u></b>							
Juniata	0	3	3	0	0	3	0
Snyder	3	7	9	1	0	8	1
Union	0	7	4	3	0	4	0
Wyoming	0	4	3	1	1	0	2
<b><u>8th Class Counties</u></b>							
Cameron	0	0	0	0	0	0	0
Forest	0	0	0	0	0	0	0
Fulton	0	3	1	2	0	1	0
Montour	4	15	8	11	0	6	2
Potter	4	3	7	0	0	5	2
Sullivan	1	1	2	0	1	1	0

(R) - Revised

---

---

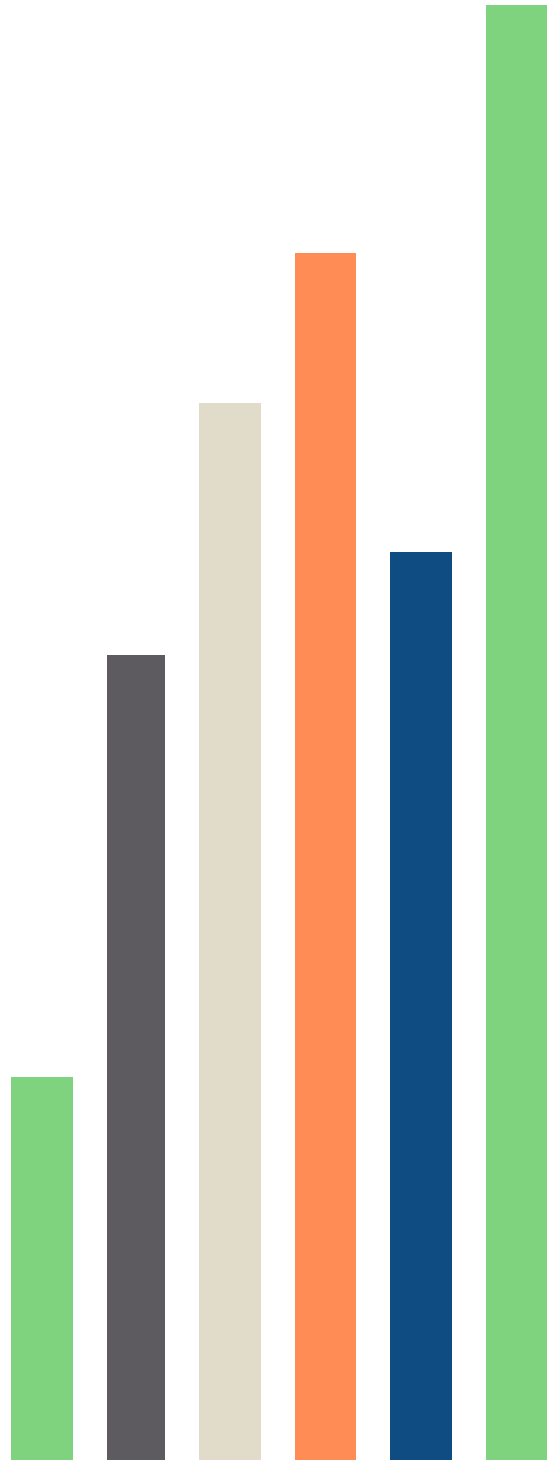
## **APPOINTMENT OF GUARDIANS**

*... a proceeding through which a determination is made regarding an individuals' capacity to make or communicate a responsible decision that concerns his or her person or property.*

<b>Cases Processed</b>	The number of orders issued adjudicating pending petitions.
<b>Fiduciary</b>	A person or an institution with a legal responsibility for the money or property of another. The term includes executors, administrators, guardians, and trustees subject to the jurisdiction of the Orphans' Court Division.
<b>Incapacitated Person</b>	An adult whose ability to receive and evaluate information effectively and communicate decisions in any way is impaired to such a significant extent that he or she is partially or totally unable to manage financial resources or meet essential requirements for physical health and safety.
<b>Judge</b>	This disposition type refers to the number of appointments in which disputed issues of fact were heard by a judge. NOT included are cases in which a judge signed an order, but there were no disputed issues of fact. Also, NOT included are cases in which the parties appeared to provide confirmatory testimony, but there were no disputed issues of fact heard by a judge.
<b>Other</b>	This disposition type refers to the number of appointments that were not uncontested or not processed by a judge or non-judicial officer. Included are all cases which have been transferred, discontinued, withdrawn, and deceased respondents.
<b>Uncontested</b>	This disposition type refers to the number of cases for which a judge signed an order but there were no disputed issues of fact heard by a judge.



Jury Yield  
Jury Utilization  
Jury Costs



---

---

## 2020 Common Pleas State Totals

### Jury

---

---

#### **Jury Yield**

Qualification Questionnaires/Summonses Mailed	775,113	
Returned Undeliverable	66,349	8.6%
Not Responded to	194,880	25.1%
Number of Prospective Jurors:		
Disqualified	78,459	10.1%
Exempted	42,541	5.5%
Excused	96,311	12.4%
Deferred to New Term	57,964	7.5%
Deferred from Previous Term	41,300	5.3%
Qualified Jurors Available for Service	279,909	
Jury Yield: % of Jurors Qualified and Available		36.1%

#### **Jury Utilization**

Qualified and Available Jurors:		
Reporting for Service	92,101	32.9%
Told Not to Report for Service	200,712	71.7%
Sent to Courtroom for Jury Selection (Voir Dire)	68,925	74.8%
Impaneled or Sworn (jurors/alternates)	17,502	19.0%
Removed for Cause/Hardship	11,388	
Removed by Peremptory Challenge	14,127	
Jury Trials Started	1,092	
Pool Days	1,000	
Zero Panel Days	168	16.8%

#### **Jury Costs**

Annual Budget for Jury Operations	\$6,088,585
Average Cost Per Juror	\$8

---

---

2020 Jury Yield

	Qualification Questionnaires /Summonses Mailed	Returned Undeliverable	%	Not Responded to	%	Number of Prospective Jurors:				
						Disqualified	%	Exempted	%	
<b><u>1st Class County</u></b>										
Philadelphia	186,326	12,673	6.8	87,698	47.1	17,707	9.5	0	--	
<b><u>2nd Class County</u></b>										
Allegheny	65,696	8,495	12.9	29,328	44.6	1,548	2.4	1,092	1.7	
<b><u>2A Class Counties</u></b>										
Bucks	47,523	4,368	9.2	7,947	16.7	3,850	8.1	5,322	11.2	
Delaware	36,579	1,196	3.3	13,063	35.7	9,070	24.8	256	0.7	
Montgomery	5,775	305	5.3	1,029	17.8	456	7.9	107	1.9	
<b><u>3rd Class Counties</u></b>										
Berks	34,030	1,450	4.3	1,497	4.4	2,565	7.5	1,506	4.4	
Chester	28,721	1,079	3.8	2,633	9.2	1,920	6.7	2,753	9.6	
Cumberland	7,650	653	8.5	223	2.9	1,546	20.2	749	9.8	
Dauphin	19,045	977	5.1	2,485	13.0	2,563	13.5	269	1.4	
Erie	27,250	2,391	8.8	7,782	28.6	1,668	6.1	2,478	9.1	
Lackawanna	24,050	1,761	7.3	6,051	25.2	0	--	8,880	36.9	
Lancaster	14,355	893	6.2	668	4.7	1,165	8.1	1,747	12.2	
Lehigh	27,300	2,863	10.5	3,594	13.2	4,415	16.2	429	1.6	
Luzerne	20,285	2,065	10.2	4,413	21.8	5,057	24.9	1,918	9.5	
Northampton	18,502	1,676	9.1	2,010	10.9	2,374	12.8	1,798	9.7	
Westmoreland	23,845	1,231	5.2	228	1.0	4,623	19.4	282	1.2	
York	6,907	534	7.7	1,438	20.8	425	6.2	0	--	
<b><u>4th Class Counties</u></b>										
Beaver	5,130	39	0.8	0	--	113	2.2	43	0.8	
Butler	1,505	15	1.0	40	2.7	3	0.2	0	--	
Cambria	4,050	366	9.0	742	18.3	336	8.3	53	1.3	
Centre	4,374	935	21.4	684	15.6	420	9.6	257	5.9	
Fayette	14,800	3,377	22.8	2,353	15.9	1,213	8.2	2,644	17.9	
Franklin	5,150	169	3.3	1,797	34.9	383	7.4	77	1.5	
Monroe	6,775	505	7.5	1,279	18.9	952	14.1	391	5.8	
Schuylkill	20,655	3,639	17.6	3,092	15.0	3,731	18.1	3,201	15.5	
Washington	8,707	530	6.1	728	8.4	957	11.0	407	4.7	
<b><u>5th Class Counties</u></b>										
Adams	1,491	51	3.4	114	7.6	138	9.3	12	0.8	
Blair	10,300	1,433	13.9	2,215	21.5	544	5.3	473	4.6	
Lawrence	10,600	860	8.1	1,074	10.1	540	5.1	95	0.9	
Lebanon	4,514	285	6.3	108	2.4	502	11.1	502	11.1	
Lycoming	23,200	4,413	19.0	3,398	14.6	1,044	4.5	1,582	6.8	
Mercer	4,249	270	6.4	573	13.5	854	20.1	0	--	
Northumberland	2,229	263	11.8	212	9.5	10	0.4	29	1.3	

2020 Jury Yield

	Number of Prospective Jurors:						Qualified Jurors Available for Service	Jury Yield: % of Jurors Qualified and Available
	Excused	%	Deferred to New Term	%	Deferred from Previous Term	%		
<b><u>1st Class County</u></b>								
Philadelphia	16,194	8.7	17,470	9.4	9,873	5.3	44,457	23.9
<b><u>2nd Class County</u></b>								
Allegheny	818	1.2	5,069	7.7	6,630	10.1	25,976	39.5
<b><u>2A Class Counties</u></b>								
Bucks	8,002	16.8	1,890	4.0	1,294	2.7	17,438	36.7
Delaware	900	2.5	1,460	4.0	4,140	11.3	14,774	40.4
Montgomery	716	12.4	348	6.0	204	3.5	3,018	52.3
<b><u>3rd Class Counties</u></b>								
Berks	8,442	24.8	905	2.7	799	2.3	18,464	54.3
Chester	5,143	17.9	1,734	6.0	1,804	6.3	15,263	53.1
Cumberland	1,707	22.3	439	5.7	216	2.8	2,549	33.3
Dauphin	4,945	26.0	1,677	8.8	538	2.8	6,667	35.0
Erie	1,363	5.0	2,049	7.5	0	--	9,519	34.9
Lackawanna	289	1.2	421	1.8	448	1.9	7,096	29.5
Lancaster	781	5.4	2,954	20.6	2,381	16.6	8,528	59.4
Lehigh	6,215	22.8	1,814	6.6	1,607	5.9	9,577	35.1
Luzerne	2,603	12.8	415	2.0	446	2.2	4,260	21.0
Northampton	4,193	22.7	496	2.7	728	3.9	6,683	36.1
Westmoreland	2,966	12.4	1,361	5.7	1,180	4.9	14,334	60.1
York	1,373	19.9	617	8.9	632	9.2	3,152	45.6
<b><u>4th Class Counties</u></b>								
Beaver	189	3.7	2,302	44.9	106	2.1	2,550	49.7
Butler	97	6.4	421	28.0	209	13.9	1,138	75.6
Cambria	1,408	34.8	0	--	0	--	1,145	28.3
Centre	1,551	35.5	445	10.2	713	16.3	795	18.2
Fayette	929	6.3	978	6.6	48	0.3	3,354	22.7
Franklin	1,000	19.4	1,932	37.5	458	8.9	250	4.9
Monroe	778	11.5	1,038	15.3	486	7.2	2,318	34.2
Schuylkill	3,645	17.6	1,807	8.7	6	<0.1	1,546	7.5
Washington	816	9.4	390	4.5	719	8.3	5,598	64.3
<b><u>5th Class Counties</u></b>								
Adams	269	18.0	182	12.2	151	10.1	876	58.8
Blair	1,935	18.8	433	4.2	0	--	3,267	31.7
Lawrence	1,242	11.7	756	7.1	876	8.3	6,909	65.2
Lebanon	412	9.1	492	10.9	387	8.6	2,600	57.6
Lycoming	4,826	20.8	561	2.4	390	1.7	7,766	33.5
Mercer	837	19.7	196	4.6	0	--	1,519	35.7
Northumberland	239	10.7	180	8.1	0	--	1,296	58.1

2020 Jury Yield

	Qualification Questionnaires /Summonses Mailed			Returned Undeliverable		Not Responded to		Number of Prospective Jurors:			
			%		%	Disqualified	%	Exempted	%		
<b><u>6th Class Counties</u></b>											
Armstrong	4,053	321	7.9	367	9.1	317	7.8	343	8.5		
Bedford	1,450	0	--	0	--	7	0.5	86	5.9		
Bradford	1,925	212	11.0	22	1.1	382	19.8	29	1.5		
Carbon	3,685	174	4.7	152	4.1	330	9.0	570	15.5		
Clarion	1,680	117	7.0	57	3.4	197	11.7	100	6.0		
Clearfield	2,384	201	8.4	158	6.6	2	0.1	188	7.9		
Clinton	1,131	6	0.5	60	5.3	28	2.5	2	0.2		
Columbia	303	29	9.6	36	11.9	20	6.6	29	9.6		
Crawford	1,660	67	4.0	49	3.0	65	3.9	46	2.8		
Elk	435	59	13.6	33	7.6	47	10.8	0	--		
Greene	725	0	--	0	--	9	1.2	1	0.1		
Huntingdon	2,106	180	8.5	188	8.9	368	17.5	40	1.9		
Indiana	9,561	1,801	18.8	1,370	14.3	590	6.2	732	7.7		
Jefferson	1,050	81	7.7	183	17.4	71	6.8	100	9.5		
McKean	1,830	18	1.0	121	6.6	81	4.4	3	0.2		
Mifflin	525	22	4.2	20	3.8	20	3.8	1	0.2		
Perry	1,985	92	4.6	114	5.7	229	11.5	178	9.0		
Pike	2,700	3	0.1	91	3.4	890	33.0	0	--		
Somerset	2,454	494	20.1	305	12.4	403	16.4	26	1.1		
Susquehanna	968	2	0.2	44	4.5	217	22.4	19	2.0		
Tioga	2,251	115	5.1	215	9.6	535	23.8	0	--		
Venango	500	6	1.2	39	7.8	43	8.6	18	3.6		
Warren	1,509	114	7.6	113	7.5	307	20.3	316	20.9		
Wayne	674	74	11.0	163	24.2	77	11.4	25	3.7		
<b><u>7th Class Counties</u></b>											
Juniata	1,250	40	3.2	106	8.5	155	12.4	111	8.9		
Snyder	657	19	2.9	40	6.1	31	4.7	0	--		
Union	930	50	5.4	50	5.4	59	6.3	3	0.3		
Wyoming	578	31	5.4	54	9.3	35	6.1	44	7.6		
<b><u>8th Class Counties</u></b>											
Cameron	190	14	7.4	0	--	34	17.9	0	--		
Forest	555	31	5.6	95	17.1	85	15.3	114	20.5		
Fulton	520	13	2.5	18	3.5	18	3.5	13	2.5		
Montour	300	47	15.7	30	10.0	26	8.7	10	3.3		
Potter	771	135	17.5	74	9.6	60	7.8	13	1.7		
Sullivan	250	21	8.4	17	6.8	29	11.6	29	11.6		

2020 Jury Yield

	Number of Prospective Jurors:						Qualified Jurors Available for Service	Jury Yield: % of Jurors Qualified and Available
	Excused	%	Deferred to New Term	%	Deferred from Previous Term	%		
<b><u>6th Class Counties</u></b>								
Armstrong	751	18.5	279	6.9	491	12.1	2,166	53.4
Bedford	87	6.0	246	17.0	189	13.0	1,213	83.7
Bradford	205	10.6	310	16.1	273	14.2	1,038	53.9
Carbon	722	19.6	47	1.3	157	4.3	1,847	50.1
Clarion	342	20.4	0	--	0	--	867	51.6
Clearfield	897	37.6	14	0.6	3	0.1	927	38.9
Clinton	264	23.3	54	4.8	59	5.2	776	68.6
Columbia	74	24.4	9	3.0	3	1.0	109	36.0
Crawford	74	4.5	125	7.5	176	10.6	1,410	84.9
Elk	26	6.0	52	12.0	0	--	218	50.1
Greene	28	3.9	660	91.0	178	24.6	205	28.3
Huntingdon	348	16.5	52	2.5	17	0.8	947	45.0
Indiana	1,996	20.9	661	6.9	661	6.9	3,072	32.1
Jefferson	237	22.6	405	38.6	472	45.0	445	42.4
McKean	80	4.4	444	24.3	17	0.9	1,100	60.1
Mifflin	112	21.3	82	15.6	77	14.7	345	65.7
Perry	399	20.1	0	--	0	--	973	49.0
Pike	527	19.5	464	17.2	256	9.5	981	36.3
Somerset	318	13.0	106	4.3	25	1.0	827	33.7
Susquehanna	188	19.4	46	4.8	41	4.2	493	50.9
Tioga	342	15.2	0	--	0	--	1,044	46.4
Venango	34	6.8	45	9.0	57	11.4	372	74.4
Warren	260	17.2	69	4.6	200	13.3	530	35.1
Wayne	77	11.4	16	2.4	0	--	242	35.9
<b><u>7th Class Counties</u></b>								
Juniata	212	17.0	0	--	0	--	626	50.1
Snyder	189	28.8	121	18.4	112	17.0	369	56.2
Union	123	13.2	285	30.6	294	31.6	654	70.3
Wyoming	118	20.4	7	1.2	12	2.1	301	52.1
<b><u>8th Class Counties</u></b>								
Cameron	9	4.7	62	32.6	0	--	71	37.4
Forest	89	16.0	44	7.9	39	7.0	136	24.5
Fulton	153	29.4	8	1.5	13	2.5	310	59.6
Montour	52	17.3	19	6.3	9	3.0	125	41.7
Potter	137	17.8	0	--	0	--	352	45.7
Sullivan	18	7.2	0	--	0	--	136	54.4

## 2020 Jury Utilization

### Qualified and Available Jurors:

	Reporting for Service	%	Told Not to Report for Service	%	Sent to Courtroom for Jury Selection (Voir Dire)	%	Impaneled or Sworn (jurors/ alternates)	%	Removed for Cause/ Hardship	Removed by Peremptory Challenge
<b><u>1st Class County</u></b>										
Philadelphia	14,900	33.5	70,610	158.8	13,297	89.2	2,117	14.2	2,722	1,307
<b><u>2nd Class County</u></b>										
Allegheny	5,126	19.7	13,984	53.8	3,252	63.4	476	9.3	976	319
<b><u>2A Class Counties</u></b>										
Bucks	3,841	22.0	9,800	56.2	1,363	35.5	310	8.1	251	298
Delaware	1,659	11.2	10,995	74.4	1,518	91.5	180	10.8	217	164
Montgomery	2,081	69.0	8,740	289.6	1,577	75.8	288	13.8	291	248
<b><u>3rd Class Counties</u></b>										
Berks	3,043	16.5	14,106	76.4	2,319	76.2	652	21.4	344	558
Chester	2,640	17.3	11,739	76.9	1,952	73.9	466	17.7	301	493
Cumberland	1,582	62.1	799	31.3	1,051	66.4	339	21.4	121	337
Dauphin	3,797	57.0	1,177	17.7	3,460	91.1	1,154	30.4	0	616
Erie	2,667	28.0	3,499	36.8	1,510	56.6	402	15.1	349	355
Lackawanna	1,078	15.2	3,091	43.6	732	67.9	186	17.3	176	165
Lancaster	1,522	17.8	6,458	75.7	931	61.2	296	19.4	109	244
Lehigh	968	10.1	8,308	86.7	914	94.4	209	21.6	350	184
Luzerne	3,992	93.7	655	15.4	2,352	58.9	596	14.9	236	571
Northampton	1,119	16.7	1,091	16.3	857	76.6	240	21.4	206	241
Westmoreland	1,584	11.1	5,779	40.3	1,129	71.3	334	21.1	234	178
York	5,484	174.0	1,525	48.4	2,524	46.0	776	14.2	239	802
<b><u>4th Class Counties</u></b>										
Beaver	829	32.5	1,607	63.0	748	90.2	225	27.1	202	158
Butler	474	41.7	316	27.8	375	79.1	40	8.4	29	39
Cambria	1,023	89.3	478	41.7	536	52.4	130	12.7	110	84
Centre	1,082	136.1	460	57.9	562	51.9	236	21.8	90	236
Fayette	2,555	76.2	2,329	69.4	1,898	74.3	622	24.3	86	660
Franklin	997	398.8	976	390.4	2,028	203.4	371	37.2	0	504
Monroe	1,254	54.1	1,586	68.4	1,167	93.1	361	28.8	220	344
Schuylkill	3,456	223.5	0	--	3,344	96.8	1,080	31.3	760	876
Washington	2,090	37.3	1,749	31.2	746	35.7	182	8.7	125	162
<b><u>5th Class Counties</u></b>										
Adams	324	37.0	163	18.6	326	100.6	91	28.1	24	99
Blair	1,942	59.4	1,623	49.7	1,942	100.0	678	34.9	463	0
Lawrence	176	2.5	274	4.0	98	55.7	26	14.8	11	21
Lebanon	858	33.0	1,336	51.4	965	112.5	404	47.1	87	244
Lycoming	3,283	42.3	5,150	66.3	684	20.8	216	6.6	81	204
Mercer	1,279	84.2	302	19.9	516	40.3	140	10.9	67	142
Northumberland	849	65.5	1,048	80.9	753	88.7	222	26.1	23	23

2020 Jury Utilization/Jury Costs

	Jury Utilization:				Jury Cost	
	Jury Trials Started	Pool Days	Zero Panel Days	Percent Zero Panel Days (%)	Annual Budget for Jury Operations	Average Cost Per Juror
<b><u>1st Class County</u></b>						
Philadelphia	172	122	17	13.9	\$829,948	\$4
<b><u>2nd Class County</u></b>						
Allegheny	32	51	13	25.5	\$763,733	\$12
<b><u>2A Class Counties</u></b>						
Bucks	27	36	12	33.3	\$361,312	\$8
Delaware	15	17	2	11.8	\$137,178	\$4
Montgomery	23	25	5	20.0	\$35,846	\$6
<b><u>3rd Class Counties</u></b>						
Berks	45	59	11	18.6	\$349,186	\$10
Chester	35	40	5	12.5	\$404,030	\$14
Cumberland	24	13	0	--	\$164,768	\$22
Dauphin	54	43	1	2.3	\$269,751	\$14
Erie	30	38	11	28.9	\$137,315	\$5
Lackawanna	14	13	2	15.4	\$167,713	\$7
Lancaster	21	22	4	18.2	\$259,343	\$18
Lehigh	13	18	0	--	\$147,137	\$5
Luzerne	42	44	9	20.5	\$110,628	\$5
Northampton	17	15	2	13.3	\$123,675	\$7
Westmoreland	20	19	1	5.3	\$21,981	\$1
York	57	68	31	45.6	\$88,022	\$13
<b><u>4th Class Counties</u></b>						
Beaver	15	20	2	10.0	\$18,724	\$4
Butler	3	3	0	--	\$15,989	\$11
Cambria	9	12	5	41.7	\$73,600	\$18
Centre	2	4	0	--	\$73,266	\$17
Fayette	43	21	0	--	\$199,848	\$14
Franklin	21	13	1	7.7	\$206,382	\$40
Monroe	22	9	0	--	\$214,136	\$32
Schuylkill	60	24	1	4.2	\$54,020	\$3
Washington	12	14	0	--	\$105,992	\$12
<b><u>5th Class Counties</u></b>						
Adams	6	5	1	20.0	\$5,350	\$4
Blair	28	13	0	--	\$109,364	\$11
Lawrence	2	2	0	--	\$12,483	\$1
Lebanon	29	11	1	9.1	\$23,368	\$5
Lycoming	16	13	4	30.8	\$109,445	\$5
Mercer	9	19	10	52.6	\$26,905	\$6
Northumberland	6	11	0	--	\$4,819	\$2



## 2020 Jury Utilization

### Qualified and Available Jurors:

	Reporting for Service		Told Not to Report for Service		Sent to Courtroom for Jury Selection (Voir Dire)		Impaneled or Sworn (jurors/ alternates)		Removed for Cause/ Hardship	Removed by Peremptory Challenge
		%		%		%		%		
<b><u>6th Class Counties</u></b>										
Armstrong	647	29.9	0	--	536	82.8	152	23.5	129	185
Bedford	756	62.3	271	22.3	620	82.0	98	13.0	20	72
Bradford	370	35.6	419	40.4	366	98.9	98	26.5	63	102
Carbon	85	4.6	116	6.3	85	100.0	28	32.9	19	26
Clarion	639	73.7	9	1.0	625	97.8	144	22.5	213	89
Clearfield	923	99.6	0	--	990	107.3	420	45.5	104	398
Clinton	403	51.9	180	23.2	485	120.3	140	34.7	121	119
Columbia	103	94.5	0	--	27	26.2	0	--	1	12
Crawford	209	14.8	138	9.8	93	44.5	28	13.4	3	28
Elk	138	63.3	22	10.1	107	77.5	44	31.9	26	28
Greene	518	252.7	164	80.0	413	79.7	168	32.4	103	142
Huntingdon	629	66.4	283	29.9	417	66.3	139	22.1	79	197
Indiana	1,400	45.6	1,490	48.5	1,264	90.3	251	17.9	242	290
Jefferson	60	13.5	725	162.9	60	100.0	14	23.3	56	0
McKean	592	53.8	289	26.3	580	98.0	175	29.6	133	131
Mifflin	338	98.0	0	--	376	111.2	182	53.8	26	168
Perry	659	67.7	18	1.8	446	67.7	191	29.0	37	201
Pike	523	53.3	441	45.0	526	100.6	168	32.1	83	162
Somerset	439	53.1	1,677	202.8	189	43.1	70	15.9	57	58
Susquehanna	236	47.9	232	47.1	188	79.7	56	23.7	47	73
Tioga	175	16.8	456	43.7	140	80.0	28	16.0	18	12
Venango	304	81.7	131	35.2	275	90.5	30	9.9	1	41
Warren	365	68.9	0	--	365	100.0	140	38.4	31	18
Wayne	72	29.8	161	66.5	0	--	0	--	0	0
<b><u>7th Class Counties</u></b>										
Juniata	191	30.5	6	1.0	153	80.1	41	21.5	11	48
Snyder	340	92.1	400	108.4	536	157.6	139	40.9	29	126
Union	499	76.3	364	55.7	245	49.1	122	24.4	63	114
Wyoming	152	50.5	133	44.2	112	73.7	28	18.4	51	32
<b><u>8th Class Counties</u></b>										
Cameron	60	84.5	0	--	60	100.0	14	23.3	6	16
Forest	98	72.1	0	--	98	100.0	14	14.3	6	2
Fulton	110	35.5	181	58.4	275	250.0	28	25.5	0	56
Montour	108	86.4	0	--	61	56.5	27	25.0	6	28
Potter	267	75.9	558	158.5	661	247.6	252	94.4	94	246
Sullivan	139	102.2	95	69.9	125	89.9	28	20.1	10	31

2020 Jury Utilization/Jury Costs

	Jury Utilization:				Jury Cost	
	Jury Trials Started	Pool Days	Zero Panel Days	Percent Zero Panel Days (%)	Annual Budget for Jury Operations	Average Cost Per Juror
<b><u>6th Class Counties</u></b>						
Armstrong	9	7	0	--	\$16,307	\$4
Bedford	3	9	0	--	\$42,268	\$29
Bradford	6	7	0	--	\$53,655	\$28
Carbon	0	1	0	--	\$25,665	\$7
Clarion	8	6	0	--	\$8,340	\$5
Clearfield	8	7	0	--	\$19,587	\$8
Clinton	1	6	1	16.7	\$15,805	\$14
Columbia	0	1	0	--	\$178	\$1
Crawford	2	3	1	33.3	\$5,775	\$3
Elk	3	2	0	--	\$2,315	\$5
Greene	12	5	0	--	\$4,025	\$6
Huntingdon	6	7	1	14.3	\$10,027	\$5
Indiana	18	15	3	20.0	\$45,880	\$5
Jefferson	1	1	0	--	\$15,081	\$14
McKean	11	12	0	--	\$17,591	\$10
Mifflin	6	7	0	--	\$16,219	\$31
Perry	9	8	1	12.5	\$11,598	\$6
Pike	8	6	2	33.3	\$8,350	\$3
Somerset	8	9	4	44.4	\$14,168	\$6
Susquehanna	2	5	1	20.0	\$3,859	\$4
Tioga	2	4	1	25.0	\$8,478	\$4
Venango	2	3	0	--	\$15,654	\$31
Warren	7	5	0	--	\$5,803	\$4
Wayne	0	1	1	100.0	\$485	\$1
<b><u>7th Class Counties</u></b>						
Juniata	3	2	0	--	\$4,640	\$4
Snyder	9	4	0	--	\$27,358	\$42
Union	9	3	0	--	\$12,962	\$14
Wyoming	2	3	1	33.3	\$5,000	\$9
<b><u>8th Class Counties</u></b>						
Cameron	0	1	0	--	\$250	\$1
Forest	0	2	0	--	\$3,742	\$7
Fulton	1	2	0	--	\$36,578	\$70
Montour	2	1	0	--	\$1,937	\$6
Potter	8	5	0	--	\$2,820	\$4
Sullivan	2	3	0	--	\$928	\$4

---

---

## JURY

### Jury Yield

<b>Deferred to a New Term</b>	The number of prospective jurors who were summonsed for jury service, but requested and received a postponement or deferral to serve at another time.
<b>Deferred from a Previous Term</b>	The number of prospective jurors who were previously summoned for jury service, requested and received a postponement or deferral, and are now available for jury service.
<b>Disqualified</b>	The number of prospective jurors who were deemed statutorily ineligible for jury service based on their response to the qualification questionnaire or to their responses to qualification questions on the jury summons. Disqualification criteria include non-citizenship, non-residency in the jurisdiction served by the court, under the age of 18, currently subject to legal disability such as felony conviction or legal incompetency, and unable to speak or understand English.
<b>Excused</b>	The number of prospective jurors who requested to be excused from jury service due to financial or medical hardship. Excusal differs from an exemption in that the court retains the sole discretion to excuse a juror from service whereas an exemption provides the juror with a statutory right to decline jury service if summonsed by the court.
<b>Exempted</b>	The number of prospective jurors who claimed an exemption from jury service. An exemption from jury service is a statutory right based on occupational or other personal status criteria established by the legislature. Typical exemption criteria include previous jury service, occupational status such as public office holders, judicial officers, licensed attorneys, health care professionals or corrections officers, sole caregivers of dependent children or adults, etc. An exemption differs from an excusal in that the exemption is a statutory right of the juror to claim whereas the court retains the sole discretion to excuse a juror from service.
<b>Jury Yield</b>	The Percentage of Jurors Qualified and Available for Service is calculated by dividing <i>Qualification/Summonses Mailed</i> by <i>Qualified Jurors Available for Service</i> and multiplying by 100.
<b>Not Responded To</b>	The number of qualification questionnaires and jury summonses for which no response was received by the court.
<b>Qualification Questionnaires/ Summonses Mailed</b>	The number of qualification questionnaires and jury summonses sent to prospective jurors vis the U.S. Postal Service or other means.
<b>Qualified Jurors Available for Service</b>	Jurors who have returned their summons/questionnaire and, based on their responses have not been excused/exempted from service. The number of qualified jurors is determined by: <i>Qualification Questionnaires/ Summonses Mailed</i> MINUS <i>Returned Undeliverable, Not Responded To, Disqualified, Exempted, Excused, Deferred to New Term</i> PLUS <i>Deferred from Previous Term</i> .

---

---

**Returned Undeliverable** The number of qualification questionnaires and jury summonses returned and marked “undeliverable at this address”.

**Jury Utilization**

**Impaneled or Sworn (Jurors/Alternates)** The number of qualified and available jurors sworn as a trial juror or alternate during jury selection.

**Jury Trials Started** The number of jury trials started each day. A jury trial starts when the first witness is sworn-in and/or upon opening statements. A jury trial is counted even if a verdict is not rendered because the defendant enters a plea, the case is settled, or the trial is terminated for other reasons.

**Pool Days** The number of days prospective jurors reported to the courthouse in anticipation of voir dire during the report month.

**Removed for Cause/ Hardship** The number of qualified and available jurors removed for cause or hardship during jury selection. A potential juror may be challenged by the defense and/or prosecution because they give a reason why they might be unable to reach a fair verdict.

**Removed by Peremptory Challenge** The number of qualified and available jurors removed by peremptory challenge during jury selection. A potential juror may be rejected by the defense and/or prosecution because they have an unfavorable bias without giving any reason.

**Reporting for Service** The number of qualified and available jurors who reported for jury service. If a juror reports for service on multiple days, each day that the juror reported for service is counted individually.

**Sent to Courtroom for Jury Selection (Voir Dire)** The number of qualified and available jurors assigned to a panel for jury selection. A juror may be assigned to more than one panel and is counted for each panel to which they were assigned.

**Told Not to Report for Service** The number of jurors who were qualified and available to serve, but were told in advance (e.g., by telephone, by telephone call-in system, by postcard) by the court not to report.

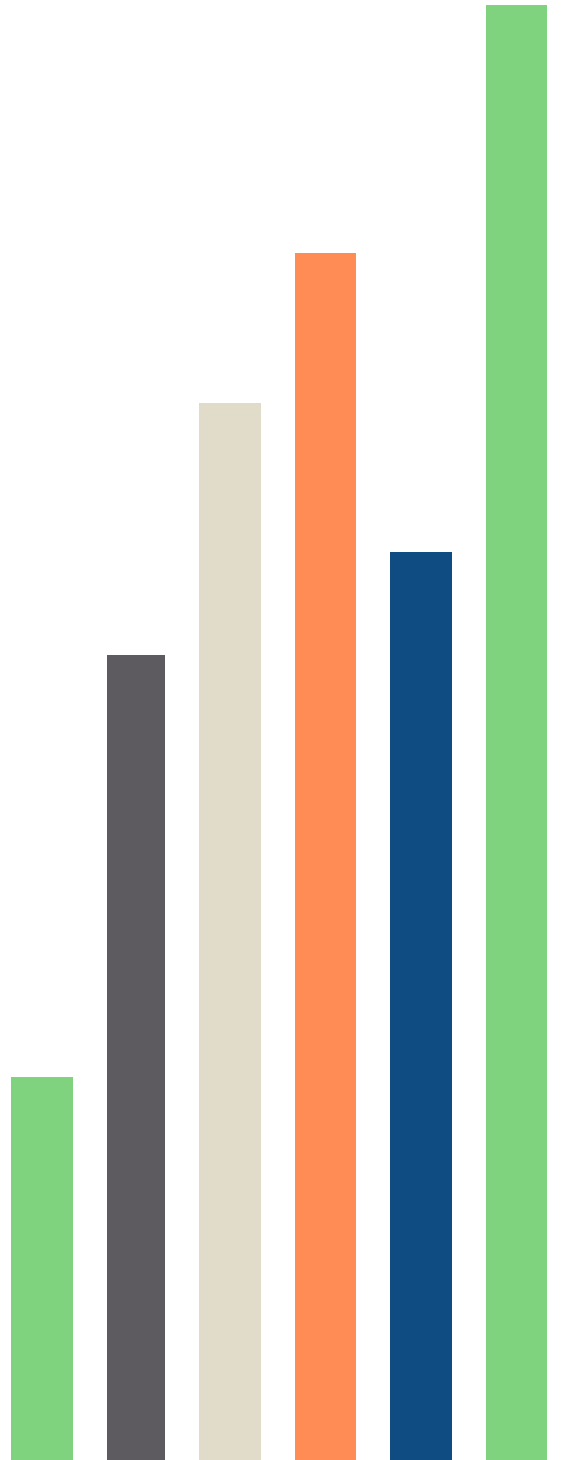
**Zero Panel Day** The number of days prospective jurors reported to the courthouse during the month in which no jurors were sent to voir dire.

**Jury Costs**

**Annual Budget for Judicial Operations** Other than juror fees and mileage, included this figure may also include jury staff salaries and fringe benefits, jury automation costs, facilities, printing expenses, postage expenses, personal service, juror fees, mileage, and miscellaneous expenses (hotel or dining costs for sequestered jurors, etc.).

**Average Cost Per Juror** Calculated by dividing *Annual Budget for Jury Operations* by *Qualification Questionnaires/Summonses Mailed*.

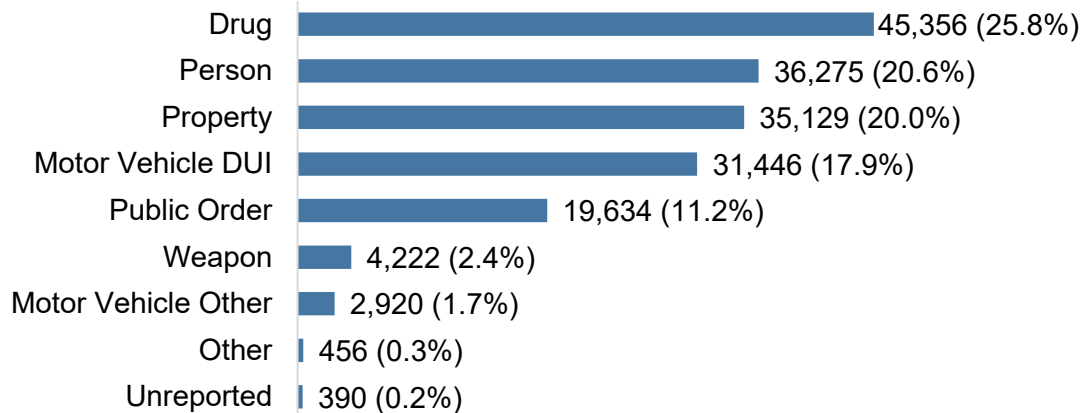
# Limited Jurisdiction Courts



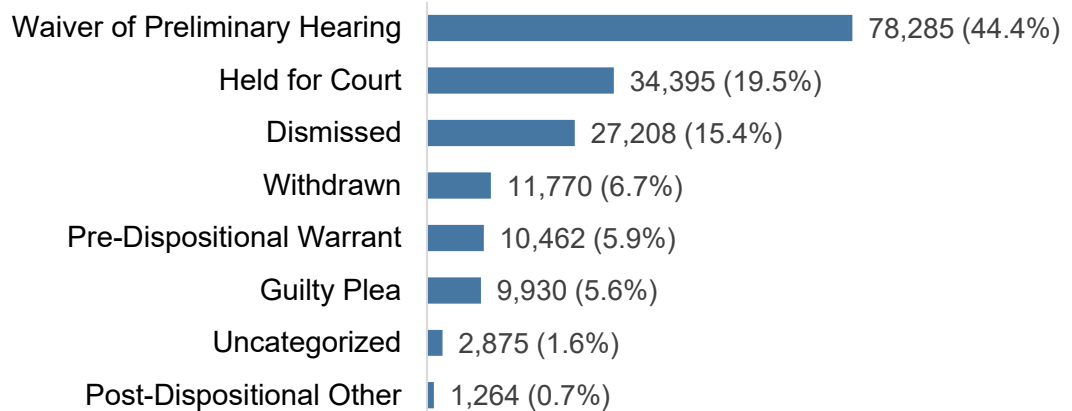
# 2020 Magisterial District Judge State Totals Criminal

Cases Pending 1/1/20	36,142	Age of Pending Cases		
New Cases Filed	175,828	<b>0-60 Days</b>	20,781	47.5%
Active Warrant Status Change	7,964	<b>61-120 Days</b>	11,427	26.1%
Closed Case Status Change	13	<b>121-180 Days</b>	4,154	9.5%
<b>Cases Available for Processing</b>	<b>219,947</b>	<b>181-240 Days</b>	1,841	4.2%
		<b>241-300 Days</b>	914	2.1%
		<b>301-360 Days</b>	880	2.0%
<b>Cases Processed and Inactive</b>	<b>176,189</b>	<b>Over 360 Days</b>	3,761	8.6%
<b>Cases Pending 12/31/20</b>	<b>43,758</b>	<b>Total</b>	<b>43,758</b>	

### New Cases Filed By Offense Type:



### Processed By:



For the most recent data, visit the AOPC website at <http://www.pacourts.us/news-and-statistics/research-and-statistics/dashboard-table-of-contents/magisterial-district-courts-statewide-dashboard>

Magisterial District Judge - 2020 Criminal Available for Processing

	Cases Pending 1/1/20	New Cases Filed	Active Warrant Status Change	Closed Case Status Change	Cases Available for Processing	Cases Processed	Cases Pending 12/31/20
<b><u>2nd Class County</u></b>							
Allegheny	7,274	22,037	1,167	0	30,478	21,465	9,013
<b><u>2A Class Counties</u></b>							
Bucks	1,778	7,423	250	1	9,452	7,523	1,929
Delaware	2,494	8,056	501	0	11,051	7,769	3,282
Montgomery	2,217	8,705	391	0	11,313	8,910	2,403
<b><u>3rd Class Counties</u></b>							
Berks	968	5,580	352	0	6,900	5,674	1,226
Chester	1,528	5,527	353	0	7,408	5,937	1,471
Cumberland	790	4,462	169	0	5,421	4,370	1,051
Dauphin	1,397	7,719	330	0	9,446	7,539	1,907
Erie	762	4,569	164	0	5,495	4,638	857
Lackawanna	739	3,311	230	1	4,281	3,584	697
Lancaster	789	7,173	391	1	8,354	7,377	977
Lehigh	973	5,203	284	1	6,461	4,910	1,551
Luzerne	1,226	5,569	253	1	7,049	5,109	1,940
Northampton	693	4,063	158	0	4,914	4,166	748
Westmoreland	1,125	5,338	297	2	6,762	5,491	1,271
York	1,193	7,116	290	0	8,599	7,248	1,351
<b><u>4th Class Counties</u></b>							
Beaver	735	3,379	201	2	4,317	3,400	917
Butler	356	2,549	86	0	2,991	2,593	398
Cambria	455	2,168	68	4	2,695	2,272	423
Centre	240	1,589	41	0	1,870	1,590	280
Fayette	557	3,140	168	0	3,865	2,942	923
Franklin	398	2,389	65	0	2,852	2,239	613
Monroe	870	3,894	228	0	4,992	4,023	969
Schuylkill	361	2,793	144	0	3,298	2,962	336
Washington	745	3,312	107	0	4,164	3,374	790
<b><u>5th Class Counties</u></b>							
Adams	216	1,785	28	0	2,029	1,799	230
Blair	394	3,169	129	0	3,692	3,170	522
Lawrence	172	1,426	64	0	1,662	1,442	220
Lebanon	276	1,793	56	0	2,125	1,880	245
Lycoming	261	1,978	56	0	2,295	2,039	256
Mercer	282	2,411	108	0	2,801	2,558	243
Northumberland	311	2,321	61	0	2,693	2,153	540

Magisterial District Judge - 2020 Criminal Available for Processing

	Cases Pending 1/1/20	New Cases Filed	Active Warrant Status Change	Closed Case Status Change	Cases Available for Processing	Cases Processed	Cases Pending 12/31/20
<b><u>6th Class Counties</u></b>							
Armstrong	253	1,554	51	0	1,858	1,431	427
Bedford	82	708	22	0	812	698	114
Bradford	130	988	53	0	1,171	1,032	139
Carbon	210	1,354	57	0	1,621	1,345	276
Clarion	114	587	13	0	714	604	110
Clearfield	161	1,547	33	0	1,741	1,520	221
Clinton	73	596	46	0	715	661	54
Columbia	170	1,466	38	0	1,674	1,504	170
Crawford	141	1,325	23	0	1,489	1,282	207
Elk	81	634	35	0	750	657	93
Greene	80	590	19	0	689	565	124
Huntingdon	81	636	16	0	733	673	60
Indiana	287	1,358	39	0	1,684	1,291	393
Jefferson	101	830	14	0	945	813	132
McKean	141	733	14	0	888	743	145
Mifflin	60	616	14	0	690	624	66
Perry	71	612	18	0	701	637	64
Pike	191	730	50	0	971	827	144
Somerset	201	1,220	16	0	1,437	1,273	164
Susquehanna	89	768	38	0	895	740	155
Tioga	99	477	17	0	593	525	68
Venango	116	895	25	0	1,036	907	129
Warren	131	688	26	0	845	706	139
Wayne	62	527	24	0	613	529	84
<b><u>7th Class Counties</u></b>							
Juniata	66	271	8	0	345	280	65
Snyder	97	491	17	0	605	516	89
Union	75	333	7	0	415	349	66
Wyoming	47	383	16	0	446	359	87
<b><u>8th Class Counties</u></b>							
Cameron	27	90	0	0	117	98	19
Forest	16	59	2	0	77	52	25
Fulton	48	219	4	0	271	207	64
Montour	24	214	7	0	245	201	44
Potter	31	325	6	0	362	321	41
Sullivan	11	57	6	0	74	73	1



Magisterial District Judge - 2020 New Criminal Cases by Offense Type

	Drug	%	Property	%	Motor Vehicle DUI	%	Person	%	Public Order	%
<b><u>2nd Class County</u></b>										
Allegheny	4,407	20.0	4,467	20.3	2,111	9.6	6,387	29.0	3,076	14.0
<b><u>2A Class Counties</u></b>										
Bucks	2,281	30.7	1,848	24.9	1,475	19.9	1,027	13.8	575	7.7
Delaware	1,739	21.6	1,821	22.6	1,158	14.4	2,007	24.9	877	10.9
Montgomery	1,991	22.9	2,339	26.9	1,678	19.3	1,604	18.4	760	8.7
<b><u>3rd Class Counties</u></b>										
Berks	1,634	29.3	1,209	21.7	755	13.5	1,300	23.3	446	8.0
Chester	1,398	25.3	1,116	20.2	1,221	22.1	1,046	18.9	575	10.4
Cumberland	1,033	23.2	1,013	22.7	1,007	22.6	791	17.7	447	10.0
Dauphin	2,172	28.1	1,452	18.8	1,002	13.0	1,476	19.1	1,158	15.0
Erie	819	17.9	1,126	24.6	711	15.6	1,028	22.5	658	14.4
Lackawanna	814	24.6	480	14.5	397	12.0	912	27.5	555	16.8
Lancaster	1,707	23.8	1,402	19.5	1,787	24.9	1,270	17.7	716	10.0
Lehigh	1,504	28.9	905	17.4	1,099	21.1	1,006	19.3	475	9.1
Luzerne	1,590	28.6	1,120	20.1	774	13.9	1,106	19.9	746	13.4
Northampton	1,093	26.9	777	19.1	787	19.4	842	20.7	394	9.7
Westmoreland	1,244	23.3	1,112	20.8	1,036	19.4	1,222	22.9	469	8.8
York	1,765	24.8	1,255	17.6	1,375	19.3	1,293	18.2	990	13.9
<b><u>4th Class Counties</u></b>										
Beaver	775	22.9	646	19.1	711	21.0	706	20.9	435	12.9
Butler	563	22.1	494	19.4	647	25.4	378	14.8	334	13.1
Cambria	379	17.5	445	20.5	357	16.5	555	25.6	322	14.9
Centre	566	35.6	313	19.7	352	22.2	200	12.6	115	7.2
Fayette	828	26.4	617	19.6	640	20.4	699	22.3	282	9.0
Franklin	526	22.0	520	21.8	596	24.9	484	20.3	191	8.0
Monroe	1,231	31.6	607	15.6	970	24.9	657	16.9	300	7.7
Schuylkill	879	31.5	691	24.7	304	10.9	573	20.5	257	9.2
Washington	728	22.0	581	17.5	782	23.6	696	21.0	408	12.3
<b><u>5th Class Counties</u></b>										
Adams	556	31.1	146	8.2	682	38.2	217	12.2	111	6.2
Blair	1,167	36.8	644	20.3	361	11.4	499	15.7	357	11.3
Lawrence	283	19.8	326	22.9	282	19.8	327	22.9	143	10.0
Lebanon	720	40.2	325	18.1	268	14.9	266	14.8	144	8.0
Lycoming	612	30.9	320	16.2	431	21.8	350	17.7	207	10.5
Mercer	553	22.9	482	20.0	425	17.6	483	20.0	352	14.6
Northumberland	766	33.0	321	13.8	298	12.8	490	21.1	357	15.4

Magisterial District Judge - 2020 New Criminal Cases by Offense Type

	Weapon	%	Motor Vehicle Other	%	Unreported	%	Other	%	Total
<b><u>2nd Class County</u></b>									
Allegheny	761	3.5	541	2.5	227	1.0	60	0.3	22,037
<b><u>2A Class Counties</u></b>									
Bucks	109	1.5	102	1.4	0	--	6	0.1	7,423
Delaware	324	4.0	106	1.3	2	<0.1	22	0.3	8,056
Montgomery	203	2.3	111	1.3	12	0.1	7	0.1	8,705
<b><u>3rd Class Counties</u></b>									
Berks	141	2.5	78	1.4	0	--	17	0.3	5,580
Chester	95	1.7	67	1.2	0	--	9	0.2	5,527
Cumberland	79	1.8	79	1.8	2	<0.1	11	0.2	4,462
Dauphin	230	3.0	136	1.8	27	0.3	66	0.9	7,719
Erie	140	3.1	75	1.6	7	0.2	5	0.1	4,569
Lackawanna	109	3.3	34	1.0	1	<0.1	9	0.3	3,311
Lancaster	110	1.5	146	2.0	25	0.3	10	0.1	7,173
Lehigh	114	2.2	92	1.8	2	<0.1	6	0.1	5,203
Luzerne	131	2.4	78	1.4	8	0.1	16	0.3	5,569
Northampton	76	1.9	62	1.5	31	0.8	1	<0.1	4,063
Westmoreland	137	2.6	91	1.7	14	0.3	13	0.2	5,338
York	173	2.4	208	2.9	20	0.3	37	0.5	7,116
<b><u>4th Class Counties</u></b>									
Beaver	57	1.7	44	1.3	0	--	5	0.1	3,379
Butler	73	2.9	56	2.2	0	--	4	0.2	2,549
Cambria	67	3.1	42	1.9	0	--	1	<0.1	2,168
Centre	16	1.0	24	1.5	0	--	3	0.2	1,589
Fayette	34	1.1	36	1.1	0	--	4	0.1	3,140
Franklin	41	1.7	21	0.9	0	--	10	0.4	2,389
Monroe	95	2.4	27	0.7	0	--	7	0.2	3,894
Schuylkill	45	1.6	37	1.3	3	0.1	4	0.1	2,793
Washington	51	1.5	62	1.9	1	<0.1	3	0.1	3,312
<b><u>5th Class Counties</u></b>									
Adams	49	2.7	22	1.2	0	--	2	0.1	1,785
Blair	69	2.2	67	2.1	0	--	5	0.2	3,169
Lawrence	53	3.7	11	0.8	0	--	1	0.1	1,426
Lebanon	36	2.0	24	1.3	3	0.2	7	0.4	1,793
Lycoming	34	1.7	14	0.7	1	0.1	9	0.5	1,978
Mercer	73	3.0	35	1.5	1	<0.1	7	0.3	2,411
Northumberland	50	2.2	32	1.4	0	--	7	0.3	2,321

Magisterial District Judge - 2020 New Criminal Cases by Offense Type

	Drug	%	Property	%	Motor Vehicle DUI	%	Person	%	Public Order	%
<b><u>6th Class Counties</u></b>										
Armstrong	474	30.5	189	12.2	452	29.1	254	16.3	119	7.7
Bedford	208	29.4	106	15.0	163	23.0	142	20.1	69	9.7
Bradford	310	31.4	206	20.9	158	16.0	167	16.9	114	11.5
Carbon	390	28.8	205	15.1	287	21.2	257	19.0	169	12.5
Clarion	117	19.9	113	19.3	130	22.1	115	19.6	85	14.5
Clearfield	445	28.8	322	20.8	293	18.9	215	13.9	201	13.0
Clinton	177	29.7	137	23.0	110	18.5	96	16.1	58	9.7
Columbia	533	36.4	250	17.1	229	15.6	237	16.2	168	11.5
Crawford	404	30.5	214	16.2	294	22.2	240	18.1	100	7.5
Elk	209	33.0	136	21.5	119	18.8	92	14.5	59	9.3
Greene	144	24.4	121	20.5	103	17.5	109	18.5	88	14.9
Huntingdon	238	37.4	91	14.3	120	18.9	133	20.9	40	6.3
Indiana	370	27.2	296	21.8	280	20.6	298	21.9	85	6.3
Jefferson	231	27.8	114	13.7	211	25.4	182	21.9	70	8.4
McKean	191	26.1	99	13.5	186	25.4	145	19.8	70	9.5
Mifflin	171	27.8	143	23.2	101	16.4	116	18.8	57	9.3
Perry	169	27.6	116	19.0	106	17.3	122	19.9	73	11.9
Pike	226	31.0	129	17.7	153	21.0	144	19.7	58	7.9
Somerset	365	29.9	162	13.3	302	24.8	215	17.6	129	10.6
Susquehanna	332	43.2	104	13.5	105	13.7	102	13.3	89	11.6
Tioga	109	22.9	100	21.0	120	25.2	91	19.1	51	10.7
Venango	201	22.5	179	20.0	173	19.3	217	24.2	90	10.1
Warren	201	29.2	133	19.3	140	20.3	112	16.3	73	10.6
Wayne	146	27.7	104	19.7	88	16.7	107	20.3	59	11.2
<b><u>7th Class Counties</u></b>										
Juniata	97	35.8	36	13.3	51	18.8	56	20.7	17	6.3
Snyder	123	25.1	118	24.0	76	15.5	95	19.3	56	11.4
Union	68	20.4	67	20.1	114	34.2	57	17.1	20	6.0
Wyoming	98	25.6	62	16.2	100	26.1	56	14.6	54	14.1
<b><u>8th Class Counties</u></b>										
Cameron	32	35.6	12	13.3	11	12.2	27	30.0	4	4.4
Forest	8	13.6	7	11.9	21	35.6	18	30.5	4	6.8
Fulton	77	35.2	38	17.4	58	26.5	24	11.0	18	8.2
Montour	53	24.8	40	18.7	38	17.8	63	29.4	15	7.0
Potter	96	29.5	52	16.0	59	18.2	66	20.3	35	10.8
Sullivan	20	35.1	8	14.0	16	28.1	8	14.0	5	8.8

Magisterial District Judge - 2020 New Criminal Cases by Offense Type

	Weapon	%	Motor Vehicle Other	%	Unreported	%	Other	%	Total
<b><u>6th Class Counties</u></b>									
Armstrong	22	1.4	38	2.4	0	--	6	0.4	1,554
Bedford	12	1.7	6	0.8	0	--	2	0.3	708
Bradford	19	1.9	8	0.8	0	--	6	0.6	988
Carbon	27	2.0	15	1.1	0	--	4	0.3	1,354
Clarion	12	2.0	13	2.2	0	--	2	0.3	587
Clearfield	38	2.5	29	1.9	0	--	4	0.3	1,547
Clinton	17	2.9	0	--	0	--	1	0.2	596
Columbia	31	2.1	15	1.0	0	--	3	0.2	1,466
Crawford	33	2.5	34	2.6	1	0.1	5	0.4	1,325
Elk	12	1.9	5	0.8	0	--	2	0.3	634
Greene	11	1.9	13	2.2	0	--	1	0.2	590
Huntingdon	9	1.4	3	0.5	0	--	2	0.3	636
Indiana	13	1.0	13	1.0	0	--	3	0.2	1,358
Jefferson	10	1.2	8	1.0	0	--	4	0.5	830
McKean	9	1.2	33	4.5	0	--	0	--	733
Mifflin	19	3.1	9	1.5	0	--	0	--	616
Perry	14	2.3	10	1.6	0	--	2	0.3	612
Pike	8	1.1	11	1.5	0	--	1	0.1	730
Somerset	24	2.0	13	1.1	2	0.2	8	0.7	1,220
Susquehanna	23	3.0	12	1.6	0	--	1	0.1	768
Tioga	3	0.6	3	0.6	0	--	0	--	477
Venango	25	2.8	6	0.7	0	--	4	0.4	895
Warren	9	1.3	16	2.3	0	--	4	0.6	688
Wayne	6	1.1	14	2.7	0	--	3	0.6	527
<b><u>7th Class Counties</u></b>									
Juniata	5	1.8	6	2.2	0	--	3	1.1	271
Snyder	13	2.6	6	1.2	0	--	4	0.8	491
Union	3	0.9	4	1.2	0	--	0	--	333
Wyoming	9	2.3	3	0.8	0	--	1	0.3	383
<b><u>8th Class Counties</u></b>									
Cameron	3	3.3	1	1.1	0	--	0	--	90
Forest	0	--	1	1.7	0	--	0	--	59
Fulton	1	0.5	2	0.9	0	--	1	0.5	219
Montour	3	1.4	2	0.9	0	--	0	--	214
Potter	4	1.2	8	2.5	0	--	5	1.5	325
Sullivan	0	--	0	--	0	--	0	--	57

Magisterial District Judge - 2020 Criminal Processed and Inactive

	Waiver of Preliminary Hearing	%	Held for Court	%	Dismissed	%	Withdrawn	%	Guilty Plea	%
<b><u>2nd Class County</u></b>										
Allegheny	5,279	24.6	3,763	17.5	6,530	30.4	4,010	18.7	0	--
<b><u>2A Class Counties</u></b>										
Bucks	3,658	48.6	2,342	31.1	875	11.6	205	2.7	0	--
Delaware	2,064	26.6	2,026	26.1	1,959	25.2	322	4.1	1	<0.1
Montgomery	3,774	42.4	2,795	31.4	1,039	11.7	630	7.1	3	<0.1
<b><u>3rd Class Counties</u></b>										
Berks	2,349	41.4	1,530	27.0	1,012	17.8	279	4.9	0	--
Chester	2,310	38.9	1,323	22.3	1,530	25.8	193	3.3	0	--
Cumberland	1,968	45.0	621	14.2	736	16.8	143	3.3	469	10.7
Dauphin	3,062	40.6	1,518	20.1	1,020	13.5	253	3.4	1,047	13.9
Erie	1,652	35.6	945	20.4	830	17.9	402	8.7	514	11.1
Lackawanna	1,649	46.0	160	4.5	555	15.5	281	7.8	505	14.1
Lancaster	3,436	46.6	689	9.3	619	8.4	330	4.5	1,114	15.1
Lehigh	2,326	47.4	638	13.0	820	16.7	131	2.7	603	12.3
Luzerne	1,750	34.3	1,101	21.6	1,019	19.9	222	4.3	593	11.6
Northampton	2,268	54.4	1,038	24.9	394	9.5	104	2.5	136	3.3
Westmoreland	3,646	66.4	309	5.6	510	9.3	482	8.8	0	--
York	2,582	35.6	2,549	35.2	932	12.9	199	2.7	661	9.1
<b><u>4th Class Counties</u></b>										
Beaver	1,548	45.5	223	6.6	1,051	30.9	70	2.1	255	7.5
Butler	1,320	50.9	580	22.4	375	14.5	52	2.0	145	5.6
Cambria	1,135	50.0	239	10.5	446	19.6	274	12.1	4	0.2
Centre	1,295	81.4	185	11.6	24	1.5	52	3.3	0	--
Fayette	1,475	50.1	626	21.3	478	16.2	130	4.4	25	0.8
Franklin	1,557	69.5	214	9.6	222	9.9	119	5.3	0	--
Monroe	1,973	49.0	444	11.0	314	7.8	239	5.9	465	11.6
Schuylkill	1,386	46.8	608	20.5	204	6.9	342	11.5	239	8.1
Washington	1,546	45.8	683	20.2	656	19.4	325	9.6	21	0.6
<b><u>5th Class Counties</u></b>										
Adams	1,337	74.3	241	13.4	58	3.2	32	1.8	79	4.4
Blair	1,745	55.0	596	18.8	185	5.8	109	3.4	324	10.2
Lawrence	667	46.3	166	11.5	93	6.4	317	22.0	105	7.3
Lebanon	1,361	72.4	368	19.6	36	1.9	34	1.8	0	--
Lycoming	1,215	59.6	377	18.5	117	5.7	96	4.7	144	7.1
Mercer	199	7.8	1,174	45.9	306	12.0	217	8.5	472	18.5
Northumberland	756	35.1	449	20.9	188	8.7	77	3.6	450	20.9

Magisterial District Judge - 2020 Criminal Processed and Inactive

	Pre-Dispositional Warrant	%	Uncategorized	%	Post- Dispositional Other	%	Cases Processed
<b><u>2nd Class County</u></b>							
Allegheny	1,642	7.6	110	0.5	131	0.6	21,465
<b><u>2A Class Counties</u></b>							
Bucks	362	4.8	42	0.6	39	0.5	7,523
Delaware	760	9.8	344	4.4	293	3.8	7,769
Montgomery	522	5.9	101	1.1	46	0.5	8,910
<b><u>3rd Class Counties</u></b>							
Berks	453	8.0	43	0.8	8	0.1	5,674
Chester	490	8.3	64	1.1	27	0.5	5,937
Cumberland	224	5.1	99	2.3	110	2.5	4,370
Dauphin	471	6.2	120	1.6	48	0.6	7,539
Erie	218	4.7	57	1.2	20	0.4	4,638
Lackawanna	390	10.9	33	0.9	11	0.3	3,584
Lancaster	458	6.2	689	9.3	42	0.6	7,377
Lehigh	330	6.7	22	0.4	40	0.8	4,910
Luzerne	285	5.6	112	2.2	27	0.5	5,109
Northampton	190	4.6	24	0.6	12	0.3	4,166
Westmoreland	456	8.3	40	0.7	48	0.9	5,491
York	248	3.4	39	0.5	38	0.5	7,248
<b><u>4th Class Counties</u></b>							
Beaver	225	6.6	1	<0.1	27	0.8	3,400
Butler	103	4.0	7	0.3	11	0.4	2,593
Cambria	115	5.1	34	1.5	25	1.1	2,272
Centre	31	1.9	1	0.1	2	0.1	1,590
Fayette	176	6.0	16	0.5	16	0.5	2,942
Franklin	118	5.3	3	0.1	6	0.3	2,239
Monroe	316	7.9	248	6.2	24	0.6	4,023
Schuylkill	149	5.0	17	0.6	17	0.6	2,962
Washington	84	2.5	41	1.2	18	0.5	3,374
<b><u>5th Class Counties</u></b>							
Adams	42	2.3	4	0.2	6	0.3	1,799
Blair	164	5.2	35	1.1	12	0.4	3,170
Lawrence	65	4.5	17	1.2	12	0.8	1,442
Lebanon	62	3.3	11	0.6	8	0.4	1,880
Lycoming	79	3.9	7	0.3	4	0.2	2,039
Mercer	163	6.4	15	0.6	12	0.5	2,558
Northumberland	65	3.0	164	7.6	4	0.2	2,153

Magisterial District Judge - 2020 Criminal Processed and Inactive

	Waiver of Preliminary Hearing	%	Held for Court	%	Dismissed	%	Withdrawn	%	Guilty Plea	%
<b><u>6th Class Counties</u></b>										
Armstrong	886	61.9	154	10.8	222	15.5	73	5.1	0	--
Bedford	550	78.8	46	6.6	31	4.4	25	3.6	14	2.0
Bradford	612	59.3	68	6.6	78	7.6	74	7.2	106	10.3
Carbon	825	61.3	208	15.5	106	7.9	57	4.2	64	4.8
Clarion	400	66.2	73	12.1	84	13.9	30	5.0	1	0.2
Clearfield	902	59.3	227	14.9	67	4.4	44	2.9	229	15.1
Clinton	480	72.6	41	6.2	47	7.1	44	6.7	0	--
Columbia	664	44.1	288	19.1	177	11.8	99	6.6	213	14.2
Crawford	685	53.4	404	31.5	78	6.1	41	3.2	22	1.7
Elk	510	77.6	52	7.9	36	5.5	32	4.9	0	--
Greene	108	19.1	263	46.5	129	22.8	12	2.1	0	--
Huntingdon	499	74.1	109	16.2	13	1.9	17	2.5	0	--
Indiana	644	49.9	296	22.9	240	18.6	32	2.5	39	3.0
Jefferson	571	70.2	66	8.1	56	6.9	41	5.0	23	2.8
McKean	297	40.0	189	25.4	64	8.6	46	6.2	113	15.2
Mifflin	468	75.0	64	10.3	18	2.9	11	1.8	42	6.7
Perry	367	57.6	142	22.3	36	5.7	14	2.2	0	--
Pike	399	48.2	158	19.1	96	11.6	48	5.8	79	9.6
Somerset	701	55.1	260	20.4	149	11.7	77	6.0	0	--
Susquehanna	373	50.4	27	3.6	61	8.2	43	5.8	143	19.3
Tioga	332	63.2	38	7.2	43	8.2	30	5.7	33	6.3
Venango	515	56.8	221	24.4	17	1.9	39	4.3	83	9.2
Warren	358	50.7	28	4.0	62	8.8	31	4.4	155	22.0
Wayne	286	54.1	52	9.8	42	7.9	25	4.7	94	17.8
<b><u>7th Class Counties</u></b>										
Juniata	188	67.1	52	18.6	8	2.9	10	3.6	0	--
Snyder	312	60.5	104	20.2	26	5.0	18	3.5	33	6.4
Union	219	62.8	69	19.8	12	3.4	13	3.7	22	6.3
Wyoming	234	65.2	59	16.4	21	5.8	20	5.6	2	0.6
<b><u>8th Class Counties</u></b>										
Cameron	53	54.1	20	20.4	4	4.1	14	14.3	0	--
Forest	23	44.2	2	3.8	4	7.7	3	5.8	8	15.4
Fulton	158	76.3	28	13.5	4	1.9	10	4.8	3	1.4
Montour	105	52.2	23	11.4	17	8.5	5	2.5	35	17.4
Potter	224	69.8	41	12.8	19	5.9	13	4.0	0	--
Sullivan	49	67.1	3	4.1	8	11.0	8	11.0	0	--

Magisterial District Judge - 2020 Criminal Processed and Inactive

	Pre-Dispositional Warrant	%	Uncategorized	%	Post- Dispositional Other	%	Cases Processed
<b><u>6th Class Counties</u></b>							
Armstrong	59	4.1	29	2.0	8	0.6	1,431
Bedford	28	4.0	0	--	4	0.6	698
Bradford	81	7.8	10	1.0	3	0.3	1,032
Carbon	49	3.6	23	1.7	13	1.0	1,345
Clarion	14	2.3	1	0.2	1	0.2	604
Clearfield	43	2.8	2	0.1	6	0.4	1,520
Clinton	47	7.1	1	0.2	1	0.2	661
Columbia	40	2.7	3	0.2	20	1.3	1,504
Crawford	39	3.0	10	0.8	3	0.2	1,282
Elk	24	3.7	2	0.3	1	0.2	657
Greene	49	8.7	3	0.5	1	0.2	565
Huntingdon	31	4.6	3	0.4	1	0.1	673
Indiana	27	2.1	10	0.8	3	0.2	1,291
Jefferson	10	1.2	45	5.5	1	0.1	813
McKean	27	3.6	6	0.8	1	0.1	743
Mifflin	16	2.6	3	0.5	2	0.3	624
Perry	28	4.4	45	7.1	5	0.8	637
Pike	42	5.1	4	0.5	1	0.1	827
Somerset	28	2.2	50	3.9	8	0.6	1,273
Susquehanna	78	10.5	13	1.8	2	0.3	740
Tioga	43	8.2	5	1.0	1	0.2	525
Venango	28	3.1	0	--	4	0.4	907
Warren	62	8.8	9	1.3	1	0.1	706
Wayne	19	3.6	8	1.5	3	0.6	529
<b><u>7th Class Counties</u></b>							
Juniata	9	3.2	12	4.3	1	0.4	280
Snyder	20	3.9	3	0.6	0	--	516
Union	9	2.6	3	0.9	2	0.6	349
Wyoming	23	6.4	0	--	0	--	359
<b><u>8th Class Counties</u></b>							
Cameron	6	6.1	0	--	1	1.0	98
Forest	3	5.8	0	--	9	17.3	52
Fulton	3	1.4	1	0.5	0	--	207
Montour	12	6.0	4	2.0	0	--	201
Potter	5	1.6	7	2.2	12	3.7	321
Sullivan	4	5.5	0	--	1	1.4	73



Magisterial District Judge - 2020 Age of Pending Criminal

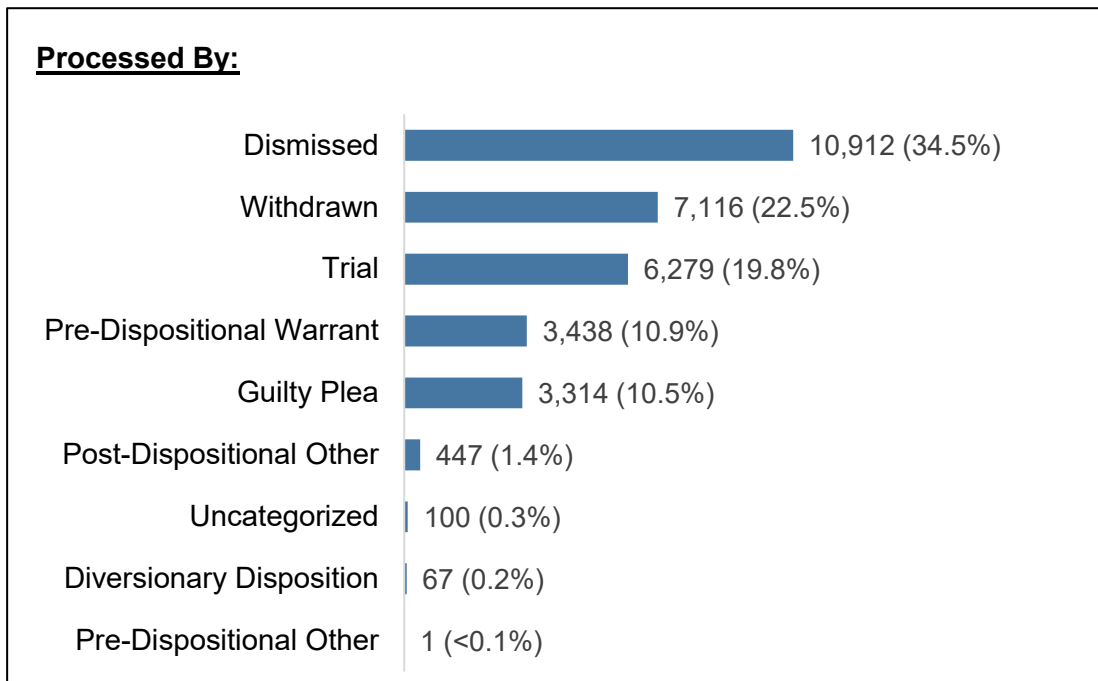
	0-60 Days	%	61-120 Days	%	121-180 Days	%	181-240 Days	%	241-300 Days	%	301-360 Days	%	Over 360 Days	%
<b><u>2nd Class County</u></b>														
Allegheny	2,886	32.0	2,475	27.5	1,066	11.8	514	5.7	253	2.8	247	2.7	1,572	17.4
<b><u>2A Class Counties</u></b>														
Bucks	1,020	52.9	519	26.9	189	9.8	90	4.7	41	2.1	31	1.6	39	2.0
Delaware	1,073	32.7	827	25.2	456	13.9	283	8.6	174	5.3	189	5.8	280	8.5
Montgomery	1,059	44.1	496	20.6	235	9.8	125	5.2	29	1.2	48	2.0	411	17.1
<b><u>3rd Class Counties</u></b>														
Berks	661	53.9	334	27.2	125	10.2	43	3.5	22	1.8	12	1.0	29	2.4
Chester	706	48.0	441	30.0	156	10.6	61	4.1	40	2.7	23	1.6	44	3.0
Cumberland	541	51.5	334	31.8	76	7.2	46	4.4	26	2.5	17	1.6	11	1.0
Dauphin	978	51.3	445	23.3	139	7.3	64	3.4	43	2.3	26	1.4	212	11.1
Erie	556	64.9	179	20.9	67	7.8	14	1.6	11	1.3	8	0.9	22	2.6
Lackawanna	331	47.5	133	19.1	42	6.0	16	2.3	7	1.0	6	0.9	162	23.2
Lancaster	702	71.9	179	18.3	50	5.1	15	1.5	7	0.7	2	0.2	22	2.3
Lehigh	720	46.4	435	28.0	198	12.8	99	6.4	35	2.3	39	2.5	25	1.6
Luzerne	670	34.5	629	32.4	251	12.9	95	4.9	55	2.8	53	2.7	187	9.6
Northampton	465	62.2	180	24.1	43	5.7	18	2.4	5	0.7	13	1.7	24	3.2
Westmoreland	623	49.0	341	26.8	128	10.1	54	4.2	26	2.0	34	2.7	65	5.1
York	903	66.8	280	20.7	74	5.5	22	1.6	8	0.6	7	0.5	57	4.2
<b><u>4th Class Counties</u></b>														
Beaver	403	43.9	256	27.9	95	10.4	32	3.5	15	1.6	15	1.6	101	11.0
Butler	282	70.9	77	19.3	19	4.8	9	2.3	2	0.5	4	1.0	5	1.3
Cambria	230	54.4	105	24.8	31	7.3	14	3.3	5	1.2	4	0.9	34	8.0
Centre	161	57.5	54	19.3	13	4.6	6	2.1	0	--	0	--	46	16.4
Fayette	375	40.6	325	35.2	129	14.0	41	4.4	25	2.7	20	2.2	8	0.9
Franklin	296	48.3	173	28.2	27	4.4	29	4.7	7	1.1	5	0.8	76	12.4
Monroe	475	49.0	286	29.5	110	11.4	21	2.2	24	2.5	30	3.1	23	2.4
Schuylkill	241	71.7	72	21.4	15	4.5	1	0.3	3	0.9	3	0.9	1	0.3
Washington	356	45.1	280	35.4	80	10.1	21	2.7	6	0.8	4	0.5	43	5.4
<b><u>5th Class Counties</u></b>														
Adams	200	87.0	20	8.7	5	2.2	1	0.4	1	0.4	2	0.9	1	0.4
Blair	319	61.1	142	27.2	18	3.4	4	0.8	2	0.4	4	0.8	33	6.3
Lawrence	142	64.5	55	25.0	16	7.3	2	0.9	1	0.5	0	--	4	1.8
Lebanon	199	81.2	21	8.6	1	0.4	2	0.8	0	--	1	0.4	21	8.6
Lycoming	184	71.9	49	19.1	11	4.3	2	0.8	0	--	0	--	10	3.9
Mercer	151	62.1	41	16.9	24	9.9	12	4.9	3	1.2	3	1.2	9	3.7
Northumberland	233	43.1	164	30.4	76	14.1	26	4.8	11	2.0	11	2.0	19	3.5

Magisterial District Judge - 2020 Age of Pending Criminal

	0-60 Days	%	61-120 Days	%	121-180 Days	%	181-240 Days	%	241-300 Days	%	301-360 Days	%	Over 360 Days	%
<b><u>6th Class Counties</u></b>														
Armstrong	188	44.0	167	39.1	37	8.7	7	1.6	0	--	1	0.2	27	6.3
Bedford	74	64.9	21	18.4	10	8.8	2	1.8	2	1.8	1	0.9	4	3.5
Bradford	94	67.6	34	24.5	3	2.2	0	--	1	0.7	0	--	7	5.0
Carbon	184	66.7	80	29.0	8	2.9	1	0.4	1	0.4	1	0.4	1	0.4
Clarion	66	60.0	40	36.4	3	2.7	1	0.9	0	--	0	--	0	--
Clearfield	150	67.9	52	23.5	7	3.2	4	1.8	2	0.9	0	--	6	2.7
Clinton	37	68.5	10	18.5	3	5.6	1	1.9	1	1.9	1	1.9	1	1.9
Columbia	134	78.8	33	19.4	1	0.6	1	0.6	0	--	0	--	1	0.6
Crawford	155	74.9	33	15.9	9	4.3	1	0.5	0	--	0	--	9	4.3
Elk	75	80.6	14	15.1	4	4.3	0	--	0	--	0	--	0	--
Greene	71	57.3	39	31.5	8	6.5	3	2.4	2	1.6	1	0.8	0	--
Huntingdon	51	85.0	8	13.3	0	--	0	--	0	--	0	--	1	1.7
Indiana	167	42.5	168	42.7	32	8.1	14	3.6	5	1.3	4	1.0	3	0.8
Jefferson	100	75.8	25	18.9	6	4.5	0	--	0	--	0	--	1	0.8
McKean	96	66.2	26	17.9	4	2.8	4	2.8	0	--	1	0.7	14	9.7
Mifflin	61	92.4	5	7.6	0	--	0	--	0	--	0	--	0	--
Perry	47	73.4	9	14.1	2	3.1	0	--	2	3.1	0	--	4	6.3
Pike	97	67.4	29	20.1	10	6.9	3	2.1	0	--	0	--	5	3.5
Somerset	119	72.6	38	23.2	3	1.8	2	1.2	1	0.6	0	--	1	0.6
Susquehanna	114	73.5	34	21.9	2	1.3	2	1.3	0	--	0	--	3	1.9
Tioga	41	60.3	13	19.1	4	5.9	2	2.9	1	1.5	1	1.5	6	8.8
Venango	82	63.6	31	24.0	3	2.3	2	1.6	2	1.6	0	--	9	7.0
Warren	82	59.0	41	29.5	7	5.0	0	--	0	--	0	--	9	6.5
Wayne	60	71.4	13	15.5	4	4.8	1	1.2	0	--	1	1.2	5	6.0
<b><u>7th Class Counties</u></b>														
Juniata	28	43.1	12	18.5	3	4.6	0	--	1	1.5	1	1.5	20	30.8
Snyder	62	69.7	19	21.3	1	1.1	1	1.1	0	--	0	--	6	6.7
Union	44	66.7	16	24.2	0	--	0	--	0	--	1	1.5	5	7.6
Wyoming	55	63.2	24	27.6	4	4.6	3	3.4	1	1.1	0	--	0	--
<b><u>8th Class Counties</u></b>														
Cameron	10	52.6	7	36.8	0	--	0	--	0	--	0	--	2	10.5
Forest	8	32.0	5	20.0	2	8.0	0	--	3	12.0	2	8.0	5	20.0
Fulton	27	42.2	25	39.1	6	9.4	2	3.1	0	--	1	1.6	3	4.7
Montour	32	72.7	2	4.5	2	4.5	0	--	2	4.5	1	2.3	5	11.4
Potter	28	68.3	7	17.1	1	2.4	2	4.9	0	--	1	2.4	2	4.9
Sullivan	1	100.0	0	--	0	--	0	--	0	--	0	--	0	--

## 2020 Magisterial District Judge State Totals Private Summary Complaints

Cases Pending 1/1/20	11,897	Age of Pending Cases		
New Cases Filed	26,129	<b>0-60 Days</b>	4,924	39.6%
Active Warrant Status Change	6,072	<b>61-120 Days</b>	2,043	16.4%
Closed Case Status Change	0	<b>121-180 Days</b>	564	4.5%
<b>Cases Available for Processing</b>	<b>44,098</b>	<b>181-240 Days</b>	177	1.4%
<b>Cases Processed and Inactive</b>	<b>31,674</b>	<b>241-300 Days</b>	233	1.9%
		<b>301-360 Days</b>	496	4.0%
		<b>Over 360 Days</b>	3,987	32.1%
<b>Cases Pending 12/31/20</b>	<b>12,424</b>	<b>Total</b>	<b>12,424</b>	



\* Trial Guilty                    5,073        (80.8%)

Trial Not Guilty                1,206        (19.2%)

For the most recent data, visit the AOPC website at <http://www.pacourts.us/news-and-statistics/research-and-statistics/dashboard-table-of-contents/magisterial-district-courts-statewide-dashboard>

Magisterial District Judge - 2020 Private Summary Complaints Available for Processing

	Cases Pending 1/1/20	New Cases Filed	Active Warrant Status Change	Closed Case Status Change	Cases Available for Processing	Cases Processed	Cases Pending 12/31/20
<b><u>2nd Class County</u></b>							
Allegheny	4,932	8,786	1,159	0	14,877	10,379	4,498
<b><u>2A Class Counties</u></b>							
Bucks	11	10	3	0	24	21	3
Delaware	134	71	136	0	341	219	122
Montgomery	75	229	33	0	337	195	142
<b><u>3rd Class Counties</u></b>							
Berks	75	379	117	0	571	348	223
Chester	20	17	3	0	40	24	16
Cumberland	106	356	41	0	503	395	108
Dauphin	190	410	101	0	701	569	132
Erie	215	603	87	0	905	616	289
Lackawanna	463	822	57	0	1,342	780	562
Lancaster	66	308	46	0	420	342	78
Lehigh	29	57	86	0	172	145	27
Luzerne	1,382	863	199	0	2,444	838	1,606
Northampton	53	218	21	0	292	231	61
Westmoreland	784	1,251	200	0	2,235	1,514	721
York	485	1,343	134	0	1,962	1,491	471
<b><u>4th Class Counties</u></b>							
Beaver	227	528	71	0	826	527	299
Butler	58	105	54	0	217	180	37
Cambria	97	366	46	0	509	441	68
Centre	53	157	0	0	210	135	75
Fayette	561	3,083	273	0	3,917	3,061	856
Franklin	114	281	67	0	462	261	201
Monroe	136	833	252	0	1,221	1,037	184
Schuylkill	6	3	6	0	15	14	1
Washington	80	88	403	0	571	537	34
<b><u>5th Class Counties</u></b>							
Adams	226	949	84	0	1,259	1,028	231
Blair	118	168	261	0	547	459	88
Lawrence	10	51	5	0	66	47	19
Lebanon	3	22	9	0	34	26	8
Lycoming	46	145	17	0	208	161	47
Mercer	133	865	86	0	1,084	828	256
Northumberland	206	255	240	0	701	571	130

Magisterial District Judge - 2020 Private Summary Complaints Available for Processing

	Cases Pending 1/1/20	New Cases Filed	Active Warrant Status Change	Closed Case Status Change	Cases Available for Processing	Cases Processed	Cases Pending 12/31/20
<b><u>6th Class Counties</u></b>							
Armstrong	20	69	13	0	102	91	11
Bedford	31	66	1	0	98	75	23
Bradford	36	245	32	0	313	253	60
Carbon	37	59	0	0	96	72	24
Clarion	14	177	1	0	192	155	37
Clearfield	26	76	80	0	182	127	55
Clinton	4	3	0	0	7	6	1
Columbia	17	84	25	0	126	86	40
Crawford	54	62	9	0	125	66	59
Elk	5	54	25	0	84	73	11
Greene	85	253	31	0	369	286	83
Huntingdon	5	36	0	0	41	41	0
Indiana	31	60	60	0	151	109	42
Jefferson	14	219	8	0	241	229	12
McKean	31	172	20	0	223	179	44
Mifflin	9	55	6	0	70	63	7
Perry	39	47	1,353	0	1,439	1,434	5
Pike	9	77	53	0	139	80	59
Somerset	17	78	5	0	100	84	16
Susquehanna	9	1	9	0	19	16	3
Tioga	18	41	1	0	60	46	14
Venango	33	194	5	0	232	161	71
Warren	119	92	3	0	214	194	20
Wayne	43	109	5	0	157	108	49
<b><u>7th Class Counties</u></b>							
Juniata	10	17	1	0	28	17	11
Snyder	23	65	7	0	95	87	8
Union	8	41	13	0	62	47	15
Wyoming	7	1	1	0	9	9	0
<b><u>8th Class Counties</u></b>							
Cameron	0	2	0	0	2	2	0
Forest	16	1	0	0	17	0	17
Fulton	9	5	0	0	14	5	9
Montour	20	6	8	0	34	19	15
Potter	4	40	0	0	44	34	10
Sullivan	0	0	0	0	0	0	0

Magisterial District Judge - 2020 Private Summary Complaints Processed and Inactive

	Dismissed	%	Withdrawn	%	Guilty Plea	%	Trial Guilty	%	Pre-Dispositional Warrant	%	Trial Not Guilty	%
<b><u>2nd Class County</u></b>												
Allegheny	4,328	41.7	2,890	27.8	167	1.6	1,379	13.3	964	9.3	408	3.9
<b><u>2A Class Counties</u></b>												
Bucks	10	47.6	6	28.6	1	4.8	2	9.5	1	4.8	1	4.8
Delaware	153	69.9	26	11.9	2	0.9	25	11.4	4	1.8	5	2.3
Montgomery	82	42.1	70	35.9	3	1.5	21	10.8	10	5.1	9	4.6
<b><u>3rd Class Counties</u></b>												
Berks	64	18.4	59	17.0	25	7.2	51	14.7	111	31.9	34	9.8
Chester	9	37.5	3	12.5	2	8.3	4	16.7	1	4.2	3	12.5
Cumberland	75	19.0	84	21.3	22	5.6	166	42.0	18	4.6	9	2.3
Dauphin	236	41.5	99	17.4	45	7.9	132	23.2	31	5.4	20	3.5
Erie	200	32.5	42	6.8	191	31.0	41	6.7	133	21.6	4	0.6
Lackawanna	118	15.1	153	19.6	284	36.4	110	14.1	68	8.7	31	4.0
Lancaster	124	36.3	26	7.6	92	26.9	61	17.8	28	8.2	8	2.3
Lehigh	103	71.0	2	1.4	8	5.5	15	10.3	6	4.1	11	7.6
Luzerne	203	24.2	248	29.6	104	12.4	144	17.2	24	2.9	73	8.7
Northampton	51	22.1	81	35.1	8	3.5	62	26.8	15	6.5	10	4.3
Westmoreland	440	29.1	239	15.8	258	17.0	233	15.4	180	11.9	127	8.4
York	191	12.8	63	4.2	372	24.9	714	47.9	82	5.5	59	4.0
<b><u>4th Class Counties</u></b>												
Beaver	255	48.4	45	8.5	63	12.0	129	24.5	14	2.7	14	2.7
Butler	69	38.3	42	23.3	30	16.7	14	7.8	17	9.4	6	3.3
Cambria	81	18.4	114	25.9	92	20.9	131	29.7	8	1.8	10	2.3
Centre	73	54.1	6	4.4	6	4.4	41	30.4	0	--	9	6.7
Fayette	747	24.4	608	19.9	151	4.9	366	12.0	1,042	34.0	52	1.7
Franklin	31	11.9	103	39.5	39	14.9	49	18.8	17	6.5	19	7.3
Monroe	67	6.5	743	71.6	9	0.9	71	6.8	143	13.8	4	0.4
Schuylkill	2	14.3	5	35.7	5	35.7	0	--	2	14.3	0	--
Washington	454	84.5	34	6.3	16	3.0	12	2.2	9	1.7	4	0.7
<b><u>5th Class Counties</u></b>												
Adams	254	24.7	119	11.6	373	36.3	203	19.7	68	6.6	8	0.8
Blair	294	64.1	38	8.3	33	7.2	31	6.8	37	8.1	21	4.6
Lawrence	0	--	25	53.2	7	14.9	7	14.9	2	4.3	6	12.8
Lebanon	0	--	7	26.9	10	38.5	4	15.4	4	15.4	0	--
Lycoming	22	13.7	79	49.1	25	15.5	15	9.3	10	6.2	5	3.1
Mercer	82	9.9	352	42.5	98	11.8	137	16.5	88	10.6	64	7.7
Northumberland	81	14.2	225	39.4	24	4.2	145	25.4	83	14.5	12	2.1

Magisterial District Judge - 2020 Private Summary Complaints Processed and Inactive

	Post- Dispositional Other	% Uncategorized		Diversory Disposition	%	Pre-Dispositional Other	%	Cases Processed	
<b><u>2nd Class County</u></b>									
Allegheny	233	2.2	6	0.1	3	<0.1	1	<0.1	10,379
<b><u>2A Class Counties</u></b>									
Bucks	0	--	0	--	0	--	0	--	21
Delaware	1	0.5	3	1.4	0	--	0	--	219
Montgomery	0	--	0	--	0	--	0	--	195
<b><u>3rd Class Counties</u></b>									
Berks	1	0.3	2	0.6	1	0.3	0	--	348
Chester	0	--	2	8.3	0	--	0	--	24
Cumberland	2	0.5	19	4.8	0	--	0	--	395
Dauphin	1	0.2	5	0.9	0	--	0	--	569
Erie	4	0.6	1	0.2	0	--	0	--	616
Lackawanna	12	1.5	4	0.5	0	--	0	--	780
Lancaster	3	0.9	0	--	0	--	0	--	342
Lehigh	0	--	0	--	0	--	0	--	145
Luzerne	23	2.7	19	2.3	0	--	0	--	838
Northampton	0	--	2	0.9	2	0.9	0	--	231
Westmoreland	17	1.1	10	0.7	10	0.7	0	--	1,514
York	4	0.3	0	--	6	0.4	0	--	1,491
<b><u>4th Class Counties</u></b>									
Beaver	7	1.3	0	--	0	--	0	--	527
Butler	2	1.1	0	--	0	--	0	--	180
Cambria	5	1.1	0	--	0	--	0	--	441
Centre	0	--	0	--	0	--	0	--	135
Fayette	90	2.9	5	0.2	0	--	0	--	3,061
Franklin	1	0.4	1	0.4	1	0.4	0	--	261
Monroe	0	--	0	--	0	--	0	--	1,037
Schuylkill	0	--	0	--	0	--	0	--	14
Washington	7	1.3	1	0.2	0	--	0	--	537
<b><u>5th Class Counties</u></b>									
Adams	3	0.3	0	--	0	--	0	--	1,028
Blair	3	0.7	2	0.4	0	--	0	--	459
Lawrence	0	--	0	--	0	--	0	--	47
Lebanon	1	3.8	0	--	0	--	0	--	26
Lycoming	4	2.5	1	0.6	0	--	0	--	161
Mercer	3	0.4	4	0.5	0	--	0	--	828
Northumberland	1	0.2	0	--	0	--	0	--	571

Magisterial District Judge - 2020 Private Summary Complaints Processed and Inactive

	Dismissed	%	Withdrawn	%	Guilty Plea	%	Trial Guilty	%	Pre-Dispositional Warrant	%	Trial Not Guilty	%
<b><u>6th Class Counties</u></b>												
Armstrong	30	33.0	7	7.7	22	24.2	26	28.6	6	6.6	0	--
Bedford	1	1.3	22	29.3	35	46.7	8	10.7	0	--	8	10.7
Bradford	64	25.3	26	10.3	44	17.4	101	39.9	15	5.9	3	1.2
Carbon	31	43.1	22	30.6	2	2.8	12	16.7	1	1.4	4	5.6
Clarion	25	16.1	12	7.7	81	52.3	25	16.1	6	3.9	6	3.9
Clearfield	80	63.0	11	8.7	29	22.8	2	1.6	5	3.9	0	--
Clinton	0	--	0	--	3	50.0	1	16.7	2	33.3	0	--
Columbia	11	12.8	11	12.8	7	8.1	13	15.1	4	4.7	40	46.5
Crawford	2	3.0	14	21.2	31	47.0	7	10.6	10	15.2	1	1.5
Elk	0	--	28	38.4	10	13.7	22	30.1	5	6.8	2	2.7
Greene	84	29.4	19	6.6	41	14.3	80	28.0	35	12.2	22	7.7
Huntingdon	1	2.4	3	7.3	32	78.0	2	4.9	1	2.4	1	2.4
Indiana	59	54.1	3	2.8	7	6.4	23	21.1	6	5.5	10	9.2
Jefferson	16	7.0	29	12.7	123	53.7	14	6.1	42	18.3	4	1.7
McKean	62	34.6	6	3.4	28	15.6	63	35.2	6	3.4	14	7.8
Mifflin	4	6.3	3	4.8	38	60.3	5	7.9	12	19.0	1	1.6
Perry	1,343	93.7	18	1.3	50	3.5	3	0.2	12	0.8	0	--
Pike	54	67.5	7	8.8	3	3.8	10	12.5	5	6.3	1	1.3
Somerset	1	1.2	11	13.1	24	28.6	28	33.3	3	3.6	16	19.0
Susquehanna	3	18.8	8	50.0	4	25.0	0	--	1	6.3	0	--
Tioga	18	39.1	4	8.7	9	19.6	9	19.6	1	2.2	5	10.9
Venango	64	39.8	5	3.1	35	21.7	32	19.9	18	11.2	3	1.9
Warren	4	2.1	120	61.9	14	7.2	12	6.2	1	0.5	2	1.0
Wayne	25	23.1	44	40.7	16	14.8	9	8.3	10	9.3	4	3.7
<b><u>7th Class Counties</u></b>												
Juniata	0	--	2	11.8	14	82.4	0	--	1	5.9	0	--
Snyder	4	4.6	24	27.6	24	27.6	21	24.1	1	1.1	11	12.6
Union	20	42.6	12	25.5	5	10.6	7	14.9	3	6.4	0	--
Wyoming	0	--	0	--	6	66.7	3	33.3	0	--	0	--
<b><u>8th Class Counties</u></b>												
Cameron	0	--	0	--	2	100.0	0	--	0	--	0	--
Forest	0	--	0	--	0	--	0	--	0	--	0	--
Fulton	3	60.0	0	--	1	20.0	0	--	1	20.0	0	--
Montour	0	--	6	31.6	4	21.1	4	21.1	5	26.3	0	--
Potter	4	11.8	3	8.8	5	14.7	16	47.1	0	--	2	5.9
Sullivan	0	--	0	--	0	--	0	--	0	--	0	--



Magisterial District Judge - 2020 Private Summary Complaints Processed and Inactive

	Post- Dispositional Other	% Uncategorized		Diversory Disposition	%	Pre-Dispositional Other	%	Cases Processed
<b><u>6th Class Counties</u></b>								
Armstrong	0	--	0	--	0	--	0	91
Bedford	0	--	1	1.3	0	--	0	75
Bradford	0	--	0	--	0	--	0	253
Carbon	0	--	0	--	0	--	0	72
Clarion	0	--	0	--	0	--	0	155
Clearfield	0	--	0	--	0	--	0	127
Clinton	0	--	0	--	0	--	0	6
Columbia	0	--	0	--	0	--	0	86
Crawford	1	1.5	0	--	0	--	0	66
Elk	0	--	4	5.5	2	2.7	0	73
Greene	4	1.4	0	--	1	0.3	0	286
Huntingdon	0	--	1	2.4	0	--	0	41
Indiana	0	--	1	0.9	0	--	0	109
Jefferson	1	0.4	0	--	0	--	0	229
McKean	0	--	0	--	0	--	0	179
Mifflin	0	--	0	--	0	--	0	63
Perry	8	0.6	0	--	0	--	0	1,434
Pike	0	--	0	--	0	--	0	80
Somerset	0	--	1	1.2	0	--	0	84
Susquehanna	0	--	0	--	0	--	0	16
Tioga	0	--	0	--	0	--	0	46
Venango	4	2.5	0	--	0	--	0	161
Warren	0	--	1	0.5	40	20.6	0	194
Wayne	0	--	0	--	0	--	0	108
<b><u>7th Class Counties</u></b>								
Juniata	0	--	0	--	0	--	0	17
Snyder	1	1.1	1	1.1	0	--	0	87
Union	0	--	0	--	0	--	0	47
Wyoming	0	--	0	--	0	--	0	9
<b><u>8th Class Counties</u></b>								
Cameron	0	--	0	--	0	--	0	2
Forest	0	--	0	--	0	--	0	0
Fulton	0	--	0	--	0	--	0	5
Montour	0	--	0	--	0	--	0	19
Potter	0	--	3	8.8	1	2.9	0	34
Sullivan	0	--	0	--	0	--	0	0

Magisterial District Judge - 2020 Age of Pending Private Summary Complaints

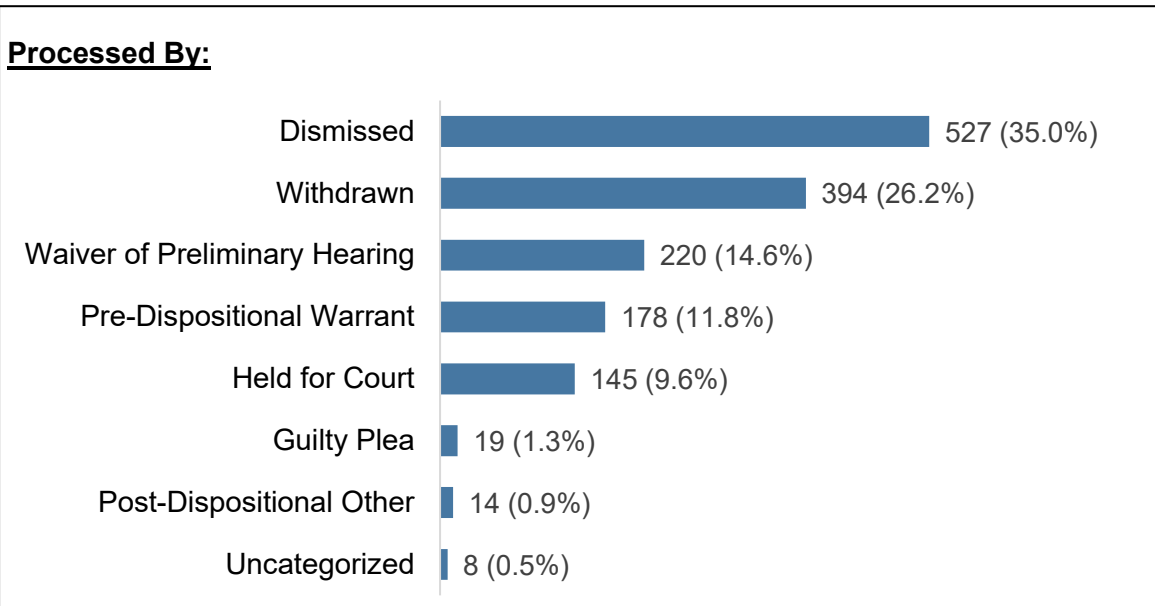
	0-60 Days	%	61-120 Days	%	121-180 Days	%	181-240 Days	%	241-300 Days	%	301-360 Days	%	Over 360 Days	%
<b><u>2nd Class County</u></b>														
Allegheny	1,692	37.6	802	17.8	386	8.6	64	1.4	41	0.9	218	4.8	1,295	28.8
<b><u>2A Class Counties</u></b>														
Bucks	0	--	0	--	0	--	1	33.3	0	--	2	66.7	0	--
Delaware	24	19.7	1	0.8	0	--	0	--	5	4.1	19	15.6	73	59.8
Montgomery	117	82.4	5	3.5	1	0.7	0	--	0	--	3	2.1	16	11.3
<b><u>3rd Class Counties</u></b>														
Berks	170	76.2	42	18.8	0	--	1	0.4	4	1.8	2	0.9	4	1.8
Chester	3	18.8	0	--	0	--	0	--	2	12.5	0	--	11	68.8
Cumberland	58	53.7	36	33.3	0	--	0	--	0	--	0	--	14	13.0
Dauphin	79	59.8	3	2.3	0	--	0	--	2	1.5	18	13.6	30	22.7
Erie	146	50.5	39	13.5	6	2.1	18	6.2	2	0.7	6	2.1	72	24.9
Lackawanna	78	13.9	10	1.8	1	0.2	20	3.6	115	20.5	46	8.2	292	52.0
Lancaster	69	88.5	7	9.0	0	--	0	--	1	1.3	0	--	1	1.3
Lehigh	8	29.6	9	33.3	1	3.7	0	--	0	--	3	11.1	6	22.2
Luzerne	299	18.6	22	1.4	30	1.9	5	0.3	10	0.6	25	1.6	1,215	75.7
Northampton	44	72.1	9	14.8	1	1.6	0	--	0	--	2	3.3	5	8.2
Westmoreland	186	25.8	90	12.5	28	3.9	16	2.2	5	0.7	12	1.7	384	53.3
York	182	38.6	255	54.1	7	1.5	2	0.4	0	--	3	0.6	22	4.7
<b><u>4th Class Counties</u></b>														
Beaver	140	46.8	49	16.4	2	0.7	0	--	6	2.0	8	2.7	94	31.4
Butler	12	32.4	3	8.1	9	24.3	4	10.8	0	--	0	--	9	24.3
Cambria	52	76.5	6	8.8	5	7.4	0	--	1	1.5	0	--	4	5.9
Centre	54	72.0	7	9.3	0	--	0	--	3	4.0	5	6.7	6	8.0
Fayette	464	54.2	266	31.1	36	4.2	19	2.2	0	--	5	0.6	66	7.7
Franklin	83	41.3	12	6.0	4	2.0	0	--	2	1.0	17	8.5	83	41.3
Monroe	70	38.0	77	41.8	4	2.2	0	--	2	1.1	13	7.1	18	9.8
Schuylkill	1	100.0	0	--	0	--	0	--	0	--	0	--	0	--
Washington	23	67.6	6	17.6	0	--	0	--	1	2.9	1	2.9	3	8.8
<b><u>5th Class Counties</u></b>														
Adams	129	55.8	77	33.3	6	2.6	2	0.9	7	3.0	5	2.2	5	2.2
Blair	21	23.9	14	15.9	2	2.3	8	9.1	2	2.3	7	8.0	34	38.6
Lawrence	16	84.2	1	5.3	0	--	0	--	0	--	0	--	2	10.5
Lebanon	7	87.5	0	--	1	12.5	0	--	0	--	0	--	0	--
Lycoming	20	42.6	4	8.5	0	--	0	--	10	21.3	8	17.0	5	10.6
Mercer	185	72.3	48	18.8	2	0.8	4	1.6	0	--	10	3.9	7	2.7
Northumberland	58	44.6	4	3.1	0	--	11	8.5	2	1.5	23	17.7	32	24.6

Magisterial District Judge - 2020 Age of Pending Private Summary Complaints

	0-60 Days	%	61-120 Days	%	121-180 Days	%	181-240 Days	%	241-300 Days	%	301-360 Days	%	Over 360 Days	%
<b><u>6th Class Counties</u></b>														
Armstrong	6	54.5	4	36.4	0	--	0	--	1	9.1	0	--	0	--
Bedford	7	30.4	2	8.7	1	4.3	0	--	0	--	2	8.7	11	47.8
Bradford	33	55.0	7	11.7	1	1.7	1	1.7	1	1.7	2	3.3	15	25.0
Carbon	19	79.2	3	12.5	0	--	0	--	1	4.2	0	--	1	4.2
Clarion	32	86.5	2	5.4	0	--	0	--	1	2.7	1	2.7	1	2.7
Clearfield	23	41.8	19	34.5	0	--	0	--	1	1.8	4	7.3	8	14.5
Clinton	0	--	1	100.0	0	--	0	--	0	--	0	--	0	--
Columbia	30	75.0	8	20.0	0	--	0	--	0	--	0	--	2	5.0
Crawford	8	13.6	4	6.8	0	--	0	--	0	--	0	--	47	79.7
Elk	10	90.9	1	9.1	0	--	0	--	0	--	0	--	0	--
Greene	24	28.9	16	19.3	26	31.3	0	--	0	--	6	7.2	11	13.3
Huntingdon	0	--	0	--	0	--	0	--	0	--	0	--	0	--
Indiana	26	61.9	5	11.9	3	7.1	1	2.4	0	--	1	2.4	6	14.3
Jefferson	4	33.3	6	50.0	0	--	0	--	0	--	2	16.7	0	--
McKean	26	59.1	5	11.4	0	--	0	--	0	--	4	9.1	9	20.5
Mifflin	2	28.6	2	28.6	1	14.3	0	--	0	--	0	--	2	28.6
Perry	5	100.0	0	--	0	--	0	--	0	--	0	--	0	--
Pike	51	86.4	2	3.4	0	--	0	--	0	--	5	8.5	1	1.7
Somerset	11	68.8	0	--	0	--	0	--	2	12.5	2	12.5	1	6.3
Susquehanna	0	--	0	--	0	--	0	--	0	--	0	--	3	100.0
Tioga	14	100.0	0	--	0	--	0	--	0	--	0	--	0	--
Venango	48	67.6	19	26.8	0	--	0	--	0	--	3	4.2	1	1.4
Warren	15	75.0	2	10.0	0	--	0	--	0	--	0	--	3	15.0
Wayne	11	22.4	24	49.0	0	--	0	--	0	--	1	2.0	13	26.5
<b><u>7th Class Counties</u></b>														
Juniata	1	9.1	1	9.1	0	--	0	--	1	9.1	0	--	8	72.7
Snyder	6	75.0	2	25.0	0	--	0	--	0	--	0	--	0	--
Union	10	66.7	3	20.0	0	--	0	--	0	--	0	--	2	13.3
Wyoming	0	--	0	--	0	--	0	--	0	--	0	--	0	--
<b><u>8th Class Counties</u></b>														
Cameron	0	--	0	--	0	--	0	--	0	--	0	--	0	--
Forest	0	--	0	--	0	--	0	--	0	--	1	5.9	16	94.1
Fulton	2	22.2	0	--	0	--	0	--	0	--	1	11.1	6	66.7
Montour	1	6.7	1	6.7	0	--	0	--	2	13.3	0	--	11	73.3
Potter	9	90.0	0	--	0	--	0	--	0	--	0	--	1	10.0
Sullivan	0	--	0	--	0	--	0	--	0	--	0	--	0	--

## 2020 Magisterial District Judge State Totals Private Criminal Complaints

Cases Pending 1/1/20	1,050	Age of Pending Cases		
New Cases Filed	1,141	<b>0-60 Days</b>	127	14.2%
Active Warrant Status Change	277	<b>61-120 Days</b>	76	8.5%
Closed Case Status Change	0	<b>121-180 Days</b>	53	5.9%
		<b>181-240 Days</b>	11	1.2%
<b>Cases Available for Processing</b>	<b>2,468</b>	<b>241-300 Days</b>	10	1.1%
		<b>301-360 Days</b>	13	1.5%
<b>Cases Processed and Inactive</b>	<b>1,505</b>	<b>Over 360 Days</b>	606	67.6%
<b>Cases Pending 12/31/20</b>	<b>896</b>	<b>Total</b>	<b>896</b>	



For the most recent data, visit the AOPC website at <http://www.pacourts.us/news-and-statistics/research-and-statistics/dashboard-table-of-contents/magisterial-district-courts-statewide-dashboard>

Magisterial District Judge - 2020 Private Criminal Complaints Available for Processing

	Cases Pending 1/1/20	New Cases Filed	Active Warrant Status Change	Closed Case Status Change	Cases Available for Processing	Cases Processed	Cases Pending 12/31/20
<b><u>2nd Class County</u></b>							
Allegheny	298	187	58	0	543	276	267
<b><u>2A Class Counties</u></b>							
Bucks	6	4	1	0	11	7	4
Delaware	34	13	2	0	49	34	15
Montgomery	13	2	0	0	15	2	13
<b><u>3rd Class Counties</u></b>							
Berks	1	0	2	0	3	2	1
Chester	7	7	0	0	14	5	9
Cumberland	11	12	4	0	27	15	12
Dauphin	19	42	7	0	68	47	21
Erie	39	214	18	0	271	213	57
Lackawanna	142	40	11	0	193	51	142
Lancaster	26	55	18	0	99	80	19
Lehigh	14	13	17	0	44	37	7
Luzerne	84	72	13	0	169	86	83
Northampton	9	17	2	0	28	22	6
Westmoreland	96	227	69	0	392	305	87
York	66	0	2	0	68	2	0
<b><u>4th Class Counties</u></b>							
Beaver	15	7	1	0	23	8	15
Butler	0	4	1	0	5	5	0
Cambria	11	11	0	0	22	14	8
Centre	1	0	0	0	1	0	1
Fayette	5	4	0	0	9	7	2
Franklin	13	7	3	0	23	10	13
Monroe	5	0	9	0	14	11	3
Schuylkill	0	1	0	0	1	1	0
Washington	16	18	2	0	36	20	16
<b><u>5th Class Counties</u></b>							
Adams	3	7	0	0	10	8	2
Blair	22	41	16	0	79	65	14
Lawrence	0	0	0	0	0	0	0
Lebanon	0	0	0	0	0	0	0
Lycoming	7	8	0	0	15	8	7
Mercer	1	0	1	0	2	1	1
Northumberland	0	3	0	0	3	3	0

Magisterial District Judge - 2020 Private Criminal Complaints Available for Processing

	Cases Pending 1/1/20	New Cases Filed	Active Warrant Status Change	Closed Case Status Change	Cases Available for Processing	Cases Processed	Cases Pending 12/31/20
<b><u>6th Class Counties</u></b>							
Armstrong	1	0	0	0	1	0	1
Bedford	2	1	0	0	3	2	1
Bradford	10	2	0	0	12	3	9
Carbon	0	0	0	0	0	0	0
Clarion	3	18	0	0	21	13	8
Clearfield	8	6	3	0	17	9	8
Clinton	0	0	1	0	1	1	0
Columbia	0	9	1	0	10	9	1
Crawford	2	3	0	0	5	4	1
Elk	0	0	0	0	0	0	0
Greene	4	12	3	0	19	17	2
Huntingdon	0	1	0	0	1	1	0
Indiana	2	0	0	0	2	0	2
Jefferson	10	14	1	0	25	19	6
McKean	10	16	7	0	33	28	5
Mifflin	3	8	0	0	11	11	0
Perry	1	1	0	0	2	1	1
Pike	0	0	1	0	1	1	0
Somerset	7	22	1	0	30	27	3
Susquehanna	0	0	0	0	0	0	0
Tioga	3	0	0	0	3	0	3
Venango	0	0	0	0	0	0	0
Warren	3	1	0	0	4	1	3
Wayne	12	4	1	0	17	5	12
<b><u>7th Class Counties</u></b>							
Juniata	1	2	0	0	3	1	2
Snyder	0	0	0	0	0	0	0
Union	0	0	0	0	0	0	0
Wyoming	0	3	0	0	3	3	0
<b><u>8th Class Counties</u></b>							
Cameron	0	0	0	0	0	0	0
Forest	0	0	0	0	0	0	0
Fulton	1	0	0	0	1	1	0
Montour	3	2	1	0	6	3	3
Potter	0	0	0	0	0	0	0
Sullivan	0	0	0	0	0	0	0

Magisterial District Judge - 2020 Private Criminal Complaints Processed and Inactive

	Dismissed	%	Waiver of Preliminary Hearing	%	Withdrawn	%	Held for Court	%	Pre-Dispositional Warrant	%
<b><u>2nd Class County</u></b>										
Allegheny	148	53.6	9	3.3	82	29.7	21	7.6	15	5.4
<b><u>2A Class Counties</u></b>										
Bucks	2	28.6	0	--	1	14.3	4	57.1	0	--
Delaware	11	32.4	0	--	12	35.3	7	20.6	1	2.9
Montgomery	0	--	0	--	2	100.0	0	--	0	--
<b><u>3rd Class Counties</u></b>										
Berks	0	--	0	--	2	100.0	0	--	0	--
Chester	1	20.0	0	--	4	80.0	0	--	0	--
Cumberland	4	26.7	2	13.3	4	26.7	1	6.7	1	6.7
Dauphin	13	27.7	4	8.5	8	17.0	15	31.9	5	10.6
Erie	100	46.9	22	10.3	37	17.4	8	3.8	38	17.8
Lackawanna	17	33.3	9	17.6	18	35.3	0	--	6	11.8
Lancaster	14	17.5	15	18.8	16	20.0	5	6.3	26	32.5
Lehigh	9	24.3	2	5.4	15	40.5	5	13.5	4	10.8
Luzerne	50	58.1	7	8.1	7	8.1	13	15.1	5	5.8
Northampton	3	13.6	5	22.7	10	45.5	3	13.6	1	4.5
Westmoreland	50	16.4	104	34.1	86	28.2	2	0.7	60	19.7
York	0	--	0	--	1	50.0	1	50.0	0	--
<b><u>4th Class Counties</u></b>										
Beaver	7	87.5	0	--	1	12.5	0	--	0	--
Butler	4	80.0	0	--	0	--	1	20.0	0	--
Cambria	5	35.7	1	7.1	3	21.4	3	21.4	1	7.1
Centre	0	--	0	--	0	--	0	--	0	--
Fayette	3	42.9	2	28.6	2	28.6	0	--	0	--
Franklin	4	40.0	2	20.0	2	20.0	0	--	1	10.0
Monroe	0	--	0	--	11	100.0	0	--	0	--
Schuylkill	0	--	0	--	1	100.0	0	--	0	--
Washington	2	10.0	0	--	4	20.0	11	55.0	1	5.0
<b><u>5th Class Counties</u></b>										
Adams	1	12.5	3	37.5	3	37.5	1	12.5	0	--
Blair	9	13.8	14	21.5	25	38.5	13	20.0	4	6.2
Lawrence	0	--	0	--	0	--	0	--	0	--
Lebanon	0	--	0	--	0	--	0	--	0	--
Lycoming	4	50.0	1	12.5	1	12.5	2	25.0	0	--
Mercer	1	100.0	0	--	0	--	0	--	0	--
Northumberland	0	--	1	33.3	2	66.7	0	--	0	--

Magisterial District Judge - 2020 Private Criminal Complaints Processed and Inactive

	Guilty Plea	%	Uncategorized	%	Post-Dispositional Other	%	Cases Processed
<b><u>2nd Class County</u></b>							
Allegheny	0	--	0	--	1	0.4	276
<b><u>2A Class Counties</u></b>							
Bucks	0	--	0	--	0	--	7
Delaware	0	--	1	2.9	2	5.9	34
Montgomery	0	--	0	--	0	--	2
<b><u>3rd Class Counties</u></b>							
Berks	0	--	0	--	0	--	2
Chester	0	--	0	--	0	--	5
Cumberland	1	6.7	0	--	2	13.3	15
Dauphin	1	2.1	0	--	1	2.1	47
Erie	6	2.8	1	0.5	1	0.5	213
Lackawanna	1	2.0	0	--	0	--	51
Lancaster	2	2.5	0	--	2	2.5	80
Lehigh	1	2.7	0	--	1	2.7	37
Luzerne	1	1.2	2	2.3	1	1.2	86
Northampton	0	--	0	--	0	--	22
Westmoreland	0	--	2	0.7	1	0.3	305
York	0	--	0	--	0	--	2
<b><u>4th Class Counties</u></b>							
Beaver	0	--	0	--	0	--	8
Butler	0	--	0	--	0	--	5
Cambria	1	7.1	0	--	0	--	14
Centre	0	--	0	--	0	--	0
Fayette	0	--	0	--	0	--	7
Franklin	0	--	1	10.0	0	--	10
Monroe	0	--	0	--	0	--	11
Schuylkill	0	--	0	--	0	--	1
Washington	0	--	1	5.0	1	5.0	20
<b><u>5th Class Counties</u></b>							
Adams	0	--	0	--	0	--	8
Blair	0	--	0	--	0	--	65
Lawrence	0	--	0	--	0	--	0
Lebanon	0	--	0	--	0	--	0
Lycoming	0	--	0	--	0	--	8
Mercer	0	--	0	--	0	--	1
Northumberland	0	--	0	--	0	--	3



Magisterial District Judge - 2020 Private Criminal Complaints Processed and Inactive

	Dismissed	%	Waiver of Preliminary Hearing	%	Withdrawn	%	Held for Court	%	Pre-Dispositional Warrant	%
<b><u>6th Class Counties</u></b>										
Armstrong	0	--	0	--	0	--	0	--	0	--
Bedford	0	--	1	50.0	1	50.0	0	--	0	--
Bradford	0	--	0	--	1	33.3	0	--	1	33.3
Carbon	0	--	0	--	0	--	0	--	0	--
Clarion	7	53.8	1	7.7	2	15.4	0	--	1	7.7
Clearfield	6	66.7	0	--	1	11.1	0	--	1	11.1
Clinton	1	100.0	0	--	0	--	0	--	0	--
Columbia	2	22.2	4	44.4	0	--	3	33.3	0	--
Crawford	4	100.0	0	--	0	--	0	--	0	--
Elk	0	--	0	--	0	--	0	--	0	--
Greene	10	58.8	0	--	2	11.8	5	29.4	0	--
Huntingdon	0	--	0	--	1	100.0	0	--	0	--
Indiana	0	--	0	--	0	--	0	--	0	--
Jefferson	1	5.3	5	26.3	6	31.6	7	36.8	0	--
McKean	20	71.4	0	--	3	10.7	1	3.6	3	10.7
Mifflin	4	36.4	1	9.1	0	--	4	36.4	2	18.2
Perry	1	100.0	0	--	0	--	0	--	0	--
Pike	1	100.0	0	--	0	--	0	--	0	--
Somerset	4	14.8	3	11.1	11	40.7	8	29.6	1	3.7
Susquehanna	0	--	0	--	0	--	0	--	0	--
Tioga	0	--	0	--	0	--	0	--	0	--
Venango	0	--	0	--	0	--	0	--	0	--
Warren	1	100.0	0	--	0	--	0	--	0	--
Wayne	1	20.0	1	20.0	2	40.0	0	--	0	--
<b><u>7th Class Counties</u></b>										
Juniata	1	100.0	0	--	0	--	0	--	0	--
Snyder	0	--	0	--	0	--	0	--	0	--
Union	0	--	0	--	0	--	0	--	0	--
Wyoming	0	--	0	--	3	100.0	0	--	0	--
<b><u>8th Class Counties</u></b>										
Cameron	0	--	0	--	0	--	0	--	0	--
Forest	0	--	0	--	0	--	0	--	0	--
Fulton	0	--	1	100.0	0	--	0	--	0	--
Montour	1	33.3	0	--	1	33.3	1	33.3	0	--
Potter	0	--	0	--	0	--	0	--	0	--
Sullivan	0	--	0	--	0	--	0	--	0	--

Magisterial District Judge - 2020 Private Criminal Complaints Processed and Inactive

	Guilty Plea	%	Uncategorized	%	Post-Dispositional Other	%	Cases Processed
<b><u>6th Class Counties</u></b>							
Armstrong	0	--	0	--	0	--	0
Bedford	0	--	0	--	0	--	2
Bradford	1	33.3	0	--	0	--	3
Carbon	0	--	0	--	0	--	0
Clarion	2	15.4	0	--	0	--	13
Clearfield	0	--	0	--	1	11.1	9
Clinton	0	--	0	--	0	--	1
Columbia	0	--	0	--	0	--	9
Crawford	0	--	0	--	0	--	4
Elk	0	--	0	--	0	--	0
Greene	0	--	0	--	0	--	17
Huntingdon	0	--	0	--	0	--	1
Indiana	0	--	0	--	0	--	0
Jefferson	0	--	0	--	0	--	19
McKean	1	3.6	0	--	0	--	28
Mifflin	0	--	0	--	0	--	11
Perry	0	--	0	--	0	--	1
Pike	0	--	0	--	0	--	1
Somerset	0	--	0	--	0	--	27
Susquehanna	0	--	0	--	0	--	0
Tioga	0	--	0	--	0	--	0
Venango	0	--	0	--	0	--	0
Warren	0	--	0	--	0	--	1
Wayne	1	20.0	0	--	0	--	5
<b><u>7th Class Counties</u></b>							
Juniata	0	--	0	--	0	--	1
Snyder	0	--	0	--	0	--	0
Union	0	--	0	--	0	--	0
Wyoming	0	--	0	--	0	--	3
<b><u>8th Class Counties</u></b>							
Cameron	0	--	0	--	0	--	0
Forest	0	--	0	--	0	--	0
Fulton	0	--	0	--	0	--	1
Montour	0	--	0	--	0	--	3
Potter	0	--	0	--	0	--	0
Sullivan	0	--	0	--	0	--	0

Magisterial District Judge - 2020 Age of Pending Private Criminal Complaints

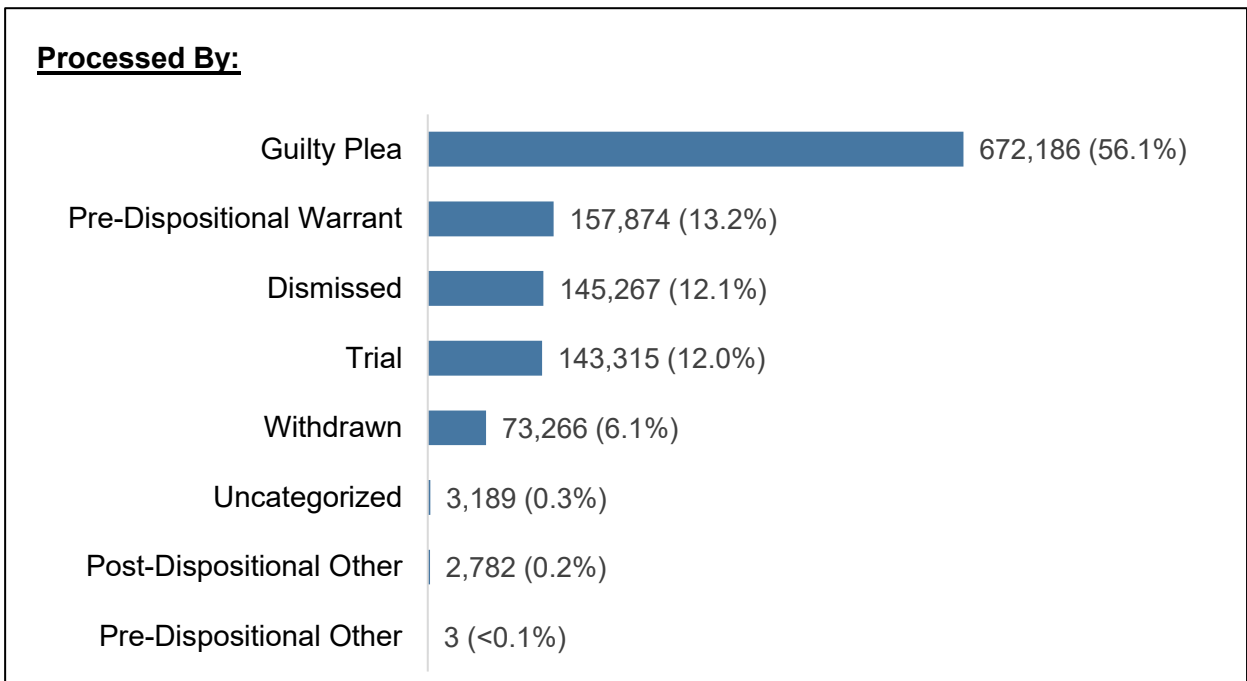
	0-60 Days	%	61-120 Days	%	121-180 Days	%	181-240 Days	%	241-300 Days	%	301-360 Days	%	Over 360 Days	%
<b><u>2nd Class County</u></b>														
Allegheny	35	13.1	22	8.2	14	5.2	2	0.7	2	0.7	4	1.5	188	70.4
<b><u>2A Class Counties</u></b>														
Bucks	0	--	1	25.0	0	--	2	50.0	0	--	0	--	1	25.0
Delaware	0	--	0	--	0	--	0	--	0	--	1	6.7	14	93.3
Montgomery	0	--	0	--	0	--	0	--	0	--	0	--	13	100.0
<b><u>3rd Class Counties</u></b>														
Berks	0	--	0	--	0	--	0	--	0	--	0	--	1	100.0
Chester	3	33.3	0	--	0	--	0	--	1	11.1	1	11.1	4	44.4
Cumberland	1	8.3	5	41.7	1	8.3	0	--	0	--	0	--	5	41.7
Dauphin	2	9.5	2	9.5	0	--	1	4.8	0	--	0	--	16	76.2
Erie	28	49.1	16	28.1	5	8.8	2	3.5	1	1.8	0	--	5	8.8
Lackawanna	2	1.4	3	2.1	2	1.4	0	--	0	--	0	--	135	95.1
Lancaster	5	26.3	3	15.8	1	5.3	0	--	1	5.3	0	--	9	47.4
Lehigh	0	--	1	14.3	1	14.3	0	--	0	--	2	28.6	3	42.9
Luzerne	2	2.4	3	3.6	15	18.1	1	1.2	2	2.4	2	2.4	58	69.9
Northampton	0	--	0	--	0	--	0	--	0	--	0	--	6	100.0
Westmoreland	20	23.0	11	12.6	11	12.6	2	2.3	1	1.1	3	3.4	39	44.8
York	0	--	0	--	0	--	0	--	0	--	0	--	0	--
<b><u>4th Class Counties</u></b>														
Beaver	0	--	3	20.0	0	--	0	--	0	--	0	--	12	80.0
Butler	0	--	0	--	0	--	0	--	0	--	0	--	0	--
Cambria	1	12.5	0	--	0	--	0	--	0	--	0	--	7	87.5
Centre	0	--	0	--	0	--	0	--	0	--	0	--	1	100.0
Fayette	0	--	1	50.0	0	--	0	--	0	--	0	--	1	50.0
Franklin	1	7.7	0	--	0	--	0	--	0	--	0	--	12	92.3
Monroe	0	--	0	--	0	--	0	--	0	--	0	--	3	100.0
Schuylkill	0	--	0	--	0	--	0	--	0	--	0	--	0	--
Washington	5	31.3	0	--	0	--	0	--	0	--	0	--	11	68.8
<b><u>5th Class Counties</u></b>														
Adams	2	100.0	0	--	0	--	0	--	0	--	0	--	0	--
Blair	5	35.7	2	14.3	0	--	0	--	2	14.3	0	--	5	35.7
Lawrence	0	--	0	--	0	--	0	--	0	--	0	--	0	--
Lebanon	0	--	0	--	0	--	0	--	0	--	0	--	0	--
Lycoming	0	--	1	14.3	2	28.6	0	--	0	--	0	--	4	57.1
Mercer	0	--	0	--	0	--	0	--	0	--	0	--	1	100.0
Northumberland	0	--	0	--	0	--	0	--	0	--	0	--	0	--

Magisterial District Judge - 2020 Age of Pending Private Criminal Complaints

	0-60 Days	%	61-120 Days	%	121-180 Days	%	181-240 Days	%	241-300 Days	%	301-360 Days	%	Over 360 Days	%
<b><u>6th Class Counties</u></b>														
Armstrong	0	--	0	--	0	--	0	--	0	--	0	--	1	100.0
Bedford	0	--	0	--	0	--	0	--	0	--	0	--	1	100.0
Bradford	0	--	0	--	0	--	0	--	0	--	0	--	9	100.0
Carbon	0	--	0	--	0	--	0	--	0	--	0	--	0	--
Clarion	5	62.5	2	25.0	0	--	0	--	0	--	0	--	1	12.5
Clearfield	1	12.5	0	--	0	--	0	--	0	--	0	--	7	87.5
Clinton	0	--	0	--	0	--	0	--	0	--	0	--	0	--
Columbia	1	100.0	0	--	0	--	0	--	0	--	0	--	0	--
Crawford	0	--	0	--	0	--	0	--	0	--	0	--	1	100.0
Elk	0	--	0	--	0	--	0	--	0	--	0	--	0	--
Greene	0	--	0	--	1	50.0	1	50.0	0	--	0	--	0	--
Huntingdon	0	--	0	--	0	--	0	--	0	--	0	--	0	--
Indiana	0	--	0	--	0	--	0	--	0	--	0	--	2	100.0
Jefferson	1	16.7	0	--	0	--	0	--	0	--	0	--	5	83.3
McKean	1	20.0	0	--	0	--	0	--	0	--	0	--	4	80.0
Mifflin	0	--	0	--	0	--	0	--	0	--	0	--	0	--
Perry	0	--	0	--	0	--	0	--	0	--	0	--	1	100.0
Pike	0	--	0	--	0	--	0	--	0	--	0	--	0	--
Somerset	3	100.0	0	--	0	--	0	--	0	--	0	--	0	--
Susquehanna	0	--	0	--	0	--	0	--	0	--	0	--	0	--
Tioga	0	--	0	--	0	--	0	--	0	--	0	--	3	100.0
Venango	0	--	0	--	0	--	0	--	0	--	0	--	0	--
Warren	1	33.3	0	--	0	--	0	--	0	--	0	--	2	66.7
Wayne	1	8.3	0	--	0	--	0	--	0	--	0	--	11	91.7
<b><u>7th Class Counties</u></b>														
Juniata	1	50.0	0	--	0	--	0	--	0	--	0	--	1	50.0
Snyder	0	--	0	--	0	--	0	--	0	--	0	--	0	--
Union	0	--	0	--	0	--	0	--	0	--	0	--	0	--
Wyoming	0	--	0	--	0	--	0	--	0	--	0	--	0	--
<b><u>8th Class Counties</u></b>														
Cameron	0	--	0	--	0	--	0	--	0	--	0	--	0	--
Forest	0	--	0	--	0	--	0	--	0	--	0	--	0	--
Fulton	0	--	0	--	0	--	0	--	0	--	0	--	0	--
Montour	0	--	0	--	0	--	0	--	0	--	0	--	3	100.0
Potter	0	--	0	--	0	--	0	--	0	--	0	--	0	--
Sullivan	0	--	0	--	0	--	0	--	0	--	0	--	0	--

## 2020 Magisterial District Judge State Totals Traffic

Cases Pending 1/1/20		Age of Pending Cases		
New Cases Filed	1,054,316	<b>0-60 Days</b>	96,530	35.8%
Active Warrant Status Change	166,006	<b>61-120 Days</b>	46,703	17.3%
Closed Case Status Change	14	<b>121-180 Days</b>	20,789	7.7%
<b>Cases Available for Processing</b>	<b>1,467,775</b>	<b>181-240 Days</b>	12,081	4.5%
		<b>241-300 Days</b>	9,165	3.4%
		<b>301-360 Days</b>	16,891	6.3%
<b>Cases Processed and Inactive</b>	<b>1,197,882</b>	<b>Over 360 Days</b>	67,734	25.1%
<b>Cases Pending 12/31/20</b>	<b>269,893</b>	<b>Total</b>	<b>269,893</b>	



\* Trial Guilty            94,086    (65.6%)  
 Trial Not Guilty        49,229    (34.4%)

For the most recent data, visit the AOPC website at <http://www.pacourts.us/news-and-statistics/research-and-statistics/dashboard-table-of-contents/magisterial-district-courts-statewide-dashboard>

Magisterial District Judge - 2020 Traffic Available for Processing

	Cases Pending 1/1/20	New Cases Filed	Active Warrant Status Change	Closed Case Status Change	Cases Available for Processing	Cases Processed	Cases Pending 12/31/20
<b><u>2nd Class County</u></b>							
Allegheny	50,747	78,966	10,431	1	140,145	98,017	42,128
<b><u>2A Class Counties</u></b>							
Bucks	8,464	41,997	6,519	1	56,981	51,332	5,649
Delaware	21,359	55,647	25,595	0	102,601	55,050	47,551
Montgomery	27,630	72,956	13,951	2	114,539	81,024	33,515
<b><u>3rd Class Counties</u></b>							
Berks	4,743	33,460	5,255	0	43,458	39,625	3,833
Chester	7,722	45,037	9,356	1	62,116	56,423	5,693
Cumberland	3,097	27,505	2,677	2	33,281	30,743	2,538
Dauphin	10,094	37,299	5,998	0	53,391	41,782	11,609
Erie	3,095	20,399	1,404	0	24,898	21,293	3,605
Lackawanna	21,270	17,263	3,752	0	42,285	23,358	18,927
Lancaster	13,718	55,082	11,553	1	80,354	67,301	13,053
Lehigh	5,713	59,690	13,001	0	78,404	61,631	16,773
Luzerne	8,013	40,476	10,061	0	58,550	48,082	10,468
Northampton	4,728	33,178	5,112	0	43,018	36,637	6,381
Westmoreland	5,408	25,972	3,362	0	34,742	30,652	4,090
York	3,878	42,931	3,616	1	50,426	46,844	3,582
<b><u>4th Class Counties</u></b>							
Beaver	4,248	15,785	2,678	0	22,711	19,268	3,443
Butler	1,768	12,390	392	0	14,550	13,130	1,420
Cambria	948	7,035	315	0	8,298	7,821	477
Centre	658	10,490	1,135	2	12,285	11,727	558
Fayette	1,648	10,726	890	0	13,264	11,622	1,642
Franklin	1,557	12,030	693	0	14,280	13,113	1,167
Monroe	5,058	23,189	5,245	0	33,492	30,154	3,338
Schuylkill	3,110	15,372	2,222	0	20,704	18,650	2,054
Washington	4,867	18,449	4,185	0	27,501	23,974	3,527
<b><u>5th Class Counties</u></b>							
Adams	1,066	11,883	422	0	13,371	12,543	828
Blair	1,107	9,721	862	0	11,690	10,775	915
Lawrence	1,770	7,970	708	0	10,448	9,035	1,413
Lebanon	1,540	16,678	2,213	0	20,431	18,460	1,971
Lycoming	887	6,719	464	0	8,070	7,447	623
Mercer	518	6,532	520	0	7,570	7,208	362
Northumberland	1,105	7,926	1,207	0	10,238	9,022	1,216

Magisterial District Judge - 2020 Traffic Available for Processing

	Cases Pending 1/1/20	New Cases Filed	Active Warrant Status Change	Closed Case Status Change	Cases Available for Processing	Cases Processed	Cases Pending 12/31/20
<b><u>6th Class Counties</u></b>							
Armstrong	515	4,103	483	0	5,101	4,472	629
Bedford	801	10,833	951	0	12,585	11,840	745
Bradford	429	3,766	123	0	4,318	3,859	459
Carbon	1,491	13,762	1,195	0	16,448	15,019	1,429
Clarion	620	6,517	319	0	7,456	7,036	420
Clearfield	639	9,370	323	0	10,332	9,745	587
Clinton	483	7,027	598	0	8,108	7,546	562
Columbia	902	8,941	1,020	0	10,863	9,808	1,055
Crawford	506	5,942	236	0	6,684	6,249	435
Elk	152	2,586	88	0	2,826	2,676	150
Greene	669	4,803	401	0	5,873	5,193	680
Huntingdon	286	5,609	94	1	5,990	5,720	270
Indiana	887	8,570	435	0	9,892	9,247	645
Jefferson	424	7,068	241	0	7,733	7,263	470
McKean	587	4,985	215	0	5,787	5,051	736
Mifflin	137	3,425	96	0	3,658	3,465	193
Perry	389	3,900	246	0	4,535	4,244	291
Pike	803	5,859	528	0	7,190	6,524	666
Somerset	715	10,535	505	0	11,755	11,345	410
Susquehanna	837	6,556	362	0	7,755	6,517	1,238
Tioga	415	3,939	215	0	4,569	4,301	268
Venango	408	5,664	223	0	6,295	5,809	486
Warren	410	3,666	71	0	4,147	3,864	283
Wayne	397	3,169	180	0	3,746	3,339	407
<b><u>7th Class Counties</u></b>							
Juniata	230	3,435	112	0	3,777	3,442	335
Snyder	298	2,662	161	0	3,121	2,934	187
Union	275	3,952	197	0	4,424	4,113	311
Wyoming	436	3,341	76	0	3,853	3,296	557
<b><u>8th Class Counties</u></b>							
Cameron	34	630	18	0	682	613	69
Forest	139	1,260	12	0	1,411	1,274	137
Fulton	272	3,680	271	2	4,225	4,092	133
Montour	141	1,081	127	0	1,349	1,190	159
Potter	131	2,058	50	0	2,239	2,156	83
Sullivan	47	869	40	0	956	897	59

Magisterial District Judge - 2020 Traffic Processed and Inactive

	Guilty Plea	%	Pre-Dispositional Warrant	% Dismissed	%	Trial Guilty	%	Withdrawn	%	
<b><u>2nd Class County</u></b>										
Allegheny	38,162	38.9	14,108	14.4	17,663	18.0	13,666	13.9	4,852	5.0
<b><u>2A Class Counties</u></b>										
Bucks	26,434	51.5	5,032	9.8	5,354	10.4	5,771	11.2	4,796	9.3
Delaware	20,484	37.2	4,970	9.0	23,827	43.3	1,975	3.6	2,595	4.7
Montgomery	35,220	43.5	12,045	14.9	14,617	18.0	7,217	8.9	9,211	11.4
<b><u>3rd Class Counties</u></b>										
Berks	24,096	60.8	5,624	14.2	2,504	6.3	2,882	7.3	2,203	5.6
Chester	31,611	56.0	8,402	14.9	7,480	13.3	2,571	4.6	3,767	6.7
Cumberland	22,264	72.4	3,080	10.0	1,410	4.6	2,009	6.5	1,611	5.2
Dauphin	23,367	55.9	10,525	25.2	1,332	3.2	3,172	7.6	1,760	4.2
Erie	13,650	64.1	2,243	10.5	2,246	10.5	1,471	6.9	1,443	6.8
Lackawanna	9,301	39.8	2,540	10.9	8,157	34.9	1,225	5.2	1,159	5.0
Lancaster	32,544	48.4	13,868	20.6	7,598	11.3	3,540	5.3	7,622	11.3
Lehigh	25,104	40.7	19,363	31.4	11,943	19.4	3,013	4.9	882	1.4
Luzerne	21,709	45.1	5,822	12.1	7,030	14.6	4,914	10.2	3,714	7.7
Northampton	20,685	56.5	5,442	14.9	3,998	10.9	2,874	7.8	1,978	5.4
Westmoreland	16,056	52.4	2,821	9.2	3,654	11.9	3,409	11.1	2,455	8.0
York	35,627	76.1	3,860	8.2	1,052	2.2	3,565	7.6	1,602	3.4
<b><u>4th Class Counties</u></b>										
Beaver	8,083	42.0	1,074	5.6	4,803	24.9	3,346	17.4	736	3.8
Butler	8,593	65.4	612	4.7	381	2.9	1,858	14.2	418	3.2
Cambria	5,328	68.1	440	5.6	533	6.8	686	8.8	561	7.2
Centre	9,248	78.9	905	7.7	455	3.9	561	4.8	323	2.8
Fayette	6,711	57.7	1,262	10.9	1,470	12.6	1,283	11.0	612	5.3
Franklin	10,631	81.1	620	4.7	428	3.3	714	5.4	580	4.4
Monroe	15,945	52.9	6,476	21.5	2,813	9.3	1,329	4.4	2,544	8.4
Schuylkill	11,867	63.6	2,500	13.4	668	3.6	1,470	7.9	1,259	6.8
Washington	10,702	44.6	2,653	11.1	3,544	14.8	3,282	13.7	478	2.0
<b><u>5th Class Counties</u></b>										
Adams	10,414	83.0	627	5.0	222	1.8	741	5.9	430	3.4
Blair	7,593	70.5	808	7.5	374	3.5	571	5.3	934	8.7
Lawrence	5,401	59.8	772	8.5	649	7.2	812	9.0	609	6.7
Lebanon	13,054	70.7	2,849	15.4	292	1.6	932	5.0	992	5.4
Lycoming	5,971	80.2	326	4.4	106	1.4	349	4.7	560	7.5
Mercer	5,177	71.8	588	8.2	294	4.1	474	6.6	530	7.4
Northumberland	5,660	62.7	1,801	20.0	456	5.1	399	4.4	556	6.2



Magisterial District Judge - 2020 Traffic Processed and Inactive

	Trial Not Guilty	%	Uncategorized	%	Post-Dispositional Other	%	Pre-Dispositional Other	%	Cases Processed
<b><u>2nd Class County</u></b>									
Allegheny	8,710	8.9	246	0.3	610	0.6	0	--	98,017
<b><u>2A Class Counties</u></b>									
Bucks	3,564	6.9	236	0.5	145	0.3	0	--	51,332
Delaware	891	1.6	152	0.3	154	0.3	2	<0.1	55,050
Montgomery	2,278	2.8	272	0.3	164	0.2	0	--	81,024
<b><u>3rd Class Counties</u></b>									
Berks	2,139	5.4	90	0.2	87	0.2	0	--	39,625
Chester	2,448	4.3	84	0.1	60	0.1	0	--	56,423
Cumberland	265	0.9	45	0.1	59	0.2	0	--	30,743
Dauphin	1,321	3.2	265	0.6	40	0.1	0	--	41,782
Erie	155	0.7	51	0.2	34	0.2	0	--	21,293
Lackawanna	916	3.9	22	0.1	38	0.2	0	--	23,358
Lancaster	1,902	2.8	42	0.1	185	0.3	0	--	67,301
Lehigh	1,116	1.8	58	0.1	152	0.2	0	--	61,631
Luzerne	4,741	9.9	93	0.2	59	0.1	0	--	48,082
Northampton	1,535	4.2	31	0.1	94	0.3	0	--	36,637
Westmoreland	1,631	5.3	529	1.7	97	0.3	0	--	30,652
York	884	1.9	173	0.4	81	0.2	0	--	46,844
<b><u>4th Class Counties</u></b>									
Beaver	1,086	5.6	20	0.1	120	0.6	0	--	19,268
Butler	1,242	9.5	6	<0.1	20	0.2	0	--	13,130
Cambria	240	3.1	16	0.2	17	0.2	0	--	7,821
Centre	198	1.7	31	0.3	6	0.1	0	--	11,727
Fayette	226	1.9	22	0.2	36	0.3	0	--	11,622
Franklin	88	0.7	38	0.3	14	0.1	0	--	13,113
Monroe	976	3.2	7	<0.1	63	0.2	1	<0.1	30,154
Schuylkill	803	4.3	42	0.2	41	0.2	0	--	18,650
Washington	3,163	13.2	52	0.2	100	0.4	0	--	23,974
<b><u>5th Class Counties</u></b>									
Adams	96	0.8	0	--	13	0.1	0	--	12,543
Blair	415	3.9	54	0.5	26	0.2	0	--	10,775
Lawrence	742	8.2	23	0.3	27	0.3	0	--	9,035
Lebanon	293	1.6	26	0.1	22	0.1	0	--	18,460
Lycoming	118	1.6	9	0.1	8	0.1	0	--	7,447
Mercer	117	1.6	14	0.2	14	0.2	0	--	7,208
Northumberland	109	1.2	11	0.1	30	0.3	0	--	9,022

Magisterial District Judge - 2020 Traffic Processed and Inactive

	Guilty Plea	%	Pre-Dispositional Warrant	%	Dismissed	%	Trial Guilty	%	Withdrawn	%
<b><u>6th Class Counties</u></b>										
Armstrong	2,639	59.0	373	8.3	293	6.6	577	12.9	275	6.1
Bedford	9,237	78.0	1,209	10.2	2	<0.1	335	2.8	925	7.8
Bradford	2,882	74.7	153	4.0	350	9.1	350	9.1	86	2.2
Carbon	9,605	64.0	1,868	12.4	1,016	6.8	1,578	10.5	410	2.7
Clarion	4,999	71.0	516	7.3	528	7.5	507	7.2	286	4.1
Clearfield	7,757	79.6	736	7.6	422	4.3	461	4.7	287	2.9
Clinton	5,603	74.3	872	11.6	385	5.1	196	2.6	355	4.7
Columbia	6,661	67.9	938	9.6	100	1.0	470	4.8	1,381	14.1
Crawford	4,442	71.1	417	6.7	348	5.6	544	8.7	367	5.9
Elk	2,175	81.3	122	4.6	10	0.4	116	4.3	184	6.9
Greene	2,995	57.7	528	10.2	394	7.6	848	16.3	119	2.3
Huntingdon	4,946	86.5	316	5.5	25	0.4	233	4.1	122	2.1
Indiana	7,408	80.1	540	5.8	223	2.4	526	5.7	190	2.1
Jefferson	5,869	80.8	333	4.6	267	3.7	246	3.4	403	5.5
McKean	3,252	64.4	288	5.7	448	8.9	540	10.7	241	4.8
Mifflin	3,026	87.3	123	3.5	5	0.1	128	3.7	137	4.0
Perry	3,453	81.4	249	5.9	81	1.9	171	4.0	168	4.0
Pike	3,986	61.1	653	10.0	407	6.2	627	9.6	581	8.9
Somerset	9,093	80.1	749	6.6	5	<0.1	748	6.6	395	3.5
Susquehanna	3,879	59.5	712	10.9	321	4.9	469	7.2	272	4.2
Tioga	3,127	72.7	272	6.3	472	11.0	162	3.8	214	5.0
Venango	4,177	71.9	279	4.8	367	6.3	529	9.1	376	6.5
Warren	2,435	63.0	137	3.5	758	19.6	205	5.3	228	5.9
Wayne	2,468	73.9	218	6.5	92	2.8	162	4.9	342	10.2
<b><u>7th Class Counties</u></b>										
Juniata	3,075	89.3	137	4.0	20	0.6	86	2.5	117	3.4
Snyder	2,421	82.5	185	6.3	14	0.5	159	5.4	145	4.9
Union	3,624	88.1	153	3.7	56	1.4	87	2.1	184	4.5
Wyoming	2,381	72.2	106	3.2	95	2.9	398	12.1	193	5.9
<b><u>8th Class Counties</u></b>										
Cameron	479	78.1	17	2.8	64	10.4	23	3.8	23	3.8
Forest	955	75.0	23	1.8	96	7.5	118	9.3	25	2.0
Fulton	3,111	76.0	352	8.6	36	0.9	242	5.9	250	6.1
Montour	889	74.7	145	12.2	1	0.1	43	3.6	99	8.3
Potter	1,719	79.7	62	2.9	171	7.9	85	3.9	94	4.4
Sullivan	726	80.9	35	3.9	42	4.7	36	4.0	20	2.2

Magisterial District Judge - 2020 Traffic Processed and Inactive

	Trial Not Guilty	%	Uncategorized	%	Post-Dispositional Other	%	Pre-Dispositional Other	%	Cases Processed
<b><u>6th Class Counties</u></b>									
Armstrong	292	6.5	21	0.5	2	<0.1	0	--	4,472
Bedford	130	1.1	2	<0.1	0	--	0	--	11,840
Bradford	32	0.8	4	0.1	2	0.1	0	--	3,859
Carbon	480	3.2	43	0.3	19	0.1	0	--	15,019
Clarion	194	2.8	2	<0.1	4	0.1	0	--	7,036
Clearfield	62	0.6	5	0.1	15	0.2	0	--	9,745
Clinton	135	1.8	0	--	0	--	0	--	7,546
Columbia	239	2.4	1	<0.1	18	0.2	0	--	9,808
Crawford	127	2.0	3	<0.1	1	<0.1	0	--	6,249
Elk	67	2.5	0	--	2	0.1	0	--	2,676
Greene	281	5.4	10	0.2	18	0.3	0	--	5,193
Huntingdon	74	1.3	1	<0.1	3	0.1	0	--	5,720
Indiana	339	3.7	7	0.1	14	0.2	0	--	9,247
Jefferson	132	1.8	0	--	13	0.2	0	--	7,263
McKean	231	4.6	46	0.9	5	0.1	0	--	5,051
Mifflin	35	1.0	8	0.2	3	0.1	0	--	3,465
Perry	18	0.4	101	2.4	3	0.1	0	--	4,244
Pike	267	4.1	0	--	3	<0.1	0	--	6,524
Somerset	250	2.2	105	0.9	0	--	0	--	11,345
Susquehanna	855	13.1	2	<0.1	7	0.1	0	--	6,517
Tioga	53	1.2	0	--	1	<0.1	0	--	4,301
Venango	64	1.1	10	0.2	7	0.1	0	--	5,809
Warren	90	2.3	5	0.1	6	0.2	0	--	3,864
Wayne	42	1.3	1	<0.1	14	0.4	0	--	3,339
<b><u>7th Class Counties</u></b>									
Juniata	7	0.2	0	--	0	--	0	--	3,442
Snyder	5	0.2	5	0.2	0	--	0	--	2,934
Union	9	0.2	0	--	0	--	0	--	4,113
Wyoming	121	3.7	1	<0.1	1	<0.1	0	--	3,296
<b><u>8th Class Counties</u></b>									
Cameron	7	1.1	0	--	0	--	0	--	613
Forest	56	4.4	1	0.1	0	--	0	--	1,274
Fulton	54	1.3	45	1.1	2	<0.1	0	--	4,092
Montour	13	1.1	0	--	0	--	0	--	1,190
Potter	25	1.2	0	--	0	--	0	--	2,156
Sullivan	35	3.9	0	--	3	0.3	0	--	897

Magisterial District Judge - 2020 Age of Pending Traffic

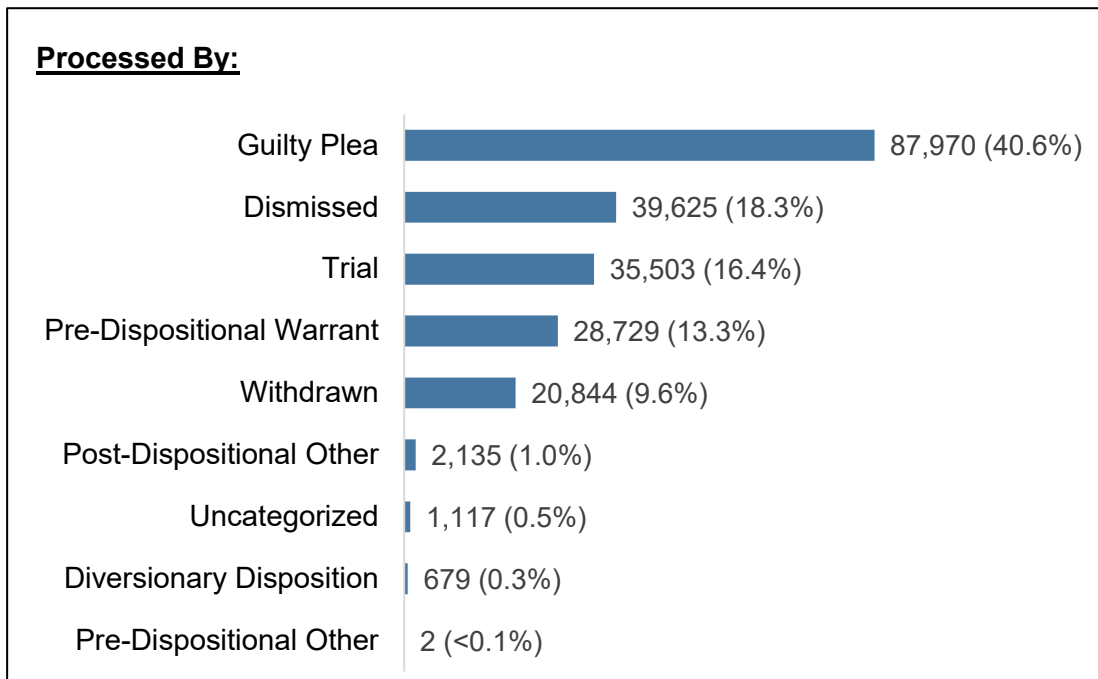
	0-60 Days	%	61-120 Days	%	121-180 Days	%	181-240 Days	%	241-300 Days	%	301-360 Days	%	Over 360 Days	%
<b><u>2nd Class County</u></b>														
Allegheny	8,252	19.6	5,325	12.6	1,987	4.7	1,447	3.4	1,175	2.8	1,980	4.7	21,962	52.1
<b><u>2A Class Counties</u></b>														
Bucks	3,746	66.3	1,274	22.6	273	4.8	105	1.9	55	1.0	89	1.6	107	1.9
Delaware	7,736	16.3	5,960	12.5	6,576	13.8	5,385	11.3	3,805	8.0	8,823	18.6	9,266	19.5
Montgomery	8,376	25.0	6,275	18.7	2,832	8.4	1,083	3.2	1,703	5.1	3,301	9.8	9,945	29.7
<b><u>3rd Class Counties</u></b>														
Berks	2,757	71.9	750	19.6	151	3.9	60	1.6	28	0.7	30	0.8	57	1.5
Chester	4,095	71.9	1,200	21.1	233	4.1	61	1.1	22	0.4	27	0.5	55	1.0
Cumberland	1,508	59.4	558	22.0	146	5.8	72	2.8	54	2.1	78	3.1	122	4.8
Dauphin	4,386	37.8	1,937	16.7	651	5.6	172	1.5	336	2.9	453	3.9	3,674	31.6
Erie	2,283	63.3	754	20.9	221	6.1	61	1.7	24	0.7	31	0.9	231	6.4
Lackawanna	1,836	9.7	2,028	10.7	804	4.2	255	1.3	79	0.4	81	0.4	13,844	73.1
Lancaster	6,986	53.5	2,738	21.0	1,037	7.9	328	2.5	266	2.0	180	1.4	1,518	11.6
Lehigh	8,938	53.3	4,070	24.3	1,087	6.5	1,324	7.9	614	3.7	358	2.1	382	2.3
Luzerne	3,977	38.0	2,419	23.1	1,358	13.0	535	5.1	243	2.3	321	3.1	1,615	15.4
Northampton	4,004	62.7	1,343	21.0	406	6.4	89	1.4	46	0.7	103	1.6	390	6.1
Westmoreland	1,901	46.5	992	24.3	312	7.6	144	3.5	52	1.3	162	4.0	527	12.9
York	2,369	66.1	683	19.1	221	6.2	54	1.5	37	1.0	54	1.5	164	4.6
<b><u>4th Class Counties</u></b>														
Beaver	1,169	34.0	651	18.9	282	8.2	131	3.8	81	2.4	123	3.6	1,006	29.2
Butler	875	61.6	248	17.5	61	4.3	23	1.6	10	0.7	20	1.4	183	12.9
Cambria	299	62.7	112	23.5	27	5.7	14	2.9	7	1.5	7	1.5	11	2.3
Centre	401	71.9	131	23.5	16	2.9	1	0.2	1	0.2	2	0.4	6	1.1
Fayette	1,048	63.8	470	28.6	81	4.9	23	1.4	6	0.4	2	0.1	12	0.7
Franklin	645	55.3	262	22.5	126	10.8	33	2.8	40	3.4	26	2.2	35	3.0
Monroe	2,267	67.9	562	16.8	88	2.6	48	1.4	10	0.3	30	0.9	333	10.0
Schuylkill	1,036	50.4	360	17.5	154	7.5	68	3.3	41	2.0	79	3.8	316	15.4
Washington	1,197	33.9	716	20.3	261	7.4	67	1.9	98	2.8	236	6.7	952	27.0
<b><u>5th Class Counties</u></b>														
Adams	579	69.9	172	20.8	35	4.2	8	1.0	5	0.6	5	0.6	24	2.9
Blair	585	63.9	254	27.8	48	5.2	13	1.4	2	0.2	3	0.3	10	1.1
Lawrence	563	39.8	297	21.0	140	9.9	77	5.4	34	2.4	57	4.0	245	17.3
Lebanon	1,479	75.0	337	17.1	94	4.8	7	0.4	13	0.7	21	1.1	20	1.0
Lycoming	446	71.6	111	17.8	21	3.4	13	2.1	3	0.5	10	1.6	19	3.0
Mercer	278	76.8	35	9.7	24	6.6	4	1.1	11	3.0	2	0.6	8	2.2
Northumberland	509	41.9	326	26.8	115	9.5	66	5.4	35	2.9	19	1.6	146	12.0

Magisterial District Judge - 2020 Age of Pending Traffic

	0-60 Days	%	61-120 Days	%	121-180 Days	%	181-240 Days	%	241-300 Days	%	301-360 Days	%	Over 360 Days	%
<b><u>6th Class Counties</u></b>														
Armstrong	372	59.1	194	30.8	33	5.2	8	1.3	7	1.1	9	1.4	6	1.0
Bedford	291	39.1	247	33.2	83	11.1	28	3.8	30	4.0	14	1.9	52	7.0
Bradford	271	59.0	104	22.7	35	7.6	15	3.3	9	2.0	14	3.1	11	2.4
Carbon	961	67.2	346	24.2	56	3.9	15	1.0	10	0.7	23	1.6	18	1.3
Clarion	275	65.5	97	23.1	33	7.9	3	0.7	1	0.2	0	--	11	2.6
Clearfield	488	83.1	66	11.2	11	1.9	6	1.0	1	0.2	0	--	15	2.6
Clinton	394	70.1	123	21.9	30	5.3	6	1.1	2	0.4	0	--	7	1.2
Columbia	662	62.7	248	23.5	75	7.1	9	0.9	29	2.7	14	1.3	18	1.7
Crawford	378	86.9	35	8.0	13	3.0	0	--	0	--	1	0.2	8	1.8
Elk	129	86.0	19	12.7	1	0.7	0	--	0	--	0	--	1	0.7
Greene	416	61.2	116	17.1	25	3.7	16	2.4	9	1.3	12	1.8	86	12.6
Huntingdon	226	83.7	38	14.1	3	1.1	0	--	2	0.7	1	0.4	0	--
Indiana	437	67.8	149	23.1	22	3.4	10	1.6	0	--	1	0.2	26	4.0
Jefferson	352	74.9	92	19.6	12	2.6	6	1.3	3	0.6	0	--	5	1.1
McKean	483	65.6	102	13.9	35	4.8	24	3.3	20	2.7	13	1.8	59	8.0
Mifflin	173	89.6	17	8.8	0	--	0	--	0	--	0	--	3	1.6
Perry	226	77.7	46	15.8	9	3.1	3	1.0	3	1.0	0	--	4	1.4
Pike	442	66.4	118	17.7	42	6.3	8	1.2	8	1.2	10	1.5	38	5.7
Somerset	294	71.7	88	21.5	16	3.9	5	1.2	0	--	3	0.7	4	1.0
Susquehanna	675	54.5	389	31.4	126	10.2	40	3.2	1	0.1	1	0.1	6	0.5
Tioga	170	63.4	65	24.3	18	6.7	6	2.2	6	2.2	3	1.1	0	--
Venango	332	68.3	86	17.7	30	6.2	10	2.1	16	3.3	0	--	12	2.5
Warren	194	68.6	62	21.9	13	4.6	3	1.1	0	--	3	1.1	8	2.8
Wayne	231	56.8	90	22.1	17	4.2	25	6.1	4	1.0	5	1.2	35	8.6
<b><u>7th Class Counties</u></b>														
Juniata	168	50.1	59	17.6	45	13.4	10	3.0	12	3.6	6	1.8	35	10.4
Snyder	170	90.9	14	7.5	2	1.1	1	0.5	0	--	0	--	0	--
Union	190	61.1	80	25.7	26	8.4	4	1.3	2	0.6	2	0.6	7	2.3
Wyoming	274	49.2	132	23.7	85	15.3	31	5.6	8	1.4	20	3.6	7	1.3
<b><u>8th Class Counties</u></b>														
Cameron	41	59.4	25	36.2	1	1.4	0	--	0	--	0	--	2	2.9
Forest	78	56.9	17	12.4	11	8.0	2	1.5	2	1.5	6	4.4	21	15.3
Fulton	71	53.4	40	30.1	7	5.3	6	4.5	1	0.8	0	--	8	6.0
Montour	27	17.0	22	13.8	6	3.8	10	6.3	43	27.0	17	10.7	34	21.4
Potter	80	96.4	3	3.6	0	--	0	--	0	--	0	--	0	--
Sullivan	33	55.9	24	40.7	0	--	0	--	0	--	0	--	2	3.4

## 2020 Magisterial District Judge State Totals Non-Traffic

Cases Pending 1/1/20	58,900	Age of Pending Cases		
New Cases Filed	187,336	<b>0-60 Days</b>	22,080	34.2%
Active Warrant Status Change	34,842	<b>61-120 Days</b>	11,662	18.1%
Closed Case Status Change	33	<b>121-180 Days</b>	5,441	8.4%
<b>Cases Available for Processing</b>	<b>281,111</b>	<b>181-240 Days</b>	3,739	5.8%
		<b>241-300 Days</b>	2,301	3.6%
<b>Cases Processed and Inactive</b>	<b>216,604</b>	<b>301-360 Days</b>	3,778	5.9%
		<b>Over 360 Days</b>	15,506	24.0%
<b>Cases Pending 12/31/20</b>	<b>64,507</b>	<b>Total</b>	<b>64,507</b>	



\* Trial Guilty            24,502    (69.0%)  
 Trial Not Guilty        11,001    (31.0%)

For the most recent data, visit the AOPC website at <http://www.pacourts.us/news-and-statistics/research-and-statistics/dashboard-table-of-contents/magisterial-district-courts-statewide-dashboard>

Magisterial District Judge - 2020 Non-Traffic Available for Processing

	Cases Pending 1/1/20	New Cases Filed	Active Warrant Status Change	Closed Case Status Change	Cases Available for Processing	Cases Processed	Cases Pending 12/31/20
<b><u>2nd Class County</u></b>							
Allegheny	13,411	21,256	2,819	0	37,486	25,117	12,369
<b><u>2A Class Counties</u></b>							
Bucks	1,597	6,266	1,123	1	8,987	7,631	1,356
Delaware	6,392	10,481	5,012	0	21,885	10,775	11,110
Montgomery	4,617	8,199	1,679	0	14,495	10,115	4,380
<b><u>3rd Class Counties</u></b>							
Berks	1,282	6,939	2,742	4	10,967	9,652	1,315
Chester	1,705	6,265	825	1	8,796	7,517	1,279
Cumberland	756	4,025	674	0	5,455	4,534	921
Dauphin	1,848	6,271	995	0	9,114	7,114	2,000
Erie	1,693	7,114	739	7	9,553	7,250	2,303
Lackawanna	2,224	2,978	294	0	5,496	3,661	1,835
Lancaster	1,762	6,481	2,430	3	10,676	9,443	1,233
Lehigh	1,269	4,935	1,059	1	7,264	5,988	1,276
Luzerne	2,607	8,522	2,570	0	13,699	10,049	3,650
Northampton	633	3,906	436	7	4,982	4,274	708
Westmoreland	1,202	4,352	523	1	6,078	4,999	1,079
York	1,074	7,106	719	0	8,899	7,825	1,074
<b><u>4th Class Counties</u></b>							
Beaver	1,246	3,171	720	0	5,137	4,003	1,134
Butler	348	2,147	111	0	2,606	2,196	410
Cambria	507	2,405	166	0	3,078	2,709	369
Centre	417	2,178	156	0	2,751	2,328	423
Fayette	545	3,608	992	0	5,145	4,418	727
Franklin	445	2,041	223	0	2,709	1,989	720
Monroe	853	3,063	617	0	4,533	3,834	699
Schuylkill	1,124	3,681	764	0	5,569	4,437	1,132
Washington	1,198	5,085	1,684	0	7,967	6,613	1,354
<b><u>5th Class Counties</u></b>							
Adams	214	1,228	48	0	1,490	1,270	220
Blair	802	2,809	586	0	4,197	3,506	691
Lawrence	500	1,506	298	0	2,304	1,893	411
Lebanon	397	2,344	489	0	3,230	2,837	393
Lycoming	313	1,710	145	1	2,169	1,894	275
Mercer	227	1,461	310	2	2,000	1,778	222
Northumberland	766	2,787	543	0	4,096	3,169	927

Magisterial District Judge - 2020 Non-Traffic Available for Processing

	Cases Pending 1/1/20	New Cases Filed	Active Warrant Status Change	Closed Case Status Change	Cases Available for Processing	Cases Processed	Cases Pending 12/31/20
<b><u>6th Class Counties</u></b>							
Armstrong	279	1,469	177	0	1,925	1,650	275
Bedford	156	883	46	0	1,085	871	214
Bradford	173	903	64	0	1,140	882	258
Carbon	266	2,154	138	0	2,558	2,202	356
Clarion	92	707	15	0	814	720	94
Clearfield	207	1,518	180	0	1,905	1,644	261
Clinton	75	709	26	0	810	604	206
Columbia	214	1,449	95	0	1,758	1,535	223
Crawford	234	1,480	98	0	1,812	1,587	225
Elk	50	360	13	0	423	379	44
Greene	178	1,121	72	0	1,371	1,067	304
Huntingdon	88	854	98	0	1,040	939	101
Indiana	238	1,350	145	0	1,733	1,398	335
Jefferson	157	613	19	0	789	685	104
McKean	161	867	83	0	1,111	893	218
Mifflin	90	657	22	0	769	674	95
Perry	204	3,766	393	0	4,363	4,064	299
Pike	174	1,043	211	0	1,428	1,147	281
Somerset	134	1,466	35	0	1,635	1,421	214
Susquehanna	151	653	20	0	824	645	179
Tioga	122	753	39	0	914	811	103
Venango	111	799	49	0	959	803	156
Warren	131	686	16	5	838	747	91
Wayne	154	705	42	0	901	712	189
<b><u>7th Class Counties</u></b>							
Juniata	447	1,300	42	0	1,789	749	1,040
Snyder	116	595	20	0	731	654	77
Union	158	575	129	0	862	709	153
Wyoming	51	331	9	0	391	322	69
<b><u>8th Class Counties</u></b>							
Cameron	21	112	1	0	134	113	21
Forest	34	138	4	0	176	122	54
Fulton	86	262	13	0	361	277	84
Montour	115	232	18	0	365	255	110
Potter	20	334	8	0	362	304	58
Sullivan	39	172	11	0	222	201	21



Magisterial District Judge - 2020 Non-Traffic Processed and Inactive

	Guilty Plea	% Dismissed		%	Pre- Dispositional Warrant	%	Trial Guilty	%	Withdrawn	%	Trial Not Guilty	
<b><u>2nd Class County</u></b>												
Allegheny	8,388	33.4	6,129	24.4	3,208	12.8	3,638	14.5	1,870	7.4	1,486	
<b><u>2A Class Counties</u></b>												
Bucks	2,730	35.8	1,354	17.7	1,043	13.7	1,051	13.8	944	12.4	376	
Delaware	3,118	28.9	3,330	30.9	1,058	9.8	699	6.5	1,671	15.5	283	
Montgomery	3,158	31.2	1,613	15.9	2,060	20.4	1,380	13.6	1,319	13.0	458	
<b><u>3rd Class Counties</u></b>												
Berks	2,514	26.0	2,592	26.9	1,734	18.0	1,051	10.9	769	8.0	895	
Chester	4,236	56.4	974	13.0	656	8.7	531	7.1	680	9.0	379	
Cumberland	2,285	50.4	874	19.3	458	10.1	481	10.6	208	4.6	81	
Dauphin	3,069	43.1	629	8.8	1,513	21.3	717	10.1	752	10.6	328	
Erie	2,894	39.9	1,283	17.7	968	13.4	1,113	15.4	673	9.3	186	
Lackawanna	1,081	29.5	1,212	33.1	583	15.9	310	8.5	257	7.0	165	
Lancaster	3,593	38.0	2,591	27.4	1,353	14.3	883	9.4	687	7.3	240	
Lehigh	1,963	32.8	1,501	25.1	1,002	16.7	668	11.2	592	9.9	185	
Luzerne	2,509	25.0	2,657	26.4	1,907	19.0	1,056	10.5	1,066	10.6	657	
Northampton	1,944	45.5	438	10.2	675	15.8	475	11.1	350	8.2	195	
Westmoreland	1,832	36.6	877	17.5	546	10.9	715	14.3	582	11.6	292	
York	4,797	61.3	484	6.2	786	10.0	951	12.2	383	4.9	312	
<b><u>4th Class Counties</u></b>												
Beaver	1,341	33.5	1,260	31.5	329	8.2	683	17.1	189	4.7	158	
Butler	1,233	56.1	378	17.2	98	4.5	260	11.8	62	2.8	154	
Cambria	1,616	59.7	387	14.3	185	6.8	272	10.0	142	5.2	90	
Centre	1,039	44.6	765	32.9	135	5.8	207	8.9	87	3.7	75	
Fayette	1,473	33.3	1,337	30.3	585	13.2	421	9.5	409	9.3	85	
Franklin	1,220	61.3	232	11.7	170	8.5	204	10.3	81	4.1	30	
Monroe	1,553	40.5	402	10.5	641	16.7	222	5.8	722	18.8	235	
Schuylkill	1,548	34.9	202	4.6	1,019	23.0	528	11.9	671	15.1	381	
Washington	1,693	25.6	1,614	24.4	862	13.0	966	14.6	663	10.0	713	
<b><u>5th Class Counties</u></b>												
Adams	752	59.2	115	9.1	55	4.3	175	13.8	105	8.3	58	
Blair	1,202	34.3	538	15.3	218	6.2	308	8.8	882	25.2	166	
Lawrence	532	28.1	92	4.9	234	12.4	204	10.8	654	34.5	153	
Lebanon	1,435	50.6	173	6.1	559	19.7	341	12.0	198	7.0	120	
Lycoming	1,205	63.6	86	4.5	163	8.6	161	8.5	130	6.9	117	
Mercer	987	55.5	187	10.5	150	8.4	122	6.9	278	15.6	33	
Northumberland	1,072	33.8	201	6.3	1,040	32.8	271	8.6	406	12.8	128	

Magisterial District Judge - 2020 Non-Traffic Processed and Inactive

	%	Diversionary Disposition	% Uncategorized		%	Post-Dispositional Other	%	Pre-Dispositional Other	%	Cases Processed
<b><u>2nd Class County</u></b>										
Allegheny	5.9	1	<0.1	20	0.1	376	1.5	1	<0.1	25,117
<b><u>2A Class Counties</u></b>										
Bucks	4.9	29	0.4	9	0.1	95	1.2	0	--	7,631
Delaware	2.6	5	<0.1	93	0.9	518	4.8	0	--	10,775
Montgomery	4.5	4	<0.1	27	0.3	96	0.9	0	--	10,115
<b><u>3rd Class Counties</u></b>										
Berks	9.3	26	0.3	45	0.5	26	0.3	0	--	9,652
Chester	5.0	0	--	57	0.8	4	0.1	0	--	7,517
Cumberland	1.8	0	--	122	2.7	25	0.6	0	--	4,534
Dauphin	4.6	27	0.4	44	0.6	35	0.5	0	--	7,114
Erie	2.6	88	1.2	21	0.3	24	0.3	0	--	7,250
Lackawanna	4.5	6	0.2	31	0.8	16	0.4	0	--	3,661
Lancaster	2.5	2	<0.1	22	0.2	72	0.8	0	--	9,443
Lehigh	3.1	6	0.1	20	0.3	50	0.8	1	<0.1	5,988
Luzerne	6.5	1	<0.1	80	0.8	116	1.2	0	--	10,049
Northampton	4.6	137	3.2	39	0.9	21	0.5	0	--	4,274
Westmoreland	5.8	45	0.9	78	1.6	32	0.6	0	--	4,999
York	4.0	56	0.7	13	0.2	43	0.5	0	--	7,825
<b><u>4th Class Counties</u></b>										
Beaver	3.9	1	<0.1	2	<0.1	40	1.0	0	--	4,003
Butler	7.0	0	--	1	<0.1	10	0.5	0	--	2,196
Cambria	3.3	0	--	11	0.4	6	0.2	0	--	2,709
Centre	3.2	2	0.1	12	0.5	6	0.3	0	--	2,328
Fayette	1.9	0	--	19	0.4	89	2.0	0	--	4,418
Franklin	1.5	16	0.8	32	1.6	4	0.2	0	--	1,989
Monroe	6.1	39	1.0	8	0.2	12	0.3	0	--	3,834
Schuylkill	8.6	7	0.2	30	0.7	51	1.1	0	--	4,437
Washington	10.8	6	0.1	37	0.6	59	0.9	0	--	6,613
<b><u>5th Class Counties</u></b>										
Adams	4.6	3	0.2	0	--	7	0.6	0	--	1,270
Blair	4.7	17	0.5	24	0.7	151	4.3	0	--	3,506
Lawrence	8.1	1	0.1	4	0.2	19	1.0	0	--	1,893
Lebanon	4.2	0	--	8	0.3	3	0.1	0	--	2,837
Lycoming	6.2	3	0.2	11	0.6	18	1.0	0	--	1,894
Mercer	1.9	2	0.1	13	0.7	6	0.3	0	--	1,778
Northumberland	4.0	2	0.1	25	0.8	24	0.8	0	--	3,169

Magisterial District Judge - 2020 Non-Traffic Processed and Inactive

	Guilty Plea	% Dismissed	%	Pre- Dispositional Warrant	%	Trial Guilty	%	Withdrawn	%	Trial Not Guilty	
<b><u>6th Class Counties</u></b>											
Armstrong	660	40.0	234	14.2	148	9.0	293	17.8	158	9.6	123
Bedford	576	66.1	42	4.8	53	6.1	73	8.4	50	5.7	76
Bradford	536	60.8	117	13.3	41	4.6	129	14.6	36	4.1	22
Carbon	1,220	55.4	196	8.9	264	12.0	174	7.9	152	6.9	145
Clarion	448	62.2	64	8.9	30	4.2	100	13.9	36	5.0	42
Clearfield	965	58.7	264	16.1	100	6.1	189	11.5	54	3.3	63
Clinton	368	60.9	11	1.8	34	5.6	62	10.3	64	10.6	64
Columbia	899	58.6	68	4.4	157	10.2	125	8.1	177	11.5	107
Crawford	1,004	63.3	48	3.0	150	9.5	154	9.7	184	11.6	40
Elk	265	69.9	1	0.3	16	4.2	65	17.2	15	4.0	14
Greene	291	27.3	307	28.8	109	10.2	224	21.0	111	10.4	14
Huntingdon	559	59.5	101	10.8	58	6.2	99	10.5	58	6.2	56
Indiana	731	52.3	183	13.1	124	8.9	156	11.2	57	4.1	87
Jefferson	403	58.8	23	3.4	49	7.2	92	13.4	24	3.5	93
McKean	514	57.6	63	7.1	69	7.7	119	13.3	35	3.9	81
Mifflin	422	62.6	9	1.3	41	6.1	101	15.0	57	8.5	33
Perry	2,558	62.9	565	13.9	527	13.0	125	3.1	185	4.6	62
Pike	489	42.6	149	13.0	72	6.3	130	11.3	234	20.4	71
Somerset	906	63.8	6	0.4	48	3.4	179	12.6	131	9.2	119
Susquehanna	190	29.5	83	12.9	47	7.3	99	15.3	112	17.4	112
Tioga	451	55.6	118	14.5	42	5.2	90	11.1	46	5.7	62
Venango	427	53.2	47	5.9	90	11.2	128	15.9	67	8.3	30
Warren	410	54.9	13	1.7	41	5.5	93	12.4	74	9.9	50
Wayne	514	72.2	54	7.6	36	5.1	48	6.7	39	5.5	19
<b><u>7th Class Counties</u></b>											
Juniata	411	54.9	57	7.6	205	27.4	45	6.0	18	2.4	12
Snyder	408	62.4	34	5.2	61	9.3	96	14.7	41	6.3	12
Union	390	55.0	160	22.6	38	5.4	52	7.3	36	5.1	32
Wyoming	180	55.9	35	10.9	8	2.5	52	16.1	26	8.1	21
<b><u>8th Class Counties</u></b>											
Cameron	41	36.3	16	14.2	5	4.4	28	24.8	7	6.2	16
Forest	87	71.3	4	3.3	0	--	8	6.6	6	4.9	14
Fulton	146	52.7	21	7.6	11	4.0	41	14.8	7	2.5	46
Montour	144	56.5	3	1.2	36	14.1	37	14.5	22	8.6	13
Potter	202	66.4	13	4.3	15	4.9	19	6.3	39	12.8	15
Sullivan	143	71.1	9	4.5	11	5.5	13	6.5	4	2.0	21

Magisterial District Judge - 2020 Non-Traffic Processed and Inactive

	%	Diversionary Disposition	%	Uncategorized	%	Post- Dispositional Other	%	Pre-Dispositional Other	%	Cases Process ed
<b><u>6th Class Counties</u></b>										
Armstrong	7.5	1	0.1	26	1.6	7	0.4	0	--	1,650
Bedford	8.7	0	--	1	0.1	0	--	0	--	871
Bradford	2.5	0	--	0	--	1	0.1	0	--	882
Carbon	6.6	5	0.2	29	1.3	17	0.8	0	--	2,202
Clarion	5.8	0	--	0	--	0	--	0	--	720
Clearfield	3.8	0	--	8	0.5	1	0.1	0	--	1,644
Clinton	10.6	0	--	0	--	1	0.2	0	--	604
Columbia	7.0	0	--	0	--	2	0.1	0	--	1,535
Crawford	2.5	0	--	7	0.4	0	--	0	--	1,587
Elk	3.7	0	--	0	--	3	0.8	0	--	379
Greene	1.3	7	0.7	1	0.1	3	0.3	0	--	1,067
Huntingdon	6.0	0	--	3	0.3	5	0.5	0	--	939
Indiana	6.2	54	3.9	4	0.3	2	0.1	0	--	1,398
Jefferson	13.6	0	--	1	0.1	0	--	0	--	685
McKean	9.1	2	0.2	2	0.2	8	0.9	0	--	893
Mifflin	4.9	5	0.7	5	0.7	1	0.1	0	--	674
Perry	1.5	0	--	22	0.5	20	0.5	0	--	4,064
Pike	6.2	0	--	1	0.1	1	0.1	0	--	1,147
Somerset	8.4	0	--	32	2.3	0	--	0	--	1,421
Susquehanna	17.4	0	--	1	0.2	1	0.2	0	--	645
Tioga	7.6	0	--	2	0.2	0	--	0	--	811
Venango	3.7	5	0.6	7	0.9	2	0.2	0	--	803
Warren	6.7	63	8.4	2	0.3	1	0.1	0	--	747
Wayne	2.7	0	--	0	--	2	0.3	0	--	712
<b><u>7th Class Counties</u></b>										
Juniata	1.6	1	0.1	0	--	0	--	0	--	749
Snyder	1.8	0	--	1	0.2	1	0.2	0	--	654
Union	4.5	0	--	1	0.1	0	--	0	--	709
Wyoming	6.5	0	--	0	--	0	--	0	--	322
<b><u>8th Class Counties</u></b>										
Cameron	14.2	0	--	0	--	0	--	0	--	113
Forest	11.5	3	2.5	0	--	0	--	0	--	122
Fulton	16.6	0	--	3	1.1	2	0.7	0	--	277
Montour	5.1	0	--	0	--	0	--	0	--	255
Potter	4.9	1	0.3	0	--	0	--	0	--	304
Sullivan	10.4	0	--	0	--	0	--	0	--	201

Magisterial District Judge - 2020 Age of Pending Non-Traffic

	0-60 Days	%	61-120 Days	%	121-180 Days	%	181-240 Days	%	241-300 Days	%	301-360 Days	%	Over 360 Days	%
<b><u>2nd Class County</u></b>														
Allegheny	2,321	18.8	2,096	16.9	1,019	8.2	799	6.5	260	2.1	593	4.8	5,281	42.7
<b><u>2A Class Counties</u></b>														
Bucks	724	53.4	322	23.7	106	7.8	83	6.1	25	1.8	47	3.5	49	3.6
Delaware	1,441	13.0	1,520	13.7	1,068	9.6	1,258	11.3	992	8.9	1,807	16.3	3,024	27.2
Montgomery	1,033	23.6	671	15.3	390	8.9	190	4.3	86	2.0	337	7.7	1,673	38.2
<b><u>3rd Class Counties</u></b>														
Berks	729	55.4	304	23.1	84	6.4	46	3.5	22	1.7	48	3.7	82	6.2
Chester	665	52.0	294	23.0	128	10.0	54	4.2	33	2.6	29	2.3	76	5.9
Cumberland	372	40.4	243	26.4	103	11.2	49	5.3	39	4.2	50	5.4	65	7.1
Dauphin	676	33.8	358	17.9	202	10.1	79	4.0	65	3.3	89	4.5	531	26.6
Erie	1,541	66.9	377	16.4	141	6.1	60	2.6	28	1.2	23	1.0	133	5.8
Lackawanna	341	18.6	156	8.5	97	5.3	46	2.5	58	3.2	45	2.5	1,092	59.5
Lancaster	739	59.9	235	19.1	61	4.9	31	2.5	30	2.4	18	1.5	119	9.7
Lehigh	662	51.9	231	18.1	125	9.8	63	4.9	50	3.9	42	3.3	103	8.1
Luzerne	937	25.7	752	20.6	501	13.7	284	7.8	126	3.5	112	3.1	938	25.7
Northampton	405	57.2	142	20.1	46	6.5	24	3.4	10	1.4	30	4.2	51	7.2
Westmoreland	368	34.1	218	20.2	116	10.8	59	5.5	47	4.4	32	3.0	239	22.2
York	648	60.3	213	19.8	76	7.1	24	2.2	17	1.6	24	2.2	72	6.7
<b><u>4th Class Counties</u></b>														
Beaver	317	28.0	159	14.0	121	10.7	66	5.8	43	3.8	68	6.0	360	31.7
Butler	273	66.6	55	13.4	27	6.6	7	1.7	11	2.7	5	1.2	32	7.8
Cambria	217	58.8	96	26.0	20	5.4	10	2.7	4	1.1	0	--	22	6.0
Centre	210	49.6	176	41.6	16	3.8	4	0.9	2	0.5	3	0.7	12	2.8
Fayette	385	53.0	217	29.8	51	7.0	36	5.0	20	2.8	7	1.0	11	1.5
Franklin	221	30.7	136	18.9	40	5.6	32	4.4	25	3.5	50	6.9	216	30.0
Monroe	304	43.5	173	24.7	65	9.3	39	5.6	9	1.3	9	1.3	100	14.3
Schuylkill	457	40.4	210	18.6	114	10.1	66	5.8	66	5.8	73	6.4	146	12.9
Washington	628	46.4	348	25.7	97	7.2	42	3.1	51	3.8	49	3.6	139	10.3
<b><u>5th Class Counties</u></b>														
Adams	122	55.5	59	26.8	12	5.5	8	3.6	4	1.8	6	2.7	9	4.1
Blair	290	42.0	244	35.3	81	11.7	18	2.6	9	1.3	17	2.5	32	4.6
Lawrence	198	48.2	147	35.8	13	3.2	9	2.2	2	0.5	7	1.7	35	8.5
Lebanon	238	60.6	117	29.8	17	4.3	7	1.8	2	0.5	3	0.8	9	2.3
Lycoming	143	52.0	44	16.0	21	7.6	8	2.9	5	1.8	8	2.9	46	16.7
Mercer	110	49.5	42	18.9	16	7.2	6	2.7	7	3.2	9	4.1	32	14.4
Northumberland	304	32.8	149	16.1	112	12.1	58	6.3	45	4.9	40	4.3	219	23.6

Magisterial District Judge - 2020 Age of Pending Non-Traffic

	0-60 Days	%	61-120 Days	%	121-180 Days	%	181-240 Days	%	241-300 Days	%	301-360 Days	%	Over 360 Days	%
<b><u>6th Class Counties</u></b>														
Armstrong	146	53.1	97	35.3	18	6.5	3	1.1	6	2.2	3	1.1	2	0.7
Bedford	109	50.9	31	14.5	19	8.9	18	8.4	9	4.2	2	0.9	26	12.1
Bradford	134	51.9	34	13.2	31	12.0	25	9.7	14	5.4	5	1.9	15	5.8
Carbon	176	49.4	112	31.5	30	8.4	15	4.2	2	0.6	0	--	21	5.9
Clarion	77	81.9	12	12.8	2	2.1	2	2.1	0	--	1	1.1	0	--
Clearfield	151	57.9	56	21.5	16	6.1	5	1.9	2	0.8	4	1.5	27	10.3
Clinton	176	85.4	11	5.3	9	4.4	2	1.0	0	--	3	1.5	5	2.4
Columbia	153	68.6	39	17.5	9	4.0	3	1.3	9	4.0	4	1.8	6	2.7
Crawford	166	73.8	21	9.3	9	4.0	2	0.9	0	--	0	--	27	12.0
Elk	30	68.2	8	18.2	2	4.5	0	--	0	--	0	--	4	9.1
Greene	179	58.9	81	26.6	12	3.9	7	2.3	1	0.3	9	3.0	15	4.9
Huntingdon	71	70.3	20	19.8	7	6.9	0	--	3	3.0	0	--	0	--
Indiana	178	53.1	103	30.7	21	6.3	15	4.5	3	0.9	5	1.5	10	3.0
Jefferson	84	80.8	10	9.6	0	--	0	--	2	1.9	1	1.0	7	6.7
McKean	111	50.9	28	12.8	10	4.6	10	4.6	7	3.2	7	3.2	45	20.6
Mifflin	64	67.4	24	25.3	2	2.1	2	2.1	2	2.1	0	--	1	1.1
Perry	167	55.9	97	32.4	8	2.7	2	0.7	3	1.0	10	3.3	12	4.0
Pike	130	46.3	43	15.3	23	8.2	13	4.6	14	5.0	12	4.3	46	16.4
Somerset	156	72.9	34	15.9	10	4.7	0	--	0	--	1	0.5	13	6.1
Susquehanna	97	54.2	35	19.6	32	17.9	1	0.6	3	1.7	3	1.7	8	4.5
Tioga	52	50.5	25	24.3	12	11.7	6	5.8	1	1.0	1	1.0	6	5.8
Venango	93	59.6	40	25.6	5	3.2	7	4.5	1	0.6	2	1.3	8	5.1
Warren	62	68.1	15	16.5	1	1.1	3	3.3	1	1.1	0	--	9	9.9
Wayne	69	36.5	28	14.8	16	8.5	5	2.6	7	3.7	1	0.5	63	33.3
<b><u>7th Class Counties</u></b>														
Juniata	925	88.9	29	2.8	7	0.7	3	0.3	1	0.1	1	0.1	74	7.1
Snyder	62	80.5	11	14.3	2	2.6	0	--	0	--	1	1.3	1	1.3
Union	71	46.4	48	31.4	13	8.5	4	2.6	4	2.6	3	2.0	10	6.5
Wyoming	35	50.7	7	10.1	12	17.4	8	11.6	4	5.8	0	--	3	4.3
<b><u>8th Class Counties</u></b>														
Cameron	13	61.9	6	28.6	0	--	0	--	0	--	0	--	2	9.5
Forest	15	27.8	4	7.4	3	5.6	3	5.6	0	--	6	11.1	23	42.6
Fulton	12	14.3	21	25.0	5	6.0	1	1.2	2	2.4	8	9.5	35	41.7
Montour	42	38.2	15	13.6	3	2.7	9	8.2	6	5.5	5	4.5	30	27.3
Potter	42	72.4	8	13.8	5	8.6	0	--	0	--	0	--	3	5.2
Sullivan	13	61.9	5	23.8	1	4.8	0	--	1	4.8	0	--	1	4.8

## 2020 Magisterial District Judge State Totals Arrest Warrants

	Criminal	Private Summary Complaints	Private Criminal Complaints	Traffic	Non-Traffic
<b><u>Pre-Dispositional Arrest Warrants</u></b>					
Pending from Prior Period	29,060	45,733	5,542	697,617	243,124
Issued	49,482	5,369	353	283,353	50,172
<b>Total Warrants</b>	<b>78,542</b>	<b>51,102</b>	<b>5,895</b>	<b>980,970</b>	<b>293,296</b>
Returned Served	37,951	1,816	223	113,648	20,631
Cancelled	9,536	6,784	287	194,015	38,209
<b>Total Removed from Inventory</b>	<b>47,487</b>	<b>8,600</b>	<b>510</b>	<b>307,663</b>	<b>58,840</b>
Pending 0-30 Days	1,933	224	27	19,456	3,342
Pending 31-60 Days	1,564	350	20	15,645	2,513
Pending Over 60 Days	27,558	41,928	5,338	638,206	228,601
<b>Total Pending Warrants at Year End</b>	<b>31,055</b>	<b>42,502</b>	<b>5,385</b>	<b>673,307</b>	<b>234,456</b>
<b><u>Post-Dispositional Arrest Warrants</u></b>					
Pending from Prior Period	2,257	66,008	355	591,059	284,123
Issued	404	10,942	6	235,321	64,205
<b>Total Warrants</b>	<b>2,661</b>	<b>76,950</b>	<b>361</b>	<b>826,380</b>	<b>348,328</b>
Returned Served	113	5,035	1	125,244	30,384
Cancelled	363	7,770	14	130,411	39,404
<b>Total Removed from Inventory</b>	<b>476</b>	<b>12,805</b>	<b>15</b>	<b>255,655</b>	<b>69,788</b>
Pending 0-30 Days	2	683	0	15,898	4,794
Pending 31-60 Days	3	424	0	11,005	3,242
Pending Over 60 Days	2,180	63,038	346	543,822	270,504
<b>Total Pending Warrants at Year End</b>	<b>2,185</b>	<b>64,145</b>	<b>346</b>	<b>570,725</b>	<b>278,540</b>

Magisterial District Judge - 2020 Criminal Pre-Dispositional Arrest Warrants

	Pending from Prior Period	Issued	Total Warrants	Returned Served	Cancelled	Total Removed from Inventory	Pending:			Total Pending Warrants at Year End
							0-30 Days	31-60 Days	Over 60 Days	
<b><u>2nd Class County</u></b>										
Allegheny	2,646	9,336	11,982	7,032	2,068	9,100	233	295	2,354	2,882
<b><u>2A Class Counties</u></b>										
Bucks	918	1,719	2,637	1,474	137	1,611	75	39	912	1,026
Delaware	3,578	2,445	6,023	1,808	423	2,231	134	117	3,541	3,792
Montgomery	1,552	2,284	3,836	1,861	307	2,168	108	63	1,497	1,668
<b><u>3rd Class Counties</u></b>										
Berks	1,154	1,910	3,064	1,647	173	1,820	96	77	1,071	1,244
Chester	1,241	1,793	3,034	1,501	187	1,688	77	73	1,196	1,346
Cumberland	378	975	1,353	660	270	930	40	34	349	423
Dauphin	1,792	2,021	3,813	1,577	315	1,892	90	83	1,748	1,921
Erie	416	1,192	1,608	975	163	1,138	55	39	376	470
Lackawanna	1,176	1,322	2,498	984	186	1,170	67	58	1,203	1,328
Lancaster	1,611	2,235	3,846	1,563	620	2,183	97	60	1,506	1,663
Lehigh	1,707	1,289	2,996	1,104	140	1,244	48	47	1,657	1,752
Luzerne	1,299	1,276	2,575	992	252	1,244	56	47	1,228	1,331
Northampton	561	1,034	1,595	907	87	994	44	23	534	601
Westmoreland	835	2,027	2,862	1,571	302	1,873	99	66	824	989
York	1,171	1,386	2,557	935	514	1,449	64	35	1,009	1,108
<b><u>4th Class Counties</u></b>										
Beaver	647	937	1,584	769	145	914	33	29	608	670
Butler	188	571	759	362	200	562	21	11	165	197
Cambria	207	660	867	398	220	618	21	15	213	249
Centre	141	255	396	224	43	267	9	4	116	129
Fayette	335	913	1,248	847	56	903	35	28	282	345
Franklin	251	556	807	391	118	509	17	12	269	298
Monroe	703	993	1,696	661	240	901	38	46	711	795
Schuylkill	389	904	1,293	738	175	913	28	20	332	380
Washington	550	542	1,092	422	145	567	12	9	504	525
<b><u>5th Class Counties</u></b>										
Adams	147	204	351	123	69	192	12	3	144	159
Blair	232	931	1,163	651	256	907	21	24	211	256
Lawrence	225	332	557	282	51	333	9	11	204	224
Lebanon	237	284	521	193	88	281	9	15	216	240
Lycoming	176	637	813	575	42	617	32	13	151	196
Mercer	275	715	990	499	164	663	35	19	273	327
Northumberland	184	391	575	239	151	390	9	11	165	185



Magisterial District Judge - 2020 Criminal Pre-Dispositional Arrest Warrants

	Pending from Prior Period	Total Issued	Total Warrants	Returned Served	Cancelled	Total Removed from Inventory	Pending:			Total Pending Warrants at Year End
							0-30 Days	31-60 Days	Over 60 Days	
<b><u>6th Class Counties</u></b>										
Armstrong	115	322	437	233	82	315	8	7	107	122
Bedford	70	134	204	104	26	130	8	4	62	74
Bradford	153	366	519	230	112	342	17	15	145	177
Carbon	170	280	450	262	26	288	8	3	151	162
Clarion	23	120	143	84	35	119	5	0	19	24
Clearfield	229	228	457	162	59	221	7	2	227	236
Clinton	46	361	407	179	181	360	14	0	33	47
Columbia	76	288	364	235	52	287	7	9	61	77
Crawford	45	201	246	162	25	187	12	9	38	59
Elk	71	159	230	125	47	172	3	5	50	58
Greene	43	211	254	166	15	181	11	7	55	73
Huntingdon	32	184	216	131	40	171	8	8	29	45
Indiana	72	189	261	160	39	199	8	8	46	62
Jefferson	32	72	104	59	19	78	2	0	24	26
McKean	89	129	218	97	20	117	4	2	95	101
Mifflin	26	142	168	129	9	138	4	2	24	30
Perry	30	133	163	96	30	126	10	2	25	37
Pike	118	128	246	94	41	135	2	6	103	111
Somerset	51	217	268	184	21	205	9	6	48	63
Susquehanna	116	259	375	116	103	219	14	17	125	156
Tioga	37	105	142	52	28	80	9	3	50	62
Venango	88	273	361	251	20	271	6	4	80	90
Warren	66	211	277	110	68	178	4	5	90	99
Wayne	107	147	254	101	55	156	6	2	90	98
<b><u>7th Class Counties</u></b>										
Juniata	13	63	76	52	11	63	2	0	11	13
Snyder	51	129	180	120	8	128	6	3	43	52
Union	27	51	78	42	8	50	5	1	22	28
Wyoming	44	94	138	73	14	87	3	0	48	51
<b><u>8th Class Counties</u></b>										
Cameron	6	28	34	12	10	22	1	2	9	12
Forest	3	9	12	7	1	8	0	1	3	4
Fulton	17	35	52	30	6	36	1	1	14	16
Montour	28	67	95	55	8	63	5	2	25	32
Potter	30	62	92	57	8	65	0	0	27	27
Sullivan	14	16	30	16	2	18	0	2	10	12

Magisterial District Judge - 2020 Criminal Post-Dispositional Arrest Warrants

	Pending from Prior Period	Total Issued	Total Warrants	Returned Served	Cancelled	Total Removed from Inventory	Pending:			Total Pending Warrants at Year End
							0-30 Days	31-60 Days	Over 60 Days	
<b><u>2nd Class County</u></b>										
Allegheny	72	113	185	26	102	128	0	0	57	57
<b><u>2A Class Counties</u></b>										
Bucks	5	0	5	0	0	0	0	0	5	5
Delaware	64	17	81	2	17	19	0	1	61	62
Montgomery	257	14	271	6	15	21	0	0	250	250
<b><u>3rd Class Counties</u></b>										
Berks	26	7	33	3	8	11	0	1	21	22
Chester	331	13	344	6	7	13	0	0	331	331
Cumberland	8	16	24	5	8	13	0	0	11	11
Dauphin	329	21	350	3	20	23	0	1	326	327
Erie	35	9	44	5	7	12	0	0	32	32
Lackawanna	123	5	128	1	5	6	0	0	122	122
Lancaster	146	18	164	7	16	23	0	0	141	141
Lehigh	29	5	34	1	7	8	0	0	26	26
Luzerne	130	4	134	1	6	7	0	0	127	127
Northampton	39	2	41	2	0	2	0	0	39	39
Westmoreland	32	30	62	7	24	31	0	0	31	31
York	196	4	200	0	8	8	0	0	192	192
<b><u>4th Class Counties</u></b>										
Beaver	24	10	34	0	10	10	0	0	24	24
Butler	22	7	29	2	5	7	0	0	22	22
Cambria	0	3	3	1	2	3	0	0	0	0
Centre	0	0	0	0	0	0	0	0	0	0
Fayette	2	8	10	3	6	9	0	0	1	1
Franklin	4	0	4	0	0	0	0	0	4	4
Monroe	83	9	92	1	11	12	0	0	80	80
Schuylkill	6	3	9	2	1	3	1	0	5	6
Washington	42	1	43	0	4	4	0	0	39	39
<b><u>5th Class Counties</u></b>										
Adams	11	1	12	1	0	1	0	0	11	11
Blair	11	10	21	4	7	11	0	0	10	10
Lawrence	3	0	3	0	0	0	0	0	3	3
Lebanon	0	5	5	2	3	5	0	0	0	0
Lycoming	21	6	27	2	6	8	0	0	19	19
Mercer	14	8	22	5	6	11	0	0	11	11
Northumberland	41	2	43	0	6	6	0	0	37	37

Magisterial District Judge - 2020 Criminal Post-Dispositional Arrest Warrants

	Pending from Prior Period	Total Issued	Total Warrants	Returned Served	Cancelled	Total Removed from Inventory	Pending:			Total Pending Warrants at Year End
							0-30 Days	31-60 Days	Over 60 Days	
<b><u>6th Class Counties</u></b>										
Armstrong	8	9	17	2	9	11	0	0	6	6
Bedford	1	2	3	0	2	2	0	0	1	1
Bradford	3	7	10	0	7	7	1	0	2	3
Carbon	0	0	0	0	0	0	0	0	0	0
Clarion	4	0	4	0	1	1	0	0	3	3
Clearfield	27	3	30	1	2	3	0	0	27	27
Clinton	0	0	0	0	0	0	0	0	0	0
Columbia	1	0	1	0	0	0	0	0	1	1
Crawford	3	2	5	2	0	2	0	0	3	3
Elk	0	3	3	1	2	3	0	0	0	0
Greene	1	1	2	0	1	1	0	0	1	1
Huntingdon	1	0	1	0	1	1	0	0	0	0
Indiana	1	0	1	0	0	0	0	0	1	1
Jefferson	1	1	2	0	1	1	0	0	1	1
McKean	3	0	3	0	1	1	0	0	2	2
Mifflin	0	1	1	1	0	1	0	0	0	0
Perry	0	0	0	0	0	0	0	0	0	0
Pike	13	0	13	0	1	1	0	0	12	12
Somerset	2	1	3	0	1	1	0	0	2	2
Susquehanna	9	4	13	1	4	5	0	0	8	8
Tioga	6	3	9	1	3	4	0	0	5	5
Venango	25	2	27	0	2	2	0	0	25	25
Warren	1	6	7	2	4	6	0	0	1	1
Wayne	24	4	28	2	2	4	0	0	24	24
<b><u>7th Class Counties</u></b>										
Juniata	0	0	0	0	0	0	0	0	0	0
Snyder	3	1	4	0	1	1	0	0	3	3
Union	11	2	13	1	1	2	0	0	11	11
Wyoming	0	0	0	0	0	0	0	0	0	0
<b><u>8th Class Counties</u></b>										
Cameron	0	1	1	1	0	1	0	0	0	0
Forest	0	0	0	0	0	0	0	0	0	0
Fulton	2	0	2	0	0	0	0	0	2	2
Montour	0	0	0	0	0	0	0	0	0	0
Potter	0	0	0	0	0	0	0	0	0	0
Sullivan	1	0	1	0	0	0	0	0	1	1

Magisterial District Judge - 2020 Private Summary Complaints Pre-Dispositional Arrest Warrants

	Pending from Prior Period	Total Issued	Total Warrants	Returned Served	Cancelled	Total Removed from Inventory	Pending:			Total Pending Warrants at Year End
							0-30 Days	31-60 Days	Over 60 Days	
<b><u>2nd Class County</u></b>										
Allegheny	11,752	1,256	13,008	204	1,669	1,873	65	74	10,996	11,135
<b><u>2A Class Counties</u></b>										
Bucks	114	3	117	13	1	14	0	0	103	103
Delaware	2,029	7	2,036	14	129	143	0	0	1,893	1,893
Montgomery	1,208	14	1,222	6	41	47	0	0	1,175	1,175
<b><u>3rd Class Counties</u></b>										
Berks	552	176	728	80	103	183	9	0	536	545
Chester	23	1	24	0	3	3	0	0	21	21
Cumberland	538	33	571	8	61	69	2	3	497	502
Dauphin	8,310	43	8,353	14	100	114	6	2	8,231	8,239
Erie	866	174	1,040	54	75	129	3	35	873	911
Lackawanna	563	92	655	21	60	81	2	0	572	574
Lancaster	296	80	376	52	50	102	12	2	260	274
Lehigh	294	11	305	4	88	92	0	0	213	213
Luzerne	2,166	67	2,233	10	243	253	0	3	1,977	1,980
Northampton	96	37	133	23	21	44	0	0	89	89
Westmoreland	2,727	262	2,989	164	118	282	2	46	2,659	2,707
York	1,943	158	2,101	133	111	244	7	0	1,850	1,857
<b><u>4th Class Counties</u></b>										
Beaver	745	46	791	23	80	103	1	1	686	688
Butler	298	31	329	10	67	77	0	3	249	252
Cambria	152	24	176	17	45	62	1	0	113	114
Centre	9	2	11	1	1	2	0	0	9	9
Fayette	1,008	1,247	2,255	213	262	475	59	120	1,601	1,780
Franklin	302	38	340	24	65	89	0	1	250	251
Monroe	1,931	242	2,173	13	341	354	4	5	1,810	1,819
Schuylkill	95	3	98	1	6	7	0	0	91	91
Washington	961	13	974	5	439	444	1	1	528	530
<b><u>5th Class Counties</u></b>										
Adams	253	360	613	296	81	377	17	8	211	236
Blair	622	58	680	21	270	291	0	0	389	389
Lawrence	42	2	44	1	4	5	0	0	39	39
Lebanon	30	16	46	7	14	21	0	0	25	25
Lycoming	652	41	693	7	42	49	3	0	641	644
Mercer	289	164	453	73	93	166	12	10	265	287
Northumberland	632	123	755	32	252	284	2	5	464	471

Magisterial District Judge - 2020 Private Summary Complaints Pre-Dispositional Arrest Warrants

	Pending from Prior Period	Total Issued	Total Warrants	Returned Served	Cancelled	Total Removed from Inventory	Pending:			Total Pending Warrants at Year End
							0-30 Days	31-60 Days	Over 60 Days	
<b><u>6th Class Counties</u></b>										
Armstrong	18	23	41	12	18	30	0	1	10	11
Bedford	267	5	272	4	2	6	0	0	266	266
Bradford	51	52	103	39	35	74	2	0	27	29
Carbon	4	5	9	0	4	4	0	0	5	5
Clarion	117	27	144	16	7	23	0	0	121	121
Clearfield	610	13	623	12	77	89	0	1	533	534
Clinton	9	3	12	0	1	1	0	0	11	11
Columbia	56	20	76	1	40	41	0	2	33	35
Crawford	380	23	403	16	7	23	3	3	374	380
Elk	44	9	53	4	27	31	3	2	17	22
Greene	107	69	176	35	30	65	1	3	107	111
Huntingdon	4	6	10	4	1	5	1	0	4	5
Indiana	108	19	127	11	63	74	2	0	51	53
Jefferson	43	67	110	14	19	33	0	3	74	77
McKean	107	15	122	9	20	29	0	0	93	93
Mifflin	28	32	60	16	10	26	0	4	30	34
Perry	1,419	39	1,458	17	1,364	1,381	0	0	77	77
Pike	64	5	69	0	53	53	0	0	16	16
Somerset	35	10	45	7	6	13	0	0	32	32
Susquehanna	36	2	38	0	13	13	0	0	25	25
Tioga	4	3	7	2	1	3	0	0	4	4
Venango	33	58	91	32	15	47	4	7	33	44
Warren	58	3	61	3	2	5	0	0	56	56
Wayne	269	13	282	3	5	8	0	1	273	274
<b><u>7th Class Counties</u></b>										
Juniata	8	2	10	0	2	2	0	0	8	8
Snyder	83	4	87	5	4	9	0	0	78	78
Union	27	4	31	1	13	14	0	0	17	17
Wyoming	138	2	140	3	2	5	0	0	135	135
<b><u>8th Class Counties</u></b>										
Cameron	1	0	1	0	0	0	0	0	1	1
Forest	5	0	5	0	0	0	0	0	5	5
Fulton	10	3	13	2	0	2	0	0	11	11
Montour	89	9	98	4	8	12	0	4	82	86
Potter	0	0	0	0	0	0	0	0	0	0
Sullivan	3	0	3	0	0	0	0	0	3	3

Magisterial District Judge - 2020 Private Summary Complaints Post-Dispositional Arrest Warrants

	Pending from Prior Period	Issued	Total Warrants	Returned Served	Cancelled	Total Removed from Inventory	Pending:			Total Pending Warrants at Year End
							0-30 Days	31-60 Days	Over 60 Days	
<b><u>2nd Class County</u></b>										
Allegheny	17,832	1,856	19,688	578	2,117	2,695	287	81	16,625	16,993
<b><u>2A Class Counties</u></b>										
Bucks	372	11	383	10	4	14	0	1	368	369
Delaware	5,387	105	5,492	49	146	195	0	0	5,297	5,297
Montgomery	2,354	43	2,397	10	48	58	0	2	2,337	2,339
<b><u>3rd Class Counties</u></b>										
Berks	1,796	224	2,020	154	195	349	2	5	1,664	1,671
Chester	76	14	90	16	22	38	0	2	50	52
Cumberland	664	254	918	41	266	307	5	5	601	611
Dauphin	4,536	274	4,810	115	158	273	8	8	4,521	4,537
Erie	1,716	308	2,024	189	302	491	31	15	1,487	1,533
Lackawanna	1,928	382	2,310	46	361	407	1	14	1,888	1,903
Lancaster	1,575	199	1,774	161	70	231	30	4	1,509	1,543
Lehigh	1,071	15	1,086	10	27	37	0	1	1,048	1,049
Luzerne	6,534	331	6,865	59	208	267	8	12	6,578	6,598
Northampton	1,782	86	1,868	83	11	94	0	6	1,768	1,774
Westmoreland	2,558	324	2,882	265	84	349	19	10	2,504	2,533
York	3,091	1,409	4,500	621	721	1,342	70	64	3,024	3,158
<b><u>4th Class Counties</u></b>										
Beaver	963	213	1,176	140	140	280	6	6	884	896
Butler	156	32	188	22	25	47	0	0	141	141
Cambria	173	172	345	105	57	162	8	5	170	183
Centre	27	15	42	13	5	18	3	0	21	24
Fayette	646	600	1,246	453	178	631	11	27	577	615
Franklin	276	257	533	180	67	247	6	19	261	286
Monroe	693	101	794	25	44	69	11	4	710	725
Schuylkill	107	2	109	0	21	21	1	1	86	88
Washington	2,202	105	2,307	83	100	183	5	3	2,116	2,124
<b><u>5th Class Counties</u></b>										
Adams	497	527	1,024	369	122	491	5	9	519	533
Blair	406	147	553	90	205	295	1	7	250	258
Lawrence	108	19	127	14	7	21	3	0	103	106
Lebanon	31	48	79	30	25	55	1	4	19	24
Lycoming	494	105	599	18	91	109	10	2	478	490
Mercer	588	412	1,000	179	227	406	22	21	551	594
Northumberland	1,114	696	1,810	27	667	694	69	13	1,034	1,116

Magisterial District Judge - 2020 Private Summary Complaints Post-Dispositional Arrest Warrants

	Pending from Prior Period	Total Issued	Total Warrants	Returned Served	Cancelled	Total Removed from Inventory	Pending:			Total Pending Warrants at Year End
							0-30 Days	31-60 Days	Over 60 Days	
<b><u>6th Class Counties</u></b>										
Armstrong	51	55	106	22	43	65	0	1	40	41
Bedford	159	14	173	4	13	17	0	0	156	156
Bradford	111	271	382	206	54	260	19	3	100	122
Carbon	52	23	75	10	3	13	0	0	62	62
Clarion	36	64	100	19	35	54	3	0	43	46
Clearfield	350	53	403	27	63	90	4	1	308	313
Clinton	2	3	5	0	3	3	0	0	2	2
Columbia	192	91	283	6	86	92	1	12	178	191
Crawford	248	19	267	18	8	26	1	1	239	241
Elk	31	21	52	9	28	37	1	1	13	15
Greene	166	260	426	137	119	256	3	1	166	170
Huntingdon	6	13	19	7	5	12	0	1	6	7
Indiana	44	27	71	7	27	34	4	0	33	37
Jefferson	64	51	115	28	30	58	4	1	52	57
McKean	386	143	529	59	123	182	2	18	327	347
Mifflin	10	25	35	14	10	24	1	0	10	11
Perry	127	63	190	41	127	168	2	3	17	22
Pike	62	5	67	0	2	2	0	0	65	65
Somerset	90	28	118	28	4	32	0	1	85	86
Susquehanna	152	16	168	2	6	8	0	0	160	160
Tioga	131	17	148	1	17	18	0	1	129	130
Venango	548	156	704	124	39	163	4	11	526	541
Warren	86	22	108	10	10	20	0	0	88	88
Wayne	678	22	700	11	16	27	1	2	670	673
<b><u>7th Class Counties</u></b>										
Juniata	7	5	12	5	0	5	0	1	6	7
Snyder	220	141	361	73	147	220	10	12	119	141
Union	55	7	62	5	4	9	0	0	53	53
Wyoming	93	5	98	1	0	1	0	0	97	97
<b><u>8th Class Counties</u></b>										
Cameron	14	1	15	0	3	3	0	0	12	12
Forest	7	0	7	0	0	0	0	0	7	7
Fulton	24	0	24	0	2	2	0	0	22	22
Montour	42	22	64	6	15	21	0	2	41	43
Potter	9	13	22	0	6	6	0	0	16	16
Sullivan	2	0	2	0	1	1	0	0	1	1

Magisterial District Judge - 2020 Private Criminal Complaints Pre-Dispositional Arrest Warrants

	Pending from Prior Period	Issued	Total Warrants	Returned Served	Cancelled	Total Removed from Inventory	Pending:			Total Pending Warrants at Year End
							0-30 Days	31-60 Days	Over 60 Days	
<b><u>2nd Class County</u></b>										
Allegheny	315	53	368	46	57	103	1	0	264	265
<b><u>2A Class Counties</u></b>										
Bucks	6	0	6	0	1	1	0	0	5	5
Delaware	752	4	756	4	3	7	0	0	749	749
Montgomery	8	0	8	0	0	0	0	0	8	8
<b><u>3rd Class Counties</u></b>										
Berks	7	0	7	1	1	2	0	0	5	5
Chester	22	1	23	0	2	2	0	0	21	21
Cumberland	8	1	9	0	4	4	1	0	4	5
Dauphin	651	6	657	3	5	8	1	2	646	649
Erie	96	59	155	24	16	40	11	7	97	115
Lackawanna	316	12	328	10	7	17	0	0	311	311
Lancaster	354	37	391	15	16	31	0	4	356	360
Lehigh	442	9	451	6	16	22	0	0	429	429
Luzerne	358	14	372	4	19	23	2	2	345	349
Northampton	56	5	61	6	0	6	0	0	55	55
Westmoreland	656	113	769	83	46	129	10	4	626	640
York	124	0	124	1	33	34	0	0	90	90
<b><u>4th Class Counties</u></b>										
Beaver	54	0	54	0	1	1	0	0	53	53
Butler	28	0	28	0	1	1	0	0	27	27
Cambria	30	1	31	0	0	0	0	1	30	31
Centre	0	0	0	0	0	0	0	0	0	0
Fayette	41	1	42	1	1	2	0	0	40	40
Franklin	53	2	55	3	1	4	0	0	51	51
Monroe	297	0	297	0	11	11	0	0	286	286
Schuylkill	8	0	8	0	0	0	0	0	8	8
Washington	174	1	175	0	2	2	0	0	173	173
<b><u>5th Class Counties</u></b>										
Adams	81	0	81	0	0	0	0	0	81	81
Blair	88	6	94	2	16	18	0	0	76	76
Lawrence	3	0	3	0	0	0	0	0	3	3
Lebanon	0	0	0	0	0	0	0	0	0	0
Lycoming	38	2	40	0	2	2	0	0	38	38
Mercer	8	0	8	1	0	1	0	0	7	7
Northumberland	2	0	2	0	0	0	0	0	2	2



Magisterial District Judge - 2020 Private Criminal Complaints Pre-Dispositional Arrest Warrants

	Pending from Prior Period	Total Issued	Total Warrants	Returned Served	Cancelled	Total Removed from Inventory	Pending:			Total Pending Warrants at Year End
							0-30 Days	31-60 Days	Over 60 Days	
<b><u>6th Class Counties</u></b>										
Armstrong	3	0	3	0	0	0	0	0	3	3
Bedford	18	0	18	0	0	0	0	0	18	18
Bradford	58	3	61	1	1	2	1	0	58	59
Carbon	0	0	0	0	0	0	0	0	0	0
Clarion	1	3	4	1	1	2	0	0	2	2
Clearfield	185	1	186	0	4	4	0	0	182	182
Clinton	1	0	1	1	0	1	0	0	0	0
Columbia	7	0	7	0	1	1	0	0	6	6
Crawford	5	0	5	0	0	0	0	0	5	5
Elk	1	0	1	0	0	0	0	0	1	1
Greene	3	3	6	3	3	6	0	0	0	0
Huntingdon	0	0	0	0	0	0	0	0	0	0
Indiana	1	0	1	0	0	0	0	0	1	1
Jefferson	9	3	12	2	2	4	0	0	8	8
McKean	45	6	51	2	8	10	0	0	41	41
Mifflin	3	3	6	0	2	2	0	0	4	4
Perry	0	0	0	0	0	0	0	0	0	0
Pike	15	0	15	0	1	1	0	0	14	14
Somerset	4	3	7	1	2	3	0	0	4	4
Susquehanna	0	0	0	0	0	0	0	0	0	0
Tioga	0	0	0	0	0	0	0	0	0	0
Venango	0	0	0	0	0	0	0	0	0	0
Warren	1	0	1	0	0	0	0	0	1	1
Wayne	74	0	74	1	0	1	0	0	73	73
<b><u>7th Class Counties</u></b>										
Juniata	3	1	4	1	0	1	0	0	3	3
Snyder	3	0	3	0	0	0	0	0	3	3
Union	11	0	11	0	0	0	0	0	11	11
Wyoming	7	0	7	0	0	0	0	0	7	7
<b><u>8th Class Counties</u></b>										
Cameron	2	0	2	0	0	0	0	0	2	2
Forest	0	0	0	0	0	0	0	0	0	0
Fulton	2	0	2	0	0	0	0	0	2	2
Montour	4	0	4	0	1	1	0	0	3	3
Potter	0	0	0	0	0	0	0	0	0	0
Sullivan	0	0	0	0	0	0	0	0	0	0

Magisterial District Judge - 2020 Private Criminal Complaints Post-Dispositional Arrest Warrants

	Pending from Prior Period	Total Issued Warrants	Returned Served	Cancelled	Total Removed from Inventory	Pending:			Total Pending Warrants at Year End	
						0-30 Days	31-60 Days	Over 60 Days		
<b><u>2nd Class County</u></b>										
Allegheny	33	1	34	0	5	5	0	0	29	29
<b><u>2A Class Counties</u></b>										
Bucks	0	0	0	0	0	0	0	0	0	0
Delaware	12	0	12	0	0	0	0	0	12	12
Montgomery	9	0	9	0	0	0	0	0	9	9
<b><u>3rd Class Counties</u></b>										
Berks	0	0	0	0	0	0	0	0	0	0
Chester	92	0	92	0	1	1	0	0	91	91
Cumberland	0	0	0	0	0	0	0	0	0	0
Dauphin	18	2	20	0	3	3	0	0	17	17
Erie	5	0	5	0	0	0	0	0	5	5
Lackawanna	7	1	8	0	1	1	0	0	7	7
Lancaster	1	0	1	0	0	0	0	0	1	1
Lehigh	2	0	2	0	0	0	0	0	2	2
Luzerne	50	0	50	0	0	0	0	0	50	50
Northampton	2	0	2	0	0	0	0	0	2	2
Westmoreland	35	1	36	0	3	3	0	0	33	33
York	30	0	30	0	0	0	0	0	30	30
<b><u>4th Class Counties</u></b>										
Beaver	3	0	3	0	0	0	0	0	3	3
Butler	3	0	3	0	0	0	0	0	3	3
Cambria	0	0	0	0	0	0	0	0	0	0
Centre	0	0	0	0	0	0	0	0	0	0
Fayette	7	0	7	0	0	0	0	0	7	7
Franklin	0	0	0	0	0	0	0	0	0	0
Monroe	4	1	5	0	0	0	0	0	5	5
Schuylkill	1	0	1	0	0	0	0	0	1	1
Washington	12	0	12	0	0	0	0	0	12	12
<b><u>5th Class Counties</u></b>										
Adams	5	0	5	0	0	0	0	0	5	5
Blair	0	0	0	0	0	0	0	0	0	0
Lawrence	0	0	0	0	0	0	0	0	0	0
Lebanon	0	0	0	0	0	0	0	0	0	0
Lycoming	0	0	0	0	0	0	0	0	0	0
Mercer	0	0	0	0	0	0	0	0	0	0
Northumberland	0	0	0	0	0	0	0	0	0	0

Magisterial District Judge - 2020 Private Criminal Complaints Post-Dispositional Arrest Warrants

	Pending from Prior Period	Total Issued	Total Warrants	Returned Served	Cancelled	Total Removed from Inventory	Pending:			Total Pending Warrants at Year End
							0-30 Days	31-60 Days	Over 60 Days	
<b><u>6th Class Counties</u></b>										
Armstrong	0	0	0	0	0	0	0	0	0	0
Bedford	0	0	0	0	0	0	0	0	0	0
Bradford	4	0	4	0	0	0	0	0	4	4
Carbon	0	0	0	0	0	0	0	0	0	0
Clarion	0	0	0	0	0	0	0	0	0	0
Clearfield	4	0	4	1	0	1	0	0	3	3
Clinton	0	0	0	0	0	0	0	0	0	0
Columbia	0	0	0	0	0	0	0	0	0	0
Crawford	0	0	0	0	0	0	0	0	0	0
Elk	0	0	0	0	0	0	0	0	0	0
Greene	3	0	3	0	0	0	0	0	3	3
Huntingdon	0	0	0	0	0	0	0	0	0	0
Indiana	0	0	0	0	0	0	0	0	0	0
Jefferson	0	0	0	0	0	0	0	0	0	0
McKean	0	0	0	0	0	0	0	0	0	0
Mifflin	0	0	0	0	0	0	0	0	0	0
Perry	0	0	0	0	0	0	0	0	0	0
Pike	2	0	2	0	1	1	0	0	1	1
Somerset	1	0	1	0	0	0	0	0	1	1
Susquehanna	0	0	0	0	0	0	0	0	0	0
Tioga	1	0	1	0	0	0	0	0	1	1
Venango	1	0	1	0	0	0	0	0	1	1
Warren	0	0	0	0	0	0	0	0	0	0
Wayne	4	0	4	0	0	0	0	0	4	4
<b><u>7th Class Counties</u></b>										
Juniata	0	0	0	0	0	0	0	0	0	0
Snyder	0	0	0	0	0	0	0	0	0	0
Union	0	0	0	0	0	0	0	0	0	0
Wyoming	3	0	3	0	0	0	0	0	3	3
<b><u>8th Class Counties</u></b>										
Cameron	0	0	0	0	0	0	0	0	0	0
Forest	0	0	0	0	0	0	0	0	0	0
Fulton	0	0	0	0	0	0	0	0	0	0
Montour	0	0	0	0	0	0	0	0	0	0
Potter	0	0	0	0	0	0	0	0	0	0
Sullivan	1	0	1	0	0	0	0	0	1	1

Magisterial District Judge - 2020 Traffic Pre-Dispositional Arrest Warrants

	Pending from Prior Period	Issued	Total Warrants	Returned Served	Cancelled	Total Removed from Inventory	Pending:			Total Pending Warrants at Year End
							0-30 Days	31-60 Days	Over 60 Days	
<b><u>2nd Class County</u></b>										
Allegheny	103,930	25,040	128,970	7,722	19,805	27,527	1,507	1,333	98,603	101,443
<b><u>2A Class Counties</u></b>										
Bucks	21,287	10,733	32,020	7,085	5,336	12,421	883	488	18,228	19,599
Delaware	86,039	7,540	93,579	8,421	20,364	28,785	21	27	64,746	64,794
Montgomery	102,084	21,418	123,502	6,084	18,387	24,471	1,255	1,125	96,651	99,031
<b><u>3rd Class Counties</u></b>										
Berks	12,111	9,796	21,907	6,324	3,306	9,630	659	418	11,200	12,277
Chester	17,292	14,663	31,955	8,214	8,500	16,714	991	755	13,495	15,241
Cumberland	7,351	6,631	13,982	593	5,972	6,565	476	341	6,600	7,417
Dauphin	108,296	15,887	124,183	3,808	7,841	11,649	1,357	1,039	110,138	112,534
Erie	4,901	4,045	8,946	1,449	1,828	3,277	339	252	5,078	5,669
Lackawanna	9,864	4,000	13,864	1,234	4,026	5,260	105	241	8,258	8,604
Lancaster	30,263	23,345	53,608	14,192	7,385	21,577	1,684	1,418	28,929	32,031
Lehigh	38,092	24,105	62,197	4,324	13,593	17,917	2,499	2,599	39,182	44,280
Luzerne	27,642	10,374	38,016	2,601	12,410	15,011	572	644	21,789	23,005
Northampton	16,059	9,212	25,271	5,337	3,965	9,302	668	645	14,656	15,969
Westmoreland	9,709	5,193	14,902	3,517	2,315	5,832	288	329	8,453	9,070
York	12,221	11,882	24,103	5,127	6,865	11,992	715	299	11,097	12,111
<b><u>4th Class Counties</u></b>										
Beaver	6,037	2,344	8,381	1,331	2,766	4,097	125	151	4,008	4,284
Butler	2,001	1,280	3,281	614	481	1,095	81	86	2,019	2,186
Cambria	1,079	1,221	2,300	486	651	1,137	48	42	1,073	1,163
Centre	2,494	1,933	4,427	511	1,852	2,363	43	74	1,947	2,064
Fayette	2,415	2,633	5,048	1,762	511	2,273	98	166	2,511	2,775
Franklin	1,719	1,651	3,370	1,107	671	1,778	50	77	1,465	1,592
Monroe	11,337	10,806	22,143	3,267	6,835	10,102	1,352	700	9,989	12,041
Schuylkill	5,339	4,030	9,369	688	3,418	4,106	314	223	4,726	5,263
Washington	10,691	6,246	16,937	2,677	5,274	7,951	332	320	8,334	8,986
<b><u>5th Class Counties</u></b>										
Adams	1,220	2,355	3,575	1,150	1,157	2,307	105	31	1,132	1,268
Blair	1,762	2,144	3,906	635	1,590	2,225	124	55	1,502	1,681
Lawrence	1,816	1,312	3,128	446	832	1,278	33	76	1,741	1,850
Lebanon	3,562	7,215	10,777	3,161	3,598	6,759	431	211	3,376	4,018
Lycoming	1,500	1,222	2,722	213	1,203	1,416	67	29	1,210	1,306
Mercer	1,237	1,351	2,588	639	659	1,298	87	80	1,123	1,290
Northumberland	4,953	2,659	7,612	300	1,824	2,124	277	121	5,090	5,488

Magisterial District Judge - 2020 Traffic Pre-Dispositional Arrest Warrants

	Pending from Prior Period	Issued	Total Warrants	Returned Served	Cancelled	Total Removed from Inventory	Pending:			Total Pending Warrants at Year End
							0-30 Days	31-60 Days	Over 60 Days	
<b><u>6th Class Counties</u></b>										
Armstrong	833	794	1,627	268	674	942	54	60	571	685
Bedford	2,851	2,170	5,021	74	2,217	2,291	175	33	2,522	2,730
Bradford	344	487	831	298	167	465	40	2	324	366
Carbon	3,792	3,237	7,029	1,458	1,255	2,713	288	218	3,810	4,316
Clarion	1,037	1,045	2,082	70	826	896	57	34	1,095	1,186
Clearfield	4,265	1,493	5,758	769	424	1,193	144	56	4,365	4,565
Clinton	1,821	1,520	3,341	66	1,379	1,445	44	27	1,825	1,896
Columbia	2,236	1,779	4,015	51	1,910	1,961	132	145	1,777	2,054
Crawford	456	1,131	1,587	747	221	968	77	28	514	619
Elk	230	424	654	24	386	410	25	17	202	244
Greene	1,950	1,365	3,315	592	681	1,273	73	29	1,940	2,042
Huntingdon	238	530	768	118	223	341	56	40	331	427
Indiana	998	1,020	2,018	217	822	1,039	31	29	919	979
Jefferson	604	882	1,486	347	478	825	78	13	570	661
McKean	465	785	1,250	191	542	733	62	48	407	517
Mifflin	162	313	475	83	219	302	30	14	129	173
Perry	407	887	1,294	471	446	917	21	36	320	377
Pike	1,238	1,280	2,518	94	1,095	1,189	132	54	1,143	1,329
Somerset	1,234	1,888	3,122	1,198	533	1,731	85	74	1,232	1,391
Susquehanna	1,516	1,107	2,623	12	822	834	36	49	1,704	1,789
Tioga	449	719	1,168	80	606	686	35	24	423	482
Venango	486	709	1,195	436	251	687	50	18	440	508
Warren	224	434	658	255	130	385	0	28	245	273
Wayne	440	501	941	131	348	479	24	54	384	462
<b><u>7th Class Counties</u></b>										
Juniata	270	300	570	54	253	307	0	16	247	263
Snyder	415	416	831	143	267	410	26	10	385	421
Union	492	325	817	105	271	376	17	12	412	441
Wyoming	441	186	627	86	89	175	2	8	442	452
<b><u>8th Class Counties</u></b>										
Cameron	41	78	119	2	86	88	0	1	30	31
Forest	55	27	82	11	6	17	0	23	42	65
Fulton	848	844	1,692	141	778	919	68	40	665	773
Montour	238	186	424	35	138	173	1	0	250	251
Potter	130	171	301	1	185	186	7	6	102	115
Sullivan	108	54	162	1	67	68	0	4	90	94

Magisterial District Judge - 2020 Traffic Post-Dispositional Arrest Warrants

	Pending from Prior Period	Issued	Total Warrants	Returned Served	Cancelled	Total Removed from Inventory	Pending:			Total Pending Warrants at Year End
							0-30 Days	31-60 Days	Over 60 Days	
<b><u>2nd Class County</u></b>										
Allegheny	62,238	17,574	79,812	7,764	15,527	23,291	1,982	1,076	53,463	56,521
<b><u>2A Class Counties</u></b>										
Bucks	34,459	11,960	46,419	9,222	3,188	12,410	811	460	32,738	34,009
Delaware	69,401	3,400	72,801	4,798	2,521	7,319	2	2	65,478	65,482
Montgomery	69,301	11,687	80,988	4,267	9,852	14,119	929	673	65,267	66,869
<b><u>3rd Class Counties</u></b>										
Berks	34,208	10,760	44,968	9,046	3,496	12,542	426	343	31,657	32,426
Chester	7,240	7,474	14,714	5,741	2,414	8,155	564	343	5,652	6,559
Cumberland	5,221	4,887	10,108	944	4,013	4,957	471	189	4,491	5,151
Dauphin	32,114	14,666	46,780	4,726	8,980	13,706	899	462	31,713	33,074
Erie	10,914	5,363	16,277	2,660	2,937	5,597	421	237	10,022	10,680
Lackawanna	13,462	3,600	17,062	1,517	2,222	3,739	87	156	13,080	13,323
Lancaster	41,852	19,911	61,763	16,047	5,439	21,486	1,320	1,114	37,843	40,277
Lehigh	35,490	8,104	43,594	3,440	4,087	7,527	858	603	34,606	36,067
Luzerne	28,989	8,959	37,948	3,008	6,889	9,897	326	486	27,239	28,051
Northampton	20,523	6,254	26,777	4,973	1,087	6,060	539	208	19,970	20,717
Westmoreland	11,291	5,307	16,598	4,808	1,007	5,815	504	239	10,040	10,783
York	15,623	15,742	31,365	6,155	10,276	16,431	921	607	13,406	14,934
<b><u>4th Class Counties</u></b>										
Beaver	5,913	3,130	9,043	2,358	1,392	3,750	120	112	5,061	5,293
Butler	1,680	1,369	3,049	756	578	1,334	74	87	1,554	1,715
Cambria	1,170	2,218	3,388	1,332	890	2,222	124	62	980	1,166
Centre	858	1,059	1,917	550	646	1,196	54	36	631	721
Fayette	4,117	4,712	8,829	3,944	888	4,832	134	240	3,623	3,997
Franklin	2,310	2,214	4,524	1,676	591	2,267	90	98	2,069	2,257
Monroe	9,618	5,096	14,714	1,536	3,129	4,665	445	319	9,285	10,049
Schuylkill	5,215	1,993	7,208	611	2,080	2,691	261	164	4,092	4,517
Washington	11,165	5,460	16,625	2,691	3,447	6,138	420	279	9,788	10,487
<b><u>5th Class Counties</u></b>										
Adams	1,809	2,612	4,421	1,634	814	2,448	130	81	1,762	1,973
Blair	2,671	4,761	7,432	1,699	3,055	4,754	219	168	2,291	2,678
Lawrence	2,049	1,562	3,611	540	728	1,268	50	387	1,906	2,343
Lebanon	3,366	6,457	9,823	3,108	3,134	6,242	427	263	2,891	3,581
Lycoming	4,605	3,144	7,749	580	3,035	3,615	336	81	3,717	4,134
Mercer	2,635	2,250	4,885	1,130	1,290	2,420	184	101	2,180	2,465
Northumberland	6,310	3,968	10,278	278	4,145	4,423	216	112	5,527	5,855

Magisterial District Judge - 2020 Traffic Post-Dispositional Arrest Warrants

	Pending from Prior Period	Issued	Total Warrants	Returned Served	Cancelled	Total Removed from Inventory	Pending:			Total Pending Warrants at Year End
							0-30 Days	31-60 Days	Over 60 Days	
<b><u>6th Class Counties</u></b>										
Armstrong	760	1,007	1,767	357	654	1,011	33	49	674	756
Bedford	3,177	976	4,153	165	760	925	137	41	3,050	3,228
Bradford	502	1,028	1,530	730	254	984	58	20	468	546
Carbon	2,698	1,963	4,661	1,154	748	1,902	139	121	2,499	2,759
Clarion	483	599	1,082	98	534	632	65	19	366	450
Clearfield	2,550	1,821	4,371	1,207	712	1,919	73	73	2,306	2,452
Clinton	239	434	673	116	291	407	19	5	242	266
Columbia	2,005	1,605	3,610	51	1,600	1,651	35	120	1,804	1,959
Crawford	1,264	1,342	2,606	924	337	1,261	73	45	1,227	1,345
Elk	568	531	1,099	43	552	595	34	38	432	504
Greene	1,190	1,128	2,318	559	508	1,067	85	65	1,101	1,251
Huntingdon	319	459	778	144	297	441	50	11	276	337
Indiana	863	841	1,704	225	735	960	59	19	666	744
Jefferson	507	647	1,154	230	451	681	55	15	403	473
McKean	1,670	1,844	3,514	691	1,434	2,125	67	104	1,218	1,389
Mifflin	223	416	639	174	259	433	31	8	167	206
Perry	498	1,003	1,501	595	503	1,098	53	33	317	403
Pike	1,840	708	2,548	115	517	632	70	41	1,805	1,916
Somerset	1,360	834	2,194	600	213	813	72	45	1,264	1,381
Susquehanna	1,811	920	2,731	59	604	663	36	19	2,013	2,068
Tioga	672	666	1,338	80	563	643	45	30	620	695
Venango	1,631	2,058	3,689	1,632	329	1,961	98	124	1,506	1,728
Warren	531	656	1,187	253	362	615	5	23	544	572
Wayne	1,168	535	1,703	193	351	544	46	55	1,058	1,159
<b><u>7th Class Counties</u></b>										
Juniata	221	240	461	119	127	246	2	3	210	215
Snyder	1,287	1,688	2,975	512	1,477	1,989	72	54	860	986
Union	890	386	1,276	157	483	640	9	3	624	636
Wyoming	568	266	834	217	78	295	0	0	539	539
<b><u>8th Class Counties</u></b>										
Cameron	195	73	268	1	106	107	0	0	161	161
Forest	115	2	117	26	2	28	0	0	89	89
Fulton	374	364	738	144	187	331	18	4	385	407
Montour	605	377	982	94	354	448	0	0	534	534
Potter	340	219	559	29	215	244	15	18	282	315
Sullivan	118	32	150	11	37	48	0	12	90	102

Magisterial District Judge - 2020 Non-Traffic Pre-Dispositional Arrest Warrants

	Pending from Prior Period	Issued	Total Warrants	Returned Served	Cancelled	Total Removed from Inventory	Pending:			Total Pending Warrants at Year End
							0-30 Days	31-60 Days	Over 60 Days	
<b><u>2nd Class County</u></b>										
Allegheny	33,642	4,897	38,539	1,333	4,459	5,792	373	392	31,982	32,747
<b><u>2A Class Counties</u></b>										
Bucks	6,550	1,982	8,532	1,413	694	2,107	120	83	6,222	6,425
Delaware	65,577	1,305	66,882	1,718	3,682	5,400	2	0	61,480	61,482
Montgomery	36,383	2,910	39,293	483	2,335	2,818	190	138	36,147	36,475
<b><u>3rd Class Counties</u></b>										
Berks	6,452	2,970	9,422	2,445	1,595	4,040	178	111	5,093	5,382
Chester	2,292	1,258	3,550	709	733	1,442	70	48	1,990	2,108
Cumberland	1,988	874	2,862	97	1,009	1,106	82	36	1,638	1,756
Dauphin	17,953	2,415	20,368	712	1,211	1,923	208	135	18,102	18,445
Erie	2,267	1,486	3,753	471	796	1,267	92	56	2,338	2,486
Lackawanna	3,083	756	3,839	124	348	472	36	73	3,258	3,367
Lancaster	5,180	2,380	7,560	1,573	1,936	3,509	145	97	3,809	4,051
Lehigh	7,251	1,386	8,637	356	1,122	1,478	83	70	7,006	7,159
Luzerne	9,768	2,900	12,668	522	3,062	3,584	150	165	8,769	9,084
Northampton	1,939	1,289	3,228	749	485	1,234	59	47	1,888	1,994
Westmoreland	3,322	942	4,264	596	310	906	57	100	3,201	3,358
York	5,171	2,078	7,249	1,072	976	2,048	133	40	5,028	5,201
<b><u>4th Class Counties</u></b>										
Beaver	2,299	644	2,943	340	714	1,054	24	30	1,835	1,889
Butler	861	211	1,072	100	132	232	9	8	823	840
Cambria	484	450	934	201	234	435	25	10	464	499
Centre	338	332	670	77	277	354	16	23	277	316
Fayette	2,157	1,148	3,305	712	846	1,558	54	80	1,613	1,747
Franklin	590	395	985	229	222	451	8	7	519	534
Monroe	3,373	1,038	4,411	217	824	1,041	106	51	3,213	3,370
Schuylkill	3,703	1,573	5,276	332	1,013	1,345	122	86	3,723	3,931
Washington	4,720	1,723	6,443	498	2,106	2,604	77	119	3,643	3,839
<b><u>5th Class Counties</u></b>										
Adams	123	234	357	151	78	229	13	6	109	128
Blair	1,276	487	1,763	183	688	871	24	26	842	892
Lawrence	711	333	1,044	76	323	399	22	64	559	645
Lebanon	874	1,290	2,164	526	732	1,258	79	28	799	906
Lycoming	2,312	501	2,813	106	396	502	27	18	2,266	2,311
Mercer	616	326	942	139	348	487	21	15	419	455
Northumberland	3,503	1,375	4,878	193	699	892	82	80	3,824	3,986



Magisterial District Judge - 2020 Non-Traffic Pre-Dispositional Arrest Warrants

	Pending from Prior Period	Issued	Total Warrants	Returned Served	Cancelled	Total Removed from Inventory	Pending:			Total Pending Warrants at Year End
							0-30 Days	31-60 Days	Over 60 Days	
<b><u>6th Class Counties</u></b>										
Armstrong	328	264	592	69	248	317	15	23	237	275
Bedford	221	96	317	37	56	93	12	6	206	224
Bradford	147	146	293	103	70	173	11	1	108	120
Carbon	555	433	988	170	140	310	34	20	624	678
Clarion	154	71	225	22	34	56	4	2	163	169
Clearfield	616	363	979	258	184	442	17	10	510	537
Clinton	59	106	165	12	95	107	2	9	47	58
Columbia	374	338	712	20	257	277	8	16	411	435
Crawford	241	432	673	217	168	385	10	9	269	288
Elk	47	72	119	7	67	74	4	1	40	45
Greene	212	322	534	153	135	288	10	17	219	246
Huntingdon	143	122	265	44	118	162	11	13	79	103
Indiana	445	249	694	107	164	271	7	13	403	423
Jefferson	59	136	195	53	56	109	17	4	65	86
McKean	242	167	409	54	127	181	3	15	210	228
Mifflin	46	136	182	49	68	117	8	2	55	65
Perry	438	1,097	1,535	187	778	965	429	7	134	570
Pike	410	165	575	10	303	313	13	5	244	262
Somerset	139	117	256	70	36	106	1	10	139	150
Susquehanna	79	78	157	6	47	53	2	2	100	104
Tioga	79	136	215	21	112	133	2	3	77	82
Venango	128	247	375	172	41	213	10	21	131	162
Warren	84	117	201	58	36	94	2	5	100	107
Wayne	238	121	359	29	100	129	11	4	215	230
<b><u>7th Class Counties</u></b>										
Juniata	145	383	528	112	110	222	0	3	303	306
Snyder	154	116	270	43	32	75	6	12	177	195
Union	230	66	296	26	137	163	2	7	124	133
Wyoming	87	19	106	18	6	24	0	0	82	82
<b><u>8th Class Counties</u></b>										
Cameron	19	13	32	0	9	9	0	0	23	23
Forest	50	1	51	1	4	5	0	0	46	46
Fulton	38	37	75	20	19	39	2	2	32	36
Montour	89	66	155	25	23	48	1	24	82	107
Potter	34	30	64	5	22	27	1	5	31	37
Sullivan	36	22	58	0	22	22	0	0	36	36

Magisterial District Judge - 2020 Non-Traffic Post-Dispositional Arrest Warrants

	Pending from Prior Period	Issued	Total Warrants	Returned Served	Cancelled	Total Removed from Inventory	Pending:			Total Pending Warrants at Year End
							0-30 Days	31-60 Days	Over 60 Days	
<b><u>2nd Class County</u></b>										
Allegheny	60,671	7,803	68,474	3,094	8,310	11,404	1,250	606	55,214	57,070
<b><u>2A Class Counties</u></b>										
Bucks	9,751	2,332	12,083	1,616	969	2,585	180	153	9,165	9,498
Delaware	33,992	866	34,858	822	762	1,584	0	3	33,271	33,274
Montgomery	28,208	2,696	30,904	643	1,995	2,638	206	134	27,926	28,266
<b><u>3rd Class Counties</u></b>										
Berks	14,270	3,196	17,466	2,986	966	3,952	175	140	13,199	13,514
Chester	1,801	1,312	3,113	1,011	484	1,495	84	37	1,497	1,618
Cumberland	1,488	979	2,467	177	784	961	70	56	1,380	1,506
Dauphin	12,580	2,883	15,463	1,005	1,712	2,717	181	126	12,439	12,746
Erie	9,001	3,107	12,108	1,158	1,693	2,851	210	130	8,917	9,257
Lackawanna	8,574	1,177	9,751	245	721	966	38	70	8,677	8,785
Lancaster	13,872	3,448	17,320	2,640	948	3,588	282	131	13,319	13,732
Lehigh	12,398	1,325	13,723	428	577	1,005	136	102	12,480	12,718
Luzerne	16,685	2,631	19,316	590	1,885	2,475	137	121	16,583	16,841
Northampton	5,593	1,120	6,713	798	241	1,039	80	31	5,563	5,674
Westmoreland	3,822	1,344	5,166	1,108	269	1,377	119	107	3,563	3,789
York	5,118	3,646	8,764	1,494	2,029	3,523	298	146	4,797	5,241
<b><u>4th Class Counties</u></b>										
Beaver	3,367	1,222	4,589	803	729	1,532	54	48	2,955	3,057
Butler	936	440	1,376	226	235	461	38	24	853	915
Cambria	608	828	1,436	419	367	786	51	29	570	650
Centre	249	351	600	83	242	325	34	18	223	275
Fayette	1,397	1,052	2,449	838	462	1,300	38	54	1,057	1,149
Franklin	781	619	1,400	452	132	584	16	14	786	816
Monroe	2,659	876	3,535	208	572	780	101	52	2,602	2,755
Schuylkill	3,147	706	3,853	173	1,054	1,227	68	61	2,497	2,626
Washington	7,524	2,300	9,824	1,084	1,391	2,475	108	68	7,173	7,349
<b><u>5th Class Counties</u></b>										
Adams	658	422	1,080	249	103	352	22	9	697	728
Blair	1,543	1,175	2,718	547	980	1,527	16	52	1,123	1,191
Lawrence	1,331	499	1,830	197	221	418	34	67	1,311	1,412
Lebanon	1,541	2,010	3,551	741	1,243	1,984	147	102	1,318	1,567
Lycoming	3,542	919	4,461	254	750	1,004	74	27	3,356	3,457
Mercer	977	830	1,807	361	436	797	70	30	910	1,010
Northumberland	3,661	1,532	5,193	114	1,370	1,484	85	86	3,538	3,709

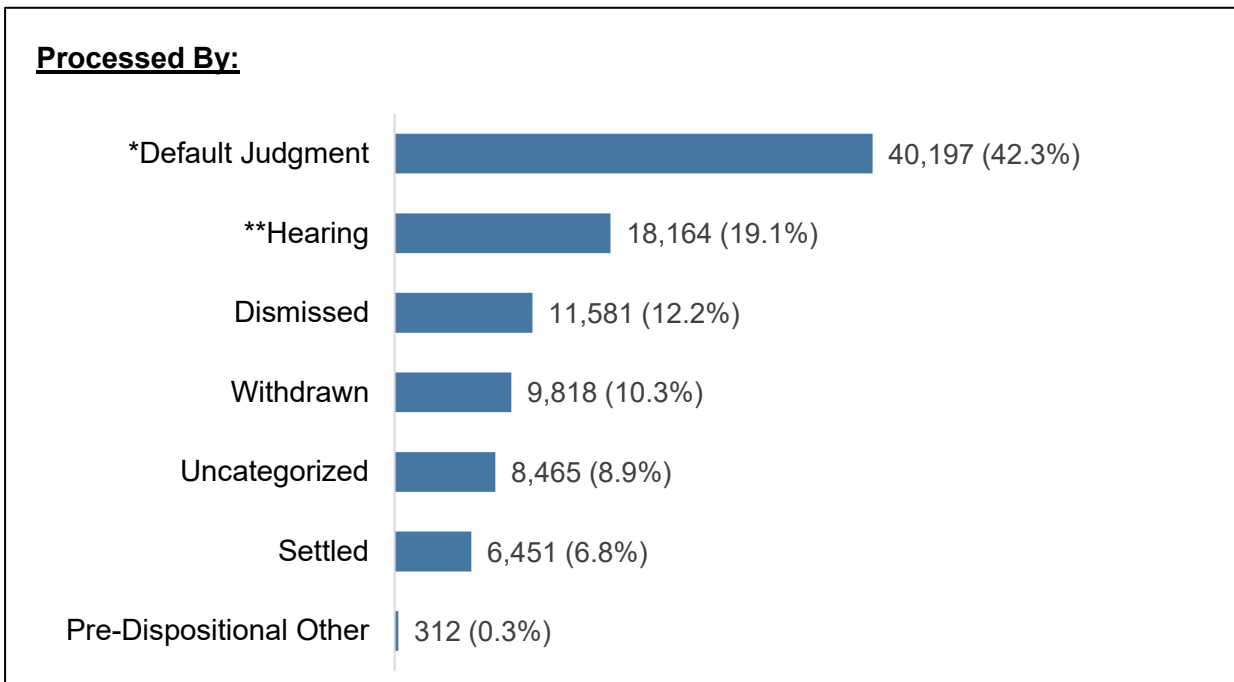
Magisterial District Judge - 2020 Non-Traffic Post-Dispositional Arrest Warrants

	Pending from Prior Period	Issued	Total Warrants	Returned Served	Cancelled	Total Removed from Inventory	Pending:			Total Pending Warrants at Year End
							0-30 Days	31-60 Days	Over 60 Days	
<b><u>6th Class Counties</u></b>										
Armstrong	395	463	858	202	237	439	22	24	373	419
Bedford	397	173	570	64	100	164	4	10	392	406
Bradford	311	416	727	311	114	425	20	10	272	302
Carbon	1,300	531	1,831	334	180	514	25	24	1,268	1,317
Clarion	94	148	242	29	65	94	11	2	135	148
Clearfield	932	663	1,595	445	239	684	38	35	838	911
Clinton	55	80	135	33	48	81	2	3	49	54
Columbia	656	474	1,130	23	462	485	9	36	600	645
Crawford	369	392	761	191	164	355	17	11	378	406
Elk	184	127	311	19	134	153	4	4	150	158
Greene	290	340	630	224	143	367	12	15	236	263
Huntingdon	130	174	304	40	142	182	12	2	108	122
Indiana	432	305	737	108	228	336	13	16	372	401
Jefferson	114	138	252	68	71	139	5	3	105	113
McKean	952	644	1,596	230	464	694	36	34	832	902
Mifflin	137	210	347	80	128	208	7	7	125	139
Perry	235	490	725	234	319	553	53	11	108	172
Pike	748	151	899	34	101	135	8	12	744	764
Somerset	443	257	700	160	70	230	12	21	437	470
Susquehanna	538	160	698	14	82	96	0	3	599	602
Tioga	379	217	596	20	196	216	21	8	351	380
Venango	771	501	1,272	449	88	537	21	33	681	735
Warren	294	186	480	57	104	161	3	17	299	319
Wayne	707	149	856	55	102	157	6	17	676	699
<b><u>7th Class Counties</u></b>										
Juniata	74	118	192	89	24	113	0	2	77	79
Snyder	376	458	834	143	408	551	24	17	242	283
Union	289	97	386	45	111	156	1	2	227	230
Wyoming	152	39	191	23	15	38	1	0	152	153
<b><u>8th Class Counties</u></b>										
Cameron	117	111	228	0	32	32	0	0	196	196
Forest	53	0	53	1	0	1	0	0	52	52
Fulton	65	84	149	37	34	71	5	1	72	78
Montour	206	180	386	45	115	160	0	19	207	226
Potter	153	81	234	11	46	57	0	9	168	177
Sullivan	30	2	32	2	6	8	0	0	24	24

# 2020 Magisterial District Judge State Totals

## Civil

Cases Pending 1/1/20	44,028	Age of Pending Cases		
New Cases Filed	87,438	<b>0-60 Days</b>	14,772	40.5%
Bankruptcy Status Change	4	<b>61-120 Days</b>	4,454	12.2%
		<b>121-180 Days</b>	1,953	5.4%
<b>Cases Available for Processing</b>	<b>131,470</b>	<b>181-240 Days</b>	556	1.5%
		<b>241-300 Days</b>	497	1.4%
<b>Cases Processed and Inactive</b>	<b>94,988</b>	<b>301-360 Days</b>	1,076	2.9%
		<b>Over 360 Days</b>	13,174	36.1%
<b>Cases Pending 12/31/20</b>	<b>36,482</b>	<b>Total</b>	<b>36,482</b>	



* <i>Default Judgment Plaintiff</i>	39,636	(98.6%)
<i>Default Judgment Defendant</i>	561	(1.4%)
** <i>Hearing for Plaintiff</i>	12,720	(70.0%)
<i>Hearing for Defendant</i>	5,444	(30.0%)

For the most recent data, visit the AOPC website at <http://www.pacourts.us/news-and-statistics/research-and-statistics/dashboard-table-of-contents/magisterial-district-courts-statewide-dashboard>

Magisterial District Judge - 2020 Civil Available for Processing

	Cases Pending 1/1/20	New Cases Filed	Bankruptcy Status Change	Cases Available for Processing	Cases Processed	Cases Pending 12/31/20
<b><u>2nd Class County</u></b>						
Allegheny	4,910	9,579	0	14,489	10,653	3,836
<b><u>2A Class Counties</u></b>						
Bucks	1,754	4,344	1	6,099	4,990	1,109
Delaware	3,494	3,797	0	7,291	3,407	3,884
Montgomery	3,962	5,426	0	9,388	5,988	3,400
<b><u>3rd Class Counties</u></b>						
Berks	1,444	3,301	0	4,745	3,624	1,121
Chester	1,032	2,569	1	3,602	2,801	801
Cumberland	636	1,753	0	2,389	1,907	482
Dauphin	1,444	2,933	0	4,377	3,229	1,148
Erie	988	2,088	0	3,076	2,248	828
Lackawanna	1,195	2,433	0	3,628	2,462	1,166
Lancaster	1,371	3,183	0	4,554	3,418	1,136
Lehigh	1,359	3,193	1	4,553	3,449	1,104
Luzerne	1,978	3,786	0	5,764	3,867	1,897
Northampton	1,212	2,485	0	3,697	2,644	1,053
Westmoreland	1,631	2,799	0	4,430	3,055	1,375
York	1,573	3,477	0	5,050	3,923	1,127
<b><u>4th Class Counties</u></b>						
Beaver	1,286	1,346	0	2,632	1,546	1,086
Butler	649	1,376	0	2,025	1,501	524
Cambria	351	986	0	1,337	1,077	260
Centre	220	576	0	796	612	184
Fayette	455	1,206	0	1,661	1,299	362
Franklin	448	1,041	0	1,489	1,129	360
Monroe	1,032	2,278	1	3,311	2,558	753
Schuylkill	536	1,521	0	2,057	1,643	414
Washington	809	1,703	0	2,512	1,915	597
<b><u>5th Class Counties</u></b>						
Adams	293	658	0	951	676	275
Blair	395	1,347	0	1,742	1,447	295
Lawrence	233	607	0	840	626	214
Lebanon	607	962	0	1,569	1,064	505
Lycoming	341	961	0	1,302	1,047	255
Mercer	324	851	0	1,175	905	270
Northumberland	587	821	0	1,408	879	529

Magisterial District Judge - 2020 Civil Available for Processing

	Cases Pending 1/1/20	New Cases Filed	Bankruptcy Status Change	Cases Available for Processing	Cases Processed	Cases Pending 12/31/20
<b><u>6th Class Counties</u></b>						
Armstrong	134	475	0	609	481	128
Bedford	207	359	0	566	389	177
Bradford	170	787	0	957	787	170
Carbon	227	681	0	908	673	235
Clarion	94	270	0	364	296	68
Clearfield	819	667	0	1,486	1,069	417
Clinton	85	188	0	273	222	51
Columbia	174	694	0	868	730	138
Crawford	276	582	0	858	598	260
Elk	244	194	0	438	208	230
Greene	110	262	0	372	312	60
Huntingdon	81	302	0	383	317	66
Indiana	250	613	0	863	667	196
Jefferson	128	319	0	447	342	105
McKean	97	362	0	459	376	83
Mifflin	120	348	0	468	396	72
Perry	136	295	0	431	323	108
Pike	469	797	0	1,266	896	370
Somerset	207	676	0	883	739	144
Susquehanna	76	316	0	392	332	60
Tioga	106	279	0	385	332	53
Venango	150	439	0	589	465	124
Warren	340	325	0	665	478	187
Wayne	174	461	0	635	461	174
<b><u>7th Class Counties</u></b>						
Juniata	76	187	0	263	190	73
Snyder	154	257	0	411	295	116
Union	80	222	0	302	266	36
Wyoming	69	207	0	276	229	47
<b><u>8th Class Counties</u></b>						
Cameron	21	29	0	50	35	15
Forest	29	25	0	54	35	19
Fulton	55	141	0	196	157	39
Montour	77	161	0	238	158	80
Potter	32	95	0	127	106	21
Sullivan	12	37	0	49	39	10

Magisterial District Judge - 2020 Civil Processed and Inactive

	Default Judgment Defendant	%	Hearing for Plaintiff	%	Dismissed	%	Withdrawn	%	Settled	%
<b><u>2nd Class County</u></b>										
Allegheny	100	0.9	1,633	15.3	1,523	14.3	1,131	10.6	609	5.7
<b><u>2A Class Counties</u></b>										
Bucks	11	0.2	660	13.2	550	11.0	675	13.5	313	6.3
Delaware	22	0.6	494	14.5	505	14.8	497	14.6	211	6.2
Montgomery	11	0.2	971	16.2	627	10.5	702	11.7	489	8.2
<b><u>3rd Class Counties</u></b>										
Berks	13	0.4	322	8.9	391	10.8	341	9.4	224	6.2
Chester	25	0.9	436	15.6	321	11.5	324	11.6	246	8.8
Cumberland	10	0.5	203	10.6	200	10.5	188	9.9	200	10.5
Dauphin	11	0.3	488	15.1	507	15.7	344	10.7	223	6.9
Erie	22	1.0	481	21.4	262	11.7	202	9.0	141	6.3
Lackawanna	11	0.4	392	15.9	218	8.9	299	12.1	180	7.3
Lancaster	24	0.7	314	9.2	450	13.2	297	8.7	192	5.6
Lehigh	15	0.4	361	10.5	542	15.7	280	8.1	159	4.6
Luzerne	35	0.9	560	14.5	484	12.5	427	11.0	359	9.3
Northampton	16	0.6	418	15.8	380	14.4	229	8.7	149	5.6
Westmoreland	26	0.9	574	18.8	282	9.2	368	12.0	194	6.4
York	18	0.5	240	6.1	446	11.4	253	6.4	374	9.5
<b><u>4th Class Counties</u></b>										
Beaver	8	0.5	362	23.4	330	21.3	133	8.6	68	4.4
Butler	4	0.3	172	11.5	168	11.2	139	9.3	61	4.1
Cambria	7	0.6	200	18.6	83	7.7	103	9.6	88	8.2
Centre	0	--	89	14.5	65	10.6	74	12.1	63	10.3
Fayette	14	1.1	252	19.4	130	10.0	123	9.5	54	4.2
Franklin	10	0.9	327	29.0	106	9.4	93	8.2	80	7.1
Monroe	19	0.7	269	10.5	440	17.2	278	10.9	135	5.3
Schuylkill	10	0.6	251	15.3	243	14.8	117	7.1	92	5.6
Washington	5	0.3	380	19.8	229	12.0	174	9.1	102	5.3
<b><u>5th Class Counties</u></b>										
Adams	3	0.4	70	10.4	32	4.7	74	10.9	49	7.2
Blair	18	1.2	90	6.2	136	9.4	127	8.8	104	7.2
Lawrence	7	1.1	42	6.7	82	13.1	61	9.7	28	4.5
Lebanon	2	0.2	99	9.3	130	12.2	105	9.9	66	6.2
Lycoming	6	0.6	86	8.2	145	13.8	134	12.8	80	7.6
Mercer	6	0.7	81	9.0	71	7.8	84	9.3	52	5.7
Northumberland	0	--	84	9.6	135	15.4	80	9.1	46	5.2

Magisterial District Judge - 2020 Civil Processed and Inactive

	Hearing for Defendant	%	Uncategorized	%	Default Judgment Plaintiff	%	Pre-Dispositional Other	%	Cases Processed
<b><u>2nd Class County</u></b>									
Allegheny	633	5.9	1,307	12.3	3,671	34.5	46	0.4	10,653
<b><u>2A Class Counties</u></b>									
Bucks	324	6.5	674	13.5	1,770	35.5	13	0.3	4,990
Delaware	188	5.5	265	7.8	1,222	35.9	3	0.1	3,407
Montgomery	319	5.3	656	11.0	2,198	36.7	15	0.3	5,988
<b><u>3rd Class Counties</u></b>									
Berks	218	6.0	355	9.8	1,755	48.4	5	0.1	3,624
Chester	195	7.0	215	7.7	1,028	36.7	11	0.4	2,801
Cumberland	92	4.8	104	5.5	907	47.6	3	0.2	1,907
Dauphin	137	4.2	244	7.6	1,267	39.2	8	0.2	3,229
Erie	102	4.5	195	8.7	836	37.2	7	0.3	2,248
Lackawanna	181	7.4	107	4.3	1,057	42.9	17	0.7	2,462
Lancaster	234	6.8	377	11.0	1,519	44.4	11	0.3	3,418
Lehigh	214	6.2	439	12.7	1,434	41.6	5	0.1	3,449
Luzerne	239	6.2	198	5.1	1,539	39.8	26	0.7	3,867
Northampton	199	7.5	314	11.9	934	35.3	5	0.2	2,644
Westmoreland	173	5.7	227	7.4	1,193	39.1	18	0.6	3,055
York	208	5.3	467	11.9	1,912	48.7	5	0.1	3,923
<b><u>4th Class Counties</u></b>									
Beaver	95	6.1	40	2.6	504	32.6	6	0.4	1,546
Butler	98	6.5	67	4.5	778	51.8	14	0.9	1,501
Cambria	60	5.6	71	6.6	463	43.0	2	0.2	1,077
Centre	43	7.0	45	7.4	232	37.9	1	0.2	612
Fayette	62	4.8	128	9.9	534	41.1	2	0.2	1,299
Franklin	64	5.7	60	5.3	387	34.3	2	0.2	1,129
Monroe	151	5.9	417	16.3	834	32.6	15	0.6	2,558
Schuylkill	114	6.9	150	9.1	666	40.5	0	--	1,643
Washington	130	6.8	104	5.4	788	41.1	3	0.2	1,915
<b><u>5th Class Counties</u></b>									
Adams	43	6.4	49	7.2	354	52.4	2	0.3	676
Blair	64	4.4	88	6.1	815	56.3	5	0.3	1,447
Lawrence	38	6.1	34	5.4	334	53.4	0	--	626
Lebanon	62	5.8	71	6.7	523	49.2	6	0.6	1,064
Lycoming	43	4.1	75	7.2	477	45.6	1	0.1	1,047
Mercer	42	4.6	54	6.0	510	56.4	5	0.6	905
Northumberland	51	5.8	27	3.1	455	51.8	1	0.1	879



Magisterial District Judge - 2020 Civil Processed and Inactive

	Default Judgment Defendant	%	Hearing for Plaintiff	%	Dismissed	%	Withdrawn	%	Settled	%
<b><u>6th Class Counties</u></b>										
Armstrong	7	1.5	52	10.8	26	5.4	55	11.4	19	4.0
Bedford	4	1.0	31	8.0	16	4.1	44	11.3	39	10.0
Bradford	2	0.3	67	8.5	50	6.4	98	12.5	62	7.9
Carbon	4	0.6	79	11.7	32	4.8	56	8.3	69	10.3
Clarion	1	0.3	32	10.8	21	7.1	23	7.8	28	9.5
Clearfield	1	0.1	71	6.6	373	34.9	59	5.5	51	4.8
Clinton	1	0.5	15	6.8	9	4.1	14	6.3	18	8.1
Columbia	1	0.1	63	8.6	67	9.2	57	7.8	80	11.0
Crawford	3	0.5	57	9.5	52	8.7	32	5.4	48	8.0
Elk	1	0.5	15	7.2	10	4.8	17	8.2	7	3.4
Greene	0	--	29	9.3	43	13.8	36	11.5	11	3.5
Huntingdon	1	0.3	23	7.3	15	4.7	37	11.7	23	7.3
Indiana	2	0.3	57	8.5	63	9.4	94	14.1	35	5.2
Jefferson	2	0.6	22	6.4	31	9.1	15	4.4	30	8.8
McKean	2	0.5	38	10.1	25	6.6	22	5.9	31	8.2
Mifflin	5	1.3	24	6.1	12	3.0	19	4.8	30	7.6
Perry	1	0.3	21	6.5	43	13.3	36	11.1	16	5.0
Pike	8	0.9	115	12.8	110	12.3	122	13.6	56	6.3
Somerset	2	0.3	103	13.9	73	9.9	75	10.1	83	11.2
Susquehanna	2	0.6	64	19.3	24	7.2	34	10.2	35	10.5
Tioga	4	1.2	44	13.3	15	4.5	56	16.9	16	4.8
Venango	2	0.4	38	8.2	81	17.4	45	9.7	18	3.9
Warren	2	0.4	43	9.0	17	3.6	145	30.3	33	6.9
Wayne	4	0.9	45	9.8	46	10.0	50	10.8	37	8.0
<b><u>7th Class Counties</u></b>										
Juniata	0	--	24	12.6	11	5.8	13	6.8	26	13.7
Snyder	0	--	29	9.8	26	8.8	18	6.1	22	7.5
Union	2	0.8	16	6.0	26	9.8	23	8.6	12	4.5
Wyoming	0	--	41	17.9	9	3.9	16	7.0	23	10.0
<b><u>8th Class Counties</u></b>										
Cameron	0	--	3	8.6	4	11.4	2	5.7	2	5.7
Forest	1	2.9	9	25.7	1	2.9	6	17.1	4	11.4
Fulton	1	0.6	7	4.5	5	3.2	7	4.5	32	20.4
Montour	3	1.9	23	14.6	21	13.3	22	13.9	14	8.9
Potter	2	1.9	15	14.2	8	7.5	12	11.3	5	4.7
Sullivan	1	2.6	4	10.3	3	7.7	2	5.1	5	12.8

Magisterial District Judge - 2020 Civil Processed and Inactive

	Hearing for Defendant	%	Uncategorized	%	Default Judgment Plaintiff	%	Pre-Dispositional Other	%	Cases Processed
<b><u>6th Class Counties</u></b>									
Armstrong	22	4.6	28	5.8	269	55.9	3	0.6	481
Bedford	27	6.9	18	4.6	210	54.0	0	--	389
Bradford	31	3.9	32	4.1	445	56.5	0	--	787
Carbon	54	8.0	17	2.5	362	53.8	0	--	673
Clarion	13	4.4	5	1.7	173	58.4	0	--	296
Clearfield	41	3.8	50	4.7	417	39.0	6	0.6	1,069
Clinton	35	15.8	11	5.0	119	53.6	0	--	222
Columbia	29	4.0	54	7.4	379	51.9	0	--	730
Crawford	31	5.2	36	6.0	334	55.9	5	0.8	598
Elk	5	2.4	0	--	150	72.1	3	1.4	208
Greene	7	2.2	39	12.5	147	47.1	0	--	312
Huntingdon	19	6.0	6	1.9	193	60.9	0	--	317
Indiana	38	5.7	32	4.8	341	51.1	5	0.7	667
Jefferson	24	7.0	20	5.8	193	56.4	5	1.5	342
McKean	7	1.9	14	3.7	234	62.2	3	0.8	376
Mifflin	11	2.8	42	10.6	251	63.4	2	0.5	396
Perry	9	2.8	24	7.4	173	53.6	0	--	323
Pike	24	2.7	152	17.0	309	34.5	0	--	896
Somerset	38	5.1	56	7.6	307	41.5	2	0.3	739
Susquehanna	22	6.6	8	2.4	142	42.8	1	0.3	332
Tioga	12	3.6	13	3.9	171	51.5	1	0.3	332
Venango	23	4.9	73	15.7	183	39.4	2	0.4	465
Warren	19	4.0	14	2.9	202	42.3	3	0.6	478
Wayne	26	5.6	31	6.7	218	47.3	4	0.9	461
<b><u>7th Class Counties</u></b>									
Juniata	4	2.1	8	4.2	104	54.7	0	--	190
Snyder	16	5.4	18	6.1	165	55.9	1	0.3	295
Union	6	2.3	5	1.9	176	66.2	0	--	266
Wyoming	20	8.7	13	5.7	106	46.3	1	0.4	229
<b><u>8th Class Counties</u></b>									
Cameron	0	--	5	14.3	19	54.3	0	--	35
Forest	0	--	1	2.9	13	37.1	0	--	35
Fulton	6	3.8	4	2.5	95	60.5	0	--	157
Montour	2	1.3	1	0.6	70	44.3	2	1.3	158
Potter	6	5.7	8	7.5	50	47.2	0	--	106
Sullivan	1	2.6	3	7.7	20	51.3	0	--	39

Magisterial District Judge - 2020 Age of Pending Civil

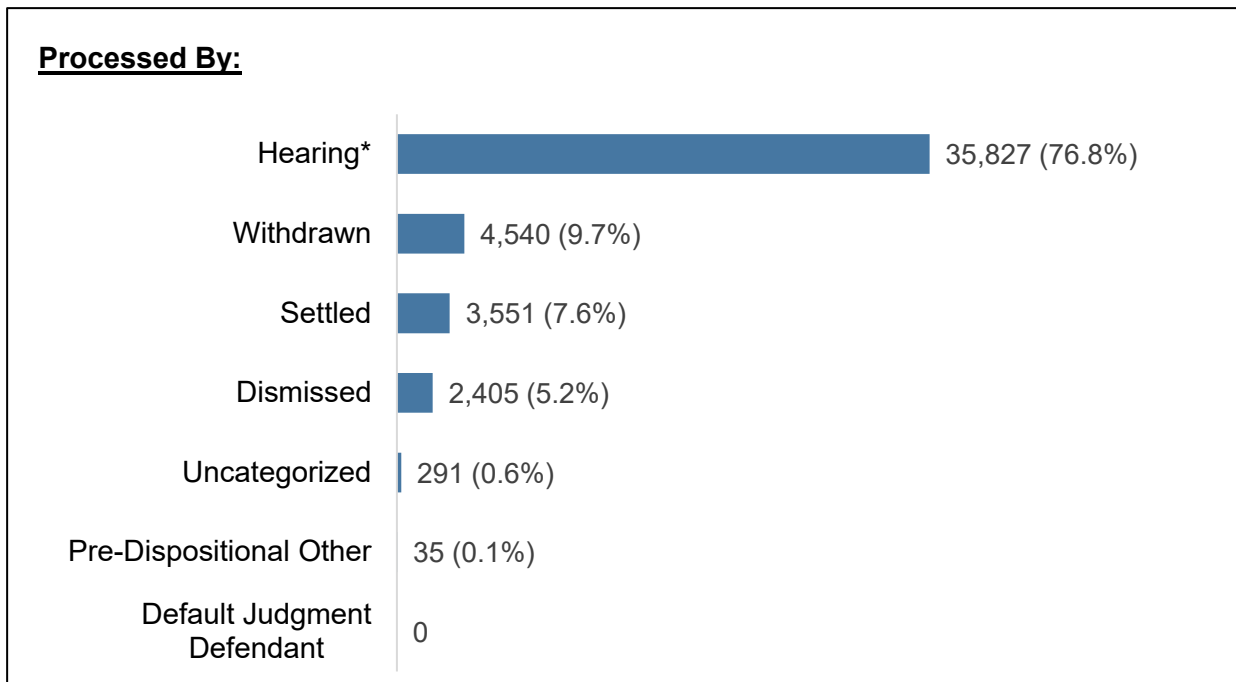
	0-60 Days	%	61-120 Days	%	121-180 Days	%	181-240 Days	%	241-300 Days	%	301-360 Days	%	Over 360 Days	%
<b><u>2nd Class County</u></b>														
Allegheny	1,861	48.5	752	19.6	241	6.3	87	2.3	23	0.6	64	1.7	808	21.1
<b><u>2A Class Counties</u></b>														
Bucks	651	58.7	187	16.9	53	4.8	15	1.4	17	1.5	21	1.9	165	14.9
Delaware	1,446	37.2	398	10.2	4	0.1	3	0.1	65	1.7	261	6.7	1,707	43.9
Montgomery	873	25.7	363	10.7	205	6.0	74	2.2	23	0.7	115	3.4	1,747	51.4
<b><u>3rd Class Counties</u></b>														
Berks	558	49.8	129	11.5	60	5.4	10	0.9	27	2.4	30	2.7	307	27.4
Chester	424	52.9	112	14.0	56	7.0	13	1.6	12	1.5	27	3.4	157	19.6
Cumberland	267	55.4	89	18.5	32	6.6	9	1.9	5	1.0	15	3.1	65	13.5
Dauphin	433	37.7	131	11.4	69	6.0	38	3.3	40	3.5	25	2.2	412	35.9
Erie	325	39.3	75	9.1	40	4.8	11	1.3	14	1.7	12	1.4	351	42.4
Lackawanna	420	36.0	135	11.6	78	6.7	19	1.6	26	2.2	63	5.4	425	36.4
Lancaster	498	43.8	136	12.0	74	6.5	12	1.1	13	1.1	14	1.2	389	34.2
Lehigh	546	49.5	168	15.2	102	9.2	21	1.9	14	1.3	49	4.4	204	18.5
Luzerne	628	33.1	303	16.0	165	8.7	41	2.2	38	2.0	82	4.3	640	33.7
Northampton	432	41.0	98	9.3	88	8.4	25	2.4	15	1.4	27	2.6	368	34.9
Westmoreland	480	34.9	96	7.0	50	3.6	20	1.5	18	1.3	35	2.5	676	49.2
York	526	46.7	119	10.6	52	4.6	10	0.9	6	0.5	14	1.2	400	35.5
<b><u>4th Class Counties</u></b>														
Beaver	224	20.6	74	6.8	32	2.9	4	0.4	9	0.8	12	1.1	731	67.3
Butler	196	37.4	43	8.2	11	2.1	5	1.0	7	1.3	7	1.3	255	48.7
Cambria	135	51.9	28	10.8	15	5.8	2	0.8	2	0.8	5	1.9	73	28.1
Centre	66	35.9	23	12.5	11	6.0	1	0.5	2	1.1	2	1.1	79	42.9
Fayette	199	55.0	56	15.5	23	6.4	6	1.7	9	2.5	9	2.5	60	16.6
Franklin	146	40.6	41	11.4	16	4.4	7	1.9	4	1.1	4	1.1	142	39.4
Monroe	345	45.8	125	16.6	65	8.6	26	3.5	8	1.1	32	4.2	152	20.2
Schuylkill	222	53.6	71	17.1	31	7.5	7	1.7	11	2.7	6	1.4	66	15.9
Washington	235	39.4	64	10.7	34	5.7	6	1.0	18	3.0	15	2.5	225	37.7
<b><u>5th Class Counties</u></b>														
Adams	120	43.6	38	13.8	18	6.5	6	2.2	1	0.4	5	1.8	87	31.6
Blair	178	60.3	34	11.5	11	3.7	3	1.0	1	0.3	3	1.0	65	22.0
Lawrence	109	50.9	48	22.4	16	7.5	6	2.8	0	--	0	--	35	16.4
Lebanon	150	29.7	22	4.4	23	4.6	5	1.0	4	0.8	6	1.2	295	58.4
Lycoming	126	49.4	26	10.2	17	6.7	5	2.0	3	1.2	2	0.8	76	29.8
Mercer	101	37.4	21	7.8	23	8.5	5	1.9	4	1.5	7	2.6	109	40.4
Northumberland	127	24.0	42	7.9	42	7.9	7	1.3	12	2.3	25	4.7	274	51.8

Magisterial District Judge - 2020 Age of Pending Civil

	0-60 Days	%	61-120 Days	%	121-180 Days	%	181-240 Days	%	241-300 Days	%	301-360 Days	%	Over 360 Days	%
<b><u>6th Class Counties</u></b>														
Armstrong	88	68.8	18	14.1	6	4.7	2	1.6	2	1.6	3	2.3	9	7.0
Bedford	39	22.0	3	1.7	3	1.7	3	1.7	1	0.6	0	--	128	72.3
Bradford	101	59.4	20	11.8	10	5.9	5	2.9	2	1.2	3	1.8	29	17.1
Carbon	112	47.7	47	20.0	21	8.9	3	1.3	6	2.6	8	3.4	38	16.2
Clarion	36	52.9	7	10.3	6	8.8	1	1.5	1	1.5	2	2.9	15	22.1
Clearfield	84	20.1	20	4.8	16	3.8	3	0.7	3	0.7	4	1.0	287	68.8
Clinton	34	66.7	5	9.8	3	5.9	0	--	0	--	1	2.0	8	15.7
Columbia	90	65.2	20	14.5	15	10.9	2	1.4	2	1.4	0	--	9	6.5
Crawford	74	28.5	20	7.7	8	3.1	0	--	2	0.8	2	0.8	154	59.2
Elk	29	12.6	6	2.6	6	2.6	3	1.3	1	0.4	2	0.9	183	79.6
Greene	38	63.3	6	10.0	7	11.7	0	--	0	--	1	1.7	8	13.3
Huntingdon	38	57.6	8	12.1	5	7.6	0	--	3	4.5	3	4.5	9	13.6
Indiana	79	40.3	32	16.3	8	4.1	3	1.5	6	3.1	14	7.1	54	27.6
Jefferson	43	41.0	14	13.3	3	2.9	0	--	1	1.0	5	4.8	39	37.1
McKean	51	61.4	7	8.4	5	6.0	1	1.2	1	1.2	0	--	18	21.7
Mifflin	31	43.1	2	2.8	0	--	0	--	0	--	2	2.8	37	51.4
Perry	52	48.1	23	21.3	2	1.9	0	--	1	0.9	2	1.9	28	25.9
Pike	186	50.3	29	7.8	11	3.0	6	1.6	4	1.1	5	1.4	129	34.9
Somerset	92	63.9	13	9.0	5	3.5	0	--	3	2.1	1	0.7	30	20.8
Susquehanna	40	66.7	11	18.3	3	5.0	0	--	1	1.7	2	3.3	3	5.0
Tioga	29	54.7	4	7.5	3	5.7	0	--	0	--	1	1.9	16	30.2
Venango	58	46.8	16	12.9	15	12.1	2	1.6	0	--	2	1.6	31	25.0
Warren	36	19.3	10	5.3	4	2.1	2	1.1	2	1.1	6	3.2	127	67.9
Wayne	87	50.0	35	20.1	12	6.9	4	2.3	3	1.7	5	2.9	28	16.1
<b><u>7th Class Counties</u></b>														
Juniata	25	34.2	5	6.8	4	5.5	0	--	0	--	0	--	39	53.4
Snyder	39	33.6	1	0.9	1	0.9	0	--	0	--	0	--	75	64.7
Union	11	30.6	3	8.3	5	13.9	0	--	0	--	2	5.6	15	41.7
Wyoming	32	68.1	6	12.8	1	2.1	2	4.3	0	--	1	2.1	5	10.6
<b><u>8th Class Counties</u></b>														
Cameron	2	13.3	1	6.7	1	6.7	0	--	0	--	0	--	11	73.3
Forest	3	15.8	1	5.3	0	--	0	--	0	--	2	10.5	13	68.4
Fulton	24	61.5	2	5.1	1	2.6	0	--	0	--	0	--	12	30.8
Montour	21	26.3	12	15.0	5	6.3	4	5.0	1	1.3	2	2.5	35	43.8
Potter	12	57.1	0	--	1	4.8	1	4.8	0	--	1	4.8	6	28.6
Sullivan	9	90.0	0	--	0	--	0	--	0	--	0	--	1	10.0

## 2020 Magisterial District Judge State Totals Landlord/Tenant

Cases Pending 1/1/20	7,287	Age of Pending Cases		
New Cases Filed	48,000	<b>0-60 Days</b>	3,810	44.1%
Closed Case Status Change	0	<b>61-120 Days</b>	1,139	13.2%
		<b>121-180 Days</b>	244	2.8%
<b>Cases Available for Processing</b>	<b>55,287</b>	<b>181-240 Days</b>	11	0.1%
		<b>241-300 Days</b>	62	0.7%
<b>Cases Processed and Inactive</b>	<b>46,650</b>	<b>301-360 Days</b>	52	0.6%
		<b>Over 360 Days</b>	3,319	38.4%
<b>Cases Pending 12/31/20</b>	<b>8,637</b>	<b>Total</b>	<b>8,637</b>	



* Hearing for Plaintiff	35,080	(97.9%)
Hearing for Defendant	747	(2.1%)

For the most recent data, visit the AOPC website at <http://www.pacourts.us/news-and-statistics/research-and-statistics/dashboard-table-of-contents/magisterial-district-courts-statewide-dashboard>

Magisterial District Judge - 2020 Landlord/Tenant Available for Processing

	Cases Pending 1/1/20	New Cases Filed	Closed Case Status Change	Cases Available for Processing	Cases Processed	Cases Pending 12/31/20
<b><u>2nd Class County</u></b>						
Allegheny	790	5,222	0	6,012	4,677	1,335
<b><u>2A Class Counties</u></b>						
Bucks	342	2,635	0	2,977	2,562	415
Delaware	865	3,225	0	4,090	3,149	941
Montgomery	988	2,958	0	3,946	3,001	945
<b><u>3rd Class Counties</u></b>						
Berks	236	2,401	0	2,637	2,153	484
Chester	145	1,231	0	1,376	1,254	122
Cumberland	104	931	0	1,035	947	88
Dauphin	461	3,856	0	4,317	3,827	490
Erie	144	1,632	0	1,776	1,614	162
Lackawanna	181	1,100	0	1,281	1,065	216
Lancaster	274	1,837	0	2,111	1,768	343
Lehigh	264	3,664	0	3,928	3,631	297
Luzerne	236	1,245	0	1,481	1,171	310
Northampton	218	1,476	0	1,694	1,450	244
Westmoreland	234	932	0	1,166	908	258
York	406	3,486	0	3,892	3,478	414
<b><u>4th Class Counties</u></b>						
Beaver	150	570	0	720	581	139
Butler	83	286	0	369	294	75
Cambria	53	473	0	526	444	82
Centre	58	347	0	405	352	53
Fayette	41	368	0	409	374	35
Franklin	111	731	0	842	702	140
Monroe	69	566	0	635	556	79
Schuylkill	34	426	0	460	433	27
Washington	114	566	0	680	564	116
<b><u>5th Class Counties</u></b>						
Adams	21	218	0	239	218	21
Blair	64	589	0	653	590	63
Lawrence	30	356	0	386	336	50
Lebanon	68	691	0	759	684	75
Lycoming	30	489	0	519	478	41
Mercer	39	433	0	472	416	56
Northumberland	57	210	0	267	206	61

Magisterial District Judge - 2020 Landlord/Tenant Available for Processing

	Cases Pending 1/1/20	New Cases Filed	Closed Case Status Change	Cases Available for Processing	Cases Processed	Cases Pending 12/31/20
<b><u>6th Class Counties</u></b>						
Armstrong	5	112	0	117	107	10
Bedford	14	76	0	90	81	9
Bradford	12	155	0	167	154	13
Carbon	16	197	0	213	185	28
Clarion	5	32	0	37	32	5
Clearfield	40	94	0	134	96	38
Clinton	11	94	0	105	85	20
Columbia	20	309	0	329	297	32
Crawford	25	213	0	238	215	23
Elk	7	48	0	55	45	10
Greene	5	108	0	113	106	7
Huntingdon	4	83	0	87	85	2
Indiana	15	181	0	196	175	21
Jefferson	25	33	0	58	33	25
McKean	7	77	0	84	75	9
Mifflin	9	56	0	65	60	5
Perry	31	106	0	137	107	30
Pike	24	109	0	133	107	26
Somerset	8	128	0	136	121	15
Susquehanna	1	57	0	58	54	4
Tioga	6	77	0	83	69	14
Venango	27	110	0	137	94	43
Warren	13	64	0	77	64	13
Wayne	8	89	0	97	82	15
<b><u>7th Class Counties</u></b>						
Juniata	4	24	0	28	21	7
Snyder	10	53	0	63	54	9
Union	4	39	0	43	41	2
Wyoming	1	23	0	24	22	2
<b><u>8th Class Counties</u></b>						
Cameron	0	13	0	13	12	1
Forest	2	1	0	3	3	0
Fulton	8	17	0	25	16	9
Montour	10	55	0	65	54	11
Potter	0	13	0	13	11	2
Sullivan	0	4	0	4	4	0

Magisterial District Judge - 2020 Landlord/Tenant Processed and Inactive

	Hearing for Plaintiff	%	Settled	%	Withdrawn	%	Dismissed	%	Hearing for Defendant	%
<b><u>2nd Class County</u></b>										
Allegheny	3,371	72.1	262	5.6	526	11.2	403	8.6	104	2.2
<b><u>2A Class Counties</u></b>										
Bucks	1,784	69.6	127	5.0	520	20.3	89	3.5	34	1.3
Delaware	2,185	69.4	363	11.5	401	12.7	141	4.5	27	0.9
Montgomery	1,959	65.3	298	9.9	599	20.0	73	2.4	38	1.3
<b><u>3rd Class Counties</u></b>										
Berks	1,601	74.4	185	8.6	172	8.0	121	5.6	63	2.9
Chester	810	64.6	167	13.3	194	15.5	54	4.3	17	1.4
Cumberland	743	78.5	110	11.6	59	6.2	26	2.7	7	0.7
Dauphin	2,985	78.0	405	10.6	231	6.0	162	4.2	18	0.5
Erie	1,332	82.5	119	7.4	42	2.6	84	5.2	20	1.2
Lackawanna	853	80.1	50	4.7	71	6.7	69	6.5	18	1.7
Lancaster	1,269	71.8	157	8.9	232	13.1	72	4.1	29	1.6
Lehigh	2,888	79.5	230	6.3	228	6.3	246	6.8	31	0.9
Luzerne	914	78.1	48	4.1	71	6.1	83	7.1	46	3.9
Northampton	1,101	75.9	143	9.9	95	6.6	63	4.3	31	2.1
Westmoreland	751	82.7	47	5.2	52	5.7	48	5.3	8	0.9
York	2,606	74.9	464	13.3	249	7.2	123	3.5	28	0.8
<b><u>4th Class Counties</u></b>										
Beaver	482	83.0	18	3.1	28	4.8	29	5.0	22	3.8
Butler	228	77.6	5	1.7	33	11.2	10	3.4	14	4.8
Cambria	392	88.3	1	0.2	14	3.2	29	6.5	6	1.4
Centre	197	56.0	10	2.8	116	33.0	13	3.7	12	3.4
Fayette	308	82.4	15	4.0	21	5.6	25	6.7	2	0.5
Franklin	543	77.4	70	10.0	48	6.8	29	4.1	11	1.6
Monroe	398	71.6	30	5.4	59	10.6	50	9.0	14	2.5
Schuylkill	354	81.8	16	3.7	12	2.8	21	4.8	17	3.9
Washington	459	81.4	21	3.7	36	6.4	29	5.1	12	2.1
<b><u>5th Class Counties</u></b>										
Adams	159	72.9	15	6.9	20	9.2	12	5.5	8	3.7
Blair	437	74.1	11	1.9	64	10.8	41	6.9	14	2.4
Lawrence	271	80.7	8	2.4	12	3.6	38	11.3	4	1.2
Lebanon	524	76.6	56	8.2	36	5.3	58	8.5	10	1.5
Lycoming	390	81.6	10	2.1	55	11.5	13	2.7	7	1.5
Mercer	355	85.3	1	0.2	33	7.9	14	3.4	10	2.4
Northumberland	158	76.7	6	2.9	14	6.8	8	3.9	14	6.8



Magisterial District Judge - 2020 Landlord/Tenant Processed and Inactive

	Uncategorized	%	Pre-Dispositional Other	%	Default Judgment Plaintiff	%	Default Judgment Defendant	%	Cases Processed
<b><u>2nd Class County</u></b>									
Allegheny	6	0.1	5	0.1	0	--	0	--	4,677
<b><u>2A Class Counties</u></b>									
Bucks	6	0.2	2	0.1	0	--	0	--	2,562
Delaware	31	1.0	1	<0.1	0	--	0	--	3,149
Montgomery	28	0.9	6	0.2	0	--	0	--	3,001
<b><u>3rd Class Counties</u></b>									
Berks	9	0.4	2	0.1	0	--	0	--	2,153
Chester	12	1.0	0	--	0	--	0	--	1,254
Cumberland	2	0.2	0	--	0	--	0	--	947
Dauphin	25	0.7	1	<0.1	0	--	0	--	3,827
Erie	16	1.0	1	0.1	0	--	0	--	1,614
Lackawanna	4	0.4	0	--	0	--	0	--	1,065
Lancaster	9	0.5	0	--	0	--	0	--	1,768
Lehigh	7	0.2	1	<0.1	0	--	0	--	3,631
Luzerne	9	0.8	0	--	0	--	0	--	1,171
Northampton	15	1.0	2	0.1	0	--	0	--	1,450
Westmoreland	1	0.1	1	0.1	0	--	0	--	908
York	6	0.2	2	0.1	0	--	0	--	3,478
<b><u>4th Class Counties</u></b>									
Beaver	0	--	2	0.3	0	--	0	--	581
Butler	4	1.4	0	--	0	--	0	--	294
Cambria	2	0.5	0	--	0	--	0	--	444
Centre	3	0.9	1	0.3	0	--	0	--	352
Fayette	3	0.8	0	--	0	--	0	--	374
Franklin	1	0.1	0	--	0	--	0	--	702
Monroe	4	0.7	1	0.2	0	--	0	--	556
Schuylkill	12	2.8	1	0.2	0	--	0	--	433
Washington	6	1.1	1	0.2	0	--	0	--	564
<b><u>5th Class Counties</u></b>									
Adams	4	1.8	0	--	0	--	0	--	218
Blair	22	3.7	1	0.2	0	--	0	--	590
Lawrence	3	0.9	0	--	0	--	0	--	336
Lebanon	0	--	0	--	0	--	0	--	684
Lycoming	2	0.4	1	0.2	0	--	0	--	478
Mercer	3	0.7	0	--	0	--	0	--	416
Northumberland	5	2.4	1	0.5	0	--	0	--	206

Magisterial District Judge - 2020 Landlord/Tenant Processed and Inactive

	Hearing for Plaintiff		Settled		Withdrawn		Dismissed		Hearing for Defendant	
		%		%		%		%		%
<b><u>6th Class Counties</u></b>										
Armstrong	88	82.2	2	1.9	5	4.7	5	4.7	2	1.9
Bedford	68	84.0	1	1.2	5	6.2	5	6.2	2	2.5
Bradford	132	85.7	4	2.6	9	5.8	8	5.2	1	0.6
Carbon	155	83.8	8	4.3	12	6.5	8	4.3	2	1.1
Clarion	24	75.0	1	3.1	1	3.1	4	12.5	1	3.1
Clearfield	80	83.3	0	--	10	10.4	4	4.2	1	1.0
Clinton	75	88.2	3	3.5	2	2.4	4	4.7	1	1.2
Columbia	239	80.5	5	1.7	39	13.1	3	1.0	10	3.4
Crawford	175	81.4	6	2.8	13	6.0	14	6.5	4	1.9
Elk	33	73.3	1	2.2	4	8.9	5	11.1	0	--
Greene	87	82.1	4	3.8	6	5.7	6	5.7	2	1.9
Huntingdon	77	90.6	0	--	3	3.5	2	2.4	2	2.4
Indiana	136	77.7	9	5.1	18	10.3	7	4.0	1	0.6
Jefferson	30	90.9	0	--	0	--	2	6.1	1	3.0
McKean	65	86.7	4	5.3	2	2.7	2	2.7	1	1.3
Mifflin	51	85.0	4	6.7	4	6.7	1	1.7	0	--
Perry	72	67.3	6	5.6	10	9.3	10	9.3	3	2.8
Pike	84	78.5	3	2.8	9	8.4	8	7.5	2	1.9
Somerset	99	81.8	5	4.1	8	6.6	2	1.7	2	1.7
Susquehanna	43	79.6	2	3.7	1	1.9	4	7.4	4	7.4
Tioga	56	81.2	0	--	8	11.6	5	7.2	0	--
Venango	76	80.9	4	4.3	5	5.3	5	5.3	4	4.3
Warren	59	92.2	0	--	4	6.3	1	1.6	0	--
Wayne	69	84.1	0	--	6	7.3	6	7.3	1	1.2
<b><u>7th Class Counties</u></b>										
Juniata	14	66.7	3	14.3	1	4.8	1	4.8	0	--
Snyder	47	87.0	0	--	5	9.3	1	1.9	1	1.9
Union	36	87.8	1	2.4	2	4.9	2	4.9	0	--
Wyoming	20	90.9	1	4.5	0	--	1	4.5	0	--
<b><u>8th Class Counties</u></b>										
Cameron	12	100.0	0	--	0	--	0	--	0	--
Forest	3	100.0	0	--	0	--	0	--	0	--
Fulton	11	68.8	2	12.5	1	6.3	2	12.5	0	--
Montour	46	85.2	3	5.6	4	7.4	0	--	1	1.9
Potter	9	81.8	0	--	0	--	1	9.1	1	9.1
Sullivan	2	50.0	1	25.0	0	--	0	--	1	25.0

Magisterial District Judge - 2020 Landlord/Tenant Processed and Inactive

	Uncategorized	%	Pre-Dispositional Other	%	Default Judgment Plaintiff	%	Default Judgment Defendant	%	Cases Processed
<b><u>6th Class Counties</u></b>									
Armstrong	4	3.7	1	0.9	0	--	0	--	107
Bedford	0	--	0	--	0	--	0	--	81
Bradford	0	--	0	--	0	--	0	--	154
Carbon	0	--	0	--	0	--	0	--	185
Clarion	1	3.1	0	--	0	--	0	--	32
Clearfield	0	--	0	--	1	1.0	0	--	96
Clinton	0	--	0	--	0	--	0	--	85
Columbia	1	0.3	0	--	0	--	0	--	297
Crawford	3	1.4	0	--	0	--	0	--	215
Elk	2	4.4	0	--	0	--	0	--	45
Greene	1	0.9	0	--	0	--	0	--	106
Huntingdon	1	1.2	0	--	0	--	0	--	85
Indiana	4	2.3	0	--	0	--	0	--	175
Jefferson	0	--	0	--	0	--	0	--	33
McKean	1	1.3	0	--	0	--	0	--	75
Mifflin	0	--	0	--	0	--	0	--	60
Perry	6	5.6	0	--	0	--	0	--	107
Pike	1	0.9	0	--	0	--	0	--	107
Somerset	5	4.1	0	--	0	--	0	--	121
Susquehanna	0	--	0	--	0	--	0	--	54
Tioga	0	--	0	--	0	--	0	--	69
Venango	0	--	0	--	0	--	0	--	94
Warren	0	--	0	--	0	--	0	--	64
Wayne	0	--	0	--	0	--	0	--	82
<b><u>7th Class Counties</u></b>									
Juniata	1	4.8	1	4.8	0	--	0	--	21
Snyder	0	--	0	--	0	--	0	--	54
Union	0	--	0	--	0	--	0	--	41
Wyoming	0	--	0	--	0	--	0	--	22
<b><u>8th Class Counties</u></b>									
Cameron	0	--	0	--	0	--	0	--	12
Forest	0	--	0	--	0	--	0	--	3
Fulton	0	--	0	--	0	--	0	--	16
Montour	0	--	0	--	0	--	0	--	54
Potter	0	--	0	--	0	--	0	--	11
Sullivan	0	--	0	--	0	--	0	--	4

Magisterial District Judge - 2020 Age of Pending Landlord/Tenant

	0-60 Days	%	61-120 Days	%	121-180 Days	%	181-240 Days	%	241-300 Days	%	301-360 Days	%	Over 360 Days	%
<b><u>2nd Class County</u></b>														
Allegheny	580	43.4	377	28.2	57	4.3	0	--	5	0.4	2	0.1	314	23.5
<b><u>2A Class Counties</u></b>														
Bucks	220	53.0	120	28.9	61	14.7	3	0.7	0	--	2	0.5	9	2.2
Delaware	350	37.2	140	14.9	0	--	0	--	5	0.5	9	1.0	437	46.4
Montgomery	272	28.8	50	5.3	8	0.8	0	--	2	0.2	6	0.6	607	64.2
<b><u>3rd Class Counties</u></b>														
Berks	232	47.9	132	27.3	33	6.8	1	0.2	1	0.2	1	0.2	84	17.4
Chester	78	63.9	15	12.3	4	3.3	0	--	2	1.6	0	--	23	18.9
Cumberland	48	54.5	1	1.1	1	1.1	0	--	8	9.1	0	--	30	34.1
Dauphin	267	54.5	2	0.4	0	--	3	0.6	3	0.6	1	0.2	214	43.7
Erie	76	46.9	8	4.9	0	--	1	0.6	2	1.2	2	1.2	73	45.1
Lackawanna	78	36.1	22	10.2	1	0.5	0	--	1	0.5	8	3.7	106	49.1
Lancaster	169	49.3	54	15.7	4	1.2	0	--	1	0.3	4	1.2	111	32.4
Lehigh	266	89.6	10	3.4	1	0.3	0	--	3	1.0	1	0.3	16	5.4
Luzerne	124	40.0	37	11.9	6	1.9	0	--	4	1.3	1	0.3	138	44.5
Northampton	96	39.3	18	7.4	10	4.1	0	--	0	--	1	0.4	119	48.8
Westmoreland	60	23.3	11	4.3	2	0.8	0	--	0	--	1	0.4	184	71.3
York	236	57.0	25	6.0	1	0.2	0	--	2	0.5	1	0.2	149	36.0
<b><u>4th Class Counties</u></b>														
Beaver	23	16.5	3	2.2	10	7.2	0	--	0	--	0	--	103	74.1
Butler	14	18.7	3	4.0	0	--	0	--	0	--	0	--	58	77.3
Cambria	58	70.7	2	2.4	0	--	0	--	0	--	0	--	22	26.8
Centre	31	58.5	5	9.4	1	1.9	0	--	0	--	0	--	16	30.2
Fayette	14	40.0	6	17.1	0	--	1	2.9	0	--	0	--	14	40.0
Franklin	57	40.7	8	5.7	1	0.7	0	--	3	2.1	0	--	71	50.7
Monroe	38	48.1	16	20.3	7	8.9	0	--	0	--	0	--	18	22.8
Schuylkill	17	63.0	4	14.8	1	3.7	0	--	0	--	0	--	5	18.5
Washington	38	32.8	9	7.8	3	2.6	1	0.9	0	--	2	1.7	63	54.3
<b><u>5th Class Counties</u></b>														
Adams	3	14.3	4	19.0	3	14.3	0	--	1	4.8	4	19.0	6	28.6
Blair	18	28.6	12	19.0	2	3.2	0	--	0	--	0	--	31	49.2
Lawrence	37	74.0	7	14.0	0	--	0	--	0	--	0	--	6	12.0
Lebanon	32	42.7	1	1.3	1	1.3	0	--	0	--	0	--	41	54.7
Lycoming	20	48.8	8	19.5	1	2.4	0	--	0	--	0	--	12	29.3
Mercer	34	60.7	1	1.8	1	1.8	0	--	0	--	0	--	20	35.7
Northumberland	15	24.6	0	--	14	23.0	0	--	3	4.9	1	1.6	28	45.9

Magisterial District Judge - 2020 Age of Pending Landlord/Tenant

	0-60 Days	%	61-120 Days	%	121-180 Days	%	181-240 Days	%	241-300 Days	%	301-360 Days	%	Over 360 Days	%
<b><u>6th Class Counties</u></b>														
Armstrong	9	90.0	1	10.0	0	--	0	--	0	--	0	--	0	--
Bedford	2	22.2	0	--	0	--	0	--	0	--	0	--	7	77.8
Bradford	5	38.5	1	7.7	1	7.7	0	--	0	--	0	--	6	46.2
Carbon	20	71.4	3	10.7	1	3.6	0	--	1	3.6	1	3.6	2	7.1
Clarion	0	--	0	--	2	40.0	0	--	0	--	2	40.0	1	20.0
Clearfield	3	7.9	0	--	0	--	0	--	5	13.2	0	--	30	78.9
Clinton	14	70.0	1	5.0	0	--	0	--	0	--	0	--	5	25.0
Columbia	31	96.9	1	3.1	0	--	0	--	0	--	0	--	0	--
Crawford	10	43.5	2	8.7	0	--	0	--	0	--	0	--	11	47.8
Elk	5	50.0	1	10.0	0	--	0	--	0	--	1	10.0	3	30.0
Greene	3	42.9	3	42.9	1	14.3	0	--	0	--	0	--	0	--
Huntingdon	0	--	1	50.0	0	--	0	--	1	50.0	0	--	0	--
Indiana	13	61.9	3	14.3	1	4.8	0	--	0	--	0	--	4	19.0
Jefferson	0	--	0	--	0	--	0	--	1	4.0	0	--	24	96.0
McKean	3	33.3	1	11.1	0	--	0	--	1	11.1	1	11.1	3	33.3
Mifflin	1	20.0	1	20.0	0	--	1	20.0	0	--	0	--	2	40.0
Perry	10	33.3	1	3.3	0	--	0	--	1	3.3	0	--	18	60.0
Pike	4	15.4	2	7.7	0	--	0	--	2	7.7	0	--	18	69.2
Somerset	5	33.3	2	13.3	0	--	0	--	4	26.7	0	--	4	26.7
Susquehanna	4	100.0	0	--	0	--	0	--	0	--	0	--	0	--
Tioga	13	92.9	0	--	0	--	0	--	0	--	0	--	1	7.1
Venango	19	44.2	2	4.7	1	2.3	0	--	0	--	0	--	21	48.8
Warren	4	30.8	0	--	0	--	0	--	0	--	0	--	9	69.2
Wayne	15	100.0	0	--	0	--	0	--	0	--	0	--	0	--
<b><u>7th Class Counties</u></b>														
Juniata	0	--	2	28.6	1	14.3	0	--	0	--	0	--	4	57.1
Snyder	1	11.1	0	--	1	11.1	0	--	0	--	0	--	7	77.8
Union	1	50.0	0	--	1	50.0	0	--	0	--	0	--	0	--
Wyoming	2	100.0	0	--	0	--	0	--	0	--	0	--	0	--
<b><u>8th Class Counties</u></b>														
Cameron	1	100.0	0	--	0	--	0	--	0	--	0	--	0	--
Forest	0	--	0	--	0	--	0	--	0	--	0	--	0	--
Fulton	7	77.8	0	--	0	--	0	--	0	--	0	--	2	22.2
Montour	2	18.2	0	--	0	--	0	--	0	--	0	--	9	81.8
Potter	2	100.0	0	--	0	--	0	--	0	--	0	--	0	--
Sullivan	0	--	0	--	0	--	0	--	0	--	0	--	0	--

Magisterial District Judge - 2020 Orders of Execution & Possession

	<u>Civil Action</u>	<u>Landlord/Tenant</u>			<u>Civil Action</u>	<u>Landlord/Tenant</u>		
	Execution	Execution	Possession		Execution	Execution	Possession	
<b>State Total</b>	<b>971</b>	<b>142</b>	<b>16,800</b>					
<b><u>2nd Class County</u></b>					<b><u>6th Class Counties</u></b>			
Allegheny	38	8	1,701	Armstrong	7	0	47	
<b><u>2A Class Counties</u></b>				Bedford	5	2	34	
Bucks	83	6	742	Bradford	45	6	62	
Delaware	12	1	1,105	Carbon	20	1	78	
Montgomery	83	5	965	Clarion	0	0	9	
<b><u>3rd Class Counties</u></b>				Clearfield	18	5	30	
Berks	26	5	764	Clinton	3	1	39	
Chester	32	2	377	Columbia	34	3	100	
Cumberland	11	0	320	Crawford	15	1	90	
Dauphin	1	0	1,331	Elk	4	0	16	
Erie	28	17	717	Greene	3	0	29	
Lackawanna	0	0	411	Huntingdon	1	1	24	
Lancaster	66	9	658	Indiana	1	0	63	
Lehigh	21	2	1,358	Jefferson	5	3	7	
Luzerne	70	9	444	McKean	21	0	26	
Northampton	11	9	553	Mifflin	3	0	23	
Westmoreland	22	7	323	Perry	0	0	40	
York	19	1	1,284	Pike	0	0	50	
<b><u>4th Class Counties</u></b>				Somerset	0	0	18	
Beaver	12	0	270	Susquehanna	9	2	19	
Butler	7	2	115	Tioga	5	0	20	
Cambria	18	0	171	Venango	7	3	37	
Centre	13	2	59	Warren	8	2	26	
Fayette	0	0	152	Wayne	6	0	31	
Franklin	18	2	275	<b><u>7th Class Counties</u></b>				
Monroe	9	1	173	Juniata	6	1	3	
Schuylkill	14	2	174	Snyder	10	3	24	
Washington	0	4	225	Union	9	0	15	
<b><u>5th Class Counties</u></b>				Wyoming	1	0	4	
Adams	6	3	63	<b><u>8th Class Counties</u></b>				
Blair	25	0	220	Cameron	2	1	2	
Lawrence	4	0	141	Forest	0	0	1	
Lebanon	35	4	261	Fulton	4	0	11	
Lycoming	5	2	185	Montour	6	2	20	
Mercer	7	1	175	Potter	6	0	2	
Northumberland	9	1	86	Sullivan	2	0	2	

Magisterial District Judge - 2020 Emergency Protection from Abuse

	Filed	Granted	%	Denied	%	Unreported	%
<b>State Total</b>	<b>8,914</b>	<b>7,210</b>	<b>80.9</b>	<b>1,398</b>	<b>15.7</b>	<b>306</b>	<b>3.4</b>
<b><u>2nd Class County</u></b>							
<b>Allegheny</b>	3,607	2,930	81.2	652	18.1	25	0.7
<b><u>2A Class Counties</u></b>							
<b>Bucks</b>	56	52	92.9	3	5.4	1	1.8
<b>Delaware</b>	545	487	89.4	25	4.6	33	6.1
<b>Montgomery</b>	101	89	88.1	6	5.9	6	5.9
<b><u>3rd Class Counties</u></b>							
<b>Berks</b>	696	464	66.7	226	32.5	6	0.9
<b>Chester</b>	182	143	78.6	37	20.3	2	1.1
<b>Cumberland</b>	5	4	80.0	0	--	1	20.0
<b>Dauphin</b>	417	356	85.4	39	9.4	22	5.3
<b>Erie</b>	22	12	54.5	3	13.6	7	31.8
<b>Lackawanna</b>	39	20	51.3	0	--	19	48.7
<b>Lancaster</b>	64	56	87.5	4	6.3	4	6.3
<b>Lehigh</b>	352	329	93.5	18	5.1	5	1.4
<b>Luzerne</b>	101	82	81.2	3	3.0	16	15.8
<b>Northampton</b>	168	137	81.5	8	4.8	23	13.7
<b>Westmoreland</b>	166	125	75.3	36	21.7	5	3.0
<b>York</b>	472	286	60.6	172	36.4	14	3.0
<b><u>4th Class Counties</u></b>							
<b>Beaver</b>	284	270	95.1	11	3.9	3	1.1
<b>Butler</b>	54	39	72.2	14	25.9	1	1.9
<b>Cambria</b>	5	5	100.0	0	--	0	--
<b>Centre</b>	67	49	73.1	10	14.9	8	11.9
<b>Fayette</b>	111	94	84.7	13	11.7	4	3.6
<b>Franklin</b>	2	2	100.0	0	--	0	--
<b>Monroe</b>	19	15	78.9	1	5.3	3	15.8
<b>Schuylkill</b>	55	36	65.5	1	1.8	18	32.7
<b>Washington</b>	66	65	98.5	1	1.5	0	--
<b><u>5th Class Counties</u></b>							
<b>Adams</b>	28	16	57.1	3	10.7	9	32.1
<b>Blair</b>	253	214	84.6	38	15.0	1	0.4
<b>Lawrence</b>	75	60	80.0	4	5.3	11	14.7
<b>Lebanon</b>	16	10	62.5	6	37.5	0	--
<b>Lycoming</b>	45	32	71.1	1	2.2	12	26.7
<b>Mercer</b>	81	73	90.1	8	9.9	0	--
<b>Northumberland</b>	54	49	90.7	2	3.7	3	5.6

Magisterial District Judge - 2020 Emergency Protection from Abuse

	Filed	Granted	%	Denied	%	Unreported	%
<b><u>6th Class Counties</u></b>							
Armstrong	36	30	83.3	4	11.1	2	5.6
Bedford	0	0	--	0	--	0	--
Bradford	30	17	56.7	0	--	13	43.3
Carbon	55	44	80.0	2	3.6	9	16.4
Clarion	7	5	71.4	0	--	2	28.6
Clearfield	47	45	95.7	2	4.3	0	--
Clinton	50	47	94.0	3	6.0	0	--
Columbia	30	29	96.7	0	--	1	3.3
Crawford	7	3	42.9	0	--	4	57.1
Elk	16	16	100.0	0	--	0	--
Greene	58	55	94.8	2	3.4	1	1.7
Huntingdon	38	34	89.5	4	10.5	0	--
Indiana	20	13	65.0	7	35.0	0	--
Jefferson	14	11	78.6	0	--	3	21.4
McKean	1	1	100.0	0	--	0	--
Mifflin	0	0	--	0	--	0	--
Perry	2	2	100.0	0	--	0	--
Pike	30	29	96.7	0	--	1	3.3
Somerset	18	18	100.0	0	--	0	--
Susquehanna	19	11	57.9	7	36.8	1	5.3
Tioga	18	16	88.9	0	--	2	11.1
Venango	35	28	80.0	4	11.4	3	8.6
Warren	9	9	100.0	0	--	0	--
Wayne	56	47	83.9	8	14.3	1	1.8
<b><u>7th Class Counties</u></b>							
Juniata	0	0	--	0	--	0	--
Snyder	27	26	96.3	1	3.7	0	--
Union	21	20	95.2	0	--	1	4.8
Wyoming	21	16	76.2	5	23.8	0	--
<b><u>8th Class Counties</u></b>							
Cameron	4	3	75.0	1	25.0	0	--
Forest	2	2	100.0	0	--	0	--
Fulton	0	0	--	0	--	0	--
Montour	6	6	100.0	0	--	0	--
Potter	24	23	95.8	1	4.2	0	--
Sullivan	5	3	60.0	2	40.0	0	--



---

---

## **MAGISTERIAL DISTRICT JUDGE**

<b>Active Warrant Status Change</b>	Cases that begin the reporting period with an active warrant and the warrant was returned or cancelled during the reporting period.
<b>Adjudicated Case Status Change</b>	Cases that were adjudicated prior to the reporting period and had the disposition removed during the reporting period.
<b>Age of Pending Cases</b>	A breakdown of the active magisterial district judge caseload by the interval of time elapsed from the date the case is filed in the magisterial district judge office to the end of the current year.
<b>Bankruptcy Status Change</b>	Cases that were in a bankruptcy status prior to the reporting period and had the bankruptcy removed or discharged during the reporting period.
<b>Cases Disposed</b>	The number of cases in which a magisterial district judge renders a decision, a guilty plea is entered, or some other final decision is made. A case is counted as disposed even though all fines and costs may not have been collected.
<b>Cases Filed</b>	<p>The number of cases initiated during the year.</p> <p>Initiated by a citation: Traffic and Non-Traffic;</p> <p>Initiated by a complaint: Civil Action, Landlord/Tenant Action and Private Criminal;</p> <p>Initiated by a petition: Emergency Protection From Abuse.</p> <p>The individually numbered docket transcript (OTN) is the unit of count for Criminal Cases.</p>
<b>Civil</b>	A civil action involving a claim of \$12,000 or less.
<b>Closed Case Status Change</b>	Cases that were in a closed status prior to the reporting period and had the status changed from closed to another status.
<b>Criminal Case</b>	The set of Felony, Misdemeanor or Escalating Summary charges arising from a single criminal incident. When an incident involves co-defendants, the prosecution of each defendant is counted separately (i.e., only one defendant per case).
<b>Default Judgment Defendant/Plaintiff</b>	A disposition category for Civil, and Landlord/Tenant, referring to the number of cases in which a judgment was entered for one party because the other party failed to appear.
<b>Denied</b>	A disposition category for Emergency Protection From Abuse cases, referring to the number of emergency petitions in which an immediate and present danger of abuse to the plaintiff and/or minor children was not found by the magisterial district judge or Philadelphia Municipal Court judge.

---

<b>Dismissed</b>	A disposition category referring to the number of cases dismissed or discharged by the magisterial district judge.
<b>Diversionsary Disposition</b>	Includes cases that have been processed by Accelerated Rehabilitative Disposition (ARD), dismissed by ARD, or dismissed due to participation in a Diversionsary program such as Veterans Court.
<b>Emergency Protection From Abuse</b>	A type of case in which the plaintiff petitions for emergency relief from abuse by the defendant. Immediate and present danger of abuse to the plaintiff and/or minor children constitutes cause for an emergency protection order.
<b>Felony/Misdemeanor/ Escalating Summary</b>	A Felony is a statutory class of crime generally more serious than a misdemeanor; murder of the first degree is also counted with felonies. A Misdemeanor is a statutory class of crime generally more serious than a summary offense and less serious than a felony. The maximum term of imprisonment for a misdemeanor may not exceed five years. For a summary offense, the maximum term of imprisonment may not exceed 90 days. An Escalating Summary is a charge (e.g., retail or library theft) for which the grading as a summary or misdemeanor/felony is determined by the defendant's criminal history.
<b>Granted</b>	A disposition category for Emergency Protection From Abuse cases, referring to the number of emergency petitions in which an immediate and present danger of abuse to the plaintiff and/or minor children was found by the magisterial district judge or Philadelphia Municipal Court judge.
<b>Guilty Plea</b>	A disposition category referring to the number of cases in which the defendant admits having committed the offense for which he is charged. For Traffic and Non-Traffic Citations, guilty pleas include defendants submitting payment of fines and costs without pleading guilty on the citation forms.
<b>Held for Court</b>	A disposition category referring to the number of cases for which a prima facie case was established and the defendant was held for court.
<b>Landlord/Tenant</b>	Action of landlord/lessor against a tenant/lessee for the recovery of real property. The complaint may include a claim for rent due unpaid. Also, included in this category are defendant claims against the plaintiff arising from occupancy of the premise.
<b>Non-Traffic Citation</b>	A summary offense in which charges are initiated by a police officer, other than those classified under Traffic Citation.
<b>Order of Execution</b>	The enforcement of a civil money judgment. The defendant's property is sold to satisfy the judgment.
<b>Order of Possession</b>	The enforcement of a Landlord/Tenant Action for possession of property.
<b>Pre-Dispositional Other</b>	Cases that remain in Inactive status at the end of the reporting period for reasons other than warrants. Bankruptcy being the most common reason.
<b>Pre-Dispositional Warrant</b>	Cases prior to adjudication that began the reporting period in an active status and had a warrant issued that remains active at the close of the reporting period.

---

---

---

<b>Private Criminal Complaint</b>	A summary offense in which charges are initiated by a private citizen.
<b>Post-Dispositional Other</b>	Included in this category are cases dismissed due to defendant deceased and cases with a Sent to Common Pleas disposition.
<b>Settled</b>	A disposition category referring to cases in which the parties resolve the issues of the dispute.
<b>Traffic Citation</b>	A traffic citation initiates summary proceedings for offenses under the Pennsylvania Vehicle Code, or for violations of local parking ordinances not covered by the Vehicle Code.
<b>Uncategorized</b>	Cases marked closed during the reporting period, but without a final disposition entered, such as cases transferred to other district courts.
<b>Waiver of Preliminary Hearing</b>	A disposition category referring to cases forwarded to common pleas court after a preliminary hearing has been waived.
<b>Withdrawn</b>	A disposition category referring to cases in which the prosecutor formally withdraws the charges. For Civil and Landlord/Tenant, a disposition category referring to the number of cases in which the plaintiff withdrew the complaint.

# 2020 Philadelphia Municipal Court

	<u>Felony/ Misdemeanor</u>	<u>Summary</u>	<u>Total</u>
<b>Cases Pending 1/1/20</b>	<b>10,569</b>	<b>550</b>	<b>11,119</b>
New Cases Filed	24,672	2,167	26,839
Cases Reopened	2,161	334	2,495
<b>Cases Available for Processing</b>	<b>37,402</b>	<b>3,051</b>	<b>40,453</b>
<b>Cases Processed</b>	<b>15,516</b>	<b>1,160</b>	<b>16,676</b>
<b>Cases Pending 12/31/20</b>	<b>21,886</b>	<b>1,891</b>	<b>23,777</b>

### Private Criminal Complaints

<b>Cases Pending 1/1/20</b>	<b>2,038</b>
New Cases Filed	130
Cases Processed	85
<b>Cases Pending 12/31/20</b>	<b>2,083</b>

### Civil Complaints

<b>Cases Pending 1/1/20</b>	<b>56,045</b>
New Cases Filed	33,991
Cases Processed	43,191
<b>Cases Pending 12/31/20</b>	<b>46,845</b>

### Emergency Protection from Abuse

Filed	2,251
Granted	2,242
Denied	9

### Age of Pending Felony/Misdemeanor

<b>0-60 Days</b>	3,476	15.9%
<b>61-120 Days</b>	4,403	20.1%
<b>121-180 Days</b>	2,925	13.4%
<b>181-240 Days</b>	3,197	14.6%
<b>241-300 Days</b>	1,765	8.1%
<b>301-360 Days</b>	2,770	12.7%
<b>Over 360 Days</b>	3,350	15.3%
<b>Total</b>	<b>21,886</b>	

### Age of Pending Summary

<b>0-60 Days</b>	328	17.3%
<b>61-120 Days</b>	289	15.3%
<b>121-180 Days</b>	217	11.5%
<b>181-240 Days</b>	297	15.7%
<b>241-300 Days</b>	192	10.2%
<b>301-360 Days</b>	409	21.6%
<b>Over 360 Days</b>	159	8.4%
<b>Total</b>	<b>1,891</b>	

### Age of Pending Total

<b>0-60 Days</b>	3,804	16.0%
<b>61-120 Days</b>	4,692	19.7%
<b>121-180 Days</b>	3,142	13.2%
<b>181-240 Days</b>	3,494	14.7%
<b>241-300 Days</b>	1,957	8.2%
<b>301-360 Days</b>	3,179	13.4%
<b>Over 360 Days</b>	3,509	14.8%
<b>Total</b>	<b>23,777</b>	

### Felony/Misdemeanor Processed By:

Withdrawn/Dismissed	8,483 (54.7%)
Held for Court	3,957 (25.5%)
Guilty Plea	1,031 (6.6%)
Inactive Cases	801 (5.2%)
Unspecified	377 (2.4%)
Accelerated Rehabilitative Disposition	327 (2.1%)
Non-Jury Trial	270 (1.7%)
Transfers	267 (1.7%)
Other	3 (<0.1%)

### Summary Processed By:

Withdrawn/Dismissed	645 (55.6%)
Accelerated Rehabilitative Disposition	182 (15.7%)
Non-Jury Trial	137 (11.8%)
Inactive Cases	103 (8.9%)
Unspecified	49 (4.2%)
Guilty Plea	44 (3.8%)

### Total Processed By:

Withdrawn/Dismissed	9,128 (54.7%)
Held for Court	3,957 (23.7%)
Guilty Plea	1,075 (6.4%)
Inactive Cases	904 (5.4%)
Accelerated Rehabilitative Disposition	509 (3.1%)
Unspecified	426 (2.6%)
Non-Jury Trial	407 (2.4%)
Transfers	267 (1.6%)
Other	3 (<0.1%)

# 2020 Philadelphia Municipal Court - Traffic Division

Open Tickets from Prior Year	14,444
New Tickets Filed	42,095
Reopened Tickets	3,305
<b>Tickets Available for Processing</b>	<b>59,844</b>
<b>Processed</b>	<b>24,859</b>
<b>Cases Pending 12/31 (includes prior years)</b>	<b>34,985</b>

## Processed By:

* Trial	15,367 (61.8%)
Guilty Plea	4,970 (20.0%)
Prosecution Withdrawn	3,563 (14.3%)
Deceased	630 (2.5%)
Dismissal	212 (0.9%)
** Inactive	61 (0.2%)
Voided Tickets	56 (0.2%)

\* Trial Guilty 13,530 (54.4%)

Trial Not Guilty 1,837 (7.4%)

\*\* Open cases with no hearing scheduled.

## Age of Pending Cases

0-60 Days	2,774	7.9%
61-120 Days	10,034	28.7%
121-180 Days	8,316	23.8%
181-240 Days	812	2.3%
241-300 Days	11,265	32.2%
301-360 Days	1,784	5.1%
Over 360 Days	0	0.0%
<b>Total</b>	<b>34,985</b>	

## Arrest Warrants

Issued in 2020	69,315
Open from 2020	40,518
Cancelled in 2020	28,797

## Open Warrants as of 12/31/2020

	Pre-Disposition	Post-Disposition
0-1 Year	2,443	64,989
2-5 Years	10,435	181,471
6-10 Years	5,172	69,479
More than 10 Years	89,800	272,136
<b>Total</b>	<b>107,850</b>	<b>588,075</b>