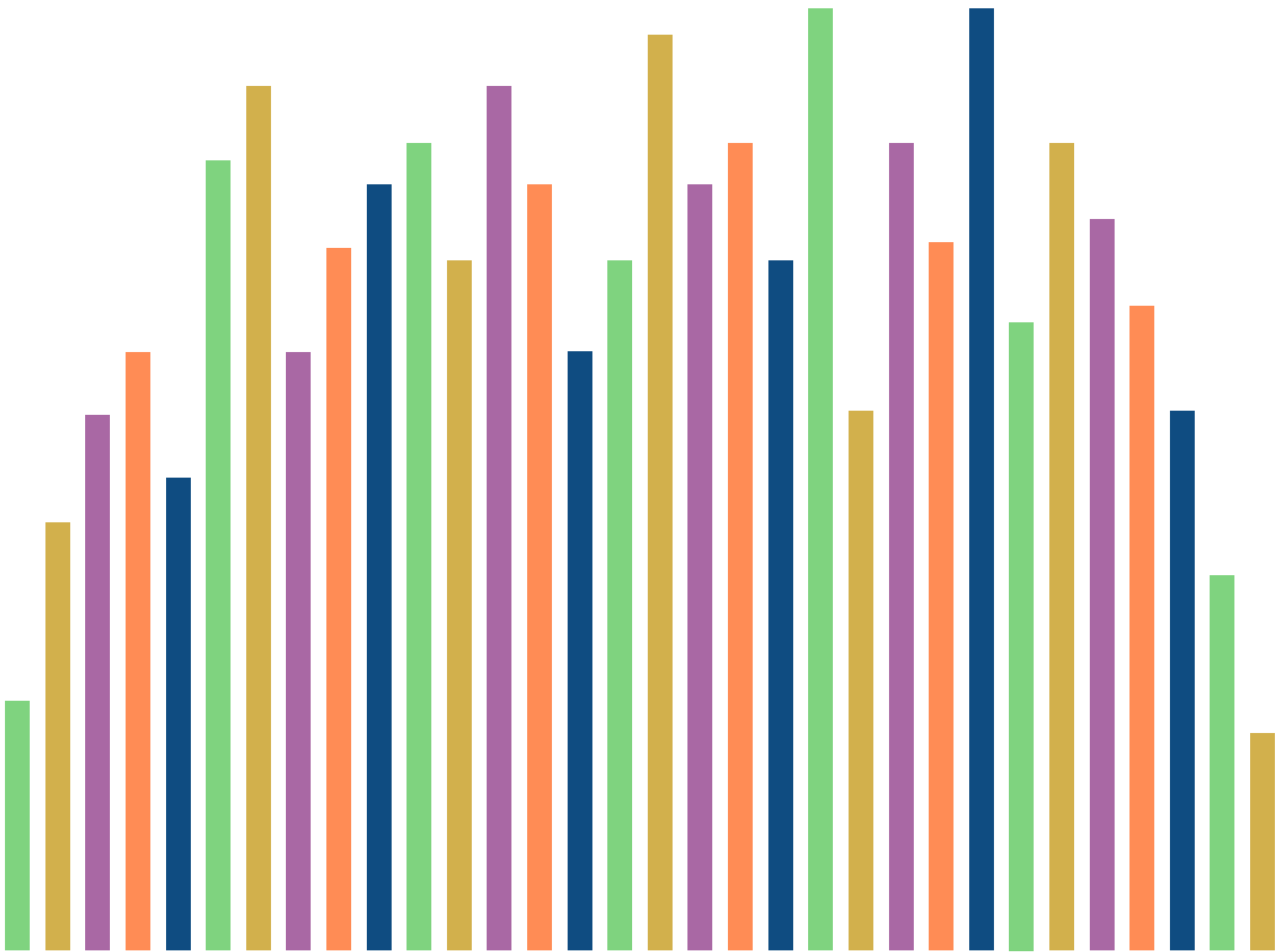


# 2021 Caseload Statistics of the Unified Judicial System of Pennsylvania



Department of Research & Statistics

Kim E. Nieves, Ph.D.  
Director

Andrew Ginder, MPA  
Assistant Director

Yan Liu, M.S.  
Senior Statistical Analyst

Amanda Pereira  
Research Assistant

Please visit the AOPC website for data updates, data corrections, and data from prior years.

[www.pacourts.us](http://www.pacourts.us)

---

---

**Appellate Courts**

Supreme Court ..... 2  
Supreme Court Glossary ..... 4  
Superior Court ..... 5  
Commonwealth Court ..... 6

County Classifications & Judgeships ..... 8

**Common Pleas Courts**

Criminal Caseload (CPCMS)

Criminal State Totals ..... 10  
  
Available for Processing ..... 11  
New Cases by Offense Type ..... 13  
Processed ..... 15  
Age of Pending Cases ..... 19  
Criminal Glossary ..... 21

Civil Caseload - Civil Action & Civil Other

Civil State Totals ..... 24  
  
Filings ..... 26  
Docketed Cases by Case Type ..... 28  
Processed ..... 32  
Age of Pending Civil Actions ..... 36  
Civil Glossary ..... 40

Domestic Relations Section

PFA State Totals ..... 46  
  
Filings ..... 47  
Processed ..... 49  
PFA Glossary ..... 53  
  
Support & Paternity State Totals ..... 54  
  
PACSES Note ..... 55  
Spousal & Child Support ..... 56  
Support Glossary ..... 58  
  
Paternity Acknowledgements Filed ..... 59  
Paternity Established/Pending ..... 61  
Paternity Glossary ..... 63  
  
Custody & Divorce State Totals ..... 64  
  
Custody/Partial Custody/Visitation ..... 65  
Custody Glossary ..... 67  
  
Divorce ..... 68  
Divorce Glossary ..... 70

Juvenile Delinquency (CPCMS)

Delinquency State Totals ..... 71  
  
Cases Pending Disposition  
Available for Disposition ..... 73  
New Cases by Offense Type ..... 77  
Disposed ..... 79

Formal Dispositions

Adjudicated Delinquent Cases ..... 83  
Court Supervision Terminated ..... 85

Informal Dispositions

Informally Disposed Cases ..... 87  
Informally Disposed  
Cases Terminated ..... 91

Delinquency Glossary ..... 95

Juvenile Dependency (CPCMS)

Dependency State Totals ..... 99

Pending Adjudication

Abuse/Neglect  
Available for Processing ..... 100  
Processed ..... 102

Status Offenses

Available for Processing ..... 104  
Processed ..... 106

Adjudicated Dependent

Abuse/Neglect  
Available for Processing ..... 108  
Court Supervision Terminated ..... 110

Status Offenses

Available for Processing ..... 112  
Court Supervision Terminated ..... 114

Dependency Glossary ..... 116

---

---

Orphans' Court Caseload

Orphans' Court State Totals ..... 120

Accounts ..... 121

Accounts Glossary ..... 123

Adoptions ..... 124

Adoptions Glossary ..... 126

Relinquishments/Terminations ..... 127

Relinquishments Glossary ..... 129

Appointment of Guardians ..... 130

Guardianship Glossary ..... 132

Jury

Jury State Totals ..... 134

Jury Yield ..... 135

Jury Utilization ..... 139

Jury Costs ..... 140

Jury Glossary ..... 143

**Limited Jurisdiction Courts**

Magisterial District Judge

Criminal

State Totals ..... 146

Available for Processing ..... 147

New Criminal Cases by Offense Type ..... 149

Processed and Inactive ..... 153

Age of Pending Cases ..... 157

Private Summary Complaints

State Totals ..... 159

Available for Processing ..... 160

Processed and Inactive ..... 162

Age of Pending Cases ..... 166

Private Criminal Complaints

State Totals ..... 168

Available for Processing ..... 169

Processed and Inactive ..... 171

Age of Pending Cases ..... 175

Traffic

State Totals ..... 177

Available for Processing ..... 178

Processed and Inactive ..... 180

Age of Pending Cases ..... 184

Non-Traffic

State Totals ..... 186

Available for Processing ..... 187

Processed and Inactive ..... 189

Age of Pending Cases ..... 193

Arrest Warrants

State Totals ..... 195

Criminal

Pre-Dispositional ..... 196

Post-Dispositional ..... 198

Private Summary Complaints

Pre-Dispositional ..... 200

Post-Dispositional ..... 202

Private Criminal Complaints

Pre-Dispositional ..... 204

Post-Dispositional ..... 206

Traffic

Pre-Dispositional ..... 208

Post-Dispositional ..... 210

Non-Traffic

Pre-Dispositional ..... 212

Post-Dispositional ..... 214

Civil

State Totals ..... 216

Available for Processing ..... 217

Processed and Inactive ..... 219

Age of Pending Cases ..... 223

Landlord/Tenant

State Totals ..... 225

Available for Processing ..... 226

Processed and Inactive ..... 228

Age of Pending Cases ..... 232

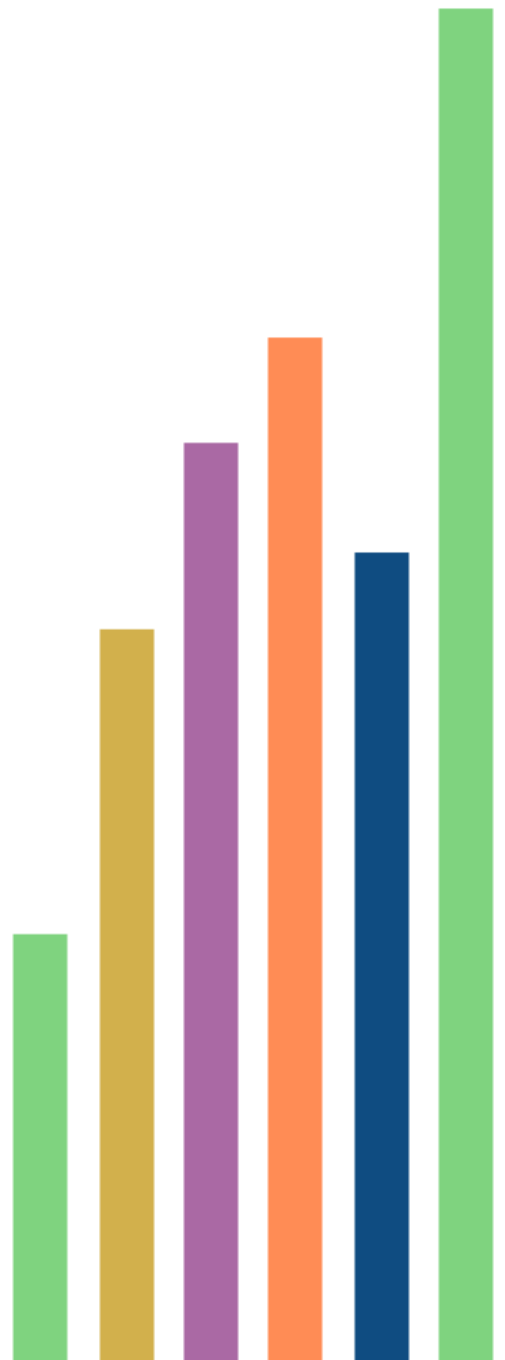
Emergency Protection From Abuse ..... 234

Magisterial District Judge Glossary ..... 236

Philadelphia Municipal Court ..... 239

Philadelphia Municipal Court -  
Traffic Division ..... 240

# The Appellate Courts



---

---

# Supreme Court of Pennsylvania

## Appeals, Allocaturs and Petitions

Number Filed and Pending: January 1, 2021 through December 31, 2021

---

---

### Appeal Docket

Direct Appeals	
Capital Cases	2
Number from Commonwealth Court	49
Number from Common Pleas Court	0
Number Transferred from Commonwealth and Superior Courts	8
<b>Total Direct</b>	<b>59</b>
Certification Granted	1
Appeals by Granted Allocatur	88
Appeals by Granted Fast Track Allocatur	7
Appeals by Granted Miscellaneous	0
<b>Total All Appeals</b>	<b>155</b>
Appeals Pending as of 12/31/21 (includes prior years)	92

### Allocatur Docket

Petitions for Allowance of Appeal	1,615
Petitions Pending as of 12/31/21 (includes prior years)	409

### Miscellaneous Docket

Petitions for Review	149
Original Jurisdiction (Mandamus, Habeas, Prohibition, Quo Warranto)	116
Petitions for King's Bench Review or Extraordinary Relief	38
Petitions for Certification of Questions of Law	1
<b>Total All Miscellaneous</b>	<b>304</b>
Miscellaneous Pending as of 12/31/21 (includes prior years)	60

### Ancillary Filings

Capital	34
Appeal	395
Allocatur	1,169
Miscellaneous	468
Disciplinary Docket No. 3	46
<b>Total All Ancillaries</b>	<b>2,112</b>
Ancillary Pending as of 12/31/21 (includes prior years)	151

---



---

**Supreme Court of Pennsylvania**  
**Appeals, Allocaturs and Petitions**  
**Adjudications: January 1, 2021 through December 31, 2021**

---



---

	Per Curiam	Full Opinion	Summary	Single Justice	Discontinued/ Withdrawn	Total
<b>Capital Docket</b>	<b>1</b>	<b>8</b>	<b>0</b>	<b>0</b>	<b>0</b>	<b>9</b>
<b>Appeal Docket (Excluding Capital)</b>	<b>60</b>	<b>126</b>	<b>0</b>	<b>1</b>	<b>10</b>	<b>197</b>
<b>Direct Appeals:</b>						
From Commonwealth Court	38	6	0	1	8	53
From The Court of Common Pleas	0	0	0	0	0	0
Transfers from Superior & Comm. Courts	6	3	0	0	0	9
<b>Other Types of Appeals:</b>						
Where Certification was Granted	0	2	0	0	1	3
Appeals from Allocatur Grants	16	107	0	0	1	124
Appeals from F.T. Alloc. Grants	0	8	0	0	0	8
Appeals from Miscellaneous Grants	0	0	0	0	0	0
Plenary Jurisdiction Assumed	0	5	0	0	0	0
<b>Allocatur Docket</b>	<b>1,632</b>	<b>0</b>	<b>23</b>	<b>0</b>	<b>36</b>	<b>1,691</b>
<b>Miscellaneous Docket</b>	<b>288</b>	<b>1</b>	<b>0</b>	<b>2</b>	<b>4</b>	<b>295</b>
Petitions for Review	138	1	0	2	2	143
Original Jurisdiction	117	0	0	0	2	119
King's Bench Matters	32	0	0	0	0	32
Certification-Questions of Law	1	0	0	0	0	1

Note. In regards to opinions, 135 cases were disposed of by 114 opinions (including Disciplinary Matters).

**Disciplinary Matters (DD3 - Disciplinary Docket 3)**

Per Curiam	88	Attorney Reinstatement Docket	75
Full Opinion	0	<b>Total Disciplinary</b>	<b>173</b>
Other - Administrative Closures	10		
<b>Total</b>	<b>98</b>		

**Disciplinary Matters by Type:**

Disbarments	7
Disbarments on Consent	11
Reinstatements on DD3 Docket	11
Suspensions	33
Inactive	6
Order Denying PPA	1
Order Granting, Rule 213	2
Order	2
Temporary Suspension	12
Referred to Disciplinary Board	1
Probation	2
Orders Denying Joint Petition	1
Orders Granting Joint Petition	2
Administrative Closures	10

**Ancillary Filings**

Disposed by Docket Type:

Capital	37
Appeal	404
Allocatur	1,136
Miscellaneous	462
DD3	47
<b>Total</b>	<b>2,086</b>

---

---

## **SUPREME COURT**

<b>Allocatur Docket</b>	The docket for petitions seeking discretionary review of decisions by the intermediate appellate courts (i.e. the Commonwealth Court in its appellate capacity or Superior Court).
<b>Ancillary Petition</b>	A petition filed on an open docket seeking relief apart from the requested relief on the merits (e.g., a petition for an extension of time to file a response).
<b>Capital Case</b>	A case wherein a capital sentence has been imposed by a court of common pleas.
<b>Direct Appeal</b>	An appeal directly to the Supreme Court from the trial court that is authorized by the constitution or statute.
<b>Disciplinary Matter</b>	A matter that involves attorney disciplinary cases as prosecuted by the Office of Disciplinary Counsel.
<b>King's Bench Review</b>	A discretionary review undertaken by the Supreme Court of a matter pending in a lower tribunal. Such review can be by way of petition or by the Court's own initiative.
<b>Opinion</b>	The Court's disposition of a case containing a written explanation of its rationale.
<b>Petition for Allowance of Appeal (PAA)</b>	An appeal which seeks to invoke the Court's discretionary jurisdiction to appeal.
<b>Per Curiam</b>	Translate as "By the Court" and refers to an action of the whole court as opposed to an opinion or order by an individual Justice or Justices.
<b>Petition for Review</b>	Petitions filed seeking review of a government agency or lower court. They are filed under Rule 123 or under Chapter 15 of the Pennsylvania Rules of Appellate Procedure.
<b>Rule 213 Order</b>	Refers to the Rule of Disciplinary Enforcement 213 governing the Supreme Court's enforcement of a subpoena in a disciplinary proceeding.
<b>Single Justice</b>	One justice, typically the Chief Justice, enters an order or will direct that an order be issued for certain types of cases such as changes of venue.
<b>Summary Disposition</b>	The Court's disposition of a case without seeking brief or argument; occurs when the right of the applicant is clear and the Court's decision needs little or no explanation.
<b>Supreme Court Original Jurisdiction</b>	The limited jurisdiction described in the Judicial Code at 42 Pa.C.S. § 721, which includes habeas corpus, action in mandamus and prohibition directed to courts of inferior jurisdiction, and actions in quo warranto.



---



---

## 2021 Superior Court of Pennsylvania

---



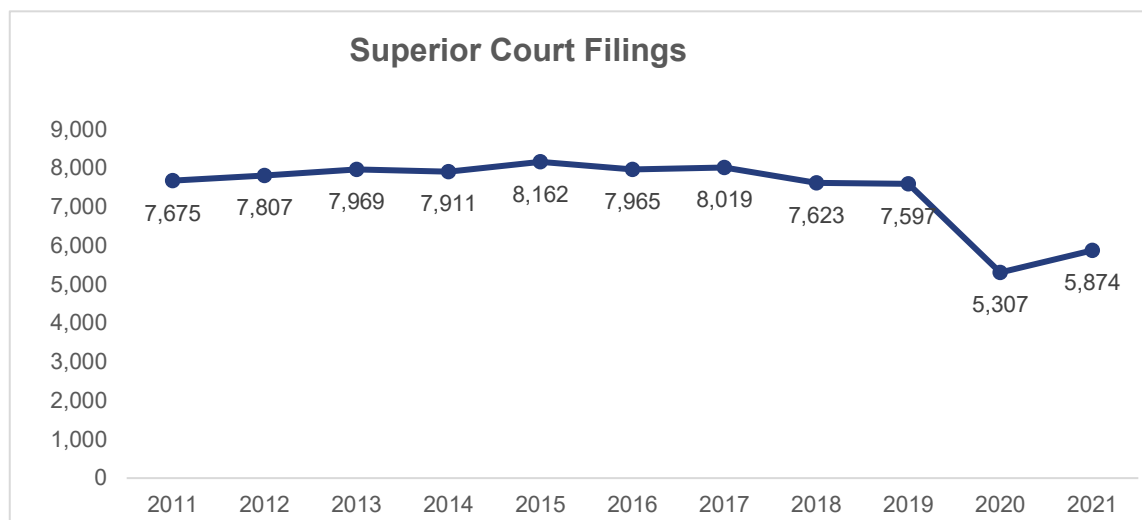
---

### Appeals Pending, Filed & Concluded

	<u>Total</u>	<u>Civil</u>	<u>Criminal</u>
Appeals Pending 1/1/21	3,979	1,164	2,815
New Appeals Filed in 2021	5,874	2,533	3,341
Appeals Concluded in 2021	5,857	2,306	3,551
By Filed Decision	4,036	1,309	2,727
By Order or Discontinuance	1,821	997	824
Appeals Pending 12/31/21	3,996	1,391	2,605

### Opinions Filed

Published Opinions 2021	256	133	123
Non-Published Opinions 2021	3,007	857	2,150
<b>Total</b>	<b>3,263</b>	<b>990</b>	<b>2,273</b>



# 2021 Commonwealth Court of Pennsylvania

**CASES PENDING 1/1/21** **4,869**

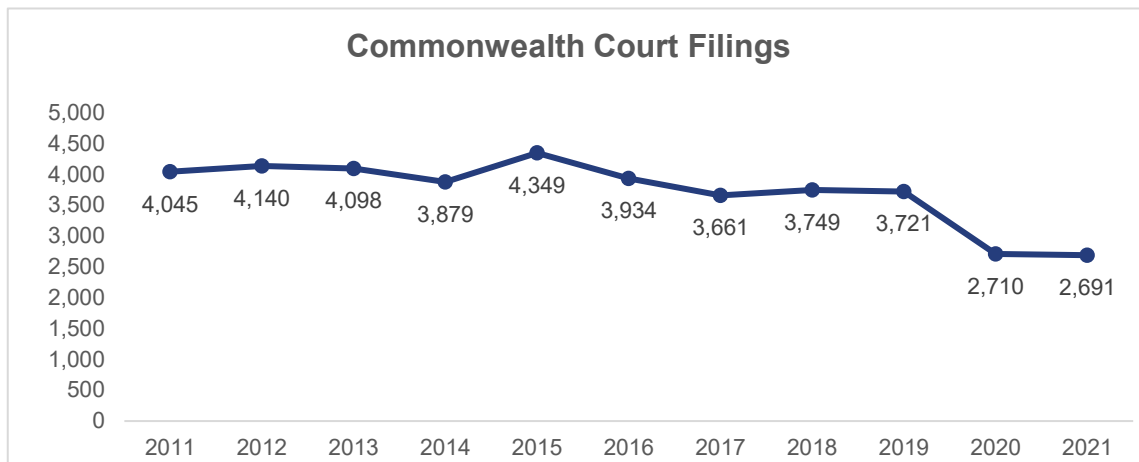
**CASES FILED IN 2021** **2,691 \***

Original Jurisdiction	471
Appeals from Common Pleas Court	711
Appeals from Administrative Agencies	752
Appeals under Fiscal Code	702
Discretionary Appeals	32
Combined Original/Appellate Matters	3
Miscellaneous	19
Insurance Insolvency Actions	1

**CASES DISPOSED IN 2021** **2,316**

Majority Opinions	804
Consolidated Cases	10
Stipulation for Judgment	415
Withdrawn/Dismissed/Remanded	885
Transferred	40
Other	16
Single Judge Dispositive Orders/Opinions	146

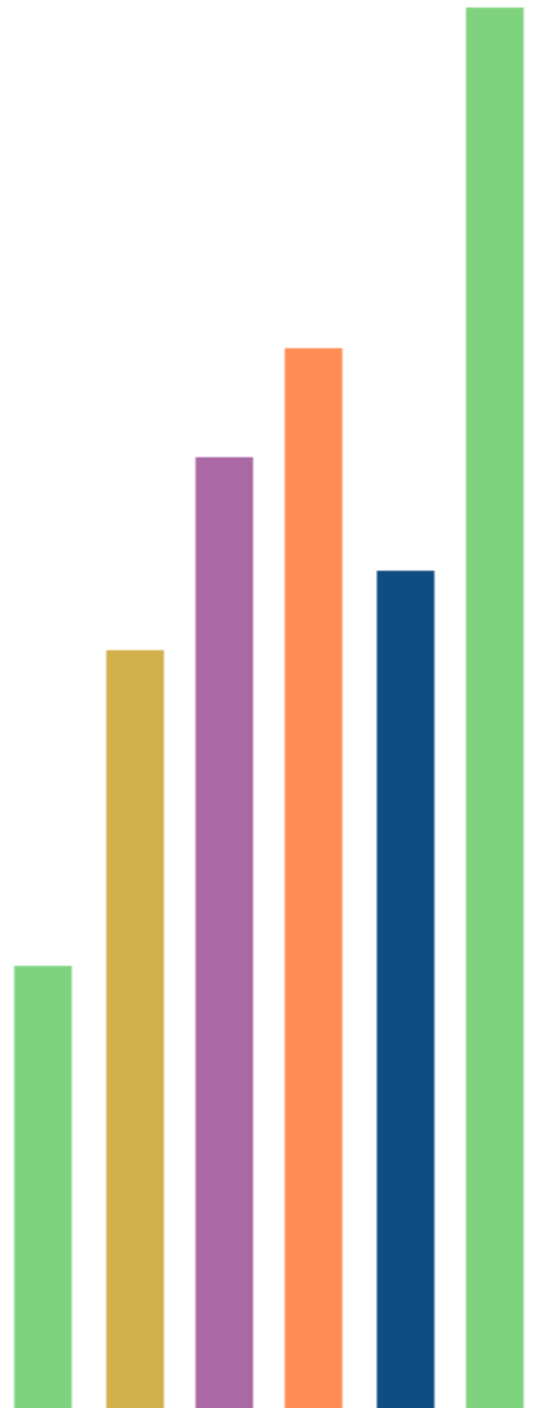
**CASES PENDING 12/31/21** **5,244**



(R) - Revised

\* Certain miscellaneous and dual jurisdiction cases are excluded.

# County Classifications & Judgeships



## COUNTY CLASS, COUNTY POPULATION, TRIAL COURT & MAGISTERIAL DISTRICT JUDGE COMPLEMENTS

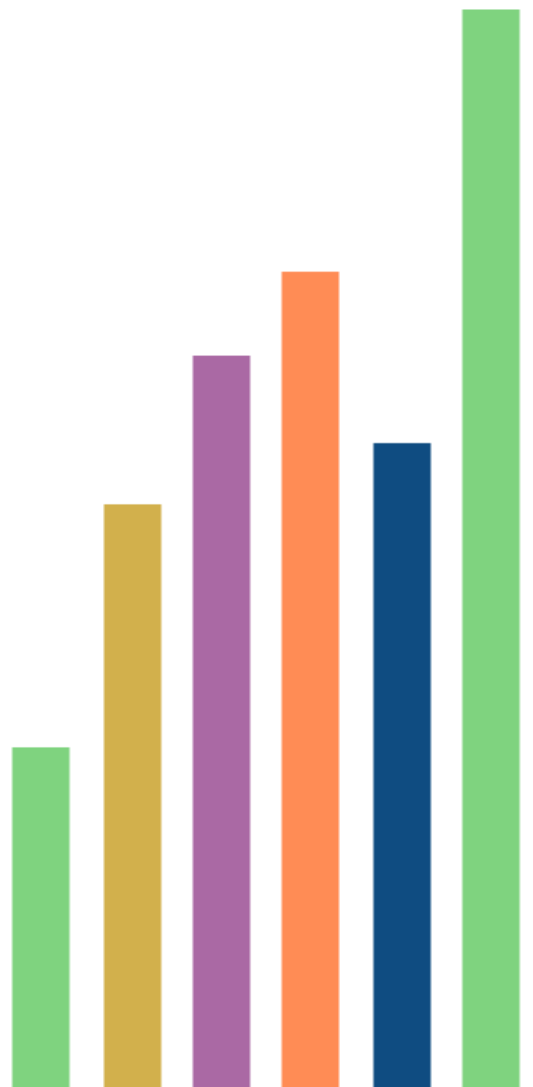
County	County Class	2020 Population (a)	Authorized Trial Court Judgeships (b)	Authorized Limited Jurisdiction Positions (b)	County	County Class	2020 Population (a)	Authorized Trial Court Judgeships (b)	Authorized Limited Jurisdiction Positions (b)
Adams	5	103,852	4	4	Lackawanna	3	215,896	9	10
Allegheny	2	1,250,578	43	46	Lancaster	3	552,984	15	19
Armstrong	6	65,558	2	4	Lawrence	5	86,070	4	4
Beaver	4	168,215	7	8	Lebanon	5	143,257	4	6
Bedford	6	47,577	2	4	Lehigh	3	374,557	10	14
Berks	3	428,849	13	17	Luzerne	3	325,594	10	16
Blair	5	122,822	5	6	Lycoming	5	114,188	5	6
Bradford	6	59,967	2	4	McKean	6	40,432	2	4
Bucks	2A	646,538	15	18	Mercer	5	110,652	4	5
Butler	4	193,763	6	7	Mifflin	6	46,143	2	3
Cambria	4	133,472	5	8	Monroe	4	168,327	7	9
Cameron	8	4,547	1	3	Montgomery	2A	856,553	24	30
Carbon	6	64,749	3	4	Montour	8	18,136	See Columbia	
Centre	4	158,172	4	6	Northampton	3	312,951	9	14
Chester	3	534,413	14	17	Northumberland	5	91,647	3	4
Clarion	6	37,450	1	4	Perry	6	45,842	See Juniata	
Clearfield	6	80,562	2	4	Philadelphia	1	1,603,797	93	0
Clinton	6	37,450	2	3	Pike	6	58,535	2	4
Columbia	6	64,727	2	5	Potter	8	16,396	1	3
Crawford	6	83,938	3	4	Schuylkill	4	143,049	6	7
Cumberland	3	259,469	7	10	Snyder	7	39,736	2	4
Dauphin	3	286,401	10	15	Somerset	6	74,129	3	5
Delaware	2A	576,830	21	30	Sullivan	8	5,840	1	3
Elk	6	30,990	See Cameron		Susquehanna	6	38,434	1	3
Erie	3	270,876	9	13	Tioga	6	41,045	1	3
Fayette	4	128,804	5	7	Union	7	42,681	See Snyder	
Forest	8	6,973	2	4	Venango	6	50,454	2	3
Franklin	4	155,932	5	10	Warren	6	38,587	See Forest	
Fulton	8	14,556	See Franklin		Washington	4	209,349	7	11
Greene	6	35,954	2	3	Wayne	6	51,155	1	3
Huntingdon	6	44,092	1	3	Westmoreland	3	354,663	11	16
Indiana	6	83,246	3	4	Wyoming	7	26,069	See Sullivan	
Jefferson	6	44,492	1	3	York	3	456,438	15	19
Juniata	7	23,509	2	5	<b>Total</b>		<b>13,002,700</b>	<b>458</b>	<b>511</b>

(a) Source: U.S. Census Bureau.

(b) Authorized Trial Court Judgeships and Magisterial District Judge positions as of December 2021.

# Common Pleas Case Management System (CPCMS)

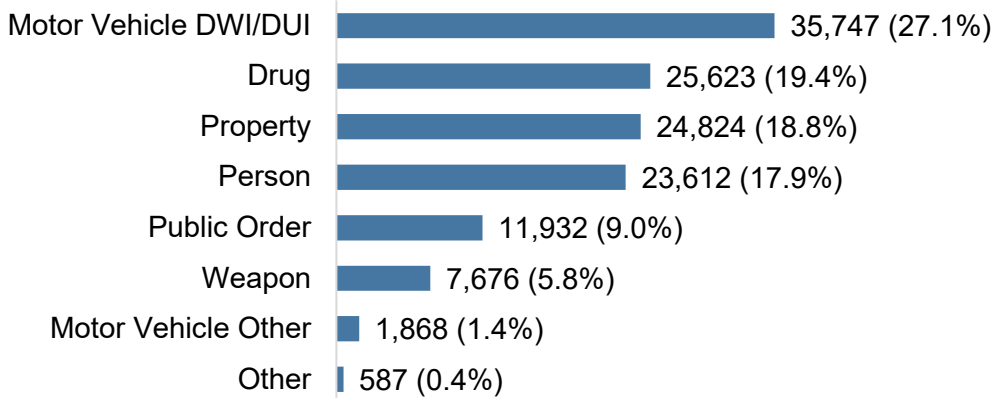
## Criminal Caseload



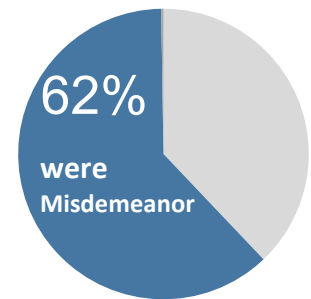
# 2021 Common Pleas State Totals Criminal Caseload

<b>Cases Pending 1/1/21</b>	<b>87,108</b> <sup>(R)</sup>	<b><u>Age of Pending Cases</u></b>
New Cases Filed	131,869	<b>0-60 Days</b> 20,614 22.6%
Refiled/Reopened Cases	10,417	<b>61-120 Days</b> 16,124 17.7%
		<b>121-180 Days</b> 11,744 12.9%
<b>Cases Available for Processing</b>	<b>229,394</b>	<b>181-240 Days</b> 9,528 10.4%
		<b>241-300 Days</b> 8,032 8.8%
<b>Cases Processed</b>	<b>138,077</b>	<b>301-360 Days</b> 4,861 5.3%
		<b>Over 360 Days</b> 20,414 22.4%
<b>Cases Pending 12/31/21</b>	<b>91,317</b>	
		<b>Total 91,317</b>
Cases Awaiting Sentence	6,832	

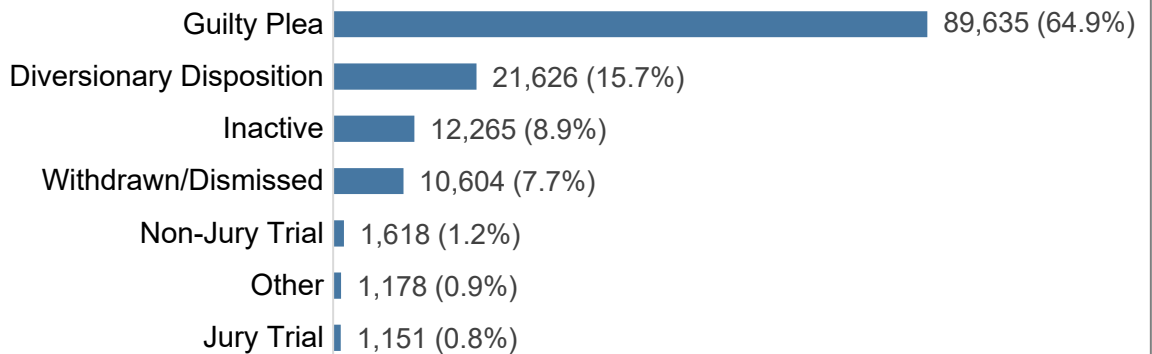
**New Cases Filed By Offense Type:**



**Of all new cases filed:**



**Processed By:**



(R) - Revised

Common Pleas Criminal - 2021 Available for Processing

	Begin Pending	New Cases Filed	Refiled/ Reopened Cases	Cases Available for Processing	Cases Processed	End Pending	Cases Awaiting Sentence
<b><u>1st Class County</u></b>							
Philadelphia	7,746	10,224	472	18,442	6,516	11,926	841
<b><u>2nd Class County</u></b>							
Allegheny	7,646	9,780	985	18,411	11,673	6,738	234
<b><u>2A Class Counties</u></b>							
Bucks	4,105	6,349	722	11,176	7,490	3,686	353
Delaware	3,008	5,558	442	9,008	5,632	3,376	59
Montgomery	7,177	7,127	664	14,968	6,165	8,803	80
<b><u>3rd Class Counties</u></b>							
Berks	2,694	4,324	340	7,358	4,748	2,610	37
Chester	2,102	3,967	280	6,349	4,196	2,153	74
Cumberland	1,618	2,808	185	4,611	2,898	1,713	208
Dauphin	5,107	5,043	565	10,715	5,101	5,614	84
Erie	1,733	2,962	176	4,871	3,248	1,623	170
Lackawanna	925	1,947	193	3,065	2,083	982	375
Lancaster	3,083	4,275	267	7,625	4,718	2,907	37
Lehigh	1,104	3,466	217	4,787	3,621	1,166	143
Luzerne	2,218	4,002	365	6,585	4,154	2,431	398
Northampton	1,921	3,270	306	5,497	3,538	1,959	38
Westmoreland	3,185	4,699	276	8,160	5,102	3,058	121
York	3,420	5,414	578	9,412	6,091	3,321	137
<b><u>4th Class Counties</u></b>							
Beaver	766	2,037	175	2,978	2,064	914	30
Butler	1,279	1,635	159	3,073	1,941	1,132	92
Cambria	745	1,359	127	2,231	1,573	658	93
Centre	868	1,431	132	2,431	1,718	713	76
Fayette	1,586	2,593	179	4,358	2,732	1,626	41
Franklin	773	1,853	76	2,702	1,773	929	84
Monroe	1,674	2,744	182	4,600	2,815	1,785	480
Schuylkill	1,476	1,657	198	3,331	2,162	1,169	37
Washington	1,158	2,336	152	3,646	2,659	987	35
<b><u>5th Class Counties</u></b>							
Adams	492	1,463	78	2,033	1,610	423	82
Blair	1,613	2,447	174	4,234	2,747	1,487	86
Lawrence	553	783	157	1,493	1,007	486	80
Lebanon	1,105	1,601	186	2,892	1,880	1,012	197
Lycoming	926	1,579	47	2,552	1,528	1,024	103
Mercer	631	1,183	104	1,918	1,448	470	116
Northumberland	1,142	1,455	170	2,767	1,562	1,205	140

Common Pleas Criminal - 2021 Available for Processing

	Begin Pending	New Cases Filed	Refiled/ Reopened Cases	Cases Available for Processing	Cases Processed	End Pending	Cases Awaiting Sentence
<b><u>6th Class Counties</u></b>							
Armstrong	744	1,054	54	1,852	948	904	127
Bedford	292	527	17	836	567	269	31
Bradford	291	842	25	1,158	871	287	116
Carbon	867	1,235	163	2,265	1,433	832	74
Clarion	214	486	15	715	467	248	67
Clearfield	672	1,050	61	1,783	1,086	697	61
Clinton	167	455	18	640	511	129	32
Columbia	1,240	964	73	2,277	1,163	1,114	74
Crawford	642	1,129	73	1,844	1,290	554	235
Elk	406	550	16	972	501	471	5
Greene	228	436	33	697	421	276	7
Huntingdon	304	623	26	953	627	326	52
Indiana	621	1,051	114	1,786	1,320	466	87
Jefferson	224	611	39	874	684	190	28
McKean	208	518	16	742	503	239	52
Mifflin	214	598	12	824	629	195	6
Perry	307	584	18	909	582	327	38
Pike	335	538	44	917	592	325	98
Somerset	831	832	65	1,728	927	801	147
Susquehanna	249	517	16	782	432	350	14
Tioga	195	376	16	587	373	214	41
Venango	434	635	23	1,092	864	228	47
Warren	279	364	20	663	414	249	30
Wayne	223	343	16	582	425	157	1
<b><u>7th Class Counties</u></b>							
Juniata	159	218	8	385	258	127	13
Snyder	276	415	30	721	455	266	27
Union	187	349	23	559	375	184	50
Wyoming	204	350	27	581	355	226	34
<b><u>8th Class Counties</u></b>							
Cameron	28	92	1	121	73	48	0
Forest	17	41	1	59	33	26	2
Fulton	96	205	8	309	195	114	30
Montour	178	157	6	341	152	189	13
Potter	168	314	9	491	302	189	21
Sullivan	29	39	2	70	56	14	11



Common Pleas Criminal - 2021 New Cases by Offense Type

	Motor Vehicle DWI/DUI	Property	Drug	Person	Public		Motor Vehicle Other	Other	Total	% of Total		
					Order	Weapon				Felony	Misdemeanor	Summary/ Ungraded
<b><u>1st Class County</u></b>												
Philadelphia*	33	1,601	1,869	3,137	274	3,162	22	126	10,224	97.0	2.8	0.1
<b><u>2nd Class County</u></b>												
Allegheny	2,890	1,612	1,522	1,901	906	725	159	65	9,780	41.8	57.7	0.5
<b><u>2A Class Counties</u></b>												
Bucks	1,571	1,512	1,731	777	522	144	88	4	6,349	22.3	77.4	0.2
Delaware	1,382	1,218	1,011	1,034	464	364	65	20	5,558	41.7	58.0	0.3
Montgomery	1,897	1,841	1,428	1,076	531	256	89	9	7,127	32.4	67.5	0.1
<b><u>3rd Class Counties</u></b>												
Berks	844	995	906	757	519	223	67	13	4,324	32.5	67.3	0.2
Chester	1,362	812	575	741	295	119	56	7	3,967	34.2	65.7	0.1
Cumberland	1,043	604	307	471	248	80	46	9	2,808	31.1	68.9	--
Dauphin	1,194	962	916	1,076	527	243	73	52	5,043	41.9	58.0	0.1
Erie	937	710	351	534	246	141	32	11	2,962	40.2	59.8	--
Lackawanna	436	319	350	477	234	84	18	29	1,947	41.6	57.5	0.9
Lancaster	1,216	918	629	855	407	122	110	18	4,275	40.2	59.7	<0.1
Lehigh	1,259	549	753	384	317	137	64	3	3,466	27.0	73.0	<0.1
Luzerne	1,121	698	882	600	513	132	45	11	4,002	29.8	69.9	0.3
Northampton	868	570	733	628	319	92	56	4	3,270	24.5	75.5	0.1
Westmoreland	1,227	964	1,009	775	492	162	59	11	4,699	29.5	70.4	0.1
York	1,536	1,003	1,085	886	496	234	152	22	5,414	32.2	67.7	0.1
<b><u>4th Class Counties</u></b>												
Beaver	851	326	257	351	158	61	30	3	2,037	31.4	68.4	0.2
Butler	653	279	267	221	136	47	25	7	1,635	29.0	71.0	--
Cambria	358	258	174	284	221	47	14	3	1,359	45.4	54.5	0.1
Centre	431	269	415	158	110	33	14	1	1,431	20.3	79.7	--
Fayette	748	476	674	331	264	48	43	9	2,593	28.7	71.3	<0.1
Franklin	650	382	183	374	179	55	23	7	1,853	34.4	65.6	--
Monroe	986	426	580	417	226	84	18	7	2,744	29.3	70.5	0.2
Schuylkill	350	365	427	257	182	45	29	2	1,657	27.1	72.8	0.1
Washington	877	376	427	347	210	55	40	4	2,336	28.6	70.9	0.6
<b><u>5th Class Counties</u></b>												
Adams	837	115	175	173	101	37	20	5	1,463	20.8	79.2	--
Blair	371	553	673	429	292	71	50	8	2,447	40.9	58.7	0.3
Lawrence	294	155	118	125	56	27	8	0	783	39.2	60.4	0.4
Lebanon	330	273	528	222	151	31	61	5	1,601	23.7	75.7	0.6
Lycoming	395	252	394	280	183	53	14	8	1,579	38.6	61.1	0.3
Mercer	425	212	108	281	107	36	7	7	1,183	39.7	60.2	0.1
Northumberland	397	179	352	253	206	43	14	11	1,455	30.9	69.1	--

\* In Philadelphia County, Municipal Court processes the majority of misdemeanor cases.

Common Pleas Criminal - 2021 New Cases by Offense Type

	Motor Vehicle DWI/DUI	Property	Drug	Person	Public		Motor Vehicle		Total	% of Total		
					Order	Weapon	Other	Other		Felony	Misdemeanor	Summary/ Ungraded
<b><u>6th Class Counties</u></b>												
Armstrong	471	88	226	153	69	27	18	2	1,054	26.5	73.5	--
Bedford	177	76	96	96	58	14	8	2	527	27.1	71.9	0.9
Bradford	201	195	171	148	104	18	1	4	842	39.5	60.2	0.2
Carbon	492	171	251	167	108	37	6	3	1,235	25.5	74.4	0.1
Clarion	197	69	77	74	54	9	6	0	486	29.6	70.4	--
Clearfield	344	208	184	147	120	27	15	5	1,050	29.0	71.0	--
Clinton	138	76	86	84	52	15	4	0	455	31.2	66.6	2.2
Columbia	231	205	251	117	124	21	13	2	964	30.2	69.5	0.3
Crawford	298	170	310	145	111	32	60	3	1,129	23.5	71.6	5.0
Elk	139	102	162	81	54	9	1	2	550	26.9	72.9	0.2
Greene	147	75	70	68	45	11	15	5	436	37.8	62.2	--
Huntingdon	151	89	199	106	55	14	5	4	623	34.2	65.2	0.6
Indiana	381	162	261	125	83	30	5	4	1,051	23.5	76.5	--
Jefferson	239	74	135	99	47	10	7	0	611	22.9	77.1	--
McKean	246	73	49	93	40	9	5	3	518	26.8	72.6	0.6
Mifflin	148	126	111	118	60	22	9	4	598	32.9	67.1	--
Perry	173	81	111	129	60	20	3	7	584	30.1	69.5	0.3
Pike	186	79	116	74	68	11	4	0	538	28.6	71.0	0.4
Somerset	279	149	147	149	82	17	4	5	832	36.2	63.7	0.1
Susquehanna	182	67	118	61	52	30	4	3	517	36.2	63.8	--
Tioga	128	73	68	65	34	7	0	1	376	30.9	69.1	--
Venango	147	107	97	161	87	19	12	5	635	39.4	60.3	0.3
Warren	114	69	51	83	35	5	2	5	364	38.5	61.3	0.3
Wayne	74	91	54	57	50	10	4	3	343	39.7	60.1	0.3
<b><u>7th Class Counties</u></b>												
Juniata	52	30	59	40	26	5	6	0	218	24.3	73.9	1.8
Snyder	106	82	98	59	48	13	9	0	415	31.8	68.2	--
Union	145	63	36	67	19	11	6	2	349	35.8	64.2	--
Wyoming	119	58	67	57	35	7	3	4	350	24.6	75.4	--
<b><u>8th Class Counties</u></b>												
Cameron	23	14	18	25	5	3	3	1	92	33.7	66.3	--
Forest	16	7	4	9	4	0	0	1	41	48.8	51.2	--
Fulton	92	27	26	44	10	3	3	0	205	23.9	76.1	--
Montour	43	41	13	44	12	3	1	0	157	31.8	68.2	--
Potter	90	37	82	47	26	12	14	6	314	25.8	70.7	3.5
Sullivan	9	6	10	8	3	2	1	0	39	38.5	61.5	--

Common Pleas Criminal - 2021 Processed

	Guilty Plea	%	Diversions Disposition	%	Withdrawn/Dismissed	%	Inactive	%
<b><u>1st Class County</u></b>								
Philadelphia	3,586	55.0	278	4.3	1,737	26.7	316	4.8
<b><u>2nd Class County</u></b>								
Allegheny	7,447	63.8	1,577	13.5	1,267	10.9	907	7.8
<b><u>2A Class Counties</u></b>								
Bucks	4,546	60.7	1,108	14.8	463	6.2	1,240	16.6
Delaware	3,773	67.0	831	14.8	314	5.6	525	9.3
Montgomery	3,692	59.9	738	12.0	448	7.3	1,207	19.6
<b><u>3rd Class Counties</u></b>								
Berks	2,791	58.8	1,188	25.0	324	6.8	287	6.0
Chester	3,002	71.5	601	14.3	177	4.2	321	7.7
Cumberland	1,790	61.8	678	23.4	192	6.6	180	6.2
Dauphin	3,626	71.1	308	6.0	373	7.3	591	11.6
Erie	2,219	68.3	515	15.9	112	3.4	298	9.2
Lackawanna	1,468	70.5	322	15.5	169	8.1	101	4.8
Lancaster	2,955	62.6	1,044	22.1	287	6.1	349	7.4
Lehigh	2,182	60.3	1,058	29.2	114	3.1	212	5.9
Luzerne	2,488	59.9	604	14.5	207	5.0	702	16.9
Northampton	2,213	62.5	806	22.8	112	3.2	370	10.5
Westmoreland	3,501	68.6	799	15.7	425	8.3	293	5.7
York	4,364	71.6	586	9.6	330	5.4	639	10.5
<b><u>4th Class Counties</u></b>								
Beaver	1,244	60.3	559	27.1	123	6.0	90	4.4
Butler	1,172	60.4	428	22.1	161	8.3	163	8.4
Cambria	1,014	64.5	280	17.8	142	9.0	81	5.1
Centre	912	53.1	524	30.5	179	10.4	79	4.6
Fayette	1,758	64.3	408	14.9	234	8.6	249	9.1
Franklin	1,243	70.1	278	15.7	144	8.1	56	3.2
Monroe	1,702	60.5	605	21.5	143	5.1	300	10.7
Schuylkill	1,337	61.8	310	14.3	180	8.3	261	12.1
Washington	1,806	67.9	505	19.0	103	3.9	187	7.0
<b><u>5th Class Counties</u></b>								
Adams	1,112	69.1	322	20.0	74	4.6	69	4.3
Blair	2,063	75.1	306	11.1	68	2.5	210	7.6
Lawrence	556	55.2	198	19.7	178	17.7	64	6.4
Lebanon	1,136	60.4	479	25.5	96	5.1	134	7.1
Lycoming	1,119	73.2	200	13.1	126	8.2	27	1.8
Mercer	1,047	72.3	138	9.5	174	12.0	63	4.4
Northumberland	944	60.4	191	12.2	68	4.4	327	20.9

Common Pleas Criminal - 2021 Processed

	Non-Jury Trial	%	Jury Trial	%	Other	%	Cases Processed
<b><u>1st Class County</u></b>							
Philadelphia	431	6.6	89	1.4	79	1.2	6,516
<b><u>2nd Class County</u></b>							
Allegheny	409	3.5	27	0.2	39	0.3	11,673
<b><u>2A Class Counties</u></b>							
Bucks	50	0.7	22	0.3	61	0.8	7,490
Delaware	63	1.1	36	0.6	90	1.6	5,632
Montgomery	36	0.6	16	0.3	28	0.5	6,165
<b><u>3rd Class Counties</u></b>							
Berks	67	1.4	49	1.0	42	0.9	4,748
Chester	38	0.9	37	0.9	20	0.5	4,196
Cumberland	21	0.7	29	1.0	8	0.3	2,898
Dauphin	51	1.0	73	1.4	79	1.5	5,101
Erie	20	0.6	54	1.7	30	0.9	3,248
Lackawanna	4	0.2	13	0.6	6	0.3	2,083
Lancaster	13	0.3	58	1.2	12	0.3	4,718
Lehigh	24	0.7	26	0.7	5	0.1	3,621
Luzerne	13	0.3	39	0.9	101	2.4	4,154
Northampton	8	0.2	23	0.7	6	0.2	3,538
Westmoreland	30	0.6	32	0.6	22	0.4	5,102
York	47	0.8	63	1.0	62	1.0	6,091
<b><u>4th Class Counties</u></b>							
Beaver	26	1.3	14	0.7	8	0.4	2,064
Butler	5	0.3	5	0.3	7	0.4	1,941
Cambria	15	1.0	6	0.4	35	2.2	1,573
Centre	9	0.5	4	0.2	11	0.6	1,718
Fayette	12	0.4	54	2.0	17	0.6	2,732
Franklin	11	0.6	34	1.9	7	0.4	1,773
Monroe	21	0.7	25	0.9	19	0.7	2,815
Schuylkill	10	0.5	54	2.5	10	0.5	2,162
Washington	13	0.5	10	0.4	35	1.3	2,659
<b><u>5th Class Counties</u></b>							
Adams	21	1.3	3	0.2	9	0.6	1,610
Blair	1	<0.1	17	0.6	82	3.0	2,747
Lawrence	4	0.4	2	0.2	5	0.5	1,007
Lebanon	8	0.4	16	0.9	11	0.6	1,880
Lycoming	13	0.9	25	1.6	18	1.2	1,528
Mercer	6	0.4	14	1.0	6	0.4	1,448
Northumberland	9	0.6	10	0.6	13	0.8	1,562

Common Pleas Criminal - 2021 Processed

	Guilty Plea	%	Diversions Disposition	%	Withdrawn/Dismissed	%	Inactive	%
<b><u>6th Class Counties</u></b>								
Armstrong	567	59.8	165	17.4	77	8.1	119	12.6
Bedford	438	77.2	70	12.3	21	3.7	21	3.7
Bradford	675	77.5	115	13.2	36	4.1	27	3.1
Carbon	903	63.0	234	16.3	73	5.1	183	12.8
Clarion	365	78.2	30	6.4	50	10.7	7	1.5
Clearfield	817	75.2	113	10.4	35	3.2	89	8.2
Clinton	376	73.6	87	17.0	18	3.5	13	2.5
Columbia	623	53.6	186	16.0	171	14.7	175	15.0
Crawford	1,055	81.8	84	6.5	77	6.0	54	4.2
Elk	341	68.1	91	18.2	45	9.0	18	3.6
Greene	317	75.3	40	9.5	26	6.2	17	4.0
Huntingdon	458	73.0	93	14.8	37	5.9	26	4.1
Indiana	808	61.2	268	20.3	113	8.6	112	8.5
Jefferson	423	61.8	171	25.0	44	6.4	35	5.1
McKean	361	71.8	83	16.5	13	2.6	13	2.6
Mifflin	552	87.8	21	3.3	37	5.9	10	1.6
Perry	434	74.6	66	11.3	47	8.1	20	3.4
Pike	395	66.7	81	13.7	31	5.2	75	12.7
Somerset	566	61.1	114	12.3	118	12.7	111	12.0
Susquehanna	290	67.1	99	22.9	11	2.5	17	3.9
Tioga	220	59.0	101	27.1	27	7.2	14	3.8
Venango	676	78.2	94	10.9	58	6.7	26	3.0
Warren	288	69.6	71	17.1	25	6.0	16	3.9
Wayne	308	72.5	73	17.2	28	6.6	14	3.3
<b><u>7th Class Counties</u></b>								
Juniata	187	72.5	52	20.2	4	1.6	6	2.3
Snyder	336	73.8	42	9.2	26	5.7	35	7.7
Union	285	76.0	22	5.9	12	3.2	38	10.1
Wyoming	269	75.8	13	3.7	36	10.1	24	6.8
<b><u>8th Class Counties</u></b>								
Cameron	52	71.2	12	16.4	6	8.2	0	--
Forest	17	51.5	10	30.3	3	9.1	3	9.1
Fulton	111	56.9	48	24.6	14	7.2	15	7.7
Montour	82	53.9	25	16.4	23	15.1	19	12.5
Potter	192	63.6	71	23.5	16	5.3	14	4.6
Sullivan	40	71.4	9	16.1	2	3.6	1	1.8

Common Pleas Criminal - 2021 Processed

	Non-Jury Trial	%	Jury Trial	%	Other	%	Cases Processed
<b><u>6th Class Counties</u></b>							
Armstrong	2	0.2	12	1.3	6	0.6	948
Bedford	2	0.4	0	--	15	2.6	567
Bradford	3	0.3	7	0.8	8	0.9	871
Carbon	1	0.1	10	0.7	29	2.0	1,433
Clarion	2	0.4	12	2.6	1	0.2	467
Clearfield	1	0.1	8	0.7	23	2.1	1,086
Clinton	7	1.4	5	1.0	5	1.0	511
Columbia	3	0.3	1	0.1	4	0.3	1,163
Crawford	9	0.7	4	0.3	7	0.5	1,290
Elk	2	0.4	0	--	4	0.8	501
Greene	7	1.7	7	1.7	7	1.7	421
Huntingdon	5	0.8	4	0.6	4	0.6	627
Indiana	15	1.1	4	0.3	0	--	1,320
Jefferson	4	0.6	5	0.7	2	0.3	684
McKean	14	2.8	10	2.0	9	1.8	503
Mifflin	3	0.5	4	0.6	2	0.3	629
Perry	4	0.7	7	1.2	4	0.7	582
Pike	2	0.3	2	0.3	6	1.0	592
Somerset	3	0.3	5	0.5	10	1.1	927
Susquehanna	4	0.9	1	0.2	10	2.3	432
Tioga	3	0.8	4	1.1	4	1.1	373
Venango	0	--	9	1.0	1	0.1	864
Warren	0	--	7	1.7	7	1.7	414
Wayne	0	--	2	0.5	0	--	425
<b><u>7th Class Counties</u></b>							
Juniata	0	--	9	3.5	0	--	258
Snyder	3	0.7	8	1.8	5	1.1	455
Union	4	1.1	9	2.4	5	1.3	375
Wyoming	4	1.1	2	0.6	7	2.0	355
<b><u>8th Class Counties</u></b>							
Cameron	0	--	3	4.1	0	--	73
Forest	0	--	0	--	0	--	33
Fulton	0	--	4	2.1	3	1.5	195
Montour	0	--	1	0.7	2	1.3	152
Potter	1	0.3	4	1.3	4	1.3	302
Sullivan	1	1.8	2	3.6	1	1.8	56

Common Pleas Criminal - 2021 Age of Pending Cases

	0-60 Days	%	61-120 Days	%	121-180 Days	%	181-240 Days	%	241-300 Days	%	301-360 Days	%	Over 360 Days	%
<b><u>1st Class County</u></b>														
Philadelphia	1,172	9.8	1,283	10.8	1,311	11.0	1,594	13.4	1,749	14.7	652	5.5	4,165	34.9
<b><u>2nd Class County</u></b>														
Allegheny	1,558	23.1	1,449	21.5	914	13.6	682	10.1	489	7.3	227	3.4	1,419	21.1
<b><u>2A Class Counties</u></b>														
Bucks	1,085	29.4	933	25.3	523	14.2	348	9.4	255	6.9	153	4.2	389	10.6
Delaware	921	27.3	634	18.8	352	10.4	287	8.5	234	6.9	201	6.0	747	22.1
Montgomery	1,234	14.0	1,066	12.1	898	10.2	1,071	12.2	964	11.0	770	8.7	2,800	31.8
<b><u>3rd Class Counties</u></b>														
Berks	721	27.6	558	21.4	339	13.0	237	9.1	189	7.2	134	5.1	432	16.6
Chester	624	29.0	477	22.2	344	16.0	178	8.3	160	7.4	113	5.2	257	11.9
Cumberland	498	29.1	380	22.2	283	16.5	143	8.3	127	7.4	71	4.1	211	12.3
Dauphin	872	15.5	741	13.2	600	10.7	508	9.0	514	9.2	411	7.3	1,968	35.1
Erie	462	28.5	386	23.8	246	15.2	175	10.8	111	6.8	61	3.8	182	11.2
Lackawanna	274	27.9	254	25.9	122	12.4	105	10.7	55	5.6	50	5.1	122	12.4
Lancaster	761	26.2	573	19.7	434	14.9	286	9.8	246	8.5	100	3.4	507	17.4
Lehigh	562	48.2	264	22.6	151	13.0	93	8.0	32	2.7	9	0.8	55	4.7
Luzerne	623	25.6	454	18.7	391	16.1	313	12.9	194	8.0	64	2.6	392	16.1
Northampton	503	25.7	453	23.1	334	17.0	181	9.2	151	7.7	106	5.4	231	11.8
Westmoreland	902	29.5	412	13.5	382	12.5	262	8.6	204	6.7	142	4.6	754	24.7
York	849	25.6	736	22.2	469	14.1	279	8.4	240	7.2	166	5.0	582	17.5
<b><u>4th Class Counties</u></b>														
Beaver	336	36.8	200	21.9	109	11.9	90	9.8	78	8.5	26	2.8	75	8.2
Butler	236	20.8	163	14.4	157	13.9	96	8.5	83	7.3	61	5.4	336	29.7
Cambria	223	33.9	180	27.4	95	14.4	47	7.1	27	4.1	20	3.0	66	10.0
Centre	210	29.5	116	16.3	91	12.8	66	9.3	57	8.0	52	7.3	121	17.0
Fayette	427	26.3	206	12.7	207	12.7	207	12.7	187	11.5	139	8.5	253	15.6
Franklin	279	30.0	114	12.3	122	13.1	79	8.5	64	6.9	30	3.2	241	25.9
Monroe	444	24.9	383	21.5	294	16.5	194	10.9	116	6.5	90	5.0	264	14.8
Schuylkill	264	22.6	242	20.7	153	13.1	117	10.0	64	5.5	47	4.0	282	24.1
Washington	338	34.2	204	20.7	105	10.6	90	9.1	64	6.5	43	4.4	143	14.5
<b><u>5th Class Counties</u></b>														
Adams	239	56.5	101	23.9	34	8.0	18	4.3	12	2.8	7	1.7	12	2.8
Blair	310	20.8	236	15.9	188	12.6	164	11.0	136	9.1	99	6.7	354	23.8
Lawrence	108	22.2	118	24.3	81	16.7	54	11.1	45	9.3	6	1.2	74	15.2
Lebanon	249	24.6	277	27.4	163	16.1	113	11.2	59	5.8	54	5.3	97	9.6
Lycoming	257	25.1	155	15.1	134	13.1	106	10.4	75	7.3	58	5.7	239	23.3
Mercer	168	35.7	178	37.9	55	11.7	24	5.1	11	2.3	8	1.7	26	5.5
Northumberland	213	17.7	149	12.4	93	7.7	125	10.4	108	9.0	74	6.1	443	36.8

Common Pleas Criminal - 2021 Age of Pending Cases

	0-60 Days	%	61-120 Days	%	121-180 Days	%	181-240 Days	%	241-300 Days	%	301-360 Days	%	Over 360 Days	%
<b><u>6th Class Counties</u></b>														
Armstrong	167	18.5	140	15.5	144	15.9	155	17.1	118	13.1	54	6.0	126	13.9
Bedford	87	32.3	55	20.4	32	11.9	31	11.5	20	7.4	9	3.3	35	13.0
Bradford	104	36.2	90	31.4	47	16.4	13	4.5	17	5.9	6	2.1	10	3.5
Carbon	145	17.4	162	19.5	118	14.2	89	10.7	61	7.3	64	7.7	193	23.2
Clarion	88	35.5	60	24.2	51	20.6	17	6.9	11	4.4	9	3.6	12	4.8
Clearfield	164	23.5	150	21.5	102	14.6	97	13.9	52	7.5	31	4.4	101	14.5
Clinton	50	38.8	31	24.0	22	17.1	9	7.0	6	4.7	3	2.3	8	6.2
Columbia	166	14.9	123	11.0	109	9.8	107	9.6	86	7.7	58	5.2	465	41.7
Crawford	178	32.1	130	23.5	98	17.7	39	7.0	28	5.1	14	2.5	67	12.1
Elk	91	19.3	88	18.7	53	11.3	54	11.5	55	11.7	39	8.3	91	19.3
Greene	76	27.5	47	17.0	51	18.5	29	10.5	22	8.0	14	5.1	37	13.4
Huntingdon	103	31.6	61	18.7	39	12.0	32	9.8	26	8.0	11	3.4	54	16.6
Indiana	132	28.3	96	20.6	67	14.4	42	9.0	35	7.5	41	8.8	53	11.4
Jefferson	74	38.9	58	30.5	36	18.9	9	4.7	7	3.7	1	0.5	5	2.6
McKean	82	34.3	50	20.9	23	9.6	22	9.2	26	10.9	12	5.0	24	10.0
Mifflin	57	29.2	23	11.8	29	14.9	29	14.9	14	7.2	19	9.7	24	12.3
Perry	85	26.0	81	24.8	36	11.0	22	6.7	24	7.3	15	4.6	64	19.6
Pike	71	21.8	39	12.0	48	14.8	29	8.9	13	4.0	19	5.8	106	32.6
Somerset	118	14.7	88	11.0	99	12.4	82	10.2	108	13.5	56	7.0	250	31.2
Susquehanna	66	18.9	51	14.6	64	18.3	71	20.3	29	8.3	29	8.3	40	11.4
Tioga	60	28.0	39	18.2	41	19.2	19	8.9	12	5.6	10	4.7	33	15.4
Venango	85	37.3	52	22.8	19	8.3	17	7.5	15	6.6	4	1.8	36	15.8
Warren	55	22.1	44	17.7	46	18.5	38	15.3	23	9.2	9	3.6	34	13.7
Wayne	49	31.2	34	21.7	18	11.5	6	3.8	10	6.4	5	3.2	35	22.3
<b><u>7th Class Counties</u></b>														
Juniata	26	20.5	22	17.3	12	9.4	14	11.0	9	7.1	10	7.9	34	26.8
Snyder	105	39.5	47	17.7	41	15.4	24	9.0	16	6.0	15	5.6	18	6.8
Union	49	26.6	53	28.8	22	12.0	24	13.0	19	10.3	4	2.2	13	7.1
Wyoming	39	17.3	38	16.8	35	15.5	25	11.1	26	11.5	22	9.7	41	18.1
<b><u>8th Class Counties</u></b>														
Cameron	5	10.4	16	33.3	11	22.9	6	12.5	4	8.3	3	6.3	3	6.3
Forest	8	30.8	9	34.6	3	11.5	1	3.8	3	11.5	0	--	2	7.7
Fulton	18	15.8	11	9.6	15	13.2	6	5.3	15	13.2	4	3.5	45	39.5
Montour	23	12.2	24	12.7	14	7.4	17	9.0	12	6.3	11	5.8	88	46.6
Potter	60	31.7	35	18.5	23	12.2	19	10.1	9	4.8	15	7.9	28	14.8
Sullivan	6	42.9	2	14.3	2	14.3	2	14.3	1	7.1	1	7.1	0	--



---

---

## CRIMINAL

... cases in which a person is charged with having committed or omitted an act against the state.

<b>Age of Pending Cases</b>	A breakdown of the active criminal caseload by the interval of time elapsed from the date of first filing or refiling to the last day of the year. Age does not include lower court time elapsed from complaint or arrest until filing at the common pleas level.
<b>Begin Pending</b>	Active cases awaiting adjudication at the start of the reporting period, or the first day of the year.
<b>Cases Available for Processing</b>	The sum of Begin Pending plus New Cases Filed plus Reopened Cases for the calendar year.
<b>Cases Awaiting Sentencing</b>	Refers to those cases in which a guilty verdict has been rendered or a guilty plea accepted, but for which the penalty has not yet been imposed.
<b>Cases Processed</b>	<p>To count as processed; a case must have been Adjudicated or Closed during the reporting period. These cases are then categorized by disposition type and include:</p> <p><b>Diversionary Disposition:</b> A disposition category for cases in which the defendant is accepted into a state or county ARD (Accelerated Rehabilitative Disposition) program, which is a pre-trial diversionary program similar to probation. Upon successful completion of all conditions of the program, the defendant may petition the court to dismiss the charges. If an ARD is unsuccessful the case will reappear in the active caseload as a Refiled/ Reopened Case.</p> <p><b>Guilty Plea:</b> A disposition category for cases in which the defendant admits having committed an offense for which he is charged, or admits to a lesser felony, misdemeanor or summary offense.</p> <p><b>Inactive:</b> A disposition category for cases in which the defendant is not available for processing, including defendants declared fugitive, those with a pre-adjudicatory warrant, and those in the custody of another jurisdiction.</p> <p><b>Jury Trial:</b> A disposition category for cases adjudicated following the verdict of a jury.</p> <p><b>Non-Jury Trial:</b> A disposition category for cases adjudicated by the verdict of a judge.</p> <p><b>Other:</b> Includes cases that were processed with any disposition that is not counted in any other category. These can include specific dispositions such as <i>Defendant Deceased</i> or <i>Case Transferred</i>, but also cases that are <i>Uncategorized</i>, i.e. there is a change in status from Active to Adjudicated or Closed but there is no associated final disposition recorded on the case.</p>

---

---

**Withdrawn/Dismissed (quashed, nolle prosequi, etc.):**

*Withdrawn:* Cases in which the charges against the defendant have been retracted.

*Dismissed:* Cases in which the jurisdiction of the court is terminated by the court.

*Nol Pros/Nolle Prosequi:* A formal notice on the record that the prosecution will not proceed with the case that has been accepted by the court.

**End Pending**

The sum of Cases Available for Disposition less Cases Processed for the calendar year. This is the total number of cases awaiting disposition at the end of the year.

**New Cases**

A new criminal action is initiated with a Misdemeanor or Felony case held for or waived to common pleas court after a preliminary hearing. The unit of count is the OTN (Offense Tracking Number).

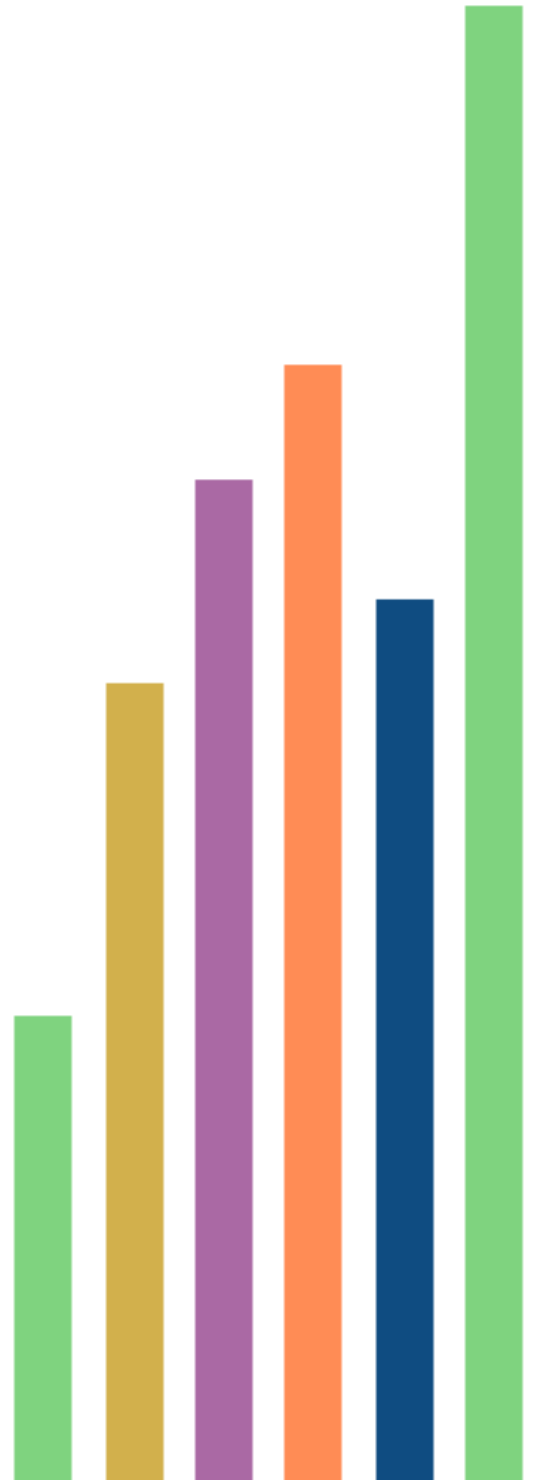
**Misdemeanor:** A statutory class of crime generally less serious than a felony offense and punishable by a fine, a jail term not to exceed five years, or both.

**Felony:** A crime, typically involving violence, regarded as more serious than a misdemeanor and punishable by imprisonment.

**Refiled/Reopened Cases**

Cases that were previously closed or inactive and became active during the reporting period. Included are cases that are re-filed, cases with a pre-adjudicatory warrant returned, cases previously disposed as a diversionary disposition but ARD was unsuccessful, or a guilty plea was withdrawn.

# Civil Caseload



# 2021 Common Pleas State Totals

## Civil Caseload

### Civil Action & Civil Other

**Cases Pending 1/1/21** **211,586<sup>(R)</sup>**

Docketed Cases 109,753  
 Arbitration Appeals 1,142  
 Cases Transferred In 621  
 Returned to Active 4,724

**Cases Available for Processing** **327,826**

**Cases Processed** **123,335**

**End Pending 12/31/21** **204,491**

#### End Pending Breakdown:

**Civil Action** **125,925** **61.6%**  
**Civil Other** **78,566** **38.4%**

### Age of Pending Civil Actions

<b>0-6 Months</b>	33,624	27.3%
<b>7-12 Months</b>	20,667	16.8%
<b>13-18 Months</b>	16,456	13.4%
<b>19-24 Months</b>	11,867	9.6%
<b>25-30 Months</b>	10,095	8.2%
<b>31-36 Months</b>	6,876	5.6%
<b>37-42 Months</b>	3,979	3.2%
<b>43-48 Months</b>	3,152	2.6%
<b>49-54 Months</b>	2,640	2.1%
<b>55-60 Months</b>	5,307	4.3%
<b>61-66 Months</b>	1,669	1.4%
<b>67-72 Months</b>	1,142	0.9%
<b>Over 72 Months</b>	5,743	4.7%

**Total** **123,217\***

#### Of the Docketed Cases:

Civil Action 81,258 74.0%  
 Civil Other 28,495 26.0%

Pro Se Filings 6,610  
 Class Action Suits 338  
 MDJ Appeals 6,237

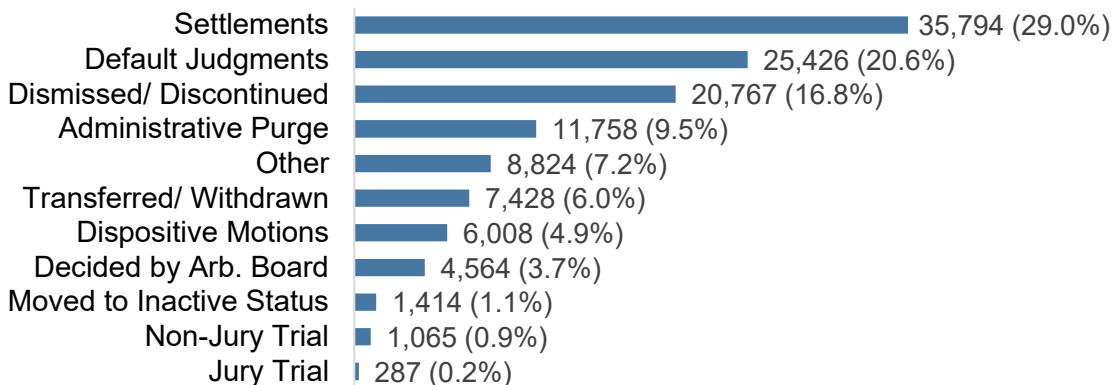
\* Civil Other includes:

Real Property - Ejectment, Eminent Domain/Condemnation, Mortgage Foreclosure: Residential and Commercial, Partition, Quiet Title

Civil Appeals - Board of Assessment, Board of Election, Department of Transportation, Zoning Board, Statutory Appeals

Miscellaneous - Common Law/Statutory Arbitration, Declaratory Judgment, Mandamus, Non-Domestic Restraining Orders, Quo Warranto, Replevin

#### Processed By:



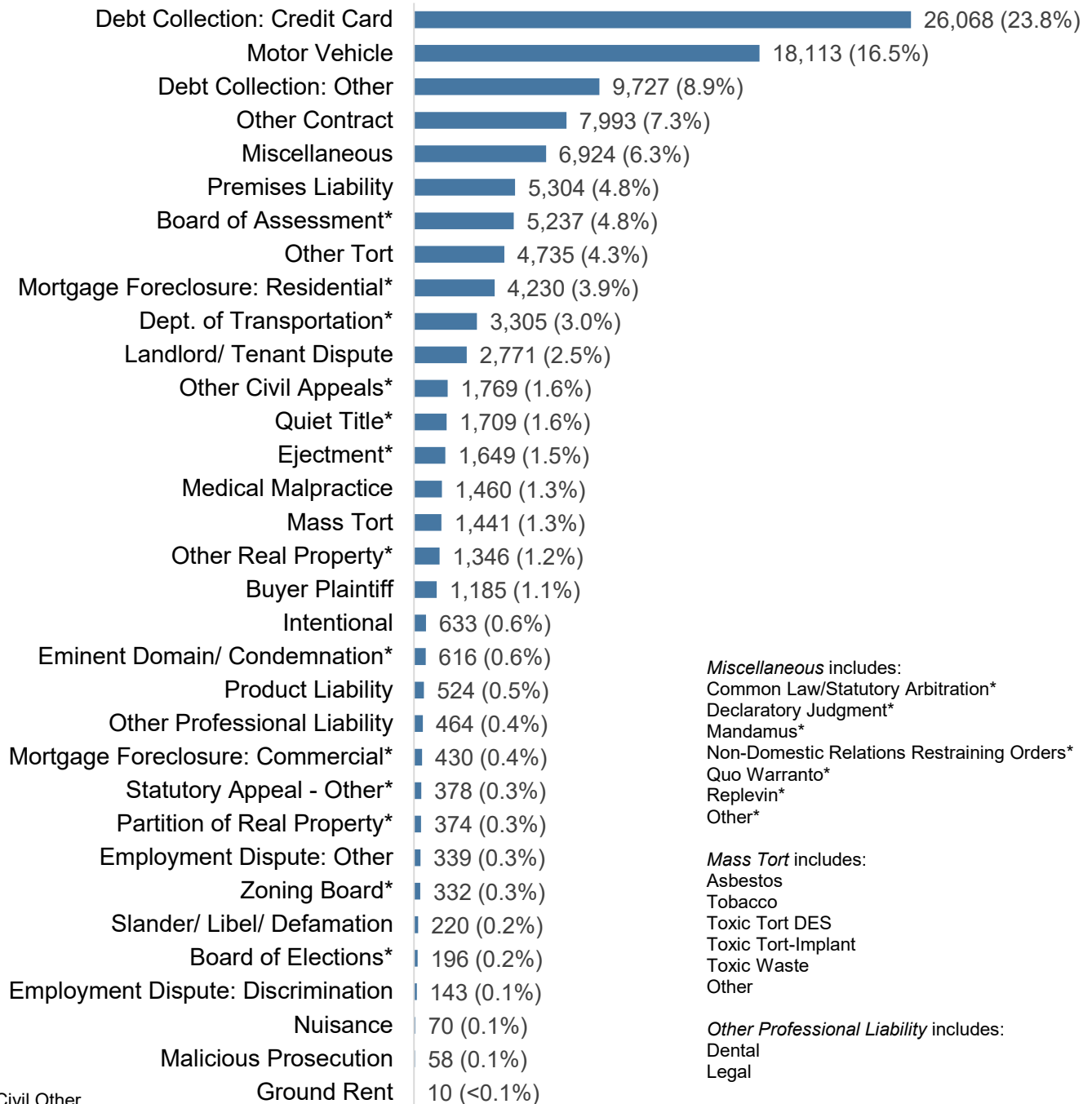
(R) - Revised

\*Butler and Monroe Counties Age of Pending Civil Actions data are unavailable at time of publication.

# 2021 Common Pleas State Totals

## Civil Case Types

### Civil Case Types:



### Total Filings By Case Category

Contract (does not include judgments)	45,455	41.4%	Miscellaneous	6,924	6.3%
Tort (does not include mass tort)	29,657	27.0%	Professional Liability	1,924	1.8%
Real Property	13,135	12.0%	Mass Tort	1,441	1.3%
Civil Appeals - Admin. Agencies	11,217	10.2%	<b>Total</b>	<b>109,753</b>	

Common Pleas Civil Action & Civil Other - 2021 Filings

**End Pending Breakdown**

	Begin Pending	Docketed Cases	Arb. Appeals	Cases Transf'd In	Returned to Active	Cases Processed	End Pending	Civil Action	Civil Other
<b><u>1st Class County</u></b>									
Philadelphia	42,302 (R)	27,231	452	7	3,863	29,859	43,996	37,858	6,138
<b><u>2nd Class County</u></b>									
Allegheny	14,306	13,732	137	15	39	14,076	14,153	11,538	2,615
<b><u>2A Class Counties</u></b>									
Bucks	6,897 (R)	4,794	43	84	0	5,374	6,444	5,152	1,292
Delaware	9,656 (R)	5,924	148	90	8	5,917	9,909	5,933	3,976
Montgomery	19,471	6,531	37	118	57	7,488	18,726	10,044	8,682
<b><u>3rd Class Counties</u></b>									
Berks	3,976	2,346	15	9	40	2,763	3,623	2,280	1,343
Chester	3,824	3,153	61	26	221	3,581	3,704	1,695	2,009
Cumberland	4,471	1,308	3	1	0	3,428	2,355	1,587	768
Dauphin	3,004	1,973	4	20	5	2,052	2,954	2,091	863
Erie	3,355	1,655	6	1	23	1,666	3,374	1,750	1,624
Lackawanna	11,209	2,003	1	1	0	4,499	8,715	4,434	4,281
Lancaster	6,845	1,981	6	16	9	2,716	6,141	4,193	1,948
Lehigh	3,153	2,920	39	22	31	3,258	2,907	2,193	714
Luzerne	7,367	3,322	14	1	0	3,128	7,576	4,058	3,518
Northampton	5,641 (R)	2,182	11	143	75	2,356	5,696	3,107	2,589
Westmoreland	8,798	2,704	21	0	1	2,699	8,825	2,413	6,412
York	3,391	2,375	16	6	3	2,620	3,171	2,311	860
<b><u>4th Class Counties</u></b>									
Beaver	1,002 (R)	1,483	9	0	57	1,647	904	491	413
Butler	1,814 (R)	925	1	0	1	906	1,835	1,122	713
Cambria	2,284	838	3	0	15	904	2,236	951	1,285
Centre	1,064	627	0	0	11	638	1,064	512	552
Fayette	1,553	1,023	7	0	133	1,272	1,444	925	519
Franklin	1,211	852	0	0	24	927	1,160	761	399
Monroe	7,277 (R)	2,259	44	0	24	2,532	7,072	1,586	5,486
Schuylkill	2,042	928	3	0	12	933	2,052	1,420	632
Washington	3,509	1,194	10	0	0	1,133	3,580	257	3,323
<b><u>5th Class Counties</u></b>									
Adams	492	539	0	1	6	554	484	331	153
Blair	1,274	883	0	1	0	1,048	1,110	813	297
Lawrence	1,414	547	0	0	0	603	1,358	872	486
Lebanon	1,228	726	4	11	5	839	1,135	846	289
Lycoming	688 (R)	639	6	7	0	670	670	505	165
Mercer	980 (R)	756	0	0	1	839	898	497	401
Northumberland	1,413	484	0	1	0	396	1,502	940	562

(R) - Revised

Common Pleas Civil Action & Civil Other - 2021 Filings

**End Pending Breakdown**

	<b>Begin Pending</b>	<b>Docketed Cases</b>	<b>Arb. Appeals</b>	<b>Cases Transf'd In</b>	<b>Returned to Active</b>	<b>Cases Processed</b>	<b>End Pending</b>	<b>Civil Action</b>	<b>Civil Other</b>
<b><u>6th Class Counties</u></b>									
Armstrong	448	364	0	0	0	357	455	278	177
Bedford	714	205	0	0	2	373	548	354	194
Bradford	1,645 (R)	421	2	0	0	334	1,734	672	1,062
Carbon	478	556	8	3	2	591	456	312	144
Clarion	589	200	0	0	0	240	549	255	294
Clearfield	616	541	0	3	0	504	656	200	456
Clinton	224	299	5	0	2	305	225	127	98
Columbia	529	358	1	0	0	440	448	327	121
Crawford	577	400	3	2	13	431	564	404	160
Elk	298	195	0	0	1	179	315	206	109
Greene	435 (R)	226	2	0	4	244	423	200	223
Huntingdon	420	241	0	0	2	211	452	242	210
Indiana	898	401	9	30	1	576	763	545	218
Jefferson	247	285	1	0	4	274	263	183	80
McKean	141	188	0	0	0	164	165	107	58
Mifflin	189	286	0	0	0	280	195	111	84
Perry	621	186	0	0	0	31	776	475	301
Pike	868	604	3	0	0	648	827	338	489
Somerset	652	467	2	0	15	586	550	421	129
Susquehanna	373 (R)	310	0	0	0	334	349	232	117
Tioga	9,359 (R)	169	2	0	5	981	8,554	2,316	6,238
Venango	1,345	270	0	0	0	243	1,372	504	868
Warren	312	213	0	0	0	204	321	163	158
Wayne	368 (R)	460	1	0	4	477	356	248	108
<b><u>7th Class Counties</u></b>									
Juniata	611	58	0	0	0	57	612	325	287
Snyder	160	219	2	2	3	221	165	125	40
Union	212	195	0	0	0	178	229	150	79
Wyoming	466	205	0	0	0	205	466	167	299
<b><u>8th Class Counties</u></b>									
Cameron	53 (R)	44	0	0	0	40	57	32	25
Forest	65	44	0	0	0	42	67	43	24
Fulton	107	68	0	0	0	59	116	71	45
Montour	377	130	0	0	0	103	404	182	222
Potter	154	88	0	0	2	79	165	109	56
Sullivan	124	20	0	0	0	23	121	35	86

(R) - Revised

Common Pleas Civil Action Civil Other - 2021 Docketed Cases by Case Type

	Contract	%	Real Property	%	Tort	%	Miscellaneous	%	Civil Appeals (Administrative Agencies)	%
<b><u>1st Class County</u></b>										
Philadelphia	6,971	25.6	2,086	7.7	13,886	51.0	1,827*	6.7	745	2.7
<b><u>2nd Class County</u></b>										
Allegheny	5,134	37.4	1,706	12.4	2,648	19.3	106	0.8	3,760	27.4
<b><u>2A Class Counties</u></b>										
Bucks	2,387	49.8	397	8.3	1,097	22.9	453	9.4	371	7.7
Delaware	2,173	36.7	592	10.0	1,514	25.6	270	4.6	1,271	21.5
Montgomery	2,844	43.5	642	9.8	1,784	27.3	485	7.4	578	8.9
<b><u>3rd Class Counties</u></b>										
Berks	1,182	50.4	235	10.0	507	21.6	97	4.1	291	12.4
Chester	1,798	57.0	213	6.8	565	17.9	249	7.9	263	8.3
Cumberland	726	55.5	147	11.2	226	17.3	91	7.0	91	7.0
Dauphin	896	45.4	384	19.5	414	21.0	88	4.5	142	7.2
Erie	757	45.7	293	17.7	341	20.6	107	6.5	119	7.2
Lackawanna	885	44.2	231	11.5	429	21.4	186	9.3	221	11.0
Lancaster	1,171	59.1	173	8.7	346	17.5	72	3.6	178	9.0
Lehigh	1,384	47.4	204	7.0	735	25.2	66	2.3	457	15.7
Luzerne	1,306	39.3	797	24.0	700	21.1	236	7.1	226	6.8
Northampton	1,174	53.8	175	8.0	478	21.9	92	4.2	226	10.4
Westmoreland	1,190	44.0	529	19.6	388	14.3	285	10.5	268	9.9
York	1,290	54.3	324	13.6	430	18.1	134	5.6	158	6.7
<b><u>4th Class Counties</u></b>										
Beaver	543	36.6	317	21.4	193	13.0	284	19.2	117	7.9
Butler	490	53.0	153	16.5	138	14.9	52	5.6	75	8.1
Cambria	464	55.4	151	18.0	109	13.0	36	4.3	51	6.1
Centre	333	53.1	79	12.6	96	15.3	26	4.1	84	13.4
Fayette	528	51.6	190	18.6	146	14.3	71	6.9	82	8.0
Franklin	512	60.1	104	12.2	126	14.8	57	6.7	43	5.0
Monroe	1,074	47.5	413	18.3	308	13.6	148	6.6	303	13.4
Schuylkill	493	53.1	148	15.9	171	18.4	35	3.8	70	7.5
Washington	415	34.8	181	15.2	293	24.5	131	11.0	166	13.9
<b><u>5th Class Counties</u></b>										
Adams	326	60.5	65	12.1	69	12.8	44	8.2	35	6.5
Blair	564	63.9	135	15.3	110	12.5	38	4.3	22	2.5
Lawrence	301	55.0	94	17.2	96	17.6	29	5.3	15	2.7
Lebanon	370	51.0	102	14.0	95	13.1	102	14.0	49	6.7
Lycoming	318	49.8	122	19.1	90	14.1	50	7.8	46	7.2
Mercer	296	39.2	183	24.2	103	13.6	70	9.3	93	12.3
Northumberland	312	64.5	60	12.4	78	16.1	16	3.3	11	2.3

\* Includes certain petitions filed pursuant to the Municipal Claims and Tax Liens Act (53 P.S. §7101 et seq.) specific to Cities of the First Class.

A breakdown of case types can be found at [www.pacourts.us](http://www.pacourts.us).



Common Pleas Civil Action Civil Other - 2021 Docketed Cases by Case Type

	Mass Tort	%	Professional Liability	%	Docketed Cases	Of the Docketed Cases:		
						Pro Se Filings	Class Action Suits	MDJ Appeals
<b><u>1st Class County</u></b>								
Philadelphia	1,288	4.7	428	1.6	27,231	1,454	55	619
<b><u>2nd Class County</u></b>								
Allegheny	73	0.5	305	2.2	13,732	1,625	181	869
<b><u>2A Class Counties</u></b>								
Bucks	8	0.2	81	1.7	4,794	182	2	183
Delaware	0	--	104	1.8	5,924	190	6	290
Montgomery	5	0.1	193	3.0	6,531	274	14	347
<b><u>3rd Class Counties</u></b>								
Berks	2	0.1	32	1.4	2,346	92	5	166
Chester	5	0.2	60	1.9	3,153	206	3	235
Cumberland	0	--	27	2.1	1,308	100	4	88
Dauphin	9	0.5	40	2.0	1,973	251	0	283
Erie	3	0.2	35	2.1	1,655	157	6	168
Lackawanna	1	<0.1	50	2.5	2,003	61	1	130
Lancaster	0	--	41	2.1	1,981	40	0	120
Lehigh	5	0.2	69	2.4	2,920	263	1	270
Luzerne	4	0.1	53	1.6	3,322	317	0	338
Northampton	9	0.4	28	1.3	2,182	172	6	192
Westmoreland	1	<0.1	43	1.6	2,704	1	0	210
York	1	<0.1	38	1.6	2,375	44	6	113
<b><u>4th Class Counties</u></b>								
Beaver	3	0.2	26	1.8	1,483	158	18	160
Butler	0	--	17	1.8	925	24	1	80
Cambria	16	1.9	11	1.3	838	61	4	89
Centre	1	0.2	8	1.3	627	51	1	30
Fayette	0	--	6	0.6	1,023	1	1	81
Franklin	0	--	10	1.2	852	45	3	40
Monroe	1	<0.1	12	0.5	2,259	125	2	183
Schuylkill	1	0.1	10	1.1	928	29	0	70
Washington	0	--	8	0.7	1,194	0	0	168
<b><u>5th Class Counties</u></b>								
Adams	0	--	0	--	539	34	0	31
Blair	1	0.1	13	1.5	883	60	0	73
Lawrence	0	--	12	2.2	547	5	6	11
Lebanon	0	--	8	1.1	726	47	0	45
Lycoming	0	--	13	2.0	639	1	0	56
Mercer	0	--	11	1.5	756	2	1	35
Northumberland	0	--	7	1.4	484	0	0	0

A breakdown of case types can be found at [www.pacourts.us](http://www.pacourts.us).

Common Pleas Civil Action Civil Other - 2021 Docketed Cases by Case Type

	Contract	%	Real Property	%	Tort	%	Miscellaneous	%	Civil Appeals (Administrative Agencies)	%
<b><u>6th Class Counties</u></b>										
Armstrong	188	51.6	70	19.2	48	13.2	27	7.4	29	8.0
Bedford	128	62.4	32	15.6	18	8.8	14	6.8	12	5.9
Bradford	209	49.6	44	10.5	45	10.7	86	20.4	33	7.8
Carbon	254	45.7	108	19.4	53	9.5	63	11.3	70	12.6
Clarion	89	44.5	46	23.0	26	13.0	15	7.5	19	9.5
Clearfield	242	44.7	113	20.9	52	9.6	90	16.6	31	5.7
Clinton	146	48.8	43	14.4	23	7.7	61	20.4	24	8.0
Columbia	202	56.4	62	17.3	41	11.5	23	6.4	25	7.0
Crawford	208	52.0	81	20.3	55	13.8	23	5.8	24	6.0
Elk	133	68.2	29	14.9	15	7.7	4	2.1	12	6.2
Greene	124	54.9	52	23.0	17	7.5	14	6.2	18	8.0
Huntingdon	147	61.0	35	14.5	21	8.7	18	7.5	18	7.5
Indiana	244	60.8	61	15.2	40	10.0	21	5.2	29	7.2
Jefferson	154	54.0	38	13.3	35	12.3	24	8.4	27	9.5
McKean	101	53.7	36	19.1	25	13.3	7	3.7	15	8.0
Mifflin	118	41.3	37	12.9	27	9.4	88	30.8	13	4.5
Perry	119	64.0	32	17.2	18	9.7	11	5.9	5	2.7
Pike	312	51.7	152	25.2	79	13.1	40	6.6	21	3.5
Somerset	277	59.3	63	13.5	62	13.3	18	3.9	36	7.7
Susquehanna	171	55.2	32	10.3	30	9.7	58	18.7	18	5.8
Tioga	101	59.8	19	11.2	16	9.5	28	16.6	3	1.8
Venango	138	51.1	48	17.8	28	10.4	21	7.8	30	11.1
Warren	118	55.4	51	23.9	16	7.5	14	6.6	10	4.7
Wayne	255	55.4	89	19.3	61	13.3	30	6.5	19	4.1
<b><u>7th Class Counties</u></b>										
Juniata	46	79.3	4	6.9	3	5.2	4	6.9	0	--
Snyder	159	72.6	21	9.6	16	7.3	13	5.9	10	4.6
Union	110	56.4	19	9.7	29	14.9	25	12.8	12	6.2
Wyoming	121	59.0	32	15.6	14	6.8	20	9.8	15	7.3
<b><u>8th Class Counties</u></b>										
Cameron	22	50.0	8	18.2	4	9.1	8	18.2	2	4.5
Forest	24	54.5	4	9.1	14	31.8	2	4.5	0	--
Fulton	49	72.1	12	17.6	3	4.4	1	1.5	3	4.4
Montour	73	56.2	15	11.5	9	6.9	11	8.5	3	2.3
Potter	56	63.6	17	19.3	4	4.5	7	8.0	3	3.4
Sullivan	10	50.0	5	25.0	1	5.0	2	10.0	1	5.0

A breakdown of case types can be found at [www.pacourts.us](http://www.pacourts.us).

Common Pleas Civil Action Civil Other - 2021 Docketed Cases by Case Type

	Mass Tort	%	Professional Liability	%	Docketed Cases	Of the Docketed Cases:		
						Pro Se Filings	Class Action Suits	MDJ Appeals
<b><u>6th Class Counties</u></b>								
Armstrong	1	0.3	1	0.3	364	18	0	24
Bedford	0	--	1	0.5	205	0	0	0
Bradford	0	--	4	1.0	421	41	0	17
Carbon	0	--	8	1.4	556	104	0	59
Clarion	0	--	5	2.5	200	12	0	12
Clearfield	0	--	13	2.4	541	0	0	16
Clinton	0	--	2	0.7	299	18	1	7
Columbia	1	0.3	4	1.1	358	20	0	31
Crawford	0	--	9	2.3	400	23	0	40
Elk	0	--	2	1.0	195	0	0	3
Greene	1	0.4	0	--	226	0	1	20
Huntingdon	0	--	2	0.8	241	17	0	18
Indiana	0	--	6	1.5	401	22	1	31
Jefferson	0	--	7	2.5	285	3	0	13
McKean	0	--	4	2.1	188	6	0	5
Mifflin	0	--	3	1.0	286	79	2	18
Perry	1	0.5	0	--	186	19	0	11
Pike	0	--	0	--	604	24	0	9
Somerset	0	--	11	2.4	467	17	2	35
Susquehanna	0	--	1	0.3	310	39	0	8
Tioga	0	--	2	1.2	169	5	2	6
Venango	0	--	5	1.9	270	5	0	15
Warren	0	--	4	1.9	213	0	0	0
Wayne	0	--	6	1.3	460	22	1	38
<b><u>7th Class Counties</u></b>								
Juniata	0	--	1	1.7	58	0	0	0
Snyder	0	--	0	--	219	10	0	7
Union	0	--	0	--	195	8	0	6
Wyoming	0	--	3	1.5	205	7	0	6
<b><u>8th Class Counties</u></b>								
Cameron	0	--	0	--	44	2	0	1
Forest	0	--	0	--	44	8	0	0
Fulton	0	--	0	--	68	0	0	2
Montour	0	--	19	14.6	130	7	0	2
Potter	0	--	1	1.1	88	2	1	3
Sullivan	0	--	1	5.0	20	0	0	1

A breakdown of case types can be found at [www.pacourts.us](http://www.pacourts.us).

Common Pleas Civil Action Civil Other - 2021 Processed

<b>Non-Trial:</b>											
	<b>Settlements</b>	<b>%</b>	<b>Default Judgments</b>	<b>%</b>	<b>Dismissed/ Discontinued</b>	<b>%</b>	<b>Administrative Purge</b>	<b>%</b>	<b>Dispositive Motions</b>	<b>%</b>	
<b><u>1st Class County</u></b>											
Philadelphia	12,621	42.3	2,732	9.1	5,085	17.0	307	1.0	1,426	4.8	
<b><u>2nd Class County</u></b>											
Allegheny	4,348	30.9	2,366	16.8	2,577	18.3	2,249	16.0	1,142	8.1	
<b><u>2A Class Counties</u></b>											
Bucks	295	5.5	1,224	22.8	39	0.7	234	4.4	0	--	
Delaware	1,857	31.4	1,338	22.6	231	3.9	44	0.7	278	4.7	
Montgomery	3,264	43.6	1,352	18.1	0	--	2,077	27.7	0	--	
<b><u>3rd Class Counties</u></b>											
Berks	832	30.1	698	25.3	475	17.2	293	10.6	243	8.8	
Chester	1,071	29.9	1,052	29.4	0	--	80	2.2	767	21.4	
Cumberland	2,583	75.4	418	12.2	0	--	228	6.7	48	1.4	
Dauphin	396	19.3	531	25.9	573	27.9	241	11.7	45	2.2	
Erie	775	46.5	522	31.3	9	0.5	173	10.4	129	7.7	
Lackawanna	1,140	25.3	547	12.2	515	11.4	1,825	40.6	69	1.5	
Lancaster	27	1.0	634	23.3	107	3.9	742	27.3	184	6.8	
Lehigh	1,194	36.6	906	27.8	485	14.9	69	2.1	31	1.0	
Luzerne	130	4.2	569	18.2	1,269	40.6	980	31.3	0	--	
Northampton	106	4.5	496	21.1	1,335	56.7	30	1.3	10	0.4	
Westmoreland	688	25.5	845	31.3	408	15.1	242	9.0	339	12.6	
York	20	0.8	780	29.8	0	--	320	12.2	276	10.5	
<b><u>4th Class Counties</u></b>											
Beaver	414	25.1	328	19.9	413	25.1	7	0.4	9	0.5	
Butler	114	12.6	215	23.7	515	56.8	38	4.2	0	--	
Cambria	78	8.6	263	29.1	394	43.6	52	5.8	14	1.5	
Centre	37	5.8	192	30.1	319	50.0	19	3.0	22	3.4	
Fayette	129	10.1	357	28.1	478	37.6	143	11.2	119	9.4	
Franklin	53	5.7	336	36.2	374	40.3	100	10.8	4	0.4	
Monroe	318	12.6	754	29.8	985	38.9	280	11.1	0	--	
Schuylkill	337	36.1	288	30.9	45	4.8	149	16.0	27	2.9	
Washington	587	51.8	425	37.5	0	--	0	--	50	4.4	
<b><u>5th Class Counties</u></b>											
Adams	245	44.2	236	42.6	19	3.4	6	1.1	11	2.0	
Blair	233	22.2	307	29.3	403	38.5	1	0.1	19	1.8	
Lawrence	1	0.2	182	30.2	262	43.4	118	19.6	5	0.8	
Lebanon	163	19.4	268	31.9	133	15.9	95	11.3	85	10.1	
Lycoming	179	26.7	191	28.5	135	20.1	29	4.3	7	1.0	
Mercer	24	2.9	267	31.8	222	26.5	8	1.0	282	33.6	
Northumberland	0	--	216	54.5	178	44.9	0	--	0	--	

Common Pleas Civil Action Civil Other - 2021 Processed

	Decided by Arb. Board	%	Transf'd/ Withdrawn	%	Other	%	Moved to Inactive Status	%	Trial: Non-Jury Trial	%	Jury Trial	%	Cases Processed
<b><u>1st Class County</u></b>													
Philadelphia	1,414	4.7	1,527	5.1	3,580*	12.0	723	2.4	339	1.1	105	0.4	29,859
<b><u>2nd Class County</u></b>													
Allegheny	751	5.3	175	1.2	129	0.9	219	1.6	101	0.7	19	0.1	14,076
<b><u>2A Class Counties</u></b>													
Bucks	170	3.2	2,686	50.0	665	12.4	0	--	41	0.8	20	0.4	5,374
Delaware	440	7.4	1,547	26.1	125	2.1	23	0.4	31	0.5	3	0.1	5,917
Montgomery	226	3.0	77	1.0	443	5.9	0	--	31	0.4	18	0.2	7,488
<b><u>3rd Class Counties</u></b>													
Berks	54	2.0	123	4.5	19	0.7	23	0.8	0	--	3	0.1	2,763
Chester	297	8.3	200	5.6	27	0.8	60	1.7	8	0.2	19	0.5	3,581
Cumberland	27	0.8	84	2.5	10	0.3	26	0.8	1	<0.1	3	0.1	3,428
Dauphin	7	0.3	47	2.3	59	2.9	11	0.5	140	6.8	2	0.1	2,052
Erie	23	1.4	19	1.1	6	0.4	5	0.3	3	0.2	2	0.1	1,666
Lackawanna	45	1.0	24	0.5	321	7.1	0	--	0	--	13	0.3	4,499
Lancaster	26	1.0	38	1.4	934	34.4	7	0.3	13	0.5	4	0.1	2,716
Lehigh	222	6.8	102	3.1	186	5.7	33	1.0	24	0.7	6	0.2	3,258
Luzerne	76	2.4	101	3.2	0	--	0	--	0	--	3	0.1	3,128
Northampton	58	2.5	90	3.8	127	5.4	72	3.1	21	0.9	11	0.5	2,356
Westmoreland	57	2.1	108	4.0	0	--	0	--	0	--	12	0.4	2,699
York	51	1.9	15	0.6	1,153	44.0	0	--	0	--	5	0.2	2,620
<b><u>4th Class Counties</u></b>													
Beaver	113	6.9	19	1.2	289	17.5	28	1.7	22	1.3	5	0.3	1,647
Butler	1	0.1	6	0.7	11	1.2	0	--	6	0.7	0	--	906
Cambria	7	0.8	19	2.1	73	8.1	0	--	4	0.4	0	--	904
Centre	7	1.1	15	2.4	1	0.2	7	1.1	19	3.0	0	--	638
Fayette	26	2.0	4	0.3	0	--	11	0.9	2	0.2	3	0.2	1,272
Franklin	17	1.8	8	0.9	15	1.6	19	2.0	0	--	1	0.1	927
Monroe	127	5.0	35	1.4	11	0.4	0	--	14	0.6	8	0.3	2,532
Schuylkill	20	2.1	34	3.6	20	2.1	4	0.4	9	1.0	0	--	933
Washington	24	2.1	37	3.3	0	--	0	--	6	0.5	4	0.4	1,133
<b><u>5th Class Counties</u></b>													
Adams	6	1.1	3	0.5	21	3.8	5	0.9	2	0.4	0	--	554
Blair	9	0.9	7	0.7	56	5.3	5	0.5	8	0.8	0	--	1,048
Lawrence	10	1.7	13	2.2	4	0.7	7	1.2	0	--	1	0.2	603
Lebanon	21	2.5	31	3.7	15	1.8	5	0.6	21	2.5	2	0.2	839
Lycoming	31	4.6	21	3.1	36	5.4	13	1.9	28	4.2	0	--	670
Mercer	8	1.0	15	1.8	12	1.4	0	--	1	0.1	0	--	839
Northumberland	1	0.3	0	--	1	0.3	0	--	0	--	0	--	396

\* Includes certain decrees entered pursuant to the Municipal Claims and Tax Liens Act (53 P.S. §7101 et seq.) specific to

Common Pleas Civil Action Civil Other - 2021 Processed

<b>Non-Trial:</b>											
	<b>Settlements</b>	<b>%</b>	<b>Default Judgments</b>	<b>%</b>	<b>Dismissed/ Discontinued</b>	<b>%</b>	<b>Administrative Purge</b>	<b>%</b>	<b>Dispositive Motions</b>	<b>%</b>	
<b><u>6th Class Counties</u></b>											
<b>Armstrong</b>	6	1.7	146	40.9	145	40.6	41	11.5	9	2.5	
<b>Bedford</b>	65	17.4	94	25.2	132	35.4	0	--	0	--	
<b>Bradford</b>	145	43.4	155	46.4	0	--	16	4.8	1	0.3	
<b>Carbon</b>	145	24.5	152	25.7	96	16.2	0	--	6	1.0	
<b>Clarion</b>	15	6.3	54	22.5	82	34.2	60	25.0	2	0.8	
<b>Clearfield</b>	31	6.2	284	56.3	8	1.6	0	--	156	31.0	
<b>Clinton</b>	43	14.1	98	32.1	117	38.4	2	0.7	8	2.6	
<b>Columbia</b>	10	2.3	146	33.2	123	28.0	84	19.1	21	4.8	
<b>Crawford</b>	21	4.9	146	33.9	181	42.0	31	7.2	24	5.6	
<b>Elk</b>	54	30.2	62	34.6	22	12.3	10	5.6	18	10.1	
<b>Greene</b>	24	9.8	63	25.8	130	53.3	19	7.8	2	0.8	
<b>Huntingdon</b>	0	--	80	37.9	106	50.2	0	--	1	0.5	
<b>Indiana</b>	117	20.3	108	18.8	146	25.3	46	8.0	3	0.5	
<b>Jefferson</b>	11	4.0	114	41.6	101	36.9	6	2.2	31	11.3	
<b>McKean</b>	2	1.2	75	45.7	68	41.5	0	--	0	--	
<b>Mifflin</b>	25	8.9	86	30.7	120	42.9	22	7.9	0	--	
<b>Perry</b>	6	19.4	25	80.6	0	--	0	--	0	--	
<b>Pike</b>	26	4.0	240	37.0	228	35.2	115	17.7	0	--	
<b>Somerset</b>	258	44.0	172	29.4	28	4.8	47	8.0	18	3.1	
<b>Susquehanna</b>	24	7.2	89	26.6	123	36.8	3	0.9	49	14.7	
<b>Tioga</b>	286	29.2	540	55.0	82	8.4	24	2.4	2	0.2	
<b>Venango</b>	4	1.6	117	48.1	107	44.0	0	--	0	--	
<b>Warren</b>	86	42.2	80	39.2	2	1.0	0	--	0	--	
<b>Wayne</b>	36	7.5	138	28.9	229	48.0	0	--	8	1.7	
<b><u>7th Class Counties</u></b>											
<b>Juniata</b>	0	--	1	1.8	47	82.5	0	--	0	--	
<b>Snyder</b>	0	--	88	39.8	92	41.6	0	--	0	--	
<b>Union</b>	74	41.6	58	32.6	17	9.6	5	2.8	2	1.1	
<b>Wyoming</b>	10	4.9	86	42.0	89	43.4	15	7.3	0	--	
<b><u>8th Class Counties</u></b>											
<b>Cameron</b>	1	2.5	15	37.5	11	27.5	7	17.5	3	7.5	
<b>Forest</b>	3	7.1	9	21.4	23	54.8	0	--	0	--	
<b>Fulton</b>	0	--	17	28.8	16	27.1	2	3.4	1	1.7	
<b>Montour</b>	5	4.9	0	--	72	69.9	21	20.4	1	1.0	
<b>Potter</b>	2	2.5	43	54.4	32	40.5	0	--	0	--	
<b>Sullivan</b>	0	--	10	43.5	9	39.1	3	13.0	1	4.3	

Common Pleas Civil Action Civil Other - 2021 Processed

	Decided by Arb. Board	%	Transf'd/ Withdrawn	%	Other	%	Moved to Inactive Status	%	<u>Trial:</u> Non-Jury Trial	%	Jury Trial	%	Cases Processed
<b><u>6th Class Counties</u></b>													
Armstrong	1	0.3	9	2.5	0	--	0	--	0	--	0	--	357
Bedford	1	0.3	19	5.1	62	16.6	0	--	0	--	0	--	373
Bradford	9	2.7	7	2.1	0	--	1	0.3	0	--	0	--	334
Carbon	34	5.8	20	3.4	16	2.7	10	1.7	111	18.8	1	0.2	591
Clarion	0	--	2	0.8	5	2.1	18	7.5	0	--	2	0.8	240
Clearfield	13	2.6	5	1.0	0	--	0	--	6	1.2	1	0.2	504
Clinton	13	4.3	10	3.3	1	0.3	10	3.3	1	0.3	2	0.7	305
Columbia	8	1.8	6	1.4	41	9.3	0	--	1	0.2	0	--	440
Crawford	7	1.6	13	3.0	7	1.6	0	--	0	--	1	0.2	431
Elk	3	1.7	4	2.2	3	1.7	0	--	2	1.1	1	0.6	179
Greene	3	1.2	2	0.8	1	0.4	0	--	0	--	0	--	244
Huntingdon	1	0.5	1	0.5	22	10.4	0	--	0	--	0	--	211
Indiana	9	1.6	19	3.3	117	20.3	5	0.9	6	1.0	0	--	576
Jefferson	3	1.1	4	1.5	2	0.7	1	0.4	0	--	1	0.4	274
McKean	9	5.5	3	1.8	7	4.3	0	--	0	--	0	--	164
Mifflin	0	--	3	1.1	23	8.2	1	0.4	0	--	0	--	280
Perry	0	--	0	--	0	--	0	--	0	--	0	--	31
Pike	6	0.9	13	2.0	5	0.8	0	--	12	1.9	3	0.5	648
Somerset	16	2.7	7	1.2	28	4.8	6	1.0	5	0.9	1	0.2	586
Susquehanna	1	0.3	10	3.0	21	6.3	8	2.4	5	1.5	1	0.3	334
Tioga	0	--	3	0.3	0	--	43	4.4	0	--	1	0.1	981
Venango	0	--	4	1.6	11	4.5	0	--	0	--	0	--	243
Warren	0	--	0	--	36	17.6	0	--	0	--	0	--	204
Wayne	34	7.1	16	3.4	3	0.6	3	0.6	10	2.1	0	--	477
<b><u>7th Class Counties</u></b>													
Juniata	0	--	1	1.8	8	14.0	0	--	0	--	0	--	57
Snyder	10	4.5	0	--	25	11.3	2	0.9	4	1.8	0	--	221
Union	7	3.9	6	3.4	2	1.1	0	--	7	3.9	0	--	178
Wyoming	4	2.0	1	0.5	0	--	0	--	0	--	0	--	205
<b><u>8th Class Counties</u></b>													
Cameron	0	--	0	--	3	7.5	0	--	0	--	0	--	40
Forest	0	--	3	7.1	4	9.5	0	--	0	--	0	--	42
Fulton	0	--	1	1.7	22	37.3	0	--	0	--	0	--	59
Montour	0	--	4	3.9	0	--	0	--	0	--	0	--	103
Potter	0	--	2	2.5	0	--	0	--	0	--	0	--	79
Sullivan	0	--	0	--	0	--	0	--	0	--	0	--	23

Common Pleas Civil Action Civil Other - 2021 Age of Pending Cases

	0-6 months		7-12 months		13-18 months		19-24 months		25-30 months		31-36 months		37-42 months	
		%		%		%		%		%		%		%
<b><u>1st Class County</u></b>														
Philadelphia	9,306	24.6	7,234	19.1	5,535	14.6	3,587	9.5	3,234	8.5	1,926	5.1	813	2.1
<b><u>2nd Class County</u></b>														
Allegheny	3,844	33.3	1,879	16.3	1,670	14.5	1,359	11.8	737	6.4	475	4.1	371	3.2
<b><u>2A Class Counties</u></b>														
Bucks	1,572	30.5	892	17.3	716	13.9	525	10.2	414	8.0	355	6.9	285	5.5
Delaware	1,438	24.2	1,142	19.2	784	13.2	589	9.9	509	8.6	373	6.3	282	4.8
Montgomery	2,282	22.7	1,424	14.2	1,291	12.9	1,002	10.0	906	9.0	550	5.5	267	2.7
<b><u>3rd Class Counties</u></b>														
Berks	673	29.5	399	17.5	350	15.4	236	10.4	172	7.5	138	6.1	60	2.6
Chester	929	54.8	263	15.5	186	11.0	97	5.7	72	4.2	42	2.5	29	1.7
Cumberland	459	28.9	244	15.4	194	12.2	189	11.9	25	1.6	99	6.2	73	4.6
Dauphin	671	32.1	353	16.9	323	15.4	258	12.3	152	7.3	76	3.6	72	3.4
Erie	499	28.5	251	14.3	224	12.8	184	10.5	189	10.8	95	5.4	62	3.5
Lackawanna	999	22.5	917	20.7	858	19.4	459	10.4	320	7.2	199	4.5	112	2.5
Lancaster	673	16.1	385	9.2	284	6.8	279	6.7	386	9.2	416	9.9	259	6.2
Lehigh	893	40.7	418	19.1	266	12.1	172	7.8	116	5.3	128	5.8	106	4.8
Luzerne	1,115	27.5	645	15.9	491	12.1	457	11.3	491	12.1	362	8.9	128	3.2
Northampton	798	25.7	391	12.6	266	8.6	199	6.4	204	6.6	124	4.0	113	3.6
Westmoreland	660	27.4	411	17.0	328	13.6	298	12.3	255	10.6	156	6.5	85	3.5
York	705	30.5	347	15.0	322	13.9	257	11.1	237	10.3	138	6.0	81	3.5
<b><u>4th Class Counties</u></b>														
Beaver	364	74.1	52	10.6	27	5.5	7	1.4	9	1.8	3	0.6	11	2.2
Butler *														
Cambria	250	26.3	144	15.1	100	10.5	99	10.4	101	10.6	84	8.8	32	3.4
Centre	167	32.6	84	16.4	65	12.7	40	7.8	45	8.8	34	6.6	26	5.1
Fayette	276	29.8	144	15.6	145	15.7	98	10.6	92	9.9	52	5.6	29	3.1
Franklin	229	30.1	116	15.2	90	11.8	66	8.7	67	8.8	49	6.4	37	4.9
Monroe *														
Schuylkill	291	20.5	199	14.0	168	11.8	127	8.9	141	9.9	109	7.7	72	5.1
Washington	114	44.4	21	8.2	3	1.2	6	2.3	6	2.3	8	3.1	8	3.1
<b><u>5th Class Counties</u></b>														
Adams	141	42.6	61	18.4	46	13.9	38	11.5	40	12.1	2	0.6	0	--
Blair	465	57.2	102	12.5	85	10.5	45	5.5	36	4.4	18	2.2	14	1.7
Lawrence	160	18.3	122	14.0	88	10.1	82	9.4	74	8.5	60	6.9	35	4.0
Lebanon	313	37.0	110	13.0	66	7.8	50	5.9	40	4.7	35	4.1	22	2.6
Lycoming	171	33.9	89	17.6	69	13.7	34	6.7	50	9.9	51	10.1	19	3.8
Mercer	180	36.2	71	14.3	63	12.7	51	10.3	30	6.0	31	6.2	17	3.4
Northumberland	151	16.1	81	8.6	72	7.7	44	4.7	66	7.0	67	7.1	52	5.5

\* Butler and Monroe Age of Pending Civil Actions unavailable at time of publication.



Common Pleas Civil Action Civil Other - 2021 Age of Pending Cases

	43-48 months	%	49-54 months	%	55-60 months	%	61-66 months	%	67-72 months	%	over 72 months	%	Total
<b><u>1st Class County</u></b>													
Philadelphia	627	1.7	661	1.7	3,615	9.5	271	0.7	63	0.2	986	2.6	37,858
<b><u>2nd Class County</u></b>													
Allegheny	261	2.3	196	1.7	186	1.6	119	1.0	91	0.8	350	3.0	11,538
<b><u>2A Class Counties</u></b>													
Bucks	155	3.0	59	1.1	40	0.8	44	0.9	25	0.5	70	1.4	5,152
Delaware *	294	5.0	199	3.4	142	2.4	89	1.5	31	0.5	61	1.0	5,933
Montgomery	255	2.5	195	1.9	150	1.5	124	1.2	113	1.1	1,485	14.8	10,044
<b><u>3rd Class Counties</u></b>													
Berks	64	2.8	40	1.8	40	1.8	32	1.4	16	0.7	60	2.6	2,280
Chester	18	1.1	6	0.4	6	0.4	6	0.4	2	0.1	39	2.3	1,695
Cumberland	55	3.5	34	2.1	27	1.7	26	1.6	20	1.3	142	8.9	1,587
Dauphin	29	1.4	29	1.4	24	1.1	24	1.1	8	0.4	72	3.4	2,091
Erie	54	3.1	34	1.9	32	1.8	34	1.9	23	1.3	69	3.9	1,750
Lackawanna	103	2.3	89	2.0	88	2.0	98	2.2	95	2.1	97	2.2	4,434
Lancaster	269	6.4	249	5.9	287	6.8	323	7.7	251	6.0	132	3.1	4,193
Lehigh	22	1.0	19	0.9	10	0.5	14	0.6	8	0.4	21	1.0	2,193
Luzerne	79	1.9	51	1.3	48	1.2	32	0.8	23	0.6	136	3.4	4,058
Northampton	104	3.3	125	4.0	100	3.2	69	2.2	64	2.1	550	17.7	3,107
Westmoreland	50	2.1	36	1.5	35	1.5	17	0.7	21	0.9	61	2.5	2,413
York	66	2.9	56	2.4	22	1.0	22	1.0	15	0.6	43	1.9	2,311
<b><u>4th Class Counties</u></b>													
Beaver	10	2.0	3	0.6	1	0.2	4	0.8	0	--	0	--	491
Butler													
Cambria	26	2.7	33	3.5	18	1.9	23	2.4	10	1.1	31	3.3	951
Centre	18	3.5	11	2.1	8	1.6	2	0.4	2	0.4	10	2.0	512
Fayette	20	2.2	19	2.1	13	1.4	9	1.0	7	0.8	21	2.3	925
Franklin	21	2.8	18	2.4	16	2.1	13	1.7	3	0.4	36	4.7	761
Monroe													
Schuylkill	46	3.2	58	4.1	37	2.6	17	1.2	35	2.5	120	8.5	1,420
Washington	4	1.6	5	1.9	9	3.5	5	1.9	9	3.5	59	23.0	257
<b><u>5th Class Counties</u></b>													
Adams	2	0.6	0	--	0	--	0	--	0	--	1	0.3	331
Blair	18	2.2	14	1.7	4	0.5	3	0.4	1	0.1	8	1.0	813
Lawrence	41	4.7	30	3.4	29	3.3	27	3.1	28	3.2	96	11.0	872
Lebanon	21	2.5	21	2.5	16	1.9	9	1.1	14	1.7	129	15.2	846
Lycoming	9	1.8	3	0.6	6	1.2	2	0.4	1	0.2	1	0.2	505
Mercer	11	2.2	9	1.8	8	1.6	8	1.6	1	0.2	17	3.4	497
Northumberland	77	8.2	87	9.3	66	7.0	51	5.4	24	2.6	102	10.9	940

Common Pleas Civil Action Civil Other - 2021 Age of Pending Cases

	0-6		7-12		13-18		19-24		25-30		31-36		37-42	
	months	%	months	%	months	%	months	%	months	%	months	%	months	%
<b><u>6th Class Counties</u></b>														
Armstrong	84	30.2	49	17.6	36	12.9	29	10.4	31	11.2	19	6.8	8	2.9
Bedford	56	15.8	26	7.3	35	9.9	21	5.9	32	9.0	31	8.8	19	5.4
Bradford	97	14.4	60	8.9	62	9.2	64	9.5	67	10.0	45	6.7	35	5.2
Carbon	130	41.7	78	25.0	42	13.5	16	5.1	17	5.4	6	1.9	6	1.9
Clarion	42	16.5	31	12.2	33	12.9	21	8.2	22	8.6	23	9.0	10	3.9
Clearfield	117	58.5	23	11.5	22	11.0	15	7.5	9	4.5	10	5.0	1	0.5
Clinton	77	60.6	22	17.3	8	6.3	10	7.9	4	3.1	3	2.4	0	--
Columbia	97	29.7	48	14.7	47	14.4	41	12.5	45	13.8	11	3.4	6	1.8
Crawford	114	28.2	68	16.8	45	11.1	40	9.9	41	10.1	32	7.9	22	5.4
Elk	69	33.5	26	12.6	21	10.2	21	10.2	17	8.3	9	4.4	13	6.3
Greene	47	23.5	28	14.0	24	12.0	28	14.0	27	13.5	14	7.0	10	5.0
Huntingdon	58	24.0	36	14.9	29	12.0	20	8.3	32	13.2	23	9.5	13	5.4
Indiana	128	23.5	81	14.9	62	11.4	47	8.6	65	11.9	54	9.9	32	5.9
Jefferson	59	32.2	38	20.8	26	14.2	21	11.5	24	13.1	7	3.8	3	1.6
McKean	59	55.1	17	15.9	14	13.1	8	7.5	5	4.7	3	2.8	0	--
Mifflin	43	38.7	24	21.6	9	8.1	7	6.3	10	9.0	10	9.0	4	3.6
Perry	72	15.2	61	12.8	39	8.2	47	9.9	36	7.6	27	5.7	14	2.9
Pike	152	45.0	81	24.0	53	15.7	20	5.9	12	3.6	10	3.0	6	1.8
Somerset	139	33.0	89	21.1	62	14.7	66	15.7	25	5.9	14	3.3	12	2.9
Susquehanna	76	32.8	36	15.5	30	12.9	18	7.8	23	9.9	13	5.6	12	5.2
Tioga	577	24.9	486	21.0	378	16.3	207	8.9	177	7.6	145	6.3	97	4.2
Venango	54	10.7	39	7.7	30	6.0	27	5.4	42	8.3	36	7.1	28	5.6
Warren	49	30.1	20	12.3	21	12.9	12	7.4	10	6.1	6	3.7	10	6.1
Wayne	131	52.8	43	17.3	36	14.5	14	5.6	15	6.0	3	1.2	0	--
<b><u>7th Class Counties</u></b>														
Juniata	19	5.8	22	6.8	13	4.0	12	3.7	18	5.5	19	5.8	12	3.7
Snyder	72	57.6	22	17.6	6	4.8	9	7.2	7	5.6	1	0.8	4	3.2
Union	66	44.0	19	12.7	20	13.3	20	13.3	11	7.3	5	3.3	3	2.0
Wyoming	43	25.7	28	16.8	23	13.8	30	18.0	18	10.8	6	3.6	5	3.0
<b><u>8th Class Counties</u></b>														
Cameron	10	31.3	6	18.8	4	12.5	2	6.3	1	3.1	3	9.4	2	6.3
Forest	9	20.9	13	30.2	6	14.0	7	16.3	2	4.7	4	9.3	0	--
Fulton	20	28.2	10	14.1	6	8.5	3	4.2	3	4.2	6	8.5	5	7.0
Montour	50	27.5	30	16.5	32	17.6	21	11.5	17	9.3	11	6.0	6	3.3
Potter	17	15.6	12	11.0	3	2.8	6	5.5	8	7.3	7	6.4	4	3.7
Sullivan	3	8.6	4	11.4	4	11.4	3	8.6	6	17.1	5	14.3	5	14.3

Common Pleas Civil Action Civil Other - 2021 Age of Pending Cases

	43-48 months	%	49-54 months	%	55-60 months	%	61-66 months	%	67-72 months	%	over 72 months	%	Total
<b><u>6th Class Counties</u></b>													
Armstrong	8	2.9	5	1.8	1	0.4	3	1.1	1	0.4	4	1.4	278
Bedford	10	2.8	12	3.4	18	5.1	5	1.4	7	2.0	82	23.2	354
Bradford	28	4.2	40	6.0	32	4.8	31	4.6	25	3.7	86	12.8	672
Carbon	6	1.9	6	1.9	3	1.0	0	--	0	--	2	0.6	312
Clarion	2	0.8	12	4.7	12	4.7	18	7.1	10	3.9	19	7.5	255
Clearfield	0	--	1	0.5	2	1.0	0	--	0	--	0	--	200
Clinton	2	1.6	1	0.8	0	--	0	--	0	--	0	--	127
Columbia	10	3.1	5	1.5	6	1.8	2	0.6	3	0.9	6	1.8	327
Crawford	15	3.7	7	1.7	9	2.2	3	0.7	1	0.2	7	1.7	404
Elk	11	5.3	5	2.4	5	2.4	2	1.0	1	0.5	6	2.9	206
Greene	10	5.0	6	3.0	2	1.0	1	0.5	1	0.5	2	1.0	200
Huntingdon	7	2.9	5	2.1	3	1.2	2	0.8	2	0.8	12	5.0	242
Indiana	35	6.4	7	1.3	6	1.1	4	0.7	5	0.9	19	3.5	545
Jefferson	2	1.1	0	--	2	1.1	0	--	0	--	1	0.5	183
McKean	0	--	1	0.9	0	--	0	--	0	--	0	--	107
Mifflin	2	1.8	2	1.8	0	--	0	--	0	--	0	--	111
Perry	17	3.6	21	4.4	25	5.3	11	2.3	15	3.2	90	18.9	475
Pike	3	0.9	1	0.3	0	--	0	--	0	--	0	--	338
Somerset	2	0.5	2	0.5	3	0.7	3	0.7	1	0.2	3	0.7	421
Susquehanna	14	6.0	3	1.3	1	0.4	2	0.9	0	--	4	1.7	232
Tioga	77	3.3	56	2.4	47	2.0	33	1.4	21	0.9	15	0.6	2,316
Venango	21	4.2	20	4.0	22	4.4	21	4.2	20	4.0	144	28.6	504
Warren	4	2.5	7	4.3	4	2.5	1	0.6	5	3.1	14	8.6	163
Wayne	2	0.8	2	0.8	0	--	0	--	0	--	2	0.8	248
<b><u>7th Class Counties</u></b>													
Juniata	9	2.8	6	1.8	4	1.2	4	1.2	10	3.1	177	54.5	325
Snyder	2	1.6	1	0.8	0	--	0	--	1	0.8	0	--	125
Union	3	2.0	0	--	1	0.7	1	0.7	1	0.7	0	--	150
Wyoming	3	1.8	7	4.2	1	0.6	1	0.6	1	0.6	1	0.6	167
<b><u>8th Class Counties</u></b>													
Cameron	2	6.3	0	--	1	3.1	0	--	0	--	1	3.1	32
Forest	1	2.3	0	--	0	--	0	--	0	--	1	2.3	43
Fulton	3	4.2	1	1.4	2	2.8	1	1.4	4	5.6	7	9.9	71
Montour	4	2.2	4	2.2	2	1.1	0	--	0	--	5	2.7	182
Potter	6	5.5	4	3.7	9	8.3	2	1.8	3	2.8	28	25.7	109
Sullivan	2	5.7	1	2.9	1	2.9	1	2.9	0	--	0	--	35

---

---

## CIVIL

*... cases in which the plaintiff requests enforcement or protection of a right or the remedy for, or prevention of a wrong done by the defendant.*

<b>Age of Pending Cases</b>	A breakdown of the caseload by the interval of time elapsed from the date of first filing to year's end.
<b>Arbitration Appeal</b>	A category for civil cases appealed de novo from an arbitration award.
<b>Cases Processed</b>	Disposition categories include:  <b>Cases Decided by an Arbitration Board:</b> Civil Actions decided by a Board of Arbitrators following an evidentiary hearing.  <b>Default Judgments:</b> Judgments entered against a party who failed to defend against a claim that has been brought by another party.  <b>Dismissed/Discontinued:</b> A disposition category for cases dismissed or discontinued.  <b>Dispositive Motions:</b> Motions seeking a court order that entirely disposes of one or more claims in favor of the moving party without further court proceedings.  <b>Jury Trial:</b> A disposition category for cases resolved by the verdict of a jury.  <b>Moved to Inactive Status:</b> Cases removed from the pending inventory that have been administratively classified as inactive.  <b>Non-Jury Trial:</b> A disposition category for cases resolved by the verdict of a judge.  <b>Other:</b> A residual disposition category for cases that cannot be counted in the disposition categories listed.  <b>Pa.R.C.P. 230.2 Administrative Review:</b> Civil cases that are terminated due to inactivity after a reasonable period of time, as dictated by rule.  <b>Settlements:</b> A disposition category for cases in which litigants reach an agreement resolving the dispute.  <b>Transferred/Withdrawn:</b> Transferred - cases that have been assigned to another jurisdiction. Withdrawn - cases in which the plaintiff has retracted their filing before the court.
<b>Cases Transferred In</b>	Civil cases transferred from another jurisdiction.
<b>Civil Action</b>	A category of civil cases in which an action is brought to enforce, redress or protect private rights.

---

<b>Civil Other</b>	A residual category of civil cases which are not Civil Actions. Included in this category are mandamus, replevin, mortgage foreclosure, etc.
<b>Civil Appeals</b>	<p>Cases in which the party filing in the court of common pleas is disputing the decision from an administrative agency. Administrative agencies include the Board of Assessment, the County Board of Elections, the Department of Transportation and the Zoning Board. Cases may be appealed from a Magisterial District Judge or Philadelphia Municipal Court Judge, a board of arbitrators or an administrative agency.</p> <p><b>Statutory Appeal: Other</b> - a residual case type category of civil appeals; the challenge to an action specifically provided for by statute.</p> <p><b>Other</b> - a residual case type category for civil appeals that cannot be counted in the listed categories.</p>
<b>Contract</b>	<p>Civil cases involving a dispute over an express or implied agreement between two or more parties:</p> <p><b>Buyer Plaintiff</b> - cases where a plaintiff/buyer of goods or services brings suit against a defendant/seller of goods or services for failure to either deliver the goods or services or to honor a warranty as promised in an express or implied agreement.</p> <p><b>Debt Collection: Credit Card</b> - cases where the plaintiff brings suit against a defendant for failure to pay for the goods or services as promised in either an express or implied credit card agreement/contract.</p> <p><b>Debt Collection: Other</b> - a residual case type category for debt collection that cannot be counted as an attempt to collect a credit card debt.</p> <p><b>Employment Dispute: Discrimination</b> - cases in which the plaintiff/employee alleges that the defendant/employer denied hiring, salary increases, or other forms of advancement based on the employee's race, gender, national origin, or sexual orientation.</p> <p><b>Employment Dispute: Other</b> - cases involving allegations other than discrimination, for instance wrongful termination.</p> <p><b>Other</b> - a residual case type category for contract cases that cannot be counted in the listed categories, for instance fraud, bad faith.</p>
<b>Docketed Cases</b>	The number of cases which have been filed in the prothonotary's office and are intended to be litigated.
<b>Mass Tort</b>	<p>A civil action case that involves numerous plaintiffs suing one or several defendants for an action arising from negligence on the part of the defendant/defendants.</p> <p><b>Other</b> - a residual case type category for mass tort cases that cannot be counted in the listed categories.</p>

---

---

---

**Miscellaneous**

Civil cases that cannot be counted in the case type categories listed:

**Common Law/Statutory Arbitration:**

**Common Law Arbitration** - elements of the arbitration process that are governed by common law.

**Statutory Arbitration** - elements of the arbitration process that are dictated by statute.

**Declaratory Judgment** - cases in which the plaintiff is seeking a decision from the court deciding the legal rights, duties or status of the parties.

**Mandamus** - cases in which the plaintiff seeks to force an official to perform an act he/she is legally required to do. The purpose is only to enforce rights already established.

**Non-Domestic Relations Restraining Order** - cases in which a petition for a restraining order is not the result of a domestic altercation. Cases reported in this category include petitions filed under the Protection from Sexual Violence & Intimidation Act (42 Pa.C.S. §62A).

**Other** - a residual case type category for miscellaneous cases that cannot be counted in the listed categories.

**Quo Warranto** - cases in which the plaintiff seeks to challenge an individual's right to hold a public or corporate office.

**Replevin** - cases in which the plaintiff seeks to recover goods or other property from a defendant who has wrongfully taken or retained them.

**Professional Liability**

Malpractice tort cases in which the defendant is alleged to have failed to provide reasonable professional care, attention, or skill to their patient/client thereby causing physical and/or financial harm:

**Dental** - cases that allege misconduct or negligence by a person in the dental profession acting in their professional capacity.

**Legal** - cases that allege misconduct or negligence by a person in the legal profession acting in their professional capacity.

**Medical** - cases that allege misconduct or negligence by a person in the medical profession acting in their professional capacity.

**Other Professional** - malpractice cases that allege misconduct or negligence by a person other than those previously specified such as accountants and architects.

---

---

## Real Property

Civil cases involving disputes over the ownership, use, boundaries, or value of real property. Real property is land and the things attached to it:

**Ejectment** - cases where the plaintiff brings suit in order to recover possession of land.

**Eminent Domain** - cases where property is taken by the government and the property owner files suit to halt the action.

**Ground Rent** - cases in which the plaintiff/landlord seeks to recover rent paid for the use of land.

**Landlord/Tenant Dispute** - cases where the plaintiff alleges a breach of the lease agreement between a landlord and a tenant, such as eviction.

**Mortgage Foreclosure: Residential/Commercial** - cases in which a mortgage holder such as a bank or finance company brings suit to take possession of and sell the mortgaged property to satisfy a debt.

**Other** - a residual case type category for real property cases that cannot be counted in the listed categories, such as alleged violations of housing code, mobile park evictions.

**Partition** - cases where the plaintiff brings suit in order to obtain a court ordered division of jointly owned real property.

**Quiet Title** - cases in which the plaintiff sues to have the court resolve conflicts over real property.

## Returned to Active

Cases previously deemed “inactive” that are being brought back into the pending inventory.

## Tort

A civil wrong arising from an act or failure to act, independent of a contract, for which an action for personal injury or property damages may be brought:

**Intentional** - cases in which injury to property or person is alleged to have been willfully done.

**Malicious Prosecution** - intentionally initiating a legal action that is brought without probable cause.

**Motor Vehicle** - cases involving personal injury, property damage, or wrongful death resulting from alleged negligence while operating a motor vehicle.

**Nuisance** - cases which involve activities that are unreasonable, unwarranted or unlawful, such as excess noise, traffic increase, and public disturbances.

**Other** - a residual case type category for tort cases that cannot be counted in the listed categories.

---

---

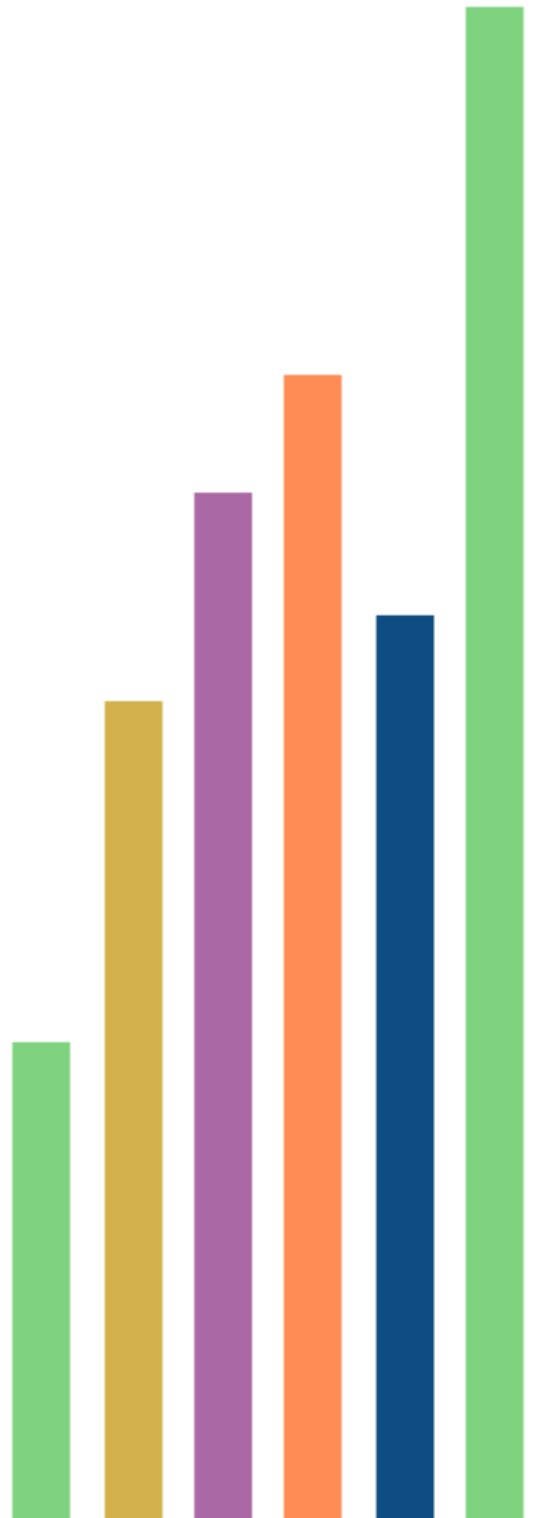
**Premises Liability** - cases involving claims brought against the owner of real property where the condition of the property is alleged to be the cause of personal injury.

**Product Liability** - cases involving the alleged responsibility of a vendor or manufacturer of goods to compensate for injury caused by defective merchandise.

**Slander/Libel/Defamation** - cases alleging harm to the reputation, community standing or livelihood of the plaintiff caused by false or misleading statements made by the defendant.



# Domestic Relations Section



# 2021 Common Pleas State Totals Protection From Abuse

**Cases Pending 1/1/21**                      **11,276<sup>(R)</sup>**

New Cases Filed                              38,765

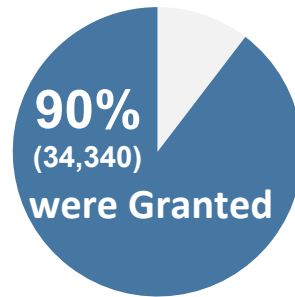
**Of the New Cases Filed:**

**Cases Available for Processing**        **50,041**

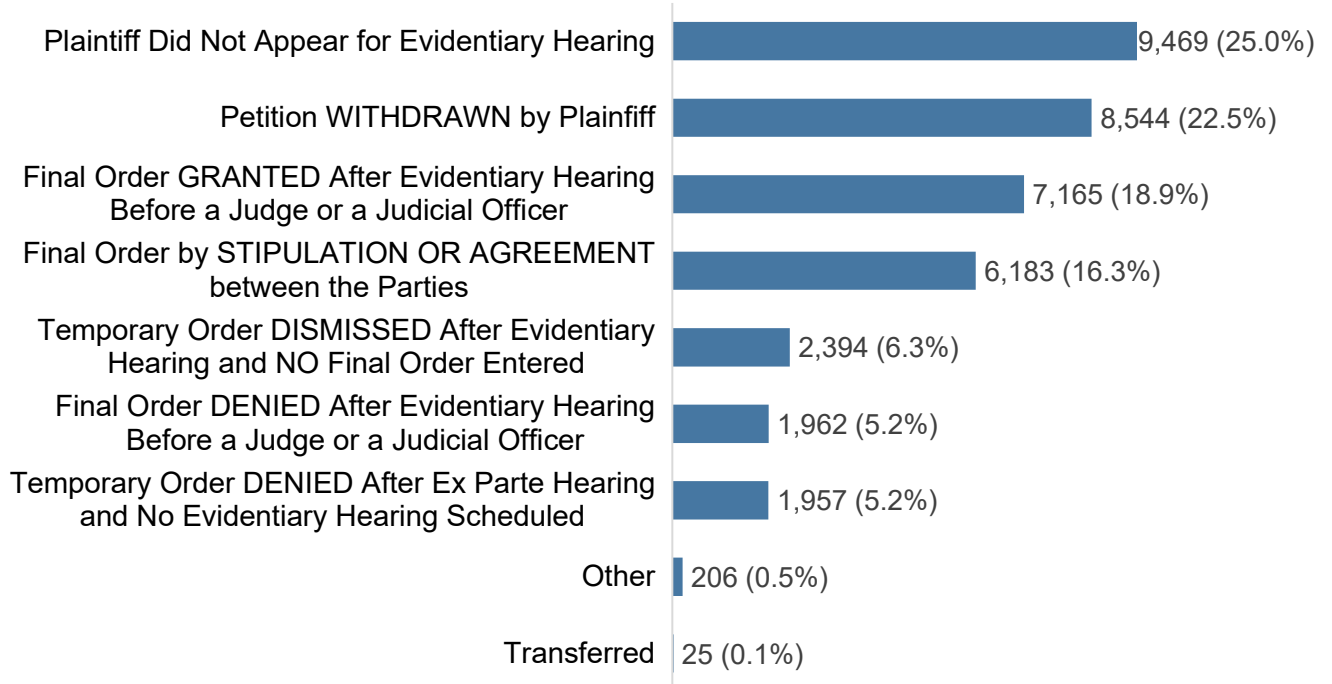
Temporary Orders Requested              38,321

**Cases Processed**                            **37,905**

**Cases Pending 12/31/21**                **12,136**



**Processed Due To:**



(R) - Revised

Family Court Caseload - 2021 Protection From Abuse Filings

	Begin Pending	New Cases Filed	Cases Processed	End Pending	Of the New Cases Filed:					
					Petitions Requesting Temporary Orders	%	Temporary Orders Denied	%	Temporary Orders Granted	%
<b><u>1st Class County</u></b>										
Philadelphia	4,737	7,294	7,075	4,956	7,294	100.0	83	1.1	7,211	98.9
<b><u>2nd Class County</u></b>										
Allegheny	79	3,540	3,521	98	3,540	100.0	330	9.3	3,210	90.7
<b><u>2A Class Counties</u></b>										
Bucks	11	787	793	5	726	92.2	146	20.1	580	79.9
Delaware	1,052 (R)	2,106	2,022	1,136	2,106	100.0	384	18.2	1,722	81.8
Montgomery	461	1,721	1,697	485	1,721	100.0	170	9.9	1,551	90.1
<b><u>3rd Class Counties</u></b>										
Berks	198	1,416	1,417	197	1,416	100.0	136	9.6	1,280	90.4
Chester	388 (R)	690	567	511	690	100.0	32	4.6	658	95.4
Cumberland	266	484	431	319	477	98.6	38	8.0	439	92.0
Dauphin	98	1,442	1,424	116	1,442	100.0	293	20.3	1,149	79.7
Erie	80	826	817	89	795	96.2	187	23.5	608	76.5
Lackawanna	1,682	918	686	1,914	918	100.0	138	15.0	780	85.0
Lancaster	147	1,174	1,194	127	1,174	100.0	123	10.5	1,051	89.5
Lehigh	109	1,611	1,631	89	1,611	100.0	258	16.0	1,353	84.0
Luzerne	163	1,434	1,597	0	1,434	100.0	98	6.8	1,336	93.2
Northampton	52	941	964	29	941	100.0	99	10.5	842	89.5
Westmoreland	138	910	880	168	910	100.0	90	9.9	820	90.1
York	65	1,576	1,573	68	1,237	78.5	233	18.8	1,004	81.2
<b><u>4th Class Counties</u></b>										
Beaver	139	457	468	128	457	100.0	79	17.3	378	82.7
Butler	85	368	370	83	368	100.0	50	13.6	318	86.4
Cambria	10	212	203	19	212	100.0	48	22.6	164	77.4
Centre	61	221	209	73	221	100.0	10	4.5	211	95.5
Fayette	75	573	577	71	573	100.0	82	14.3	491	85.7
Franklin	45 (R)	193	191	47	193	100.0	31	16.1	162	83.9
Monroe	21	622	615	28	622	100.0	134	21.5	488	78.5
Schuylkill	38	355	344	49	355	100.0	12	3.4	343	96.6
Washington	134	724	721	137	724	100.0	128	17.7	596	82.3
<b><u>5th Class Counties</u></b>										
Adams	17	130	127	20	129	99.2	7	5.4	122	94.6
Blair	103	567	499	171	567	100.0	18	3.2	549	96.8
Lawrence	163	367	372	158	367	100.0	24	6.5	343	93.5
Lebanon	51	338	331	58	338	100.0	29	8.6	309	91.4
Lycoming	17	474	448	43	474	100.0	26	5.5	448	94.5
Mercer	27	421	426	22	421	100.0	51	12.1	370	87.9
Northumberland	19	359	368	10	355	98.9	46	13.0	309	87.0

Family Court Caseload - 2021 Protection From Abuse Filings

	Begin Pending	New Cases Filed	Cases Processed	End Pending	Of the New Cases Filed:					
					Petitions Requesting Temporary Orders	%	Temporary Orders Denied	%	Temporary Orders Granted	%
<b><u>6th Class Counties</u></b>										
Armstrong	26	150	153	23	150	100.0	4	2.7	146	97.3
Bedford	92	96	6	182	96	100.0	14	14.6	82	85.4
Bradford	17	286	284	19	286	100.0	70	24.5	216	75.5
Carbon	27	339	331	35	339	100.0	57	16.8	282	83.2
Clarion	3 (R)	30	30	3	30	100.0	0	--	30	100.0
Clearfield	12	113	120	5	113	100.0	4	3.5	109	96.5
Clinton	49	120	124	45	120	100.0	5	4.2	115	95.8
Columbia	21	174	147	48	174	100.0	4	2.3	170	97.7
Crawford	4	182	177	9	182	100.0	0	--	182	100.0
Elk	28	92	91	29	92	100.0	24	26.1	68	73.9
Greene	15	131	129	17	131	100.0	3	2.3	128	97.7
Huntingdon	10	125	114	21	125	100.0	23	18.4	102	81.6
Indiana	3	174	169	8	174	100.0	1	0.6	173	99.4
Jefferson	5	81	76	10	81	100.0	22	27.2	59	72.8
McKean	25	108	93	40	108	100.0	0	--	108	100.0
Mifflin	13	51	62	2	51	100.0	2	3.9	49	96.1
Perry	9	127	136	0	127	100.0	7	5.5	120	94.5
Pike	42	128	145	25	128	100.0	39	30.5	89	69.5
Somerset	13	133	128	18	133	100.0	6	4.5	127	95.5
Susquehanna	12 (R)	195	195	12	195	100.0	25	12.8	170	87.2
Tioga	16 (R)	25	20	21	25	100.0	0	--	25	100.0
Venango	30	101	55	76	101	100.0	6	5.9	95	94.1
Warren	3 (R)	62	61	4	62	100.0	4	6.5	58	93.5
Wayne	21	154	163	12	154	100.0	18	11.7	136	88.3
<b><u>7th Class Counties</u></b>										
Juniata	4	18	15	7	18	100.0	0	--	18	100.0
Snyder	6	74	74	6	74	100.0	8	10.8	66	89.2
Union	6 (R)	61	61	6	61	100.0	0	--	61	100.0
Wyoming	9	71	72	8	70	98.6	9	12.9	61	87.1
<b><u>8th Class Counties</u></b>										
Cameron	6	12	15	3	12	100.0	3	25.0	9	75.0
Forest	1	4	3	2	4	100.0	2	50.0	2	50.0
Fulton	0	16	13	3	16	100.0	2	12.5	14	87.5
Montour	10	23	25	8	23	100.0	3	13.0	20	87.0
Potter	7	46	51	2	46	100.0	3	6.5	43	93.5
Sullivan	0	12	9	3	12	100.0	0	--	12	100.0

(R) - Revised

## Family Court Caseload - 2021 Protection From Abuse Processed

	Final Order				Temporary Order				Plaintiff Did Not Appear	
	Granted	%	Denied	%	Dismissed	%	Denied	%		%
<b><u>1st Class County</u></b>										
Philadelphia	1,057	14.9	51	0.7	482	6.8	0	--	3,749	53.0
<b><u>2nd Class County</u></b>										
Allegheny	620	17.6	105	3.0	0	--	198	5.6	655	18.6
<b><u>2A Class Counties</u></b>										
Bucks	149	18.8	64	8.1	2	0.3	6	0.8	113	14.2
Delaware	280	13.8	275	13.6	25	1.2	97	4.8	796	39.4
Montgomery	275	16.2	194	11.4	0	--	98	5.8	241	14.2
<b><u>3rd Class Counties</u></b>										
Berks	220	15.5	0	--	248	17.5	136	9.6	303	21.4
Chester	111	19.6	2	0.4	286	50.4	20	3.5	14	2.5
Cumberland	110	25.5	7	1.6	30	7.0	1	0.2	23	5.3
Dauphin	278	19.5	245	17.2	4	0.3	192	13.5	167	11.7
Erie	170	20.8	33	4.0	0	--	187	22.9	140	17.1
Lackawanna	71	10.3	20	2.9	0	--	0	--	114	16.6
Lancaster	171	14.3	58	4.9	0	--	35	2.9	343	28.7
Lehigh	280	17.2	0	--	277	17.0	100	6.1	412	25.3
Luzerne	335	21.0	126	7.9	0	--	0	--	295	18.5
Northampton	220	22.8	67	7.0	276	28.6	45	4.7	153	15.9
Westmoreland	244	27.7	1	0.1	153	17.4	88	10.0	148	16.8
York	246	15.6	149	9.5	2	0.1	59	3.8	387	24.6
<b><u>4th Class Counties</u></b>										
Beaver	57	12.2	14	3.0	143	30.6	73	15.6	96	20.5
Butler	49	13.2	15	4.1	123	33.2	50	13.5	54	14.6
Cambria	36	17.7	25	12.3	1	0.5	28	13.8	8	3.9
Centre	50	23.9	18	8.6	31	14.8	0	--	17	8.1
Fayette	88	15.3	22	3.8	0	--	26	4.5	152	26.3
Franklin	43	22.5	0	--	55	28.8	29	15.2	2	1.0
Monroe	70	11.4	54	8.8	0	--	21	3.4	168	27.3
Schuylkill	111	32.3	31	9.0	0	--	12	3.5	62	18.0
Washington	131	18.2	32	4.4	0	--	127	17.6	79	11.0
<b><u>5th Class Counties</u></b>										
Adams	21	16.5	6	4.7	0	--	5	3.9	7	5.5
Blair	169	33.9	1	0.2	15	3.0	12	2.4	86	17.2
Lawrence	93	25.0	15	4.0	47	12.6	23	6.2	112	30.1
Lebanon	76	23.0	9	2.7	0	--	20	6.0	59	17.8
Lycoming	77	17.2	37	8.3	0	--	26	5.8	42	9.4
Mercer	213	50.0	64	15.0	0	--	5	1.2	47	11.0
Northumberland	109	29.6	27	7.3	15	4.1	38	10.3	56	15.2

## Family Court Caseload - 2021 Protection From Abuse Processed

	Petition Withdrawn	%	Stipulation or Agreement	%	Other	%	Transferred	%	Cases Processed
<b><u>1st Class County</u></b>									
Philadelphia	1,127	15.9	527	7.4	82	1.2	0	--	7,075
<b><u>2nd Class County</u></b>									
Allegheny	1,413	40.1	530	15.1	0	--	0	--	3,521
<b><u>2A Class Counties</u></b>									
Bucks	262	33.0	191	24.1	6	0.8	0	--	793
Delaware	497	24.6	52	2.6	0	--	0	--	2,022
Montgomery	556	32.8	333	19.6	0	--	0	--	1,697
<b><u>3rd Class Counties</u></b>									
Berks	284	20.0	226	15.9	0	--	0	--	1,417
Chester	39	6.9	95	16.8	0	--	0	--	567
Cumberland	113	26.2	147	34.1	0	--	0	--	431
Dauphin	261	18.3	274	19.2	2	0.1	1	0.1	1,424
Erie	56	6.9	230	28.2	0	--	1	0.1	817
Lackawanna	255	37.2	226	32.9	0	--	0	--	686
Lancaster	396	33.2	187	15.7	4	0.3	0	--	1,194
Lehigh	309	18.9	245	15.0	4	0.2	4	0.2	1,631
Luzerne	398	24.9	443	27.7	0	--	0	--	1,597
Northampton	96	10.0	105	10.9	1	0.1	1	0.1	964
Westmoreland	180	20.5	66	7.5	0	--	0	--	880
York	353	22.4	372	23.6	1	0.1	4	0.3	1,573
<b><u>4th Class Counties</u></b>									
Beaver	61	13.0	24	5.1	0	--	0	--	468
Butler	26	7.0	53	14.3	0	--	0	--	370
Cambria	32	15.8	73	36.0	0	--	0	--	203
Centre	35	16.7	22	10.5	36	17.2	0	--	209
Fayette	143	24.8	145	25.1	1	0.2	0	--	577
Franklin	6	3.1	43	22.5	13	6.8	0	--	191
Monroe	105	17.1	197	32.0	0	--	0	--	615
Schuylkill	47	13.7	80	23.3	1	0.3	0	--	344
Washington	188	26.1	160	22.2	1	0.1	3	0.4	721
<b><u>5th Class Counties</u></b>									
Adams	25	19.7	63	49.6	0	--	0	--	127
Blair	168	33.7	47	9.4	0	--	1	0.2	499
Lawrence	41	11.0	34	9.1	0	--	7	1.9	372
Lebanon	69	20.8	97	29.3	1	0.3	0	--	331
Lycoming	110	24.6	156	34.8	0	--	0	--	448
Mercer	91	21.4	6	1.4	0	--	0	--	426
Northumberland	61	16.6	37	10.1	25	6.8	0	--	368

Family Court Caseload - 2021 Protection From Abuse Processed

	Final Order				Temporary Order				Plaintiff Did Not Appear	
	Granted	%	Denied	%	Dismissed	%	Denied	%	Not Appear	%
<b><u>6th Class Counties</u></b>										
Armstrong	33	21.6	1	0.7	1	0.7	1	0.7	4	2.6
Bedford	0	--	0	--	0	--	0	--	0	--
Bradford	56	19.7	1	0.4	37	13.0	65	22.9	53	18.7
Carbon	65	19.6	44	13.3	1	0.3	0	--	81	24.5
Clarion	19	63.3	0	--	6	20.0	0	--	2	6.7
Clearfield	50	41.7	10	8.3	0	--	4	3.3	7	5.8
Clinton	32	25.8	2	1.6	37	29.8	0	--	2	1.6
Columbia	54	36.7	21	14.3	0	--	0	--	12	8.2
Crawford	29	16.4	10	5.6	0	--	0	--	21	11.9
Elk	26	28.6	15	16.5	3	3.3	11	12.1	10	11.0
Greene	22	17.1	0	--	9	7.0	1	0.8	22	17.1
Huntingdon	22	19.3	9	7.9	1	0.9	13	11.4	18	15.8
Indiana	37	21.9	6	3.6	0	--	0	--	14	8.3
Jefferson	13	17.1	1	1.3	1	1.3	22	28.9	0	--
McKean	63	67.7	6	6.5	0	--	0	--	5	5.4
Mifflin	15	24.2	0	--	3	4.8	0	--	6	9.7
Perry	46	33.8	0	--	29	21.3	0	--	6	4.4
Pike	22	15.2	15	10.3	6	4.1	31	21.4	13	9.0
Somerset	25	19.5	7	5.5	2	1.6	1	0.8	16	12.5
Susquehanna	56	28.7	24	12.3	1	0.5	26	13.3	5	2.6
Tioga	12	60.0	0	--	0	--	0	--	0	--
Venango	24	43.6	4	7.3	0	--	0	--	6	10.9
Warren	21	34.4	2	3.3	0	--	4	6.6	1	1.6
Wayne	36	22.1	9	5.5	2	1.2	0	--	45	27.6
<b><u>7th Class Counties</u></b>										
Juniata	6	40.0	1	6.7	2	13.3	0	--	0	--
Snyder	22	29.7	0	--	10	13.5	6	8.1	2	2.7
Union	27	44.3	0	--	19	31.1	3	4.9	7	11.5
Wyoming	44	61.1	2	2.8	2	2.8	8	11.1	7	9.7
<b><u>8th Class Counties</u></b>										
Cameron	6	40.0	2	13.3	1	6.7	2	13.3	2	13.3
Forest	2	66.7	0	--	0	--	0	--	0	--
Fulton	6	46.2	1	7.7	4	30.8	2	15.4	0	--
Montour	12	48.0	1	4.0	0	--	0	--	2	8.0
Potter	25	49.0	1	2.0	0	--	0	--	0	--
Sullivan	7	77.8	0	--	2	22.2	0	--	0	--

Family Court Caseload - 2021 Protection From Abuse Processed

	Petition Withdrawn	%	Stipulation or Agreement	%	Other	%	Transferred	%	Cases Processed
<b><u>6th Class Counties</u></b>									
Armstrong	51	33.3	62	40.5	0	--	0	--	153
Bedford *	0	--	6	100.0	0	--	0	--	6
Bradford	39	13.7	33	11.6	0	--	0	--	284
Carbon	102	30.8	37	11.2	1	0.3	0	--	331
Clarion	3	10.0	0	--	0	--	0	--	30
Clearfield	14	11.7	35	29.2	0	--	0	--	120
Clinton	29	23.4	22	17.7	0	--	0	--	124
Columbia	49	33.3	11	7.5	0	--	0	--	147
Crawford	45	25.4	72	40.7	0	--	0	--	177
Elk	19	20.9	6	6.6	1	1.1	0	--	91
Greene	43	33.3	32	24.8	0	--	0	--	129
Huntingdon	22	19.3	29	25.4	0	--	0	--	114
Indiana	65	38.5	47	27.8	0	--	0	--	169
Jefferson	9	11.8	30	39.5	0	--	0	--	76
McKean	18	19.4	1	1.1	0	--	0	--	93
Mifflin	26	41.9	12	19.4	0	--	0	--	62
Perry	7	5.1	48	35.3	0	--	0	--	136
Pike	35	24.1	23	15.9	0	--	0	--	145
Somerset	27	21.1	42	32.8	8	6.3	0	--	128
Susquehanna	44	22.6	33	16.9	6	3.1	0	--	195
Tioga	8	40.0	0	--	0	--	0	--	20
Venango	12	21.8	6	10.9	3	5.5	0	--	55
Warren	7	11.5	26	42.6	0	--	0	--	61
Wayne	34	20.9	36	22.1	1	0.6	0	--	163
<b><u>7th Class Counties</u></b>									
Juniata	4	26.7	2	13.3	0	--	0	--	15
Snyder	19	25.7	12	16.2	2	2.7	1	1.4	74
Union	4	6.6	1	1.6	0	--	0	--	61
Wyoming	2	2.8	6	8.3	0	--	1	1.4	72
<b><u>8th Class Counties</u></b>									
Cameron	1	6.7	1	6.7	0	--	0	--	15
Forest	0	--	0	--	1	33.3	0	--	3
Fulton	0	--	0	--	0	--	0	--	13
Montour	3	12.0	1	4.0	5	20.0	1	4.0	25
Potter	0	--	25	49.0	0	--	0	--	51
Sullivan	0	--	0	--	0	--	0	--	9

\*Bedford-Low dispositions compared to New Cases Filed due to docketing delays that will be corrected in 2022 reports



---

---

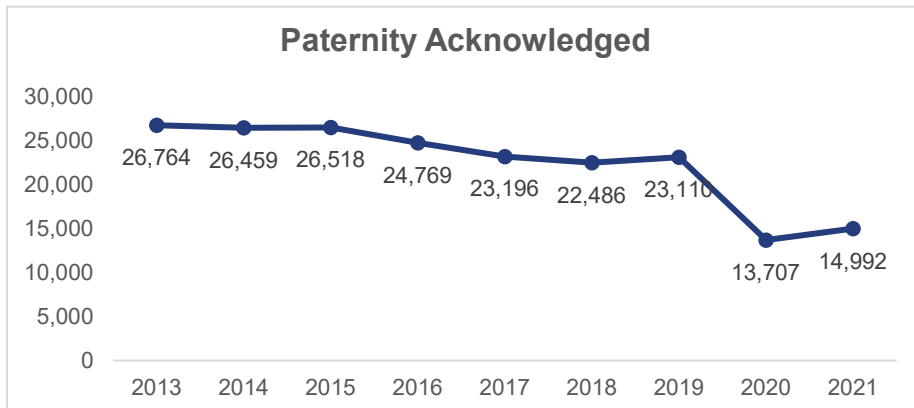
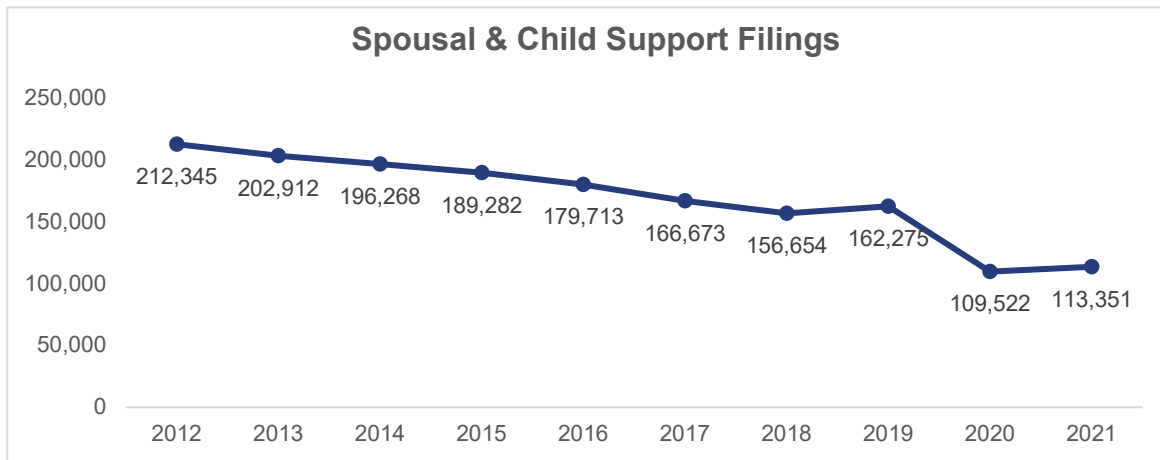
## **PROTECTION FROM ABUSE**

*... cases in which a plaintiff has petitioned the court of common pleas for relief from abuse by a defendant who is a household member, intimate partner, or shares biological parenthood.*

<b>Cases Processed</b>	A petition is processed when a final order granting or denying the petition is entered by the court, or the petition is dismissed, denied, withdrawn, or otherwise terminated.
<b>Final Order After Evidentiary Hearing Before a Judge</b>	A final order granting or denying the petition is entered following an evidentiary hearing before a judge.
<b>Final Order by Stipulation or Agreement Between the Parties</b>	A petition was resolved by stipulation or agreement between the parties regardless of whether or not a hearing was started before the court. Also included in this category are consent agreements.
<b>New Cases Filed</b>	A new case is a petition filed with the prothonotary during the year, regardless of the number of protected persons listed on the petition. NOT included are indirect criminal contempt actions or ancillary petitions such as petitions to modify, extend or terminate an existing order.
<b>Other Disposition</b>	A residual disposition category for petitions processed by procedures not specified in the main disposition categories.
<b>Petitions Requesting Temporary Orders</b>	Of the new petitions filed, the number of plaintiffs requesting a temporary protection order.
<b>Petition Withdrawn by Plaintiff</b>	A petition is withdrawn by the petitioner prior to or during the hearing.
<b>Plaintiff Did Not Appear for an Evidentiary Hearing</b>	A petition was terminated because the plaintiff did not attend the scheduled hearing.
<b>Temporary Orders Denied</b>	Of those plaintiffs requesting a temporary order, the number of requests that were denied.
<b>Temporary Order Denied After Ex Parte Hearing and No Evidentiary Hearing Scheduled</b>	The petition is terminated due to the denial of a temporary order and no further proceedings are scheduled.
<b>Temporary Order Dismissed After Evidentiary Hearing and No Final Order Entered</b>	A temporary order was granted, but later dismissed at either the 10-day hearing or following a period where the temporary order was continued; no final order is entered and no further proceedings are scheduled.
<b>Temporary Orders Granted</b>	Of those plaintiffs requesting a temporary order, the number of requests that were granted.
<b>Transferred to Another Jurisdiction</b>	A petition was transferred to another jurisdiction for disposition. Active PFA orders transferred to another jurisdiction for enforcement are NOT included.

# 2021 Common Pleas State Totals Support & Paternity

Spousal & Child Support		Paternity	
<b>Cases Pending 1/1/21</b>	<b>46,514</b>	<b><u>Acknowledgements Filed:</u></b>	
New Cases Filed	113,351	Non-Domestic Relations Section	12,302
Dockets Transferred In (plus)	2,156	During Conference	1,528
Dockets Transferred Out (minus)	1,831	Non-Stipulated (post genetic test)	124
<b>Cases Available for Processing</b>	<b>160,190</b>	Pre-Trial Conference	1,038
Processed By:		<b>Total</b>	<b>14,992</b>
Judge	4,208	<b><u>Established:</u></b>	
Non-Judicial Officer	109,805	Stipulated by Genetic Test	1,797
<i>Intake Officer</i>	97,172	Default: Father Failed to Appear	1,294
<i>Hearing Officer</i>	12,633	Adjudication by Court Proceeding	118
Other	110	Out of State	3,152
<b>Cases Processed</b>	<b>114,123</b>	<b>Total</b>	<b>6,361</b>
<b>Cases Pending 12/31/21</b>	<b>46,067</b>	<b>Pending as of 12/31/2021</b>	<b>11,480</b>



---

---

## PACSES NOTE

Support data for each judicial district are supplied to the Administrative Office from the Department of Public Welfare's automated system "Pennsylvania Child Support Enforcement System" (PACSES). The Non-Judicial Officer disposition category is divided into two subcategories - Conference/Intake Officer and Hearing Officer - to better reflect the different procedures by which support cases may be disposed.

Pa.R.C.P.1910.10 requires counties to choose one of two procedures for hearing support matters. The president judge or the administrative judge of the family division of each county must certify to the Domestic Relations Procedural Rules Committee that support proceedings are conducted in accordance with Rule 1910.11 or Rule 1910.12.

In counties operating under Pa.R.C.P.1910.11, a conference is held before a conference/intake officer, an interim order is then entered, and if one or both of the parties are dissatisfied, a hearing *de novo* is held before a judge. Counties operating under Pa.R.C.P.1910.11 do not utilize hearing officers; hearing officers are attorneys appointed by the court.

The procedures set forth in Pa.R.C.P.1910.12 provide for a conference before a conference/intake officer and an interim order. If one or both parties are not satisfied with the interim order, a *de novo* hearing on the record is held before a hearing officer. The hearing officer then issues a report with recommendations, to which the parties may file exceptions with a judge.

<u>Pa. R.C.P. 1910.11</u>			<u>Pa. R.C.P. 1910.12</u>	
Adams	Fulton	Somerset	Allegheny	Lebanon
Beaver	Greene	Sullivan	Armstrong	Lehigh
Bedford	Huntingdon	Tioga	Berks	Luzerne
Blair	Jefferson	Union	Bradford	Lycoming
Bucks	Juniata	Wayne	Cambria	McKean
Butler	Lancaster	Wyoming	Carbon	Monroe
Cameron	Lawrence	York	Chester	Montgomery *
Centre	Mercer		Clarion	Montour
Clearfield	Mifflin		Columbia	Philadelphia
Clinton	Northampton		Cumberland	Schuylkill
Crawford	Northumberland		Elk	Susquehanna
Dauphin	Perry		Forest	Venango
Delaware	Pike		Franklin	Warren
Erie	Potter		Indiana	Washington
Fayette	Snyder		Lackawanna	Westmoreland

\* Montgomery County uses hearings conducted by a conciliator, which is followed by an off-the-record *de novo* hearing before an attorney master/conference officer, followed by a *de novo* hearing before a judge.

Please note that in support cases, the "Other" category is only used to report cases that are transferred to another county or state. Dismissals, withdrawals, stipulations and agreements between the parties are included in the Conference/Intake Officer, Hearing Officer, or Judge categories, as appropriate.

Family Court Caseload - 2021 Spousal & Child Support

	Begin Pending	New Cases Filed	(plus) Dockets Transferred In	(minus) Dockets Transferred Out	Cases Processed	End Pending	Processed By:			
							Judge	Intake Officer	Hearing Officer	Other
<b><u>1st Class County</u></b>										
Philadelphia	20,896	13,304	204	223	13,529	20,652	231	9,522	3,773	3
<b><u>2nd Class County</u></b>										
Allegheny	4,503	10,989	123	97	11,249	4,269	71	8,640	2,504	34
<b><u>2A Class Counties</u></b>										
Bucks	817	2,887	32	60	2,974	702	568	2,406	0	0
Delaware	2,340	5,285	156	108	4,941	2,732	279	2,551	2,107	4
Montgomery	674	2,789	40	43	2,749	711	148	1,840	707	54
<b><u>3rd Class Counties</u></b>										
Berks	1,602	4,795	64	71	5,108	1,282	30	4,382	694	2
Chester	765	1,752	45	61	1,776	725	94	1,597	85	0
Cumberland	388	2,054	27	28	2,145	296	20	1,962	163	0
Dauphin	1,167	4,551	94	24	4,703	1,085	201	4,502	0	0
Erie	593	4,962	18	14	4,868	691	229	4,639	0	0
Lackawanna	667	2,404	34	66	2,332	707	0	2,269	60	3
Lancaster	1,088	3,680	62	136	3,682	1,012	415	3,267	0	0
Lehigh	678	2,752	57	65	2,820	602	36	2,314	470	0
Luzerne	416	2,011	22	15	1,872	562	51	1,794	27	0
Northampton	750	3,117	66	106	3,190	637	242	2,948	0	0
Westmoreland	1,378	3,425	45	52	3,453	1,343	4	3,311	138	0
York	703	5,186	103	39	5,192	761	218	4,974	0	0
<b><u>4th Class Counties</u></b>										
Beaver	229	1,363	18	17	1,381	212	71	1,310	0	0
Butler	262	1,215	15	25	1,230	237	95	1,135	0	0
Cambria	284	1,483	97	20	1,582	262	17	1,468	97	0
Centre	95	748	10	5	762	86	25	737	0	0
Fayette	214	1,483	16	19	1,473	221	79	1,394	0	0
Franklin	206	1,572	17	12	1,531	252	1	1,476	54	0
Monroe	459	1,208	19	28	1,278	380	0	1,184	94	0
Schuylkill	277	1,389	23	24	1,347	318	0	1,290	57	0
Washington	633	1,587	21	23	1,683	535	12	1,520	151	0
<b><u>5th Class Counties</u></b>										
Adams	325	1,065	7	10	1,025	362	41	984	0	0
Blair	224	1,077	18	9	1,080	230	99	981	0	0
Lawrence	211	1,447	13	33	1,362	276	103	1,259	0	0
Lebanon	264	1,499	18	37	1,421	323	44	1,100	277	0
Lycoming	76	1,342	13	18	1,258	155	9	1,045	204	0
Mercer	509	2,421	64	63	2,450	481	108	2,342	0	0
Northumberland	116	944	30	31	935	124	16	899	20	0

Data provided by PACSES

\* "Exceptions" from a Master/Conference Officer are not reported by PACSES.

Family Court Caseload - 2021 Spousal & Child Support

	Begin Pending	New Cases Filed	(plus) Dockets Transferred In	(minus) Dockets Transferred Out	Cases Processed	End Pending	Processed By:			
							Judge	Intake Officer	Hearing Officer	Other
<b><u>6th Class Counties</u></b>										
Armstrong	63	431	7	19	406	76	3	356	46	1
Bedford	78	379	8	3	359	103	34	325	0	0
Bradford	163	924	9	16	950	130	142	505	303	0
Carbon	136	838	54	16	868	144	11	804	53	0
Clarion	25	468	5	4	452	42	4	419	29	0
Clearfield	100	911	112	2	1,031	90	31	998	0	2
Clinton	34	428	10	3	435	34	20	415	0	0
Columbia/Montour*	208	961	14	16	993	174	13	910	70	0
Crawford	118	997	16	6	976	149	24	952	0	0
Elk	63	283	6	3	284	65	5	260	19	0
Greene	150	528	10	2	515	171	31	483	1	0
Huntingdon	118	674	125	11	748	158	26	722	0	0
Indiana	217	849	51	22	920	175	5	875	40	0
Jefferson	76	361	5	10	364	68	14	350	0	0
McKean	113	387	3	8	380	115	34	91	255	0
Mifflin	86	706	11	6	713	84	18	695	0	0
Perry	66	388	8	7	376	79	20	350	0	6
Pike	77	511	13	3	504	94	17	487	0	0
Somerset	114	819	6	5	735	199	38	697	0	0
Susquehanna	63	402	11	2	403	71	4	342	57	0
Tioga	40	625	4	4	605	60	15	590	0	0
Venango	147	541	10	18	573	107	43	479	51	0
Warren/Forest*	101	471	9	7	488	86	3	458	27	0
Wayne	57	325	11	14	310	69	21	289	0	0
<b><u>7th Class Counties</u></b>										
Juniata	32	206	1	4	205	30	9	196	0	0
Snyder	46	177	11	6	174	54	25	149	0	0
Union	50	349	28	16	371	40	21	350	0	0
Wyoming	57	272	3	14	271	47	15	256	0	0
<b><u>8th Class Counties</u></b>										
Cameron	14	62	0	0	58	18	4	54	0	0
Fulton	11	125	1	1	124	12	0	123	0	1
Potter	75	128	3	0	113	93	1	112	0	0
Sullivan	7	39	0	1	38	7	0	38	0	0

Data provided by PACSES

\* Domestic Relations Office combined, breakout not available.

---

---

## **SPOUSAL & CHILD SUPPORT**

*... those cases in which a complaint has been filed requesting the court to require maintenance of a spouse or child by a person required by law to provide such maintenance.*

<b>Cases Processed</b>	A case is considered processed when a final order is entered.
<b>Conference/Intake Officer</b>	A type of non-judicial officer who conducts an office conference pursuant to Pa.R.C.P. 1910.11. A support complaint is considered processed by a conference/intake officer if:  <ol style="list-style-type: none"><li>1) an agreement is reached during an office conference and the court approves the agreement; or,</li><li>2) no party demands a hearing within 20 days after an office conference.</li></ol>
<b>Dockets Transferred In/Out</b>	Refers to the number of cases transferred from/to another county or state before a support order is established.
<b>Hearing Officer</b>	A type of non-judicial officer (an attorney) who conducts a hearing on the record and files an interim order to the court pursuant to Pa.R.C.P. 1910.12. A support petition is considered processed by a hearing officer if no party files exceptions to any part of the resulting interim order.
<b>Judge</b>	This disposition type refers to the number of cases in which disputed issues of fact were heard by a judge in an evidentiary proceeding.
<b>New Cases Filed</b>	A new support case is initiated with the filing of a complaint with the domestic relations section of the court of common pleas. Included are incoming reciprocal cases, petitions for modification or termination, and alimony pendente lite.
<b>Other</b>	This disposition type refers to the number of cases not processed by a judge or conference/intake officer. Dismissals, withdrawals, stipulations and agreements between the parties are included in Conference/Intake Officer, Hearing Officer, or Judge categories, as appropriate.

Family Court Caseload - 2021 Paternity Acknowledgements Filed

	Non-Domestic Relations Section	During Conference	Non-Stipulated (post genetic test)	Pre-Trial Conference	Total
<b><u>1st Class County</u></b>					
Philadelphia	2,328	194	12	483	3,017
<b><u>2nd Class County</u></b>					
Allegheny	676	356	40	8	1,080
<b><u>2A Class Counties</u></b>					
Bucks	316	62	0	5	383
Delaware	618	90	1	32	741
Montgomery	357	39	0	3	399
<b><u>3rd Class Counties</u></b>					
Berks	610	4	0	84	698
Chester	233	44	2	11	290
Cumberland	154	25	4	4	187
Dauphin	450	51	0	30	531
Erie	374	44	0	1	419
Lackawanna	245	48	31	0	324
Lancaster	505	26	4	45	580
Lehigh	470	43	2	38	553
Luzerne	444	32	4	8	488
Northampton	304	57	1	7	369
Westmoreland	323	37	0	1	361
York	503	19	0	69	591
<b><u>4th Class Counties</u></b>					
Beaver	136	21	2	1	160
Butler	98	14	0	5	117
Cambria	155	18	2	10	185
Centre	61	6	0	0	67
Fayette	133	26	0	0	159
Franklin	167	9	0	20	196
Monroe	135	0	0	21	156
Schuylkill	151	11	0	0	162
Washington	139	2	0	0	141
<b><u>5th Class Counties</u></b>					
Adams	100	4	0	1	105
Blair	147	17	0	1	165
Lawrence	121	19	0	5	145
Lebanon	157	32	1	1	191
Lycoming	134	13	1	3	151
Mercer	145	21	0	1	167
Northumberland	118	5	2	8	133

Data provided by PACSES

Family Court Caseload - 2021 Paternity Acknowledgements Filed

	Non-Domestic Relations Section	During Conference	Non-Stipulated (post genetic test)	Pre-Trial Conference	Total
<b><u>6th Class Counties</u></b>					
Armstrong	46	5	0	0	51
Bedford	37	12	2	0	51
Bradford	87	12	3	2	104
Carbon	80	3	0	18	101
Clarion	16	5	0	13	34
Clearfield	94	12	0	1	107
Clinton	47	7	0	2	56
Columbia/Montour*	79	7	4	0	90
Crawford	85	0	0	11	96
Elk	23	11	0	1	35
Greene	31	14	0	1	46
Huntingdon	66	1	0	9	76
Indiana	44	7	0	1	52
Jefferson	41	1	0	4	46
McKean	27	0	0	18	45
Mifflin	27	1	0	0	28
Perry	35	1	0	1	37
Pike	32	5	0	1	38
Somerset	78	6	0	1	85
Susquehanna	40	3	1	0	44
Tioga	40	4	0	0	44
Venango	35	7	0	28	70
Warren/Forest*	39	1	1	9	50
Wayne	65	0	0	8	73
<b><u>7th Class Counties</u></b>					
Juniata	14	4	0	1	19
Snyder	14	0	0	0	14
Union	24	0	0	0	24
Wyoming	30	5	3	0	38
<b><u>8th Class Counties</u></b>					
Cameron	9	2	0	0	11
Fulton	10	1	0	2	13
Potter	0	1	0	0	1
Sullivan	0	1	1	0	2

Data provided by PACSES

\* Domestic Relations Office combined, breakout not available.



Family Court Caseload - 2021 Paternity Established/Pending

	Stipulated by Genetic Test	Default: Father Failed to Appear	Adjudication by Court Proceeding	Out of State	Total	Pending
<b><u>1st Class County</u></b>						
Philadelphia	298	433	0	417	1,148	7,397
<b><u>2nd Class County</u></b>						
Allegheny	96	176	0	104	376	735
<b><u>2A Class Counties</u></b>						
Bucks	27	15	2	126	170	100
Delaware	132	47	1	100	280	423
Montgomery	37	29	0	74	140	123
<b><u>3rd Class Counties</u></b>						
Berks	110	25	0	156	291	215
Chester	18	31	0	22	71	94
Cumberland	5	29	2	64	100	31
Dauphin	94	7	82	140	323	285
Erie	166	36	5	73	280	107
Lackawanna	13	17	0	69	99	114
Lancaster	9	98	18	121	246	213
Lehigh	47	43	0	199	289	99
Luzerne	57	23	0	170	250	134
Northampton	19	39	0	81	139	70
Westmoreland	59	5	0	45	109	70
York	69	13	1	274	357	140
<b><u>4th Class Counties</u></b>						
Beaver	25	4	0	35	64	51
Butler	7	1	0	23	31	17
Cambria	27	6	0	33	66	44
Centre	8	0	0	12	20	8
Fayette	15	0	0	33	48	48
Franklin	26	4	0	67	97	57
Monroe	21	35	0	83	139	81
Schuylkill	15	6	0	34	55	36
Washington	18	65	0	15	98	70
<b><u>5th Class Counties</u></b>						
Adams	1	13	0	37	51	54
Blair	12	1	0	10	23	67
Lawrence	38	3	0	39	80	31
Lebanon	12	4	0	62	78	41
Lycoming	24	3	7	27	61	45
Mercer	38	4	0	46	88	91
Northumberland	19	9	0	16	44	28

Data provided by PACSES

Family Court Caseload - 2021 Paternity Established/Pending

	Stipulated by Genetic Test	Default: Father Failed to Appear	Adjudication by Court Proceeding	Out of State	Total	Pending
<b><u>6th Class Counties</u></b>						
Armstrong	11	1	0	9	21	5
Bedford	3	0	0	9	12	11
Bradford	9	0	0	26	35	20
Carbon	14	0	0	12	26	20
Clarion	0	1	0	0	1	11
Clearfield	14	11	0	7	32	10
Clinton	10	0	0	7	17	13
Columbia/Montour*	3	3	0	22	28	28
Crawford	28	2	0	21	51	15
Elk	6	0	0	1	7	6
Greene	4	21	0	17	42	27
Huntingdon	7	0	0	3	10	21
Indiana	10	1	0	6	17	12
Jefferson	6	7	0	5	18	16
McKean	8	7	0	24	39	18
Mifflin	14	0	0	6	20	14
Perry	11	0	0	7	18	10
Pike	7	0	0	43	50	6
Somerset	4	7	0	22	33	15
Susquehanna	7	0	0	23	30	5
Tioga	9	0	0	26	35	9
Venango	12	4	0	4	20	12
Warren/Forest*	15	0	0	6	21	7
Wayne	2	2	0	14	18	15
<b><u>7th Class Counties</u></b>						
Juniata	5	0	0	4	9	5
Snyder	2	0	0	0	2	0
Union	4	2	0	9	15	8
Wyoming	0	0	0	1	1	6
<b><u>8th Class Counties</u></b>						
Cameron	1	1	0	1	3	3
Fulton	1	0	0	7	8	7
Potter	7	0	0	3	10	5
Sullivan	1	0	0	0	1	1

Data provided by PACSES

\* Domestic Relations Office combined, breakout not available.

---

---

## **PATERNITY**

*... legal determination of fatherhood. Paternity must be established before child or medical support can be ordered.*

**Pending Paternity**                      The number of cases in which a paternity matter has been filed, but there is no establishment or acknowledgement.

### **Paternity Acknowledgements Filed**

**During Conference**                      The alleged father signed the Acknowledgement of Paternity - Waiver of Trial (PE-010) at the initial child support conference.

**Non-Domestic Relations Section**                      The voluntary Acknowledgement of Paternity (AOP) interfaced between the Pennsylvania Child Support Enforcement System (PACSES) and the Paternity Tracking System (PTS) to establish paternity for the child.

**Non-Stipulated (post genetic test)**                      The alleged father signed the Acknowledgement of Paternity - Waiver of Trial (PE-010) after genetic tests were conducted and resulted in the alleged father being determined to be the biological father.

**Pre-Trial Conference**                      The alleged father signed the Acknowledgement of Paternity - Waiver of Trial (PE-010) at a child support conference.

### **Paternity Established**

**Stipulated by Genetic Tests**                      The alleged father requested genetic tests and signed a stipulation that if the test results had a 99% or higher probability of paternity, then the alleged father would be stipulated as the biological father of the child.

**Default - Father Failed to Appear**                      The alleged father failed to appear after being served for either a support conference, hearing, or genetic test, and a default paternity order was entered by the court.

**Adjudication by Court Proceeding**                      The alleged father was determined to be the biological father of the child through a court proceeding.

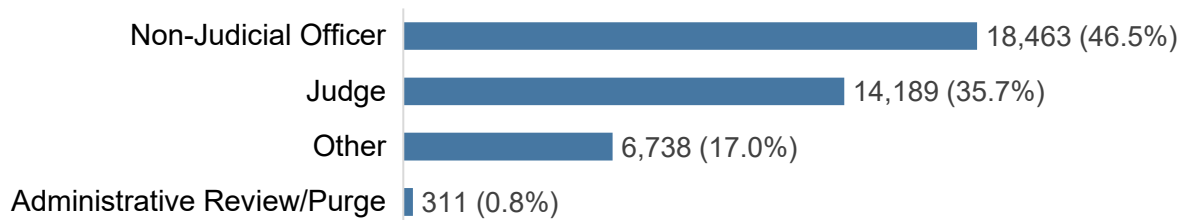
**Out of State**                      Paternity was established in another state, "Out of state only".

## 2021 Common Pleas State Totals Custody & Divorce

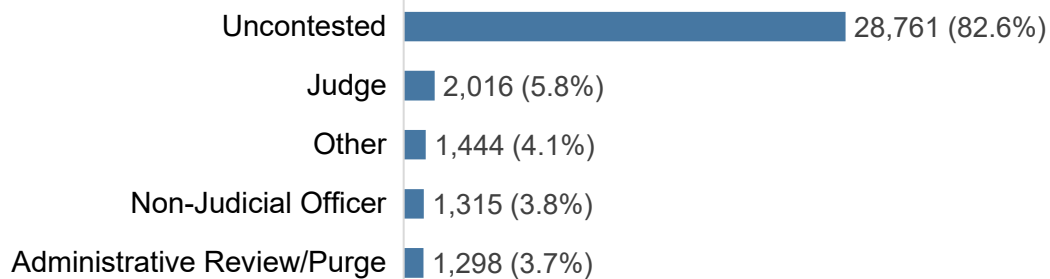
	Custody/ Partial Custody/ Visitation	Divorce
<b>Cases Pending 1/1/21</b>	<b>39,607</b> <sup>(R)</sup>	<b>78,141</b> <sup>(R)</sup>
New Cases Filed	42,240	36,319
<b>Cases Available for Processing</b>	<b>81,847</b>	<b>114,460</b>
<b>Cases Processed</b>	<b>39,701</b>	<b>34,834</b>
<b>Cases Pending 12/31/21</b>	<b>42,146</b>	<b>79,626</b>

### Processed By:

#### Custody/Partial Custody/Visitation:



#### Divorce:



(R) - Revised

Family Court Caseload - 2021 Custody/Partial Custody/Visitation

	Begin Pending	New Cases Filed	Cases Processed	End Pending	Processed By:			
					Judge	Non-Judicial Officer	Admin. Purge	Other
<b><u>1st Class County</u></b>								
Philadelphia	9,677	7,622	6,949	10,350	4,862	2,050	0	37
<b><u>2nd Class County</u></b>								
Allegheny	11,701	3,161	1,626	13,236	533	690	0	403
<b><u>2A Class Counties</u></b>								
Bucks	156	1,459	1,424	191	714	489	0	221
Delaware	3,289	1,527	1,113	3,703	63	939	0	111
Montgomery	567	4,303	4,059	811	2,326	1,481	0	252
<b><u>3rd Class Counties</u></b>								
Berks	641	899	980	560	534	316	0	130
Chester	245	954	928	271	80	418	72	358
Cumberland	123	704	646	181	170	427	0	49
Dauphin	270	1,030	1,038	262	94	691	0	253
Erie	128	1,047	1,027	148	276	543	0	208
Lackawanna	620	382	389	613	150	204	0	35
Lancaster	15	803	797	21	40	732	0	25
Lehigh	598	1,332	1,296	634	132	724	0	440
Luzerne	28	1,295	1,255	68	195	1,060	0	0
Northampton	404 (R)	914	882	436	42	582	0	258
Westmoreland	570	787	832	525	264	535	0	33
York	409	1,979	1,999	389	347	1,030	45	577
<b><u>4th Class Counties</u></b>								
Beaver	232	786	842	176	430	301	0	111
Butler	251	351	431	171	66	190	0	175
Cambria	585	269	300	554	114	138	1	47
Centre	91	414	419	86	310	0	0	109
Fayette	184	230	227	187	14	144	0	69
Franklin	45	277	282	40	0	231	0	51
Monroe	164	389	553	0	6	538	0	9
Schuylkill	524	477	454	547	209	196	0	49
Washington	428	445	395	478	0	191	0	204
<b><u>5th Class Counties</u></b>								
Adams	104	354	352	106	289	37	0	26
Blair	206	545	493	258	68	303	0	122
Lawrence	466 (R)	349	267	548	96	165	4	2
Lebanon	1,433	372	1,014	791	104	305	13	592
Lycoming	219	532	504	247	91	287	0	126
Mercer	231	385	312	304	58	187	0	67
Northumberland	214 (R)	901	917	198	169	425	5	318

Family Court Caseload - 2021 Custody/Partial Custody/Visitation

	Begin Pending	New Cases Filed	Cases Processed	End Pending	Processed By:			
					Judge	Non-Judicial Officer	Admin. Purge	Other
<b><u>6th Class Counties</u></b>								
Armstrong	92	131	164	59	32	30	11	91
Bedford	447	76	27	496	24	0	0	3
Bradford	175	283	254	204	48	58	0	148
Carbon	94	321	308	107	138	160	0	10
Clarion	41	130	126	45	42	18	0	66
Clearfield	242	192	165	269	26	139	0	0
Clinton	79	115	100	94	92	0	1	7
Columbia	189	224	184	229	13	160	0	11
Crawford	378	523	611	290	37	331	0	243
Elk	42	117	112	47	21	53	0	38
Greene	25	52	63	14	18	5	0	40
Huntingdon	133	94	91	136	82	0	0	9
Indiana	738	202	259	681	49	63	138	9
Jefferson	65	266	238	93	21	107	1	109
McKean	40	138	137	41	19	65	0	53
Mifflin	50	282	286	46	166	0	0	120
Perry	161 (R)	195	156	200	102	33	0	21
Pike	5	130	124	11	54	69	0	1
Somerset	82	226	239	69	7	142	17	73
Susquehanna	63	82	92	53	51	19	2	20
Tioga	38	192	165	65	49	116	0	0
Venango	765	78	3	840	0	0	0	3
Warren	309	114	127	296	47	50	0	30
Wayne	66 (R)	225	188	103	40	123	0	25
<b><u>7th Class Counties</u></b>								
Juniata	86	46	35	97	35	0	0	0
Snyder	38	125	127	36	51	50	0	26
Union	157	117	68	206	0	23	0	45
Wyoming	63	64	82	45	28	0	0	54
<b><u>8th Class Counties</u></b>								
Cameron	19	17	23	13	3	14	0	6
Forest	7	5	5	7	1	1	1	2
Fulton	39	31	10	60	6	2	0	2
Montour	24	86	80	30	5	74	0	1
Potter	26	72	42	56	33	9	0	0
Sullivan	11	15	8	18	3	0	0	5

(R) - Revised

---

---

## **CUSTODY/PARTIAL CUSTODY/VISITATION**

*... a category of cases which are legal proceedings to determine the right:*

- 1) Custody - to keep, control, guard, care for and preserve a child;**
- 2) Partial Custody - to take possession of a child from the custodial person for a specified length of time;**
- 3) Visitation - to visit a child without the right to remove a child from custodial person's control.**

<b>Cases Processed</b>	A case is considered processed when a final order is entered.
<b>Judge</b>	This disposition type refers to the number of cases in which disputed issues of fact were heard by a judge in an evidentiary proceeding. NOT included are those cases signed by a judge in which the agreement was reached by a hearing officer, mediator, or conciliator.
<b>New Cases Filed</b>	A new custody/partial custody/visitation case is initiated with the filing of a complaint. The unit of count is the petition and NOT the number of children listed on the petition. Included are petitions to modify existing custody or visitation orders. NOT included are petitions for special relief or emergency petitions.
<b>Non-Judicial Officer</b>	This disposition type refers to the number of cases processed or disposed by a mediator, conciliator, hearing officer, master or other domestic relations personnel.
<b>Other</b>	This disposition type refers to the number of cases not processed by a judge or non-judicial officer. Included are all cases which have been transferred, withdrawn, discontinued, administratively purged, and stipulations by the parties in which there was NO mediation, conciliation, or hearing before a hearing officer, master or judge.

Family Court Caseload - 2021 Divorce

	Begin Pending	New Cases Filed	Cases Processed	End Pending	Processed By:				
					Judge	Non-Judicial Officer	Uncontested	Admin. Purge	Other
<b><u>1st Class County</u></b>									
Philadelphia	16,581	2,009	1,553	17,037	1,546	0	0	0	7
<b><u>2nd Class County</u></b>									
Allegheny	6,768	2,327	2,212	6,883	109	269	1,826	0	8
<b><u>2A Class Counties</u></b>									
Bucks	769	1,215	1,214	770	14	87	1,113	0	0
Delaware	3,646	1,013	70	4,589	0	0	66	0	4
Montgomery	3,202	1,691	1,417	3,476	0	0	1,417(O)	0	0
<b><u>3rd Class Counties</u></b>									
Berks	1,916	977	1,141	1,752	27	84	841	0	189
Chester	202 (R)	1,037	1,133	106	36	162	771	0	164
Cumberland	774	687	717	744	0	9	675	0	33
Dauphin	848	718	716	850	0	0	620	73	23
Erie	426	505	495	436	0	0	477	0	18
Lackawanna	687	474	392	769	0	38	354	0	0
Lancaster	3,149	1,161	1,312	2,998	0	19	1,061	217	15
Lehigh	1,644	861	943	1,562	0	112	677	130	24
Luzerne	605	722	676	651	0	89	587	0	0
Northampton	3,162 (R)	796	769	3,189	1	48	692	0	28
Westmoreland	2,497 (R)	849	834	2,512	0	119	682	0	33
York	2,066	1,425	1,324	2,167	3	1	1,298	18	4
<b><u>4th Class Counties</u></b>									
Beaver	621	406	554	473	70	0	315	151	18
Butler	499	409	392	516	0	0	392	0	0
Cambria	575	317	368	524	4	1	283	56	24
Centre	1,116	256	211	1,161	0	0	203	0	8
Fayette	526 (R)	358	396	488	7	0	335	42	12
Franklin	707	462	475	694	0	2	422	0	51
Monroe	992	398	318	1,072	2	34	262	0	20
Schuylkill	645	373	403	615	0	13	314	58	18
Washington	601	551	547	605	0	22	525	0	0
<b><u>5th Class Counties</u></b>									
Adams	467	296	312	451	2	8	272	24	6
Blair	990	359	337	1,012	1	19	317	0	0
Lawrence	409	220	304	325	4	1	200	95	4
Lebanon	2,124	418	719	1,823	13	18	392	55	241
Lycoming	544	343	331	556	0	0	331	0	0
Mercer	345	312	325	332	1	9	274	25	16
Northumberland	122	329	314	137	17	13	246	14	24

(R) - Revised

(O) - Overinclusive, includes cases in which there was an evidentiary hearing before a judge.



Family Court Caseload - 2021 Divorce

	Begin Pending	New Cases Filed	Cases Processed	End Pending	Processed By:				
					Judge	Non-Judicial Officer	Uncontested	Admin. Purge	Other
<b><u>6th Class Counties</u></b>									
Armstrong	92	181	171	102	0	3	148	20	0
Bedford	228	137	142	223	90	0	49	0	3
Bradford	366 (R)	175	177	364	0	0	148	4	25
Carbon	170	175	169	176	0	2	135	0	32
Clarion	162	88	115	135	0	9	61	45	0
Clearfield	369	217	228	358	0	28	200	0	0
Clinton	145	122	128	139	18	0	98	1	11
Columbia	137	189	177	149	2	8	154	4	9
Crawford	382	293	280	395	0	7	184	67	22
Elk	172	79	80	171	0	1	44	34	1
Greene	113	123	122	114	0	1	91	0	30
Huntingdon	164	129	101	192	11	0	89	0	1
Indiana	425	218	301	342	0	0	187	110	4
Jefferson	152 (R)	154	144	162	2	1	127	12	2
McKean	29	137	117	49	0	6	109	0	2
Mifflin	162	133	160	135	0	0	143	15	2
Perry	207	129	127	209	2	8	113	0	4
Pike	219	126	138	207	0	20	118	0	0
Somerset	239	198	179	258	6	0	156	10	7
Susquehanna	148	120	130	138	23	15	82	5	5
Tioga	74 (R)	102	109	67	0	0	87	0	22
Venango	555 (R)	169	181	543	0	0	136	0	45
Warren	265	133	96	302	0	1	95	0	0
Wayne	197 (R)	140	140	197	1	10	113	0	16
<b><u>7th Class Counties</u></b>									
Juniata	83	67	51	99	1	1	47	0	2
Snyder	150	89	108	131	0	0	102	0	6
Union	106	84	101	89	0	4	78	0	19
Wyoming	85	74	65	94	0	0	57	6	2
<b><u>8th Class Counties</u></b>									
Cameron *	4,128 (R)	1,686	1,886	3,928	0	0	1,728	0	158
Forest	23	14	16	21	0	0	12	3	1
Fulton	57	36	40	53	1	0	30	0	9
Montour	68	45	56	57	1	11	35	3	6
Potter	8,039	6,267	5,557	8,749	1	2	5,554	0	0
Sullivan	5	16	18	3	0	0	11	1	6

(R) - Revised

(O) - Overinclusive, includes cases processed by Administrative Review/Purge.

---

---

## **DIVORCE**

*... a legal proceeding to dissolve a marriage.*

<b>Cases Processed</b>	A divorce case is counted as processed when a final decree is issued granting or denying the divorce. Equitable distribution may be ongoing though the petition is counted as disposed.
<b>Judge</b>	This disposition type refers to the number of cases in which disputed issues of fact were heard by a judge in an evidentiary proceeding. Included are single cases with multiple hearings AT LEAST ONE of which was held before a judge.
<b>New Cases Filed</b>	A new divorce action is initiated with the filing of a complaint.
<b>Non-Judicial Officer</b>	This disposition type refers to the number of cases in which disputed issues of fact were heard by a master in an evidentiary proceeding. Included are single cases with multiple hearings in which there were NO hearings before a judge.
<b>Other</b>	This disposition type refers to the number of cases not processed by a judge, or non-judicial officer, or matters which were not uncontested. Included are all cases which have been transferred, withdrawn, discontinued, administratively purged.
<b>Uncontested</b>	This disposition type refers to the number of matters resolved by mediation, conciliation or stipulation. Included are all matters resolved without an evidentiary hearing, i.e. those in which there was no evidentiary proceeding and the judge signed a final decree.

# 2021 Common Pleas State Totals Juvenile Delinquency

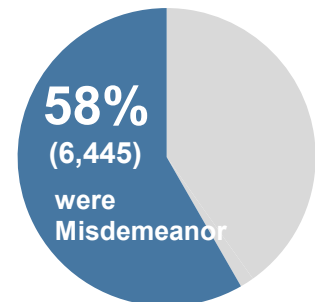
## Cases Pending Disposition

<b>Cases Pending 1/1/21</b>	<b>5,912<sup>(R)</sup></b>
New Cases	11,053
Consent Decree Revoked	300
Informal Adjustment Program Revoked	35
Alternative Program Revoked	0
Warrant Returned	771
Other	1,282
<b>Cases Available for Disposition</b>	<b>19,353</b>
Warrant Issued	839
Cases Disposed	12,706
<b>Cases Pending 12/31/21</b>	<b>5,808</b>

## New Cases By Offense Type:

Person	4,329 (39.2%)
Property	2,803 (25.4%)
Drug	1,594 (14.4%)
Public Order	1,158 (10.5%)
Weapon	847 (7.7%)
DUI	248 (2.2%)
Other	60 (0.5%)
Motor Vehicle Other	14 (0.1%)

## Of all new cases filed:



## Cases Pending Disposition Disposed By:

Adjudicated Delinquent (Judge)	3,585 (28.2%)
Dismissed/Withdrawn/Transferred	3,290 (25.9%)
Consent Decree Entered	2,294 (18.1%)
*Informal Adjustment Program Entered	1,651 (13.0%)
Other	1,022 (8.0%)
Adjudicated Delinquent (Hearing Officer)	501 (3.9%)
Warned and Counseled (Pre-Peition)	316 (2.5%)
Transferred to Criminal Court	47 (0.4%)

\* Includes Informal Adjustment Programs Entered and certain pre-petition diversions to Alternative Programs (including Youth Aid Panels).

(R) - Revised

## 2021 Common Pleas State Totals Juvenile Delinquency

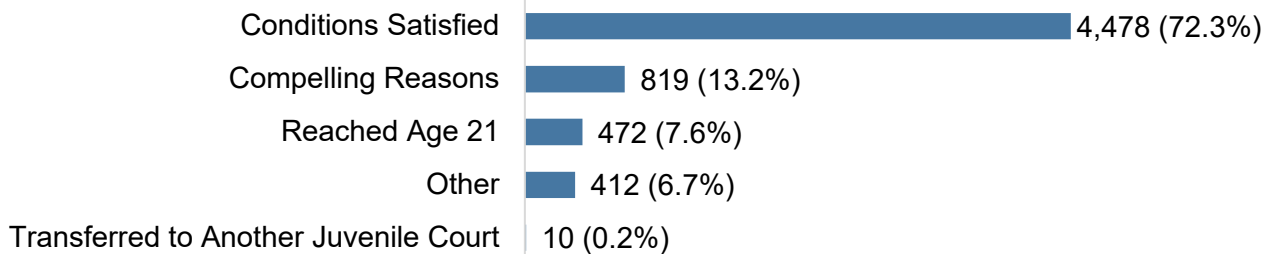
### Formal Dispositions

<b>Cases Pending 1/1/21</b>	<b>10,777<sup>(R)</sup></b>
Adjudicated delinquent	
Judge	3,585
Hearing Officer	501
Warrant Returned	1,226
Other	239
<b>Adjudicated Delinquent Cases</b>	<b>16,328</b>
Warrant Issued	1,345
Court Supervision Terminated	6,191
<b>Cases Pending 12/31/21</b>	<b>8,792</b>

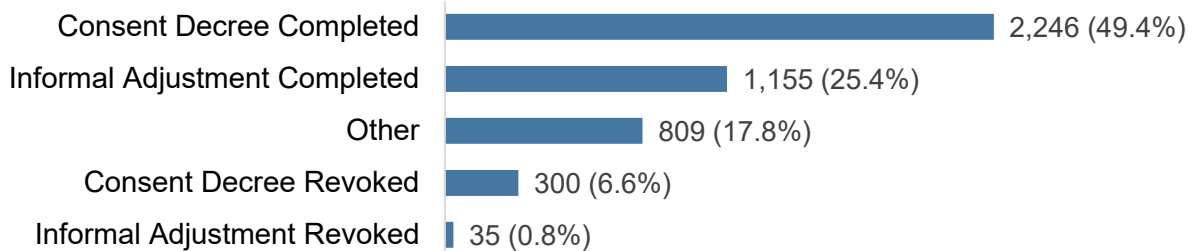
### Informal Dispositions

<b>Consent Decree Pending 1/1/21</b>	<b>2,390<sup>(R)</sup></b>
<b>Informal Adjustment Pending 1/1/21</b>	<b>1,462<sup>(R)</sup></b>
New Consent Decree	2,294
New Informal Adjustment	1,362
Warrant Returned	26
Other	290
<b>Informally Disposed Cases</b>	<b>7,824</b>
Warrant Issued	67
Informally Disposed Cases Terminated	4,545
<b>Cases Pending 12/31/21</b>	<b>3,212</b>

### Formal Dispositions Court Supervision Terminated By:



### Informal Dispositions Terminated By:



Delinquency cases are disposed either formally, at a proceeding held before a judge or hearing officer, or informally without a proceeding. Informal dispositions include informal adjustments supervised by a juvenile probation officer; consent decrees agreed upon with the District Attorney after a petition is filed; or other pre-petition process by the juvenile probation department.

(R) - Revised

Family Court Caseload - 2021 Juvenile Delinquency  
Cases Pending Disposition - Available for Disposition

	Begin Pending	New Cases	Consent Decree Revoked	Informal Adjustment Program Revoked	Alternative Program Revoked
<b><u>1st Class County</u></b>					
Philadelphia *	1,056	1,530	22	0	0
<b><u>2nd Class County</u></b>					
Allegheny	646	850	48	0	0
<b><u>2A Class Counties</u></b>					
Bucks	86	295	13	0	0
Delaware	373	452	14	1	0
Montgomery	519	365	8	1	0
<b><u>3rd Class Counties</u></b>					
Berks	230	260	31	5	0
Chester	144	314	2	2	0
Cumberland	90	285	9	3	0
Dauphin	264	550	13	0	0
Erie	100	367	5	0	0
Lackawanna	66	186	11	0	0
Lancaster	190	470	2	7	0
Lehigh	91	219	5	0	0
Luzerne	86	165	2	4	0
Northampton	71	410	4	0	0
Westmoreland	108	361	20	0	0
York	277	391	21	4	0
<b><u>4th Class Counties</u></b>					
Beaver	78	187	4	0	0
Butler	29	110	4	0	0
Cambria	37	183	7	0	0
Centre	33	51	3	0	0
Fayette	64	156	0	0	0
Franklin	93	214	1	2	0
Monroe	32	88	0	0	0
Schuylkill	11	105	2	2	0
Washington	41	226	5	3	0
<b><u>5th Class Counties</u></b>					
Adams	20	109	1	0	0
Blair	41	208	0	0	0
Lawrence	15	41	0	0	0
Lebanon	81	105	6	0	0
Lycoming	61	166	10	0	0
Mercer	57	174	1	0	0
Northumberland	73	112	0	0	0

\*Informal Adjustment Program Entered: Includes Informal Adjustment Programs Entered and certain pre-petition diversions to Alternative Programs (including Youth Aid Panels).

Family Court Caseload - 2021 Juvenile Delinquency  
Cases Pending Disposition - Available for Disposition

	Warrant Returned	Other	Cases Available for Disposition	Warrant Issued	*Cases Disposed	End Pending
<b><u>1st Class County</u></b>						
Philadelphia	395	169	3,172	403	1,975	794
<b><u>2nd Class County</u></b>						
Allegheny	125	210	1,879	142	1,185	552
<b><u>2A Class Counties</u></b>						
Bucks	21	18	433	22	327	84
Delaware	38	80	958	47	552	359
Montgomery	27	60	980	29	618	333
<b><u>3rd Class Counties</u></b>						
Berks	8	13	547	13	379	155
Chester	14	22	498	19	296	183
Cumberland	1	24	412	1	300	111
Dauphin	14	72	913	17	585	311
Erie	4	25	501	5	309	187
Lackawanna	9	27	299	9	218	72
Lancaster	1	37	707	0	491	216
Lehigh	2	39	356	2	265	89
Luzerne	5	21	283	7	174	102
Northampton	7	38	530	8	305	217
Westmoreland	37	28	554	36	412	106
York	35	50	778	26	480	272
<b><u>4th Class Counties</u></b>						
Beaver	5	14	288	6	167	115
Butler	1	11	155	0	122	33
Cambria	3	9	239	3	163	73
Centre	0	5	92	0	72	20
Fayette	1	22	243	3	188	52
Franklin	1	13	324	0	232	92
Monroe	1	9	130	3	73	54
Schuylkill	1	9	130	1	87	42
Washington	1	11	287	1	242	44
<b><u>5th Class Counties</u></b>						
Adams	0	11	141	0	109	32
Blair	0	18	267	0	207	60
Lawrence	1	5	62	3	46	13
Lebanon	6	29	227	10	146	71
Lycoming	0	5	242	0	140	102
Mercer	1	5	238	4	187	47
Northumberland	0	18	203	0	140	63

Includes cases closed pre-petition due to juveniles' participation in Alternative Programs, including Youth Aid Panels.

Family Court Caseload - 2021 Juvenile Delinquency  
Cases Pending Disposition - Available for Disposition

	Begin Pending	New Cases	Consent Decree Revoked	Informal Adjustment Program Revoked	Alternative Program Revoked
<b><u>6th Class Counties</u></b>					
Armstrong	14	45	1	0	0
Bedford	14	19	0	0	0
Bradford	37	82	0	0	0
Carbon	28	46	0	0	0
Clarion	3	26	0	0	0
Clearfield	8	58	0	0	0
Clinton	11	35	0	0	0
Columbia	7	64	0	0	0
Crawford	52	93	1	0	0
Elk	20	67	0	0	0
Greene	24	11	0	0	0
Huntingdon	10	46	1	0	0
Indiana	15	72	1	0	0
Jefferson	10	32	3	0	0
McKean	18	37	0	0	0
Mifflin	49	58	5	0	0
Perry	131	61	4	0	0
Pike	20	35	1	0	0
Somerset	22	33	0	0	0
Susquehanna	15	34	0	1	0
Tioga	6	46	1	0	0
Venango	35	62	0	0	0
Warren	16	56	6	0	0
Wayne	21	26	1	0	0
<b><u>7th Class Counties</u></b>					
Juniata	55	32	0	0	0
Snyder	26	57	0	0	0
Union	16	33	0	0	0
Wyoming	9	16	0	0	0
<b><u>8th Class Counties</u></b>					
Cameron	1	1	0	0	0
Forest	17	16	0	0	0
Fulton	7	10	0	0	0
Montour	11	17	0	0	0
Potter	19	19	1	0	0
Sullivan	2	3	0	0	0

Family Court Caseload - 2021 Juvenile Delinquency  
Cases Pending Disposition - Available for Disposition

	Warrant Returned	Other	Cases Available for Disposition	Warrant Issued	*Cases Disposed	End Pending
<b><u>6th Class Counties</u></b>						
Armstrong	0	7	67	0	50	17
Bedford	0	4	37	0	25	12
Bradford	0	3	122	0	65	57
Carbon	1	6	81	2	51	28
Clarion	0	5	34	0	28	6
Clearfield	0	8	74	0	57	17
Clinton	0	0	46	0	36	10
Columbia	0	4	75	0	55	20
Crawford	0	7	153	1	114	38
Elk	0	3	90	0	65	25
Greene	0	7	42	1	35	6
Huntingdon	0	4	61	1	55	5
Indiana	0	3	91	0	68	23
Jefferson	0	6	51	0	43	8
McKean	0	6	61	0	53	8
Mifflin	0	4	116	1	106	9
Perry	0	17	213	1	72	140
Pike	0	5	61	0	38	23
Somerset	2	1	58	3	38	17
Susquehanna	0	5	55	0	39	16
Tioga	0	0	53	0	38	15
Venango	1	11	109	0	52	57
Warren	0	6	84	0	65	19
Wayne	0	5	53	0	42	11
<b><u>7th Class Counties</u></b>						
Juniata	0	7	94	3	29	62
Snyder	2	6	91	4	54	33
Union	0	5	54	0	27	27
Wyoming	0	1	26	0	19	7
<b><u>8th Class Counties</u></b>						
Cameron	0	0	2	0	2	0
Forest	0	1	34	0	22	12
Fulton	0	2	19	0	7	12
Montour	0	3	31	0	22	9
Potter	0	3	42	2	37	3
Sullivan	0	0	5	0	5	0

Includes cases closed pre-petition due to juveniles' participation in Alternative Programs, including Youth Aid Panels.



Family Court Caseload - 2021 Juvenile Delinquency  
 Cases Pending Disposition - New Cases by Offense Type

	Person	Property	Drug	Public				Motor Vehicle	Other	Total	% of Total		
				Order	Weapon	DUI	Other				Felony	Misdemeanor	Summary/ Ungraded
<b><u>1st Class County</u></b>													
Philadelphia*	612	393	193	50	234	4	42	2	1,530	84.1	15.8	0.1	
<b><u>2nd Class County</u></b>													
Allegheny	372	222	74	58	109	13	2	0	850	53.5	46.5	--	
<b><u>2A Class Counties</u></b>													
Bucks	108	60	63	43	11	9	1	0	295	17.3	77.3	5.4	
Delaware	206	115	30	46	51	4	0	0	452	51.5	42.7	5.8	
Montgomery	173	89	29	30	24	17	2	1	365	43.3	56.2	0.5	
<b><u>3rd Class Counties</u></b>													
Berks	110	70	27	26	18	8	0	1	260	41.9	58.1	--	
Chester	101	91	66	23	11	22	0	0	314	28.7	71.3	--	
Cumberland	108	90	49	19	14	5	0	0	285	26.3	73.7	--	
Dauphin	163	182	84	66	44	8	2	1	550	40.5	58.0	1.5	
Erie	138	83	60	58	24	4	0	0	367	22.6	77.1	0.3	
Lackawanna	76	56	28	15	9	2	0	0	186	29.6	69.9	0.5	
Lancaster	150	166	76	38	23	17	0	0	470	30.6	69.4	--	
Lehigh	97	50	32	24	10	5	0	1	219	33.8	66.2	--	
Luzerne	72	47	8	22	10	5	0	1	165	44.8	55.2	--	
Northampton	199	47	82	39	36	6	0	1	410	16.6	83.4	--	
Westmoreland	147	71	56	72	11	4	0	0	361	26.0	64.3	9.7	
York	113	141	56	42	28	10	0	1	391	41.4	58.1	0.5	
<b><u>4th Class Counties</u></b>													
Beaver	71	48	21	25	18	2	1	1	187	28.9	70.6	0.5	
Butler	46	30	14	11	6	2	1	0	110	35.5	63.6	0.9	
Cambria	81	48	15	31	7	1	0	0	183	32.8	65.0	2.2	
Centre	11	16	15	2	4	3	0	0	51	47.1	52.9	--	
Fayette	70	34	10	25	14	3	0	0	156	34.6	65.4	--	
Franklin	83	47	31	34	15	4	0	0	214	29.9	70.1	--	
Monroe	44	7	13	13	8	3	0	0	88	29.5	70.5	--	
Schuylkill	46	20	18	8	9	3	1	0	105	31.4	68.6	--	
Washington	63	46	57	40	18	2	0	0	226	24.8	70.4	4.9	
<b><u>5th Class Counties</u></b>													
Adams	34	23	15	18	3	15	0	1	109	15.6	75.2	9.2	
Blair	99	56	13	19	9	9	3	0	208	28.8	71.2	--	
Lawrence	24	7	4	4	0	2	0	0	41	19.5	78.0	2.4	
Lebanon	24	16	49	12	4	0	0	0	105	20.0	80.0	--	
Lycoming	51	52	25	23	7	8	0	0	166	25.3	74.7	--	
Mercer	85	42	14	26	4	3	0	0	174	41.4	58.6	--	
Northumberland	38	24	22	20	3	3	1	1	112	13.4	73.2	13.4	

Family Court Caseload - 2021 Juvenile Delinquency  
 Cases Pending Disposition - New Cases by Offense Type

	Person	Property	Drug	Public				Motor Vehicle	Other	Total	% of Total		
				Order	Weapon	DUI	Other				Felony	Misdemeanor	Summary/ Ungraded
<b><u>6th Class Counties</u></b>													
Armstrong	18	17	7	1	2	0	0	0	45	40.0	60.0	--	
Bedford	10	0	5	3	1	0	0	0	19	42.1	57.9	--	
Bradford	22	22	21	9	4	3	1	0	82	24.4	75.6	--	
Carbon	10	9	3	16	4	4	0	0	46	28.3	47.8	23.9	
Clarion	12	7	4	3	0	0	0	0	26	19.2	80.8	--	
Clearfield	18	16	9	11	1	2	0	1	58	20.7	79.3	--	
Clinton	12	8	6	4	5	0	0	0	35	14.3	85.7	--	
Columbia	24	17	14	5	2	2	0	0	64	18.8	81.3	--	
Crawford	39	17	19	10	6	2	0	0	93	11.8	88.2	--	
Elk	27	23	9	6	1	1	0	0	67	35.8	62.7	1.5	
Greene	1	5	1	3	1	0	0	0	11	18.2	81.8	--	
Huntingdon	23	7	9	4	1	2	0	0	46	39.1	60.9	--	
Indiana	39	5	11	7	2	8	0	0	72	23.6	76.4	--	
Jefferson	19	3	6	1	0	3	0	0	32	21.9	78.1	--	
McKean	15	11	6	3	1	1	0	0	37	40.5	59.5	--	
Mifflin	20	21	7	7	3	0	0	0	58	27.6	72.4	--	
Perry	24	18	10	6	1	2	0	0	61	34.4	63.9	1.6	
Pike	10	8	10	6	1	0	0	0	35	11.4	88.6	--	
Somerset	15	4	5	6	0	2	1	0	33	27.3	69.7	3.0	
Susquehanna	12	4	11	5	1	1	0	0	34	14.7	85.3	--	
Tioga	10	5	23	6	1	1	0	0	46	13.0	80.4	6.5	
Venango	31	12	8	8	2	1	0	0	62	27.4	69.4	3.2	
Warren	20	18	7	8	0	3	0	0	56	23.2	76.8	--	
Wayne	10	6	5	3	1	0	1	0	26	46.2	53.8	--	
<b><u>7th Class Counties</u></b>													
Juniata	17	8	4	1	1	0	0	1	32	46.9	53.1	--	
Snyder	11	19	10	14	1	2	0	0	57	29.8	56.1	14.0	
Union	13	10	5	3	2	0	0	0	33	39.4	57.6	3.0	
Wyoming	4	2	0	5	4	1	0	0	16	12.5	68.8	18.8	
<b><u>8th Class Counties</u></b>													
Cameron	0	0	0	1	0	0	0	0	1	--	100.0	--	
Forest	9	2	1	4	0	0	0	0	16	50.0	50.0	--	
Fulton	3	0	3	4	0	0	0	0	10	30.0	70.0	--	
Montour	7	7	1	1	0	1	0	0	17	41.2	58.8	--	
Potter	8	3	5	1	2	0	0	0	19	31.6	68.4	--	
Sullivan	1	0	0	1	0	0	1	0	3	--	100.0	--	

Family Court Caseload - 2021 Juvenile Delinquency  
Cases Pending Disposition - Disposed

	Adjudicated Delinquent Judge	%	Dismissed/ Withdrawn/ Transferred	%	Consent Decree Entered	%	*Informal Adjustment Program Entered	%	Other	%
<b><u>1st Class County</u></b>										
Philadelphia	421	21.3	1,045	52.9	119	6.0	281	14.2	28	1.4
<b><u>2nd Class County</u></b>										
Allegheny	345	29.1	352	29.7	140	11.8	96	8.1	140	11.8
<b><u>2A Class Counties</u></b>										
Bucks	155	47.4	79	24.2	51	15.6	28	8.6	14	4.3
Delaware	143	25.9	99	17.9	88	15.9	78	14.1	103	18.7
Montgomery	155	25.1	145	23.5	66	10.7	48	7.8	203	32.8
<b><u>3rd Class Counties</u></b>										
Berks	135	35.6	74	19.5	112	29.6	34	9.0	23	6.1
Chester	65	22.0	52	17.6	36	12.2	59	19.9	18	6.1
Cumberland	54	18.0	84	28.0	81	27.0	74	24.7	7	2.3
Dauphin	256	43.8	87	14.9	66	11.3	117	20.0	40	6.8
Erie	132	42.7	24	7.8	49	15.9	66	21.4	32	10.4
Lackawanna	95	43.6	42	19.3	58	26.6	11	5.0	11	5.0
Lancaster	205	41.8	81	16.5	55	11.2	140	28.5	4	0.8
Lehigh	67	25.3	53	20.0	50	18.9	22	8.3	19	7.2
Luzerne	39	22.4	44	25.3	28	16.1	40	23.0	7	4.0
Northampton	62	20.3	40	13.1	47	15.4	93	30.5	20	6.6
Westmoreland	86	20.9	137	33.3	94	22.8	17	4.1	24	5.8
York	170	35.4	46	9.6	100	20.8	49	10.2	21	4.4
<b><u>4th Class Counties</u></b>										
Beaver	11	6.6	42	25.1	64	38.3	9	5.4	17	10.2
Butler	22	18.0	43	35.2	31	25.4	4	3.3	0	--
Cambria	50	30.7	32	19.6	53	32.5	0	--	10	6.1
Centre	21	29.2	12	16.7	29	40.3	8	11.1	0	--
Fayette	51	27.1	74	39.4	32	17.0	23	12.2	6	3.2
Franklin	40	17.2	60	25.9	53	22.8	32	13.8	8	3.4
Monroe	40	54.8	14	19.2	12	16.4	0	--	5	6.8
Schuylkill	33	37.9	6	6.9	10	11.5	36	41.4	2	2.3
Washington	45	18.6	43	17.8	39	16.1	54	22.3	0	--
<b><u>5th Class Counties</u></b>										
Adams	43	39.4	19	17.4	29	26.6	1	0.9	17	15.6
Blair	41	19.8	32	15.5	97	46.9	15	7.2	12	5.8
Lawrence	12	26.1	8	17.4	14	30.4	4	8.7	4	8.7
Lebanon	32	21.9	12	8.2	61	41.8	25	17.1	16	11.0
Lycoming	24	17.1	45	32.1	51	36.4	0	--	3	2.1
Mercer	69	36.9	53	28.3	28	15.0	0	--	33	17.6
Northumberland	13	9.3	24	17.1	32	22.9	62	44.3	5	3.6

Includes cases closed pre-petition due to juveniles' participation in Alternative Programs, including Youth Aid Panels.

Family Court Caseload - 2021 Juvenile Delinquency  
Cases Pending Disposition - Disposed

	Adjudicated Delinquent Hearing Officer	%	Warned and Counseled (Pre- Peition)	%	Transferred to Criminal Court	%	Cases Disposed
<b><u>1st Class County</u></b>							
Philadelphia	81	4.1	0	--	0	--	1,975
<b><u>2nd Class County</u></b>							
Allegheny	5	0.4	105	8.9	2	0.2	1,185
<b><u>2A Class Counties</u></b>							
Bucks	0	--	0	--	0	--	327
Delaware	41	7.4	0	--	0	--	552
Montgomery	0	--	0	--	1	0.2	618
<b><u>3rd Class Counties</u></b>							
Berks	0	--	0	--	1	0.3	379
Chester	47	15.9	19	6.4	0	--	296
Cumberland	0	--	0	--	0	--	300
Dauphin	1	0.2	7	1.2	11	1.9	585
Erie	1	0.3	5	1.6	0	--	309
Lackawanna	0	--	0	--	1	0.5	218
Lancaster	0	--	5	1.0	1	0.2	491
Lehigh	50	18.9	1	0.4	3	1.1	265
Luzerne	0	--	4	2.3	12	6.9	174
Northampton	0	--	42	13.8	1	0.3	305
Westmoreland	54	13.1	0	--	0	--	412
York	8	1.7	86	17.9	0	--	480
<b><u>4th Class Counties</u></b>							
Beaver	22	13.2	0	--	2	1.2	167
Butler	22	18.0	0	--	0	--	122
Cambria	15	9.2	0	--	3	1.8	163
Centre	0	--	1	1.4	1	1.4	72
Fayette	0	--	2	1.1	0	--	188
Franklin	36	15.5	3	1.3	0	--	232
Monroe	1	1.4	0	--	1	1.4	73
Schuylkill	0	--	0	--	0	--	87
Washington	47	19.4	14	5.8	0	--	242
<b><u>5th Class Counties</u></b>							
Adams	0	--	0	--	0	--	109
Blair	7	3.4	0	--	3	1.4	207
Lawrence	4	8.7	0	--	0	--	46
Lebanon	0	--	0	--	0	--	146
Lycoming	17	12.1	0	--	0	--	140
Mercer	0	--	3	1.6	1	0.5	187
Northumberland	0	--	4	2.9	0	--	140

Family Court Caseload - 2021 Juvenile Delinquency  
Cases Pending Disposition - Disposed

	Adjudicated Delinquent Judge	%	Dismissed/ Withdrawn/ Transferred	%	Consent Decree Entered	%	*Informal Adjustment Program Entered	%	Other	%
<b><u>6th Class Counties</u></b>										
Armstrong	29	58.0	6	12.0	12	24.0	2	4.0	1	2.0
Bedford	4	16.0	2	8.0	11	44.0	0	--	8	32.0
Bradford	9	13.8	8	12.3	14	21.5	27	41.5	2	3.1
Carbon	6	11.8	14	27.5	20	39.2	1	2.0	1	2.0
Clarion	10	35.7	4	14.3	10	35.7	0	--	4	14.3
Clearfield	32	56.1	10	17.5	14	24.6	0	--	1	1.8
Clinton	15	41.7	5	13.9	15	41.7	0	--	1	2.8
Columbia	23	41.8	17	30.9	8	14.5	7	12.7	0	--
Crawford	23	20.2	22	19.3	25	21.9	0	--	11	9.6
Elk	4	6.2	5	7.7	23	35.4	28	43.1	5	7.7
Greene	1	2.9	1	2.9	10	28.6	3	8.6	20	57.1
Huntingdon	21	38.2	19	34.5	15	27.3	0	--	0	--
Indiana	23	33.8	13	19.1	18	26.5	11	16.2	0	--
Jefferson	14	32.6	3	7.0	25	58.1	0	--	1	2.3
McKean	9	17.0	2	3.8	23	43.4	8	15.1	11	20.8
Mifflin	37	34.9	5	4.7	23	21.7	0	--	41	38.7
Perry	16	22.2	14	19.4	20	27.8	3	4.2	19	26.4
Pike	19	50.0	6	15.8	13	34.2	0	--	0	--
Somerset	7	18.4	20	52.6	8	21.1	0	--	3	7.9
Susquehanna	15	38.5	7	17.9	6	15.4	9	23.1	2	5.1
Tioga	6	15.8	8	21.1	24	63.2	0	--	0	--
Venango	25	48.1	5	9.6	11	21.2	0	--	2	3.8
Warren	30	46.2	10	15.4	19	29.2	0	--	6	9.2
Wayne	21	50.0	4	9.5	6	14.3	8	19.0	3	7.1
<b><u>7th Class Counties</u></b>										
Juniata	11	37.9	3	10.3	11	37.9	0	--	4	13.8
Snyder	9	16.7	34	63.0	4	7.4	6	11.1	1	1.9
Union	7	25.9	6	22.2	4	14.8	3	11.1	7	25.9
Wyoming	11	57.9	4	21.1	0	--	0	--	4	21.1
<b><u>8th Class Counties</u></b>										
Cameron	0	--	0	--	2	100.0	0	--	0	--
Forest	2	9.1	5	22.7	1	4.5	3	13.6	11	50.0
Fulton	2	28.6	1	14.3	4	57.1	0	--	0	--
Montour	4	18.2	10	45.5	6	27.3	1	4.5	1	4.5
Potter	5	13.5	12	32.4	14	37.8	5	13.5	0	--
Sullivan	3	60.0	2	40.0	0	--	0	--	0	--

Includes cases closed pre-petition due to juveniles' participation in Alternative Programs, including Youth Aid Panels.

Family Court Caseload - 2021 Juvenile Delinquency  
Cases Pending Disposition - Disposed

	Adjudicated Delinquent Hearing Officer	%	Warned and Counseled (Pre- Peition)	%	Transferred to Criminal Court	%	Cases Disposed
<b><u>6th Class Counties</u></b>							
Armstrong	0	--	0	--	0	--	50
Bedford	0	--	0	--	0	--	25
Bradford	5	7.7	0	--	0	--	65
Carbon	0	--	9	17.6	0	--	51
Clarion	0	--	0	--	0	--	28
Clearfield	0	--	0	--	0	--	57
Clinton	0	--	0	--	0	--	36
Columbia	0	--	0	--	0	--	55
Crawford	33	28.9	0	--	0	--	114
Elk	0	--	0	--	0	--	65
Greene	0	--	0	--	0	--	35
Huntingdon	0	--	0	--	0	--	55
Indiana	0	--	0	--	3	4.4	68
Jefferson	0	--	0	--	0	--	43
McKean	0	--	0	--	0	--	53
Mifflin	0	--	0	--	0	--	106
Perry	0	--	0	--	0	--	72
Pike	0	--	0	--	0	--	38
Somerset	0	--	0	--	0	--	38
Susquehanna	0	--	0	--	0	--	39
Tioga	0	--	0	--	0	--	38
Venango	4	7.7	5	9.6	0	--	52
Warren	0	--	0	--	0	--	65
Wayne	0	--	0	--	0	--	42
<b><u>7th Class Counties</u></b>							
Juniata	0	--	0	--	0	--	29
Snyder	0	--	0	--	0	--	54
Union	0	--	0	--	0	--	27
Wyoming	0	--	0	--	0	--	19
<b><u>8th Class Counties</u></b>							
Cameron	0	--	0	--	0	--	2
Forest	0	--	0	--	0	--	22
Fulton	0	--	0	--	0	--	7
Montour	0	--	0	--	0	--	22
Potter	0	--	1	2.7	0	--	37
Sullivan	0	--	0	--	0	--	5

Family Court Caseload - 2021 Juvenile Delinquency  
Formal Dispositions - Adjudicated Delinquent Cases

	Begin Pending	Adjudicated Delinquent				Adjudicated Delinquent Cases	Warrant Issued	Court Supervision Terminated	End Pending
		Judge	Hearing Officer	Warrant Returned	Other				
<b><u>1st Class County</u></b>									
Philadelphia	1,001	421	81	413	76	1,992	447	685	860
<b><u>2nd Class County</u></b>									
Allegheny	696	345	5	158	15	1,219	167	439	613
<b><u>2A Class Counties</u></b>									
Bucks	444	155	0	61	3	663	71	295	297
Delaware	1,226	143	41	325	22	1,757	299	530	928
Montgomery	370	155	0	2	9	536	26	287	223
<b><u>3rd Class Counties</u></b>									
Berks	348	135	0	18	7	508	16	169	323
Chester	275	65	47	23	6	416	20	158	238
Cumberland	124	54	0	2	1	181	2	67	112
Dauphin	534	256	1	17	3	811	16	348	447
Erie	307	132	1	2	4	446	3	194	249
Lackawanna	135	95	0	1	4	235	3	83	149
Lancaster	937	205	0	0	5	1,147	0	377	770
Lehigh	244	67	50	0	4	365	0	196	169
Luzerne	97	39	0	9	0	145	30	44	71
Northampton	219	62	0	1	2	284	15	108	161
Westmoreland	179	86	54	36	0	355	41	152	162
York	318	170	8	49	1	546	30	270	246
<b><u>4th Class Counties</u></b>									
Beaver	90	11	22	7	5	135	7	44	84
Butler	92	22	22	2	3	141	1	82	58
Cambria	133	50	15	5	0	203	8	97	98
Centre	44	21	0	0	0	65	0	26	39
Fayette	92	51	0	9	0	152	4	69	79
Franklin	128	40	36	0	2	206	0	101	105
Monroe	232	40	1	6	4	283	4	139	140
Schuylkill	139	33	0	4	0	176	5	44	127
Washington	239	45	47	62	1	394	72	175	147
<b><u>5th Class Counties</u></b>									
Adams	63	43	0	0	2	108	4	64	40
Blair	92	41	7	1	12	153	0	63	90
Lawrence	73	12	4	4	4	97	2	23	72
Lebanon	117	32	0	2	2	153	28	39	86
Lycoming	86	24	17	4	0	131	6	37	88
Mercer	118	69	0	2	1	190	7	95	88
Northumberland	128	13	0	0	1	142	0	38	104

Family Court Caseload - 2021 Juvenile Delinquency  
 Formal Dispositions - Adjudicated Delinquent Cases

	<u>Adjudicated Delinquent</u>					Adjudicated Delinquent Cases	Warrant Issued	Court Supervision Terminated	End Pending
	Begin Pending	Judge	Hearing Officer	Warrant Returned	Other				
<b><u>6th Class Counties</u></b>									
Armstrong	33	29	0	0	0	62	1	27	34
Bedford	112	4	0	0	1	117	0	14	103
Bradford	31	9	5	0	1	46	0	14	32
Carbon	16	6	0	0	1	23	3	7	13
Clarion	39	10	0	0	1	50	1	12	37
Clearfield	99	32	0	0	1	132	0	54	78
Clinton	25	15	0	0	0	40	0	23	17
Columbia	36	23	0	0	0	59	0	30	29
Crawford	115	23	33	1	1	173	2	75	96
Elk	12	4	0	0	4	20	0	7	13
Greene	28	1	0	0	2	31	0	24	7
Huntingdon	87	21	0	0	1	109	1	14	94
Indiana	53	23	0	0	0	76	0	34	42
Jefferson	16	14	0	0	1	31	1	12	18
McKean	28	9	0	0	0	37	1	6	30
Mifflin	37	37	0	0	3	77	0	48	29
Perry	112	16	0	0	3	131	0	23	108
Pike	120	19	0	0	2	141	0	32	109
Somerset	47	7	0	0	0	54	0	28	26
Susquehanna	25	15	0	0	5	45	1	12	32
Tioga	20	6	0	0	0	26	0	13	13
Venango	100	25	4	0	3	132	0	48	84
Warren	71	30	0	0	2	103	0	27	76
Wayne	19	21	0	0	2	42	0	12	30
<b><u>7th Class Counties</u></b>									
Juniata	26	11	0	0	1	38	0	3	35
Snyder	21	9	0	0	3	33	0	11	22
Union	10	7	0	0	0	17	0	5	12
Wyoming	32	11	0	0	0	43	0	20	23
<b><u>8th Class Counties</u></b>									
Cameron	10	0	0	0	0	10	0	0	10
Forest	5	2	0	0	1	8	0	1	7
Fulton	30	2	0	0	0	32	0	4	28
Montour	24	4	0	0	0	28	0	5	23
Potter	17	5	0	0	1	23	0	7	16
Sullivan	1	3	0	0	0	4	0	1	3



Family Court Caseload - 2021 Juvenile Delinquency  
 Formal Dispositions - Court Supervision Terminated

	Conditions Satisfied	Compelling % Reasons	%	Other	Reached % Age 21	Transferred to Another % Juvenile Court	Court Supervision % Terminated
<b><u>1st Class County</u></b>							
Philadelphia	589	86.0	28	4.1	35	5.1 33	4.8 0 -- 685
<b><u>2nd Class County</u></b>							
Allegheny	357	81.3	23	5.2	27	6.2 32	7.3 0 -- 439
<b><u>2A Class Counties</u></b>							
Bucks	226	76.6	57	19.3	5	1.7 7	2.4 0 -- 295
Delaware	345	65.1	4	0.8	33	6.2 148	27.9 0 -- 530
Montgomery	230	80.1	5	1.7	48	16.7 0	-- 4 1.4 287
<b><u>3rd Class Counties</u></b>							
Berks	158	93.5	0	--	2	1.2 9	5.3 0 -- 169
Chester	132	83.5	15	9.5	5	3.2 5	3.2 1 0.6 158
Cumberland	65	97.0	1	1.5	1	1.5 0	-- 0 -- 67
Dauphin	265	76.1	75	21.6	3	0.9 5	1.4 0 -- 348
Erie	184	94.8	6	3.1	4	2.1 0	-- 0 -- 194
Lackawanna	66	79.5	14	16.9	2	2.4 0	-- 1 1.2 83
Lancaster	192	50.9	31	8.2	7	1.9 147	39.0 0 -- 377
Lehigh	54	27.6	125	63.8	15	7.7 2	1.0 0 -- 196
Luzerne	33	75.0	7	15.9	3	6.8 1	2.3 0 -- 44
Northampton	102	94.4	3	2.8	2	1.9 0	-- 1 0.9 108
Westmoreland	106	69.7	4	2.6	42	27.6 0	-- 0 -- 152
York	190	70.4	52	19.3	11	4.1 17	6.3 0 -- 270
<b><u>4th Class Counties</u></b>							
Beaver	28	63.6	9	20.5	7	15.9 0	-- 0 -- 44
Butler	71	86.6	4	4.9	0	-- 7	8.5 0 -- 82
Cambria	60	61.9	35	36.1	1	1.0 1	1.0 0 -- 97
Centre	16	61.5	9	34.6	1	3.8 0	-- 0 -- 26
Fayette	22	31.9	41	59.4	5	7.2 0	-- 1 1.4 69
Franklin	82	81.2	16	15.8	3	3.0 0	-- 0 -- 101
Monroe	123	88.5	10	7.2	1	0.7 3	2.2 2 1.4 139
Schuylkill	31	70.5	0	--	2	4.5 11	25.0 0 -- 44
Washington	97	55.4	72	41.1	4	2.3 2	1.1 0 -- 175
<b><u>5th Class Counties</u></b>							
Adams	36	56.3	26	40.6	2	3.1 0	-- 0 -- 64
Blair	16	25.4	25	39.7	22	34.9 0	-- 0 -- 63
Lawrence	16	69.6	0	--	1	4.3 6	26.1 0 -- 23
Lebanon	19	48.7	16	41.0	3	7.7 1	2.6 0 -- 39
Lycoming	29	78.4	1	2.7	7	18.9 0	-- 0 -- 37
Mercer	72	75.8	0	--	15	15.8 8	8.4 0 -- 95
Northumberland	33	86.8	5	13.2	0	-- 0	-- 0 -- 38

Family Court Caseload - 2021 Juvenile Delinquency  
 Formal Dispositions - Court Supervision Terminated

	Conditions Satisfied	%	Compelling Reasons	%	Other	Reached %	Age 21	Transferred to Another %	Juvenile Court	Court Supervision %	Terminated
<b><u>6th Class Counties</u></b>											
Armstrong	25	92.6	2	7.4	0	--	0	--	0	--	27
Bedford	0	--	0	--	14	100.0	0	--	0	--	14
Bradford	8	57.1	6	42.9	0	--	0	--	0	--	14
Carbon	7	100.0	0	--	0	--	0	--	0	--	7
Clarion	6	50.0	5	41.7	1	8.3	0	--	0	--	12
Clearfield	37	68.5	16	29.6	1	1.9	0	--	0	--	54
Clinton	9	39.1	14	60.9	0	--	0	--	0	--	23
Columbia	29	96.7	1	3.3	0	--	0	--	0	--	30
Crawford	75	100.0	0	--	0	--	0	--	0	--	75
Elk	0	--	0	--	7	100.0	0	--	0	--	7
Greene	0	--	0	--	24	100.0	0	--	0	--	24
Huntingdon	12	85.7	0	--	1	7.1	1	7.1	0	--	14
Indiana	32	94.1	1	2.9	1	2.9	0	--	0	--	34
Jefferson	12	100.0	0	--	0	--	0	--	0	--	12
McKean	6	100.0	0	--	0	--	0	--	0	--	6
Mifflin	11	22.9	35	72.9	2	4.2	0	--	0	--	48
Perry	12	52.2	3	13.0	7	30.4	1	4.3	0	--	23
Pike	20	62.5	0	--	2	6.3	10	31.3	0	--	32
Somerset	12	42.9	2	7.1	0	--	14	50.0	0	--	28
Susquehanna	4	33.3	2	16.7	5	41.7	1	8.3	0	--	12
Tioga	12	92.3	0	--	1	7.7	0	--	0	--	13
Venango	35	72.9	8	16.7	5	10.4	0	--	0	--	48
Warren	16	59.3	0	--	11	40.7	0	--	0	--	27
Wayne	8	66.7	1	8.3	3	25.0	0	--	0	--	12
<b><u>7th Class Counties</u></b>											
Juniata	3	100.0	0	--	0	--	0	--	0	--	3
Snyder	5	45.5	2	18.2	4	36.4	0	--	0	--	11
Union	4	80.0	1	20.0	0	--	0	--	0	--	5
Wyoming	19	95.0	0	--	1	5.0	0	--	0	--	20
<b><u>8th Class Counties</u></b>											
Cameron	0	--	0	--	0	--	0	--	0	--	0
Forest	0	--	0	--	1	100.0	0	--	0	--	1
Fulton	2	50.0	0	--	2	50.0	0	--	0	--	4
Montour	4	80.0	1	20.0	0	--	0	--	0	--	5
Potter	7	100.0	0	--	0	--	0	--	0	--	7
Sullivan	1	100.0	0	--	0	--	0	--	0	--	1

Family Court Caseload - 2021 Juvenile Delinquency  
 Informal Dispositions - Informally Disposed Cases

	Consent Decree Begin Pending	Informal Adjustment Begin Pending	New Consent Decree	New Informal Adjustment
<b><u>1st Class County</u></b>				
Philadelphia	76	2	119	0
<b><u>2nd Class County</u></b>				
Allegheny	171	59	140	96
<b><u>2A Class Counties</u></b>				
Bucks	59	24	51	28
Delaware	282	48	88	78
Montgomery	57	345	66	48
<b><u>3rd Class Counties</u></b>				
Berks	121	142	112	32
Chester	55	43	36	59
Cumberland	72	24	81	74
Dauphin	39	50	66	117
Erie	50	75	49	66
Lackawanna	45	0	58	11
Lancaster	35	58	55	140
Lehigh	57	5	50	16
Luzerne	26	23	28	40
Northampton	44	66	47	93
Westmoreland	95	3	94	17
York	105	46	100	49
<b><u>4th Class Counties</u></b>				
Beaver	57	8	64	9
Butler	24	3	31	4
Cambria	47	7	53	0
Centre	26	5	29	8
Fayette	38	61	32	23
Franklin	19	11	53	32
Monroe	16	0	12	0
Schuylkill	35	28	10	36
Washington	22	10	39	54
<b><u>5th Class Counties</u></b>				
Adams	10	4	29	1
Blair	53	1	97	15
Lawrence	18	2	14	4
Lebanon	54	4	61	25
Lycoming	45	0	51	0
Mercer	15	0	28	0
Northumberland	45	182	32	62

Family Court Caseload - 2021 Juvenile Delinquency  
 Informal Dispositions - Informally Disposed Cases

	Warrant Returned	Other	Informally Disposed Cases	Warrant Issued	Informally Disposed Cases Terminated	End Pending
<b><u>1st Class County</u></b>						
Philadelphia	2	28	227	10	187	30
<b><u>2nd Class County</u></b>						
Allegheny	8	11	485	19	342	124
<b><u>2A Class Counties</u></b>						
Bucks	0	20	182	1	120	61
Delaware	4	1	501	7	264	230
Montgomery	1	0	517	4	447	66
<b><u>3rd Class Counties</u></b>						
Berks	4	2	413	3	177	233
Chester	0	0	193	0	141	52
Cumberland	0	1	252	0	178	74
Dauphin	1	63	336	1	190	145
Erie	0	1	241	0	134	107
Lackawanna	0	0	114	0	83	31
Lancaster	0	4	292	0	199	93
Lehigh	0	0	128	0	104	24
Luzerne	1	9	127	0	83	44
Northampton	0	1	251	3	124	124
Westmoreland	2	1	212	7	135	70
York	0	2	302	6	201	95
<b><u>4th Class Counties</u></b>						
Beaver	0	0	138	3	69	66
Butler	0	0	62	0	53	9
Cambria	0	0	107	1	64	42
Centre	0	0	68	0	28	40
Fayette	0	0	154	0	76	78
Franklin	0	1	116	0	76	40
Monroe	0	0	28	0	20	8
Schuylkill	0	3	112	0	53	59
Washington	0	0	125	0	74	51
<b><u>5th Class Counties</u></b>						
Adams	0	1	45	0	34	11
Blair	0	6	172	0	80	92
Lawrence	0	5	43	0	19	24
Lebanon	1	2	147	0	96	51
Lycoming	0	40	136	0	54	82
Mercer	0	1	44	0	21	23
Northumberland	0	22	343	0	104	239

Family Court Caseload - 2021 Juvenile Delinquency  
 Informal Dispositions - Informally Disposed Cases

	Consent Decree Begin Pending	Informal Adjustment Begin Pending	New Consent Decree	New Informal Adjustment
<b><u>6th Class Counties</u></b>				
Armstrong	5	6	12	2
Bedford	34	0	11	0
Bradford	21	22	14	27
Carbon	19	0	20	1
Clarion	14	0	10	0
Clearfield	14	0	14	0
Clinton	4	0	15	0
Columbia	4	7	8	7
Crawford	5	0	25	0
Elk	51	49	23	28
Greene	9	2	10	3
Huntingdon	32	0	15	0
Indiana	10	2	18	11
Jefferson	33	0	25	0
McKean	6	6	23	8
Mifflin	10	0	23	0
Perry	31	4	20	3
Pike	74	0	13	0
Somerset	7	0	8	0
Susquehanna	6	7	6	9
Tioga	8	0	24	0
Venango	8	0	11	0
Warren	9	1	19	0
Wayne	2	1	6	8
<b><u>7th Class Counties</u></b>				
Juniata	7	0	11	0
Snyder	4	2	4	6
Union	5	2	4	3
Wyoming	0	0	0	0
<b><u>8th Class Counties</u></b>				
Cameron	11	3	2	0
Forest	1	0	1	3
Fulton	6	2	4	0
Montour	8	5	6	1
Potter	18	2	14	5
Sullivan	1	0	0	0

Family Court Caseload - 2021 Juvenile Delinquency  
 Informal Dispositions - Informally Disposed Cases

	Warrant Returned	Other	Informally Disposed Cases	Warrant Issued	Informally Disposed Cases Terminated	End Pending
<b><u>6th Class Counties</u></b>						
Armstrong	0	0	25	0	13	12
Bedford	0	1	46	0	18	28
Bradford	0	6	90	0	35	55
Carbon	0	0	40	1	27	12
Clarion	0	0	24	0	17	7
Clearfield	0	4	32	0	11	21
Clinton	0	0	19	0	14	5
Columbia	0	0	26	0	14	12
Crawford	0	0	30	0	13	17
Elk	0	16	167	0	21	146
Greene	0	1	25	0	19	6
Huntingdon	0	1	48	0	24	24
Indiana	1	1	43	1	23	19
Jefferson	0	1	59	0	44	15
McKean	0	1	44	0	27	17
Mifflin	0	0	33	0	15	18
Perry	0	4	62	0	28	34
Pike	0	15	102	0	5	97
Somerset	0	0	15	0	9	6
Susquehanna	0	1	29	0	19	10
Tioga	0	0	32	0	13	19
Venango	0	5	24	0	9	15
Warren	0	2	31	0	17	14
Wayne	0	2	19	0	15	4
<b><u>7th Class Counties</u></b>						
Juniata	0	0	18	0	9	9
Snyder	0	0	16	0	10	6
Union	0	0	14	0	8	6
Wyoming	0	1	1	0	0	1
<b><u>8th Class Counties</u></b>						
Cameron	0	0	16	0	1	15
Forest	0	0	5	0	2	3
Fulton	0	0	12	0	8	4
Montour	0	3	23	0	5	18
Potter	1	0	40	0	21	19
Sullivan	0	0	1	0	1	0

Family Court Caseload - 2021 Juvenile Delinquency  
 Informal Dispositions - Informally Disposed Cases Terminated

	Consent Decree Completed	%	Informal Adjustment Completed	%	Other	%
<b><u>1st Class County</u></b>						
Philadelphia	135	72.2	0	--	30	16.0
<b><u>2nd Class County</u></b>						
Allegheny	76	22.2	81	23.7	137	40.1
<b><u>2A Class Counties</u></b>						
Bucks	65	54.2	39	32.5	3	2.5
Delaware	125	47.3	75	28.4	49	18.6
Montgomery	72	16.1	19	4.3	347	77.6
<b><u>3rd Class Counties</u></b>						
Berks	133	75.1	2	1.1	6	3.4
Chester	64	45.4	69	48.9	4	2.8
Cumberland	94	52.8	69	38.8	3	1.7
Dauphin	47	24.7	121	63.7	9	4.7
Erie	49	36.6	65	48.5	15	11.2
Lackawanna	61	73.5	10	12.0	1	1.2
Lancaster	65	32.7	122	61.3	3	1.5
Lehigh	81	77.9	14	13.5	4	3.8
Luzerne	29	34.9	38	45.8	10	12.0
Northampton	52	41.9	62	50.0	6	4.8
Westmoreland	101	74.8	13	9.6	1	0.7
York	120	59.7	50	24.9	6	3.0
<b><u>4th Class Counties</u></b>						
Beaver	52	75.4	0	--	13	18.8
Butler	41	77.4	6	11.3	2	3.8
Cambria	57	89.1	0	--	0	--
Centre	22	78.6	1	3.6	2	7.1
Fayette	39	51.3	33	43.4	4	5.3
Franklin	43	56.6	28	36.8	2	2.6
Monroe	20	100.0	0	--	0	--
Schuylkill	23	43.4	25	47.2	1	1.9
Washington	37	50.0	28	37.8	1	1.4
<b><u>5th Class Counties</u></b>						
Adams	26	76.5	5	14.7	2	5.9
Blair	62	77.5	11	13.8	7	8.8
Lawrence	11	57.9	3	15.8	5	26.3
Lebanon	53	55.2	14	14.6	23	24.0
Lycoming	40	74.1	0	--	4	7.4
Mercer	1	4.8	0	--	19	90.5
Northumberland	34	32.7	64	61.5	6	5.8

Family Court Caseload - 2021 Juvenile Delinquency  
 Informal Dispositions - Informally Disposed Cases Terminated

	Consent Decree Revoked	%	Informal Adjustment Revoked	%	Informally Disposed Cases Terminated
<b><u>1st Class County</u></b>					
Philadelphia	22	11.8	0	--	187
<b><u>2nd Class County</u></b>					
Allegheny	48	14.0	0	--	342
<b><u>2A Class Counties</u></b>					
Bucks	13	10.8	0	--	120
Delaware	14	5.3	1	0.4	264
Montgomery	8	1.8	1	0.2	447
<b><u>3rd Class Counties</u></b>					
Berks	31	17.5	5	2.8	177
Chester	2	1.4	2	1.4	141
Cumberland	9	5.1	3	1.7	178
Dauphin	13	6.8	0	--	190
Erie	5	3.7	0	--	134
Lackawanna	11	13.3	0	--	83
Lancaster	2	1.0	7	3.5	199
Lehigh	5	4.8	0	--	104
Luzerne	2	2.4	4	4.8	83
Northampton	4	3.2	0	--	124
Westmoreland	20	14.8	0	--	135
York	21	10.4	4	2.0	201
<b><u>4th Class Counties</u></b>					
Beaver	4	5.8	0	--	69
Butler	4	7.5	0	--	53
Cambria	7	10.9	0	--	64
Centre	3	10.7	0	--	28
Fayette	0	--	0	--	76
Franklin	1	1.3	2	2.6	76
Monroe	0	--	0	--	20
Schuylkill	2	3.8	2	3.8	53
Washington	5	6.8	3	4.1	74
<b><u>5th Class Counties</u></b>					
Adams	1	2.9	0	--	34
Blair	0	--	0	--	80
Lawrence	0	--	0	--	19
Lebanon	6	6.3	0	--	96
Lycoming	10	18.5	0	--	54
Mercer	1	4.8	0	--	21
Northumberland	0	--	0	--	104



Family Court Caseload - 2021 Juvenile Delinquency  
 Informal Dispositions - Informally Disposed Cases Terminated

	Consent Decree Completed	%	Informal Adjustment Completed	%	Other	%
<b><u>6th Class Counties</u></b>						
Armstrong	6	46.2	5	38.5	1	7.7
Bedford	7	38.9	0	--	11	61.1
Bradford	15	42.9	18	51.4	2	5.7
Carbon	26	96.3	0	--	1	3.7
Clarion	14	82.4	0	--	3	17.6
Clearfield	10	90.9	0	--	1	9.1
Clinton	14	100.0	0	--	0	--
Columbia	6	42.9	7	50.0	1	7.1
Crawford	12	92.3	0	--	0	--
Elk	7	33.3	9	42.9	5	23.8
Greene	0	--	0	--	19	100.0
Huntingdon	20	83.3	0	--	3	12.5
Indiana	13	56.5	8	34.8	1	4.3
Jefferson	38	86.4	0	--	3	6.8
McKean	16	59.3	5	18.5	6	22.2
Mifflin	10	66.7	0	--	0	--
Perry	15	53.6	0	--	9	32.1
Pike	0	--	0	--	4	80.0
Somerset	9	100.0	0	--	0	--
Susquehanna	5	26.3	12	63.2	1	5.3
Tioga	12	92.3	0	--	0	--
Venango	7	77.8	0	--	2	22.2
Warren	9	52.9	0	--	2	11.8
Wayne	5	33.3	9	60.0	0	--
<b><u>7th Class Counties</u></b>						
Juniata	4	44.4	0	--	5	55.6
Snyder	4	40.0	5	50.0	1	10.0
Union	3	37.5	4	50.0	1	12.5
Wyoming	0	--	0	--	0	--
<b><u>8th Class Counties</u></b>						
Cameron	0	--	0	--	1	100.0
Forest	1	50.0	1	50.0	0	--
Fulton	8	100.0	0	--	0	--
Montour	5	100.0	0	--	0	--
Potter	14	66.7	5	23.8	1	4.8
Sullivan	1	100.0	0	--	0	--

Family Court Caseload - 2021 Juvenile Delinquency  
 Informal Dispositions - Informally Disposed Cases Terminated

	Consent Decree Revoked	%	Informal Adjustment Revoked	%	Informally Disposed Cases Terminated
<b><u>6th Class Counties</u></b>					
Armstrong	1	7.7	0	--	13
Bedford	0	--	0	--	18
Bradford	0	--	0	--	35
Carbon	0	--	0	--	27
Clarion	0	--	0	--	17
Clearfield	0	--	0	--	11
Clinton	0	--	0	--	14
Columbia	0	--	0	--	14
Crawford	1	7.7	0	--	13
Elk	0	--	0	--	21
Greene	0	--	0	--	19
Huntingdon	1	4.2	0	--	24
Indiana	1	4.3	0	--	23
Jefferson	3	6.8	0	--	44
McKean	0	--	0	--	27
Mifflin	5	33.3	0	--	15
Perry	4	14.3	0	--	28
Pike	1	20.0	0	--	5
Somerset	0	--	0	--	9
Susquehanna	0	--	1	5.3	19
Tioga	1	7.7	0	--	13
Venango	0	--	0	--	9
Warren	6	35.3	0	--	17
Wayne	1	6.7	0	--	15
<b><u>7th Class Counties</u></b>					
Juniata	0	--	0	--	9
Snyder	0	--	0	--	10
Union	0	--	0	--	8
Wyoming	0	--	0	--	0
<b><u>8th Class Counties</u></b>					
Cameron	0	--	0	--	1
Forest	0	--	0	--	2
Fulton	0	--	0	--	8
Montour	0	--	0	--	5
Potter	1	4.8	0	--	21
Sullivan	0	--	0	--	1

---

---

## **JUVENILE DELINQUENCY**

*... a classification of juvenile cases which involves an act by an individual between 10 and 18 years of age which has been designated as a crime under Pennsylvania law or under local ordinances.*

**Alternative Program Revoked**

Cases returned to the pending inventory due to the revocation of a juvenile's participation in an alternative course of relief, as previously approved by a court via motion.

**Adjudicated Delinquent Judge (Formal)**

Active cases adjudicated delinquent by a judge following an evidentiary hearing.

**Adjudicated Delinquent Juvenile Court Hearing Officer (Formal)**

Active cases adjudicated delinquent by a hearing officer following an evidentiary hearing.

**Begin Pending**

**Pending Disposition:** New written allegations and petitions awaiting adjudication at the beginning of the reporting period (January 1<sup>st</sup>).

**Formal Dispositions:** Cases previously adjudicated delinquent under court supervision at the beginning of the reporting period (January 1<sup>st</sup>).

**Consent Decree:** Cases with an active consent decree in place at the beginning of the reporting period (January 1<sup>st</sup>).

**Informal Adjustment:** Cases with an active informal adjustment at the beginning of the reporting period (January 1<sup>st</sup>).

**Cases Available for Disposition**

The sum of Begin Pending, plus New Cases, and cases returned to active status due to Consent Decree Revoked, Informal Adjustment Program Revoked, Alternative Program Revoked, Warrant Returned, and for an Other reason.

**Cases Disposed**

To count as disposed, a case must have been adjudicated, placed in inactive status or otherwise disposed during the reporting period. These cases are then categorized by disposition type and include:

**Adjudicated Delinquent Judge:** A determination by a judge, following an evidentiary proceeding, that a juvenile has committed a delinquent act and is need of treatment, supervision or rehabilitation.

**Adjudicated Delinquent Juvenile Court Hearing Officer:** A determination by a hearing officer, following an evidentiary proceeding, that a juvenile has committed a delinquent act and is need of treatment, supervision or rehabilitation.

**Consent Decree Entered:** Cases in which a consent decree has been approved by the district attorney and the court, placing a juvenile under the supervision of a probation office under stipulated terms for a period of up to 6 months.

---

---

**Dismissed/Withdrawn/Transferred:** Cases dismissed by a court prior to or following an adjudicatory hearing, (does NOT include cases dismissed related to informal adjustment programs); cases withdrawn by an attorney for the Commonwealth; cases transferred to another jurisdiction for adjudication or disposition, following a motion. Transfers are usually to a juveniles' county of residence (if an action is commenced in the court of another county).

**Informal Adjustment Program Entered:** Cases in which a new informal adjustment program has been commenced with a juvenile probation office for a period of up to 6 months.

**Other:** Cases disposed in a manner outside the criteria of other disposition categories. In the first year of automated statewide data, the "Other" disposition category includes some administrative closures necessitated by the migration of data from legacy systems. This category will decrease over time as fewer administrative corrections are needed.

**Transferred to Criminal Court:** Cases originating in juvenile court that are transferred to adult criminal court.

**Warned and Counseled (Pre-Petition):** Cases in which a juvenile probation officer issues a warning and counsels a juvenile related to alleged delinquent conduct; the case is then closed.

**Informally  
Disposed Cases**

The sum of Begin Pending plus New Consent Decree, New Informal Adjustment, Warrant Returned and Other.

**Informally Disposed  
Cases Terminated**

Informal disposition case termination categories include:

**Consent Decree Completed:** Closed cases in which a juvenile has satisfied all terms and conditions of a Consent Decree or in which the juvenile is discharged by the court from a Consent Decree prior to the end of the specified time period.

**Consent Decree Revoked:** Cases returned to the pending inventory for further proceedings due to the revocation of a previously court-approved Consent Decree. Consent Decrees are revoked if the juvenile fails to meet the conditions of the program or new allegations have been filed against the juvenile.

**Informal Adjustment Completed:** Cases closed (dismissed) upon successful completion of all stipulated terms and conditions of the Informal Adjustment Program.

**Informal Adjustment Program Revoked:** Cases returned to the active inventory due to the revocation (due to juvenile non-compliance, violation, or other action(s) in defiance of agreed terms) of a previously entered informal adjustment arrangement as defined by a juvenile probation office.

**Other:** Cases disposed in a manner outside the criteria of other disposition categories. In the first year of automated statewide data, the "Other" disposition category includes some administrative closures necessitated by the migration of data from legacy systems. This category will decrease over time as fewer administrative corrections are needed.

---

<b>Consent Decree Revoked</b>	Cases returned to the pending inventory for further proceedings due to the revocation of a previously court-approved consent decree. Consent decrees are revoked if the juvenile fails to meet the conditions of the program or new allegations have been filed against the juvenile.
<b>Formally Disposed Cases, Court Supervision Terminated</b>	<p>These cases are categorized by court supervision type:</p> <p><b>Conditions Satisfied:</b> Court supervision is terminated due to a juvenile satisfying imposed conditions of placement and/or probation.</p> <p><b>Compelling Reasons:</b> Court supervision is terminated early (i.e. prior to completion of all terms/conditions of a dispositional order) upon order of the court following a motion made by any party to the case.</p> <p><b>Reached Age 21:</b> Court supervision is terminated due to a juvenile attaining the age of 21 years (loss of court jurisdiction).</p> <p><b>Other:</b> Cases disposed in a manner outside the criteria of other disposition categories. In the first year of automated statewide data, the "Other" disposition category includes some administrative closures necessitated by the migration of data from legacy systems. This category will decrease over time as fewer administrative corrections are needed.</p> <p><b>Transferred to Another Juvenile Court:</b> Court supervision transferred to another county.</p>
<b>End Pending</b>	Represents the total number of cases awaiting adjudication/disposition at the end of the year. Cases Available for Disposition less Warrant Issued and Cases Disposed for the calendar year.
<b>Informal Adjustment Program Revoked</b>	Cases returned to the pending inventory due to the revocation of a previously entered informal adjustment arrangement as defined by a juvenile probation office. Informal Adjustment Programs are revoked due to juvenile non-compliance, violation, or other action(s) in defiance of agreed terms
<b>New Cases</b>	A new delinquency case is initiated upon the submission of a written allegation to a juvenile probation office (with prior approval by an attorney for the Commonwealth, where required). The unit of count is the docket number assigned by a juvenile probation office.
<b>New Consent Decree</b>	Active/disposed cases in which a Consent Decree has been approved by the court, placing a juvenile under the supervision of a probation office under stipulated terms.
<b>New Informal Adjustment</b>	Active/disposed cases in which an Informal Adjustment Program has been commenced with a juvenile probation office.
<b>Other Inbound (Pending)</b>	A residual category of inbound/active cases that includes cases refiled, cases transferred from another jurisdiction, cases with a vacated adjudication, and other inbound cases in active status for a reason not otherwise specified.
<b>Other Inbound (Formal/Informal)</b>	Delinquency cases returned to active court supervision or informal supervision for a reason not otherwise specified.

---

---

---

**Warrant Issued**

Cases placed in inactive status due to the issuance of a bench warrant.

**Warrant Returned**

Cases returned to the pending, formal supervision or informal supervision inventories due to the service or recall of a bench warrant previously issued against a juvenile respondent.

## 2021 Common Pleas State Totals Juvenile Dependency

<u>Pending Adjudication</u>	Abuse/Neglect	Status Offenses	Total
<b>Cases Pending 1/1/21</b>	<b>1,353<sup>(R)</sup></b>	<b>51<sup>(R)</sup></b>	<b>1,404<sup>(R)</sup></b>
New Petitions Filed	8,024	433	8,457
Other	1,572	57	1,629
<b>Petitions Available for Processing</b>	<b>10,949</b>	<b>541</b>	<b>11,490</b>

Processed By:

<b>Adjudicated Dependent</b>			
Judge	5,250	130	5,380
Hearing Officer	2,191	124	2,315
<b>Adjudicated NOT Dependent</b>			
Judge	548	15	563
Hearing Officer	106	13	119
Withdrawn/Dismissed/Inactive	1,183	128	1,311
Other	306	18	324
<b>Petitions Processed</b>	<b>9,584</b>	<b>428</b>	<b>10,012</b>
<b>Cases Pending 12/31/21</b>	<b>1,365</b>	<b>113</b>	<b>1,478</b>

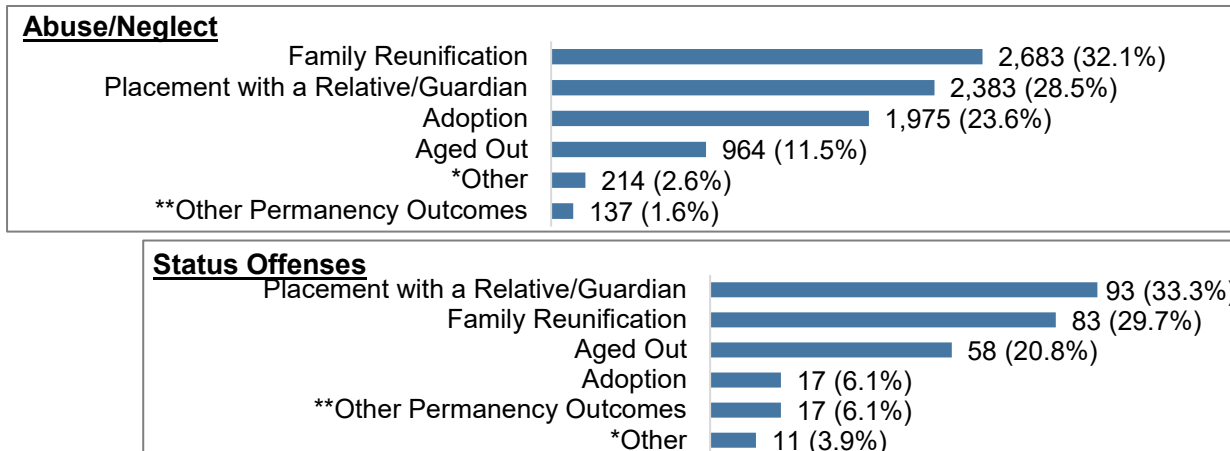
The Pending Adjudication Inventory is counted separately from adjudicated cases that are under court supervision.

**Adjudicated Dependent**

<b>Cases Pending 1/1/21</b>	<b>17,106<sup>(R)</sup></b>	<b>421<sup>(R)</sup></b>	<b>17,527<sup>(R)</sup></b>
New Adjudicated Dependent Cases	7,441	254	7,695
Other	204	12	216
<b>Adjudicated Dependent Cases</b>	<b>24,751</b>	<b>687</b>	<b>25,438</b>
<b>Court Supervision Terminated</b>	<b>8,356</b>	<b>279</b>	<b>8,635</b>
<b>Cases Pending 12/31/21</b>	<b>16,395</b>	<b>408</b>	<b>16,803</b>

If the case is adjudicated dependent, the case progresses to the Adjudicated Dependent Inventory and continues under court supervision.

**Court Supervision Terminated By:**



(R) - Revised

\* Other Permanency Outcomes include: adjudicated delinquent, delinquent, death due to natural causes, emancipation, permanent living arrangement, and parent has come forward.

\*\* Other includes cases where court supervision is terminated due to transfer out of jurisdiction, withdrawal and administrative closure.

Family Court Caseload - 2021 Juvenile Dependency Abuse/Neglect  
 Pending Adjudication - Available for Processing

	Begin Pending	New Petitions Filed	Other	Petitions Available for Processing	Petitions Processed	End Pending
<b><u>1st Class County</u></b>						
Philadelphia	404	1,225	224	1,853	1,566	287
<b><u>2nd Class County</u></b>						
Allegheny	210	895	198	1,303	1,099	204
<b><u>2A Class Counties</u></b>						
Bucks	60	134	35	229	124	105
Delaware	18	148	21	187	150	37
Montgomery	42	176	24	242	213	29
<b><u>3rd Class Counties</u></b>						
Berks	27	239	23	289	238	51
Chester	1	12	4	17	16	1
Cumberland	19	92	15	126	107	19
Dauphin	15	256	33	304	276	28
Erie	10	251	51	312	291	21
Lackawanna	7	120	36	163	150	13
Lancaster	31	160	18	209	188	21
Lehigh	57	333	61	451	386	65
Luzerne	44	441	153	638	609	29
Northampton	15	185	5	205	190	15
Westmoreland	23	95	14	132	115	17
York	28	426	50	504	486	18
<b><u>4th Class Counties</u></b>						
Beaver	5	29	1	35	33	2
Butler	8	87	20	115	99	16
Cambria	6	109	13	128	117	11
Centre	0	33	0	33	31	2
Fayette	30	246	86	362	321	41
Franklin	3	33	6	42	39	3
Monroe	1	103	9	113	112	1
Schuylkill	41	348	137	526	509	17
Washington	7	161	9	177	161	16
<b><u>5th Class Counties</u></b>						
Adams	14	79	19	112	105	7
Blair	23	118	29	170	135	35
Lawrence	18	86	27	131	113	18
Lebanon	2	53	5	60	55	5
Lycoming	0	36	6	42	40	2
Mercer	3	49	9	61	59	2
Northumberland	8	70	18	96	89	7



Family Court Caseload - 2021 Juvenile Dependency Abuse/Neglect  
 Pending Adjudication - Available for Processing

	Begin Pending	New Petitions Filed	Other	Petitions Available for Processing	Petitions Processed	End Pending
<b><u>6th Class Counties</u></b>						
Armstrong	6	56	10	72	66	6
Bedford	9	56	9	74	66	8
Bradford	9	53	12	74	62	12
Carbon	11	66	3	80	79	1
Clarion	1	33	10	44	38	6
Clearfield	14	44	4	62	43	19
Clinton	2	9	15	26	22	4
Columbia	23	100	23	146	115	31
Crawford	18	59	7	84	62	22
Elk	2	19	2	23	22	1
Greene	1	60	23	84	80	4
Huntingdon	6	44	6	56	52	4
Indiana	6	48	5	59	58	1
Jefferson	3	44	10	57	56	1
McKean	10	58	17	85	75	10
Mifflin	0	20	3	23	17	6
Perry	0	11	0	11	9	2
Pike	4	32	0	36	35	1
Somerset	8	73	21	102	98	4
Susquehanna	2	23	4	29	25	4
Tioga	8	64	14	86	73	13
Venango	24	97	1	122	69	53
Warren	1	8	1	10	10	0
Wayne	0	38	3	41	38	3
<b><u>7th Class Counties</u></b>						
Juniata	3	11	1	15	13	2
Snyder	0	0	0	0	0	0
Union	0	6	0	6	6	0
Wyoming	0	38	6	44	44	0
<b><u>8th Class Counties</u></b>						
Cameron	0	10	0	10	10	0
Forest	0	0	0	0	0	0
Fulton	0	9	0	9	7	2
Montour	1	2	3	6	6	0
Potter	1	5	0	6	6	0
Sullivan	0	0	0	0	0	0

Family Court Caseload - 2021 Juvenile Dependency Abuse/Neglect  
 Pending Adjudication - Processed

	Adjudicated Dependent		Adjudicated NOT Dependent		Withdrawn /Dismissed /Inactive	Other
	Judge	Hearing Officer	Judge	Hearing Officer		
<b><u>1st Class County</u></b>						
Philadelphia	1,307	9	146	0	82	22
<b><u>2nd Class County</u></b>						
Allegheny	816	0	114	0	131	38
<b><u>2A Class Counties</u></b>						
Bucks	96	0	0	0	22	6
Delaware	8	86	0	1	39	16
Montgomery	157	0	3	0	42	11
<b><u>3rd Class Counties</u></b>						
Berks	157	0	8	0	72	1
Chester	1	12	0	0	3	0
Cumberland	11	83	0	3	0	10
Dauphin	13	210	10	15	25	3
Erie	55	230	1	2	0	3
Lackawanna	131	0	1	0	12	6
Lancaster	151	0	14	0	0	23
Lehigh	22	190	0	1	168	5
Luzerne	33	401	10	33	122	10
Northampton	32	125	0	4	29	0
Westmoreland	15	83	0	1	16	0
York	399	0	37	0	50	0
<b><u>4th Class Counties</u></b>						
Beaver	9	13	0	0	11	0
Butler	2	67	0	2	28	0
Cambria	52	55	3	2	2	3
Centre	30	0	1	0	0	0
Fayette	196	0	62	0	13	50
Franklin	2	34	0	2	0	1
Monroe	86	0	25	0	1	0
Schuylkill	359	0	51	0	94	5
Washington	37	112	2	4	5	1
<b><u>5th Class Counties</u></b>						
Adams	70	0	3	0	24	8
Blair	33	72	10	9	11	0
Lawrence	25	67	0	1	12	8
Lebanon	53	0	1	0	0	1
Lycoming	13	16	5	2	3	1
Mercer	45	0	0	0	13	1
Northumberland	64	0	6	0	18	1

Family Court Caseload - 2021 Juvenile Dependency Abuse/Neglect  
 Pending Adjudication - Processed

	Adjudicated Dependent		Adjudicated NOT Dependent		Withdrawn /Dismissed /Inactive	Other
	Judge	Hearing Officer	Judge	Hearing Officer		
<b><u>6th Class Counties</u></b>						
Armstrong	59	0	2	0	5	0
Bedford	44	0	1	0	21	0
Bradford	11	33	2	5	11	0
Carbon	40	34	1	2	0	2
Clarion	33	0	0	0	2	3
Clearfield	34	0	0	0	4	5
Clinton	17	0	2	0	2	1
Columbia	2	102	0	0	11	0
Crawford	0	29	0	10	23	0
Elk	19	0	2	0	0	1
Greene	7	55	1	4	7	6
Huntingdon	47	0	1	0	1	3
Indiana	53	0	0	0	1	4
Jefferson	42	0	1	0	1	12
McKean	23	38	1	0	9	4
Mifflin	17	0	0	0	0	0
Perry	9	0	0	0	0	0
Pike	34	0	0	0	1	0
Somerset	85	0	3	0	9	1
Susquehanna	23	0	0	0	0	2
Tioga	50	0	1	0	22	0
Venango	43	0	0	0	2	24
Warren	10	0	0	0	0	0
Wayne	3	32	1	1	1	0
<b><u>7th Class Counties</u></b>						
Juniata	7	0	2	0	0	4
Snyder	0	0	0	0	0	0
Union	6	0	0	0	0	0
Wyoming	30	0	13	0	1	0
<b><u>8th Class Counties</u></b>						
Cameron	9	0	1	0	0	0
Forest	0	0	0	0	0	0
Fulton	7	0	0	0	0	0
Montour	0	3	0	2	1	0
Potter	6	0	0	0	0	0
Sullivan	0	0	0	0	0	0

Family Court Caseload - 2021 Juvenile Dependency Status Offenses  
 Pending Adjudication - Available for Processing

	Begin Pending	New Petitions Filed	Other	Petitions Available for Processing	Petitions Processed	End Pending
<b><u>1st Class County</u></b>						
Philadelphia	5	21	1	27	10	17
<b><u>2nd Class County</u></b>						
Allegheny	3	36	5	44	38	6
<b><u>2A Class Counties</u></b>						
Bucks	0	0	0	0	0	0
Delaware	0	0	0	0	0	0
Montgomery	2	19	1	22	20	2
<b><u>3rd Class Counties</u></b>						
Berks	0	0	0	0	0	0
Chester	0	2	0	2	0	2
Cumberland	0	0	1	1	1	0
Dauphin	0	7	0	7	7	0
Erie	1	18	0	19	16	3
Lackawanna	0	0	0	0	0	0
Lancaster	0	0	0	0	0	0
Lehigh	0	5	0	5	5	0
Luzerne	24	213	23	260	187	73
Northampton	0	0	0	0	0	0
Westmoreland	1	10	5	16	15	1
York	0	0	0	0	0	0
<b><u>4th Class Counties</u></b>						
Beaver	0	0	0	0	0	0
Butler	2	0	1	3	3	0
Cambria	0	2	0	2	2	0
Centre	0	0	0	0	0	0
Fayette	1	8	4	13	11	2
Franklin	0	1	0	1	0	1
Monroe	0	0	0	0	0	0
Schuylkill	0	6	2	8	8	0
Washington	0	4	0	4	3	1
<b><u>5th Class Counties</u></b>						
Adams	0	0	0	0	0	0
Blair	0	0	0	0	0	0
Lawrence	0	0	0	0	0	0
Lebanon	0	15	0	15	15	0
Lycoming	0	0	0	0	0	0
Mercer	0	1	2	3	2	1
Northumberland	1	2	0	3	3	0

Family Court Caseload - 2021 Juvenile Dependency Status Offenses  
 Pending Adjudication - Available for Processing

	Begin Pending	New Petitions Filed	Other	Petitions Available for Processing	Petitions Processed	End Pending
<b><u>6th Class Counties</u></b>						
Armstrong	0	0	3	3	3	0
Bedford	0	0	0	0	0	0
Bradford	1	9	0	10	10	0
Carbon	1	1	0	2	2	0
Clarion	0	0	0	0	0	0
Clearfield	1	17	0	18	17	1
Clinton	3	13	4	20	20	0
Columbia	0	3	0	3	3	0
Crawford	0	0	1	1	1	0
Elk	0	0	0	0	0	0
Greene	1	3	1	5	3	2
Huntingdon	0	2	0	2	2	0
Indiana	0	1	0	1	1	0
Jefferson	0	1	0	1	1	0
McKean	2	5	0	7	7	0
Mifflin	0	0	0	0	0	0
Perry	0	0	0	0	0	0
Pike	2	2	0	4	4	0
Somerset	0	0	0	0	0	0
Susquehanna	0	0	0	0	0	0
Tioga	0	0	0	0	0	0
Venango	0	2	0	2	2	0
Warren	0	0	0	0	0	0
Wayne	0	1	0	1	1	0
<b><u>7th Class Counties</u></b>						
Juniata	0	2	3	5	4	1
Snyder	0	1	0	1	1	0
Union	0	0	0	0	0	0
Wyoming	0	0	0	0	0	0
<b><u>8th Class Counties</u></b>						
Cameron	0	0	0	0	0	0
Forest	0	0	0	0	0	0
Fulton	0	0	0	0	0	0
Montour	0	0	0	0	0	0
Potter	0	0	0	0	0	0
Sullivan	0	0	0	0	0	0

Family Court Caseload - 2021 Juvenile Dependency Status Offenses  
 Pending Adjudication - Processed

	Adjudicated Dependent		Adjudicated NOT Dependent		Withdrawn /Dismissed /Inactive	Other
	Judge	Hearing Officer	Judge	Hearing Officer		
<b><u>1st Class County</u></b>						
Philadelphia	7	0	0	0	3	0
<b><u>2nd Class County</u></b>						
Allegheny	33	0	2	0	3	0
<b><u>2A Class Counties</u></b>						
Bucks	0	0	0	0	0	0
Delaware	0	0	0	0	0	0
Montgomery	12	0	5	0	3	0
<b><u>3rd Class Counties</u></b>						
Berks	0	0	0	0	0	0
Chester	0	0	0	0	0	0
Cumberland	0	1	0	0	0	0
Dauphin	0	5	2	0	0	0
Erie	0	16	0	0	0	0
Lackawanna	0	0	0	0	0	0
Lancaster	0	0	0	0	0	0
Lehigh	0	0	0	0	5	0
Luzerne	1	68	0	12	102	4
Northampton	0	0	0	0	0	0
Westmoreland	1	11	0	0	3	0
York	0	0	0	0	0	0
<b><u>4th Class Counties</u></b>						
Beaver	0	0	0	0	0	0
Butler	0	0	0	0	3	0
Cambria	1	0	0	0	0	1
Centre	0	0	0	0	0	0
Fayette	4	0	2	0	0	5
Franklin	0	0	0	0	0	0
Monroe	0	0	0	0	0	0
Schuylkill	2	0	4	0	2	0
Washington	0	1	0	0	0	2
<b><u>5th Class Counties</u></b>						
Adams	0	0	0	0	0	0
Blair	0	0	0	0	0	0
Lawrence	0	0	0	0	0	0
Lebanon	15	0	0	0	0	0
Lycoming	0	0	0	0	0	0
Mercer	2	0	0	0	0	0
Northumberland	3	0	0	0	0	0

Family Court Caseload - 2021 Juvenile Dependency Status Offenses  
 Pending Adjudication - Processed

	Adjudicated Dependent		Adjudicated NOT Dependent		Withdrawn /Dismissed /Inactive	Other
	Judge	Hearing Officer	Judge	Hearing Officer		
<b><u>6th Class Counties</u></b>						
Armstrong	3	0	0	0	0	0
Bedford	0	0	0	0	0	0
Bradford	0	8	0	0	2	0
Carbon	1	1	0	0	0	0
Clarion	0	0	0	0	0	0
Clearfield	16	0	0	0	1	0
Clinton	18	0	0	0	1	1
Columbia	0	3	0	0	0	0
Crawford	0	1	0	0	0	0
Elk	0	0	0	0	0	0
Greene	0	1	0	1	0	1
Huntingdon	2	0	0	0	0	0
Indiana	1	0	0	0	0	0
Jefferson	1	0	0	0	0	0
McKean	0	7	0	0	0	0
Mifflin	0	0	0	0	0	0
Perry	0	0	0	0	0	0
Pike	2	0	0	0	0	2
Somerset	0	0	0	0	0	0
Susquehanna	0	0	0	0	0	0
Tioga	0	0	0	0	0	0
Venango	2	0	0	0	0	0
Warren	0	0	0	0	0	0
Wayne	0	1	0	0	0	0
<b><u>7th Class Counties</u></b>						
Juniata	2	0	0	0	0	2
Snyder	1	0	0	0	0	0
Union	0	0	0	0	0	0
Wyoming	0	0	0	0	0	0
<b><u>8th Class Counties</u></b>						
Cameron	0	0	0	0	0	0
Forest	0	0	0	0	0	0
Fulton	0	0	0	0	0	0
Montour	0	0	0	0	0	0
Potter	0	0	0	0	0	0
Sullivan	0	0	0	0	0	0

Family Court Caseload - 2021 Juvenile Dependency Abuse/Neglect  
 Adjudicated Dependent - Available for Processing

	Begin Pending	New Adjudicated Dependent Cases	Other	Adjudicated Dependent Cases	Court Supervision Terminated	End Pending
<b><u>1st Class County</u></b>						
Philadelphia	5,464	1,316	35	6,815	1,928	4,887
<b><u>2nd Class County</u></b>						
Allegheny	1,873	816	4	2,693	850	1,843
<b><u>2A Class Counties</u></b>						
Bucks	299	96	3	398	160	238
Delaware	411	94	10	515	173	342
Montgomery	400	157	11	568	217	351
<b><u>3rd Class Counties</u></b>						
Berks	480	157	1	638	249	389
Chester	92	13	1	106	40	66
Cumberland	227	94	4	325	99	226
Dauphin	335	223	6	564	212	352
Erie	372	285	11	668	234	434
Lackawanna	206	131	1	338	129	209
Lancaster	339	151	4	494	138	356
Lehigh	349	212	6	567	186	381
Luzerne	737	434	1	1,172	359	813
Northampton	368	157	4	529	175	354
Westmoreland	266	98	10	374	123	251
York	518	399	5	922	414	508
<b><u>4th Class Counties</u></b>						
Beaver	35	22	0	57	23	34
Butler	143	69	1	213	99	114
Cambria	131	107	6	244	120	124
Centre	82	30	1	113	39	74
Fayette	193	196	7	396	169	227
Franklin	108	36	0	144	60	84
Monroe	163	86	0	249	94	155
Schuylkill	698	359	2	1,059	394	665
Washington	238	149	2	389	143	246
<b><u>5th Class Counties</u></b>						
Adams	60	70	3	133	60	73
Blair	91	105	0	196	86	110
Lawrence	185	92	9	286	79	207
Lebanon	98	53	2	153	28	125
Lycoming	59	29	1	89	38	51
Mercer	43	45	0	88	24	64
Northumberland	138	64	1	203	103	100



Family Court Caseload - 2021 Juvenile Dependency Abuse/Neglect  
 Adjudicated Dependent - Available for Processing

	Begin Pending	New Adjudicated Dependent Cases	Other	Adjudicated Dependent Cases	Court Supervision Terminated	End Pending
<b><u>6th Class Counties</u></b>						
Armstrong	55	59	2	116	48	68
Bedford	41	44	0	85	28	57
Bradford	94	44	1	139	60	79
Carbon	108	74	1	183	51	132
Clarion	54	33	0	87	41	46
Clearfield	214	34	2	250	72	178
Clinton	22	17	5	44	25	19
Columbia	181	104	3	288	103	185
Crawford	81	29	0	110	35	75
Elk	16	19	0	35	9	26
Greene	83	62	1	146	66	80
Huntingdon	57	47	1	105	46	59
Indiana	77	53	0	130	52	78
Jefferson	126	42	8	176	74	102
McKean	57	61	2	120	33	87
Mifflin	41	17	0	58	26	32
Perry	16	9	0	25	9	16
Pike	30	34	2	66	28	38
Somerset	133	85	0	218	56	162
Susquehanna	38	23	0	61	23	38
Tioga	64	50	0	114	33	81
Venango	121	43	22	186	70	116
Warren	34	10	0	44	1	43
Wayne	67	35	2	104	44	60
<b><u>7th Class Counties</u></b>						
Juniata	14	7	0	21	8	13
Snyder	5	0	0	5	5	0
Union	13	6	0	19	13	6
Wyoming	34	30	0	64	27	37
<b><u>8th Class Counties</u></b>						
Cameron	7	9	0	16	6	10
Forest	0	0	0	0	0	0
Fulton	1	7	0	8	1	7
Montour	16	3	0	19	13	6
Potter	5	6	0	11	5	6
Sullivan	0	0	0	0	0	0

Family Court Caseload - 2021 Juvenile Dependency Abuse/Neglect  
 Adjudicated Dependent - Court Supervision Terminated

	Family Reunification	%	Placement with a Relative/ Guardian	%	Adoption	%	Aged Out	%	Other	%	Other Permanency Outcomes	%
<b><u>1st Class County</u></b>												
Philadelphia	654	33.9	362	18.8	476	24.7	389	20.2	18	0.9	29	1.5
<b><u>2nd Class County</u></b>												
Allegheny	301	35.4	235	27.6	197	23.2	98	11.5	6	0.7	13	1.5
<b><u>2A Class Counties</u></b>												
Bucks	63	39.4	34	21.3	39	24.4	5	3.1	3	1.9	16	10.0
Delaware	31	17.9	74	42.8	31	17.9	27	15.6	3	1.7	7	4.0
Montgomery	74	34.1	75	34.6	40	18.4	28	12.9	0	--	0	--
<b><u>3rd Class Counties</u></b>												
Berks	63	25.3	45	18.1	111	44.6	21	8.4	6	2.4	3	1.2
Chester	8	20.0	10	25.0	9	22.5	8	20.0	0	--	5	12.5
Cumberland	42	42.4	18	18.2	25	25.3	14	14.1	0	--	0	--
Dauphin	88	41.5	37	17.5	63	29.7	14	6.6	7	3.3	3	1.4
Erie	86	36.8	26	11.1	95	40.6	22	9.4	4	1.7	1	0.4
Lackawanna	84	65.1	24	18.6	10	7.8	4	3.1	4	3.1	3	2.3
Lancaster	46	33.3	17	12.3	43	31.2	23	16.7	4	2.9	5	3.6
Lehigh	60	32.3	67	36.0	35	18.8	18	9.7	3	1.6	3	1.6
Luzerne	83	23.1	193	53.8	60	16.7	9	2.5	11	3.1	3	0.8
Northampton	72	41.1	44	25.1	30	17.1	23	13.1	5	2.9	1	0.6
Westmoreland	30	24.4	12	9.8	50	40.7	22	17.9	5	4.1	4	3.3
York	102	24.6	133	32.1	124	30.0	44	10.6	8	1.9	3	0.7
<b><u>4th Class Counties</u></b>												
Beaver	10	43.5	3	13.0	4	17.4	5	21.7	0	--	1	4.3
Butler	47	47.5	21	21.2	18	18.2	9	9.1	4	4.0	0	--
Cambria	13	10.8	75	62.5	13	10.8	3	2.5	14	11.7	2	1.7
Centre	10	25.6	5	12.8	14	35.9	5	12.8	4	10.3	1	2.6
Fayette	52	30.8	71	42.0	27	16.0	5	3.0	14	8.3	0	--
Franklin	26	43.3	4	6.7	19	31.7	7	11.7	3	5.0	1	1.7
Monroe	41	43.6	20	21.3	23	24.5	9	9.6	1	1.1	0	--
Schuylkill	42	10.7	284	72.1	47	11.9	14	3.6	5	1.3	2	0.5
Washington	39	27.3	28	19.6	62	43.4	9	6.3	5	3.5	0	--
<b><u>5th Class Counties</u></b>												
Adams	18	30.0	33	55.0	5	8.3	1	1.7	3	5.0	0	--
Blair	18	20.9	36	41.9	19	22.1	5	5.8	3	3.5	5	5.8
Lawrence	38	48.1	7	8.9	15	19.0	7	8.9	10	12.7	2	2.5
Lebanon	4	14.3	2	7.1	11	39.3	10	35.7	0	--	1	3.6
Lycoming	9	23.7	9	23.7	11	28.9	4	10.5	4	10.5	1	2.6
Mercer	12	50.0	1	4.2	0	--	1	4.2	9	37.5	1	4.2
Northumberland	29	28.2	41	39.8	24	23.3	6	5.8	2	1.9	1	1.0

Family Court Caseload - 2021 Juvenile Dependency Abuse/Neglect  
 Adjudicated Dependent - Court Supervision Terminated

	Family Reunification	%	Placement with a Relative/ Guardian	%	Adoption	%	Aged Out	%	Other	%	Other Permanency Outcomes	%
<b><u>6th Class Counties</u></b>												
Armstrong	19	39.6	26	54.2	0	--	3	6.3	0	--	0	--
Bedford	4	14.3	4	14.3	11	39.3	7	25.0	2	7.1	0	--
Bradford	32	53.3	9	15.0	10	16.7	6	10.0	2	3.3	1	1.7
Carbon	23	45.1	10	19.6	6	11.8	8	15.7	1	2.0	3	5.9
Clarion	17	41.5	3	7.3	14	34.1	4	9.8	3	7.3	0	--
Clearfield	21	29.2	36	50.0	8	11.1	2	2.8	5	6.9	0	--
Clinton	13	52.0	4	16.0	3	12.0	1	4.0	4	16.0	0	--
Columbia	9	8.7	67	65.0	14	13.6	7	6.8	1	1.0	5	4.9
Crawford	9	25.7	2	5.7	19	54.3	3	8.6	1	2.9	1	2.9
Elk	0	--	5	55.6	0	--	0	--	3	33.3	1	11.1
Greene	30	45.5	19	28.8	9	13.6	1	1.5	6	9.1	1	1.5
Huntingdon	8	17.4	20	43.5	13	28.3	3	6.5	0	--	2	4.3
Indiana	8	15.4	26	50.0	12	23.1	6	11.5	0	--	0	--
Jefferson	24	32.4	24	32.4	20	27.0	3	4.1	2	2.7	1	1.4
McKean	7	21.2	6	18.2	9	27.3	8	24.2	3	9.1	0	--
Mifflin	13	50.0	1	3.8	9	34.6	0	--	3	11.5	0	--
Perry	3	33.3	1	11.1	1	11.1	4	44.4	0	--	0	--
Pike	17	60.7	2	7.1	3	10.7	4	14.3	0	--	2	7.1
Somerset	24	42.9	13	23.2	10	17.9	9	16.1	0	--	0	--
Susquehanna	9	39.1	5	21.7	9	39.1	0	--	0	--	0	--
Tioga	10	30.3	8	24.2	13	39.4	2	6.1	0	--	0	--
Venango	30	42.9	15	21.4	13	18.6	5	7.1	6	8.6	1	1.4
Warren	0	--	0	--	0	--	1	100.0	0	--	0	--
Wayne	24	54.5	9	20.5	6	13.6	3	6.8	2	4.5	0	--
<b><u>7th Class Counties</u></b>												
Juniata	2	25.0	0	--	2	25.0	2	25.0	1	12.5	1	12.5
Snyder	3	60.0	2	40.0	0	--	0	--	0	--	0	--
Union	8	61.5	4	30.8	1	7.7	0	--	0	--	0	--
Wyoming	8	29.6	7	25.9	9	33.3	1	3.7	1	3.7	1	3.7
<b><u>8th Class Counties</u></b>												
Cameron	0	--	5	83.3	0	--	1	16.7	0	--	0	--
Forest	0	--	0	--	0	--	0	--	0	--	0	--
Fulton	0	--	1	100.0	0	--	0	--	0	--	0	--
Montour	10	76.9	1	7.7	1	7.7	1	7.7	0	--	0	--
Potter	3	60.0	2	40.0	0	--	0	--	0	--	0	--
Sullivan	0	--	0	--	0	--	0	--	0	--	0	--

Family Court Caseload - 2021 Juvenile Dependency Status Offenses  
 Adjudicated Dependent - Available for Processing

	Begin Pending	New Adjudicated Dependent Cases	Other	Adjudicated Dependent Cases	Court Supervision Terminated	End Pending
<b><u>1st Class County</u></b>						
Philadelphia	9	7	0	16	4	12
<b><u>2nd Class County</u></b>						
Allegheny	68	33	0	101	35	66
<b><u>2A Class Counties</u></b>						
Bucks	0	0	0	0	0	0
Delaware	2	0	0	2	1	1
Montgomery	10	12	0	22	13	9
<b><u>3rd Class Counties</u></b>						
Berks	0	0	0	0	0	0
Chester	12	0	0	12	11	1
Cumberland	4	1	0	5	3	2
Dauphin	6	5	0	11	9	2
Erie	34	16	2	52	15	37
Lackawanna	1	0	0	1	0	1
Lancaster	2	0	0	2	1	1
Lehigh	0	0	0	0	0	0
Luzerne	53	69	0	122	35	87
Northampton	0	0	0	0	0	0
Westmoreland	22	12	4	38	19	19
York	2	0	0	2	1	1
<b><u>4th Class Counties</u></b>						
Beaver	2	0	0	2	2	0
Butler	1	0	0	1	1	0
Cambria	4	1	0	5	1	4
Centre	0	0	0	0	0	0
Fayette	3	4	3	10	3	7
Franklin	0	0	0	0	0	0
Monroe	2	0	0	2	1	1
Schuylkill	13	2	0	15	5	10
Washington	4	1	0	5	2	3
<b><u>5th Class Counties</u></b>						
Adams	0	0	0	0	0	0
Blair	9	0	0	9	3	6
Lawrence	1	0	0	1	0	1
Lebanon	20	15	0	35	7	28
Lycoming	0	0	0	0	0	0
Mercer	5	2	0	7	4	3
Northumberland	12	3	0	15	10	5

Family Court Caseload - 2021 Juvenile Dependency Status Offenses  
 Adjudicated Dependent - Available for Processing

	Begin Pending	New Adjudicated Dependent Cases	Other	Adjudicated Dependent Cases	Court Supervision Terminated	End Pending
<b><u>6th Class Counties</u></b>						
Armstrong	6	3	0	9	4	5
Bedford	1	0	0	1	1	0
Bradford	2	8	0	10	3	7
Carbon	1	2	0	3	2	1
Clarion	0	0	0	0	0	0
Clearfield	64	16	0	80	41	39
Clinton	2	18	1	21	6	15
Columbia	4	3	0	7	5	2
Crawford	2	1	0	3	0	3
Elk	0	0	0	0	0	0
Greene	0	1	0	1	0	1
Huntingdon	7	2	0	9	7	2
Indiana	2	1	0	3	2	1
Jefferson	3	1	0	4	0	4
McKean	5	7	0	12	4	8
Mifflin	0	0	0	0	0	0
Perry	0	0	0	0	0	0
Pike	4	2	0	6	3	3
Somerset	1	0	0	1	0	1
Susquehanna	1	0	0	1	1	0
Tioga	0	0	0	0	0	0
Venango	1	2	0	3	0	3
Warren	0	0	0	0	0	0
Wayne	0	1	0	1	1	0
<b><u>7th Class Counties</u></b>						
Juniata	4	2	2	8	5	3
Snyder	0	1	0	1	1	0
Union	4	0	0	4	4	0
Wyoming	1	0	0	1	1	0
<b><u>8th Class Counties</u></b>						
Cameron	4	0	0	4	1	3
Forest	0	0	0	0	0	0
Fulton	0	0	0	0	0	0
Montour	1	0	0	1	1	0
Potter	0	0	0	0	0	0
Sullivan	0	0	0	0	0	0

Family Court Caseload - 2021 Juvenile Dependency Status Offenses  
 Adjudicated Dependent - Court Supervision Terminated

	Family Reunification	%	Placement with a Relative/Guardian	%	Adoption	%	Aged Out	%	Other	%	Other Permanency Outcomes	%
<b><u>1st Class County</u></b>												
Philadelphia	0	--	0	--	4	100.0	0	--	0	--	0	--
<b><u>2nd Class County</u></b>												
Allegheny	11	31.4	3	8.6	3	8.6	15	42.9	1	2.9	2	5.7
<b><u>2A Class Counties</u></b>												
Bucks	0	--	0	--	0	--	0	--	0	--	0	--
Delaware	0	--	1	100.0	0	--	0	--	0	--	0	--
Montgomery	4	30.8	6	46.2	1	7.7	1	7.7	1	7.7	0	--
<b><u>3rd Class Counties</u></b>												
Berks	0	--	0	--	0	--	0	--	0	--	0	--
Chester	4	36.4	2	18.2	0	--	4	36.4	0	--	1	9.1
Cumberland	1	33.3	2	66.7	0	--	0	--	0	--	0	--
Dauphin	5	55.6	0	--	3	33.3	0	--	1	11.1	0	--
Erie	3	20.0	4	26.7	2	13.3	3	20.0	1	6.7	2	13.3
Lackawanna	0	--	0	--	0	--	0	--	0	--	0	--
Lancaster	0	--	0	--	1	100.0	0	--	0	--	0	--
Lehigh	0	--	0	--	0	--	0	--	0	--	0	--
Luzerne	7	20.0	18	51.4	1	2.9	5	14.3	2	5.7	2	5.7
Northampton	0	--	0	--	0	--	0	--	0	--	0	--
Westmoreland	10	52.6	2	10.5	1	5.3	3	15.8	0	--	3	15.8
York	0	--	0	--	1	100.0	0	--	0	--	0	--
<b><u>4th Class Counties</u></b>												
Beaver	1	50.0	1	50.0	0	--	0	--	0	--	0	--
Butler	0	--	0	--	0	--	0	--	0	--	1	100.0
Cambria	0	--	1	100.0	0	--	0	--	0	--	0	--
Centre	0	--	0	--	0	--	0	--	0	--	0	--
Fayette	0	--	2	66.7	0	--	0	--	1	33.3	0	--
Franklin	0	--	0	--	0	--	0	--	0	--	0	--
Monroe	0	--	0	--	0	--	1	100.0	0	--	0	--
Schuylkill	0	--	5	100.0	0	--	0	--	0	--	0	--
Washington	0	--	1	50.0	0	--	1	50.0	0	--	0	--
<b><u>5th Class Counties</u></b>												
Adams	0	--	0	--	0	--	0	--	0	--	0	--
Blair	1	33.3	2	66.7	0	--	0	--	0	--	0	--
Lawrence	0	--	0	--	0	--	0	--	0	--	0	--
Lebanon	1	14.3	0	--	0	--	6	85.7	0	--	0	--
Lycoming	0	--	0	--	0	--	0	--	0	--	0	--
Mercer	2	50.0	0	--	0	--	1	25.0	1	25.0	0	--
Northumberland	4	40.0	6	60.0	0	--	0	--	0	--	0	--

Family Court Caseload - 2021 Juvenile Dependency Status Offenses  
 Adjudicated Dependent - Court Supervision Terminated

	Family Reunification		Placement with a Relative/Guardian		Adoption		Aged Out		Other		Other Permanency Outcomes	
		%		%		%		%		%		%
<b><u>6th Class Counties</u></b>												
Armstrong	1	25.0	2	50.0	0	--	1	25.0	0	--	0	--
Bedford	0	--	0	--	0	--	1	100.0	0	--	0	--
Bradford	1	33.3	0	--	0	--	2	66.7	0	--	0	--
Carbon	1	50.0	0	--	0	--	1	50.0	0	--	0	--
Clarion	0	--	0	--	0	--	0	--	0	--	0	--
Clearfield	10	24.4	24	58.5	0	--	4	9.8	0	--	3	7.3
Clinton	1	16.7	2	33.3	0	--	3	50.0	0	--	0	--
Columbia	0	--	5	100.0	0	--	0	--	0	--	0	--
Crawford	0	--	0	--	0	--	0	--	0	--	0	--
Elk	0	--	0	--	0	--	0	--	0	--	0	--
Greene	0	--	0	--	0	--	0	--	0	--	0	--
Huntingdon	3	42.9	2	28.6	0	--	1	14.3	0	--	1	14.3
Indiana	1	50.0	0	--	0	--	1	50.0	0	--	0	--
Jefferson	0	--	0	--	0	--	0	--	0	--	0	--
McKean	3	75.0	0	--	0	--	1	25.0	0	--	0	--
Mifflin	0	--	0	--	0	--	0	--	0	--	0	--
Perry	0	--	0	--	0	--	0	--	0	--	0	--
Pike	1	33.3	0	--	0	--	1	33.3	0	--	1	33.3
Somerset	0	--	0	--	0	--	0	--	0	--	0	--
Susquehanna	0	--	1	100.0	0	--	0	--	0	--	0	--
Tioga	0	--	0	--	0	--	0	--	0	--	0	--
Venango	0	--	0	--	0	--	0	--	0	--	0	--
Warren	0	--	0	--	0	--	0	--	0	--	0	--
Wayne	0	--	0	--	0	--	0	--	0	--	1	100.0
<b><u>7th Class Counties</u></b>												
Juniata	2	40.0	0	--	0	--	0	--	3	60.0	0	--
Snyder	1	100.0	0	--	0	--	0	--	0	--	0	--
Union	4	100.0	0	--	0	--	0	--	0	--	0	--
Wyoming	0	--	0	--	0	--	1	100.0	0	--	0	--
<b><u>8th Class Counties</u></b>												
Cameron	0	--	0	--	0	--	1	100.0	0	--	0	--
Forest	0	--	0	--	0	--	0	--	0	--	0	--
Fulton	0	--	0	--	0	--	0	--	0	--	0	--
Montour	0	--	1	100.0	0	--	0	--	0	--	0	--
Potter	0	--	0	--	0	--	0	--	0	--	0	--
Sullivan	0	--	0	--	0	--	0	--	0	--	0	--

---

---

## **JUVENILE DEPENDENCY** **ABUSE/NEGLECT & STATUS OFFENSE**

... a classification of juvenile cases which involves the absence of the proper parental care or supervision necessary for the physical, mental, emotional, or moral health of an individual under 18 years of age.

**Abuse/Neglect** - alleges non-accidental physical or mental injuries to a child. Abuse/Neglect cases include allegations of sexual abuse or exploitation, abandonment, insufficient food, housing, medical care, shelter or supervision which endangers the child's life or development, parent's inability to care for a child due to his or her own mental health, etc.

**Status Offense** - addresses acts or conduct which are recognized to be offenses, but only when committed or engaged in by juveniles and which can be adjudicated only by a juvenile court. Examples of status offenses are curfew violations, incorrigibility, juveniles alleged to be runaways, truancy, uncontrollable behavior, etc.

**Adjudicated Dependent** If the case is adjudicated dependent, the case becomes part of the Adjudicated Dependent Inventory and continues under court supervision.

**Adjudicated Not Dependent** If the case is adjudicated NOT dependent, the case is closed.

**Cases Processed** A dependency petition is considered processed when an order adjudicating the petition is issued, typically at a permanency placement hearing. The disposition is recorded whether or not the juvenile is adjudicated dependent.

**Court Supervision Terminated** Court supervision of Adjudicated Dependent Cases is terminated when the child achieves permanency. Permanency outcomes include the following:

**Family Reunification** - the child is returned to the parent(s). Includes the CPCMS termination category of *reunification*

**Adoption** - the legal and permanent transfer of all parental rights and responsibilities to adoptive parents. Includes CPCMS termination category of *adoption*.

**Placement with a Relative or Guardian** - the custody of the child is transferred from the natural parent to a relative or caregiver. Both permanent and non-permanent placements are included in this category. Includes CPCMS termination categories of *child with guardian*, *placement with relative*, *subsidized permanent legal custodian/relative*, and *permanent placement with relative*.

**Aged Out** - the dependent child reaches the age of 18. Includes CPCMS termination category *aged out*.

**Other Permanency Outcomes** - includes the CPCMS termination categories of *adjudicated delinquent*, *death due to natural causes*, *death due to negligence*, *emancipation*, *permanent living arrangement*, *Family Service Plan completed*, *permanency plan completed*.



---

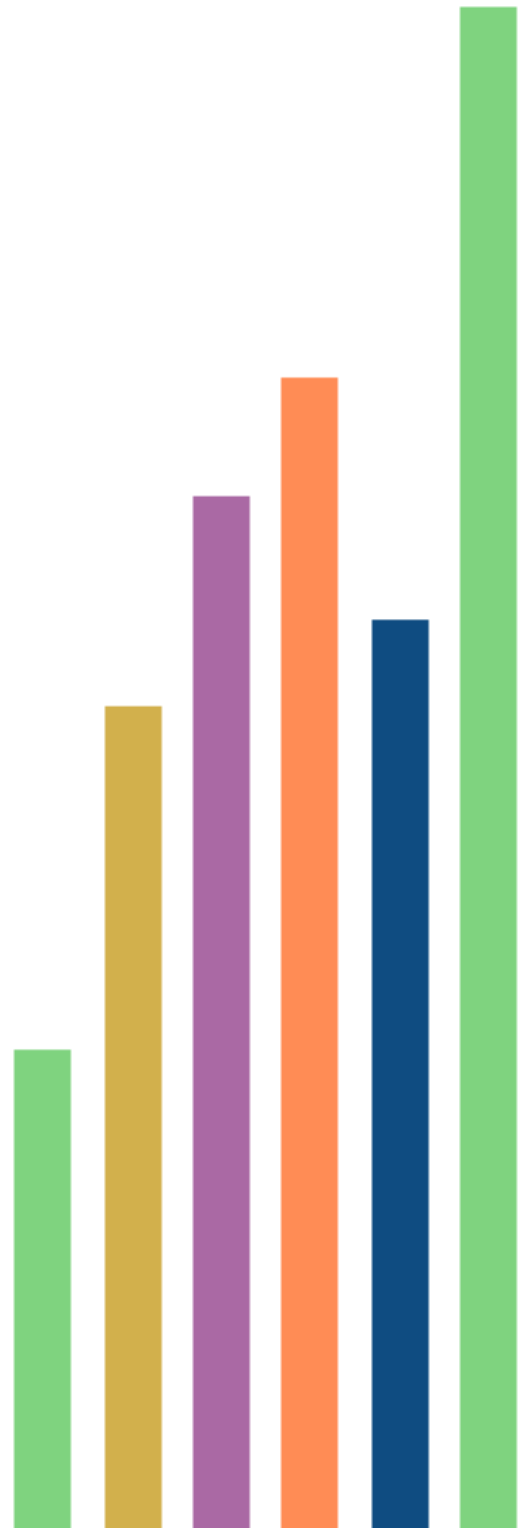
---

**Other Terminations** - includes CPCMS termination categories *transferred to other jurisdiction, inactive due to warrant, cases withdrawn, cases closed without disposition*, as well as categories reserved for administrative closings and data corrections.

<b>Judge</b>	This disposition type refers to the number of cases in which disputed issues of fact were heard before a judge in an evidentiary proceeding. Dispositional hearings, review hearings and ancillary petitions are NOT included. Also NOT included are cases initially heard by a master or hearing officer where the judge signs the agreement or order after the matter is resolved by the non-judicial officer.
<b>Juvenile Court Hearing Officer</b>	This disposition type refers to the number of cases in which disputed issues of fact were heard by a hearing officer in an evidentiary proceeding. Included are single cases with multiple hearings in which there were NO hearings before a judge
<b>New Petitions Filed</b>	A new dependency case (abuse/neglect and status offense) is initiated with the filing of a petition. Included are reopened cases where a new petition has been filed.
<b>Other (inbound)</b>	Inbound cases that are transferred from another jurisdiction, cases reopened due to a warrant. Includes CPCMS entries <i>transferred from other jurisdiction, case reopened due to warrant</i> as well as categories reserved for data corrections or administrative actions.
<b>Other (outbound)</b>	This disposition type refers to the number of cases not processed by a judge or non-judicial officer. Included are all cases which have been transferred to another jurisdiction, cases in which the manner of adjudication was not recorded, and those cases terminated due to administrative actions and data corrections.
<b>Pending Adjudication</b>	The pending adjudication inventory includes petitions for dependency that are awaiting adjudication. This inventory of cases is counted separately from adjudicated cases.
<b>Withdrawn/ Dismissed/ Inactive</b>	This disposition type refers to cases withdrawn, dismissed or placed in inactive status due to a warrant.

[This page intentionally left blank for printing purposes]

# Orphans' Court Caseload



## 2021 Common Pleas State Totals Orphans' Court Caseload

	Accounts	Adoptions	Relinquishments/ Terminations	Appointment of Guardians
<b>Cases Pending 1/1/21</b>	<b>1,126(R)</b>	<b>1,375(R)</b>	<b>3,429(R)</b>	<b>1,177(R)</b>
New Cases Filed	2,014	4,260	4,982	3,402
<b>Cases Available for Processing</b>	<b>3,140</b>	<b>5,635</b>	<b>8,411</b>	<b>4,579</b>
<b>Cases Processed</b>	<b>1,926</b>	<b>4,353</b>	<b>4,781</b>	<b>3,259</b>
<b>Cases Pending 12/31/21</b>	<b>1,214</b>	<b>1,282</b>	<b>3,630</b>	<b>1,320</b>

### Processed By:

#### Accounts

Uncontested	1,668 (86.6%)
Judge (Contested)	191 (9.9%)
Other	62 (3.2%)
Non-Judicial Officer (Contested)	5 (0.3%)

#### Adoptions

Uncontested Granted	4,195 (96.4%)
Other	77 (1.8%)
Judge (Contested) Granted	73 (1.7%)
Uncontested Denied	5 (0.1%)
Judge (Contested) Denied	3 (0.1%)

#### Relinquishments/Terminations

Uncontested	3,134 (65.6%)
Judge (Contested)	1237 (25.9%)
Other	410 (8.6%)

#### Appointment of Guardians

Uncontested	2,156 (66.2%)
Judge (Contested)	636 (19.5%)
Other	467 (14.3%)

(R) - Revised

Orphans' Court Caseload - 2021 Accounts

	Begin Pending	New Cases Filed	Cases Processed	End Pending	Processed By:			
					Judge (Contested)	Non-Judicial Officer (Contested)	Uncontested	Other
<b><u>1st Class County</u></b>								
Philadelphia	52	125	112	65	104	0	8	0
<b><u>2nd Class County</u></b>								
Allegheny	238	321	295	264	0	0	295	0
<b><u>2A Class Counties</u></b>								
Bucks	35	40	24	51	1	0	22	1
Delaware	27	28	33	22	2	0	29	2
Montgomery	1	121	122	0	39	0	72	11
<b><u>3rd Class Counties</u></b>								
Berks	31	54	63	22	3	0	60	0
Chester	12	37	27	22	1	0	25	1
Cumberland	17	42	50	9	0	0	45	5
Dauphin	21	15	18	18	2	0	16	0
Erie	18	26	34	10	5	1	27	1
Lackawanna	20	11	10	21	0	0	10	0
Lancaster	40	35	21	54	0	0	21	0
Lehigh	6	20	18	8	4	0	13	1
Luzerne	0	29	28	1	4	0	24	0
Northampton	2	22	20	4	1	0	17	2
Westmoreland	36	153	147	42	1	1	145	0
York	16	71	69	18	3	0	66	0
<b><u>4th Class Counties</u></b>								
Beaver	18	73	78	13	0	0	77	1
Butler	40	33	39	34	4	1	33	1
Cambria	6	32	35	3	0	0	31	4
Centre	15	25	28	12	0	0	28	0
Fayette	9	31	25	15	0	0	25	0
Franklin	21	43	42	22	1	0	41	0
Monroe	15	14	27	2	7	0	19	1
Schuylkill	8	23	27	4	0	0	19	8
Washington	47	21	16	52	1	0	14	1
<b><u>5th Class Counties</u></b>								
Adams	6	16	12	10	2	0	10	0
Blair	73	95	77	91	0	0	77	0
Lawrence	56	17	12	61	0	0	12	0
Lebanon	6 (R)	20	17	9	0	0	16	1
Lycoming	2 (R)	13	12	3	1	0	10	1
Mercer	61	23	21	63	0	0	21	0
Northumberland	5	17	13	9	0	0	13	0

(R) - Revised

Orphans' Court Caseload - 2021 Accounts

Processed By:

	Begin Pending	New Cases Filed	Cases Processed	End Pending	Processed By:				
					Judge (Contested)	Non-Judicial Officer (Contested)	Uncontested	Other	
<b><u>6th Class Counties</u></b>									
Armstrong	12	3	4	11	0	0	4	0	
Bedford	5	0	0	5	0	0	0	0	
Bradford	4	11	10	5	0	0	10	0	
Carbon	4	19	15	8	0	0	15	0	
Clarion	1	10	7	4	0	0	7	0	
Clearfield	5	38	31	12	2	0	14	15	
Clinton	3	6	7	2	0	0	7	0	
Columbia	14	15	11	18	0	0	11	0	
Crawford	22	34	31	25	0	0	30	1	
Elk	1	3	3	1	0	0	3	0	
Greene	0	7	5	2	0	0	5	0	
Huntingdon	3	23	25	1	0	1	24	0	
Indiana	20	17	22	15	0	0	22	0	
Jefferson	5	18	14	9	0	0	14	0	
McKean	0 (R)	2	2	0	0	0	2	0	
Mifflin	3	15	15	3	0	0	14	1	
Perry	4	8	10	2	2	1	7	0	
Pike	4	3	2	5	0	0	2	0	
Somerset	1	27	26	2	0	0	26	0	
Susquehanna	4	23	21	6	0	0	21	0	
Tioga	1	6	5	2	0	0	5	0	
Venango	22 (R)	23	19	26	0	0	19	0	
Warren	14	12	23	3	0	0	23	0	
Wayne	2	2	2	2	0	0	2	0	
<b><u>7th Class Counties</u></b>									
Juniata	0	3	3	0	0	0	3	0	
Snyder	1	7	4	4	0	0	4	0	
Union	0	9	6	3	0	0	6	0	
Wyoming	2	2	4	0	0	0	4	0	
<b><u>8th Class Counties</u></b>									
Cameron	1	0	0	1	0	0	0	0	
Forest	1	0	1	0	0	0	0	1	
Fulton	4	8	12	0	1	0	9	2	
Montour	0	2	2	0	0	0	2	0	
Potter	3	11	11	3	0	0	11	0	
Sullivan	0	1	1	0	0	0	1	0	

(R) - Revised

---

---

## ACCOUNTS

*... a statement prepared by a fiduciary at the close of his or her administration of an estate to reflect transactions that have occurred. The statement is presented to the court as part of the process whereby the fiduciary seeks discharge from liability for the events disclosed.*

<b>Cases Processed</b>	The number of accounts confirmed; a confirmation is a judicial determination that the account is filed in proper order.
<b>Fiduciary</b>	A person or an institution with a legal responsibility for the money or property of another. The term includes executors, administrators, guardians, and trustees subject to the jurisdiction of the Orphans' Court Division.
<b>Judge</b>	This disposition type refers to the number of accounts contested before a judge. A case is considered contested before a judge ONLY if objections are filed.
<b>New Cases Filed</b>	The number of account statements filed with the Orphans' Court clerk.
<b>Non-Judicial Officer</b>	This disposition type refers to the number of accounts heard by a non-judicial officer. Non-judicial officers include masters, auditors and examiners. A matter is only considered contested if objections are filed and presented to a non-judicial officer.
<b>Other</b>	This disposition type refers to the number of accounts that were not processed by a judge or non-judicial officer nor uncontested. Included are all cases which have been transferred, discontinued, withdrawn, and deceased respondents.
<b>Uncontested</b>	This disposition type refers to the number of accounts confirmed by a judge or non-judicial officer in which no objections were filed.

Orphans' Court Caseload - 2021 Adoptions

	Begin Pending	New Cases Filed	Cases Processed	End Pending	Processed By:					
					Judge (Contested)		Uncontested		Other	
					Granted	Denied	Granted	Denied		
<b><u>1st Class County</u></b>										
Philadelphia	253	563	635	181	3	0	599	0	33	
<b><u>2nd Class County</u></b>										
Allegheny	47	277	273	51	0	0	273	0	0	
<b><u>2A Class Counties</u></b>										
Bucks	46	104	136	14	0	0	135	0	1	
Delaware	43 (R)	61	66	38	6	0	60	0	0	
Montgomery	86	199	183	102	4	0	179	0	0	
<b><u>3rd Class Counties</u></b>										
Berks	37	226	208	55	2	0	201	0	5	
Chester	30	82	64	48	1	0	63	0	0	
Cumberland	25 (R)	84	89	20	0	0	82	0	7	
Dauphin	45	148	152	41	2	0	148	0	2	
Erie	51	164	171	44	0	0	171	0	0	
Lackawanna	12	53	55	10	0	0	53	0	2	
Lancaster	169	157	158	168	0	0	158	0	0	
Lehigh	6	77	76	7	0	0	70	2	4	
Luzerne	70	133	138	65	0	0	138	0	0	
Northampton	5	59	56	8	0	0	56	0	0	
Westmoreland	11	134	130	15	1	0	128	0	1	
York	40	232	214	58	3	0	208	0	3	
<b><u>4th Class Counties</u></b>										
Beaver	6	27	27	6	0	0	27	0	0	
Butler	19	52	48	23	0	0	48	0	0	
Cambria	14 (R)	33	36	11	1	0	35	0	0	
Centre	13	47	42	18	0	0	42	0	0	
Fayette	23	60	62	21	0	0	61	1	0	
Franklin	17	54	58	13	0	0	57	0	1	
Monroe	21	67	74	14	3	1	67	0	3	
Schuylkill	17	80	85	12	0	0	83	0	2	
Washington	14	93	107	0	0	0	107	0	0	
<b><u>5th Class Counties</u></b>										
Adams	7	27	29	5	0	0	29	0	0	
Blair	25	52	57	20	0	0	57	0	0	
Lawrence	38 (R)	30	37	31	0	0	37	0	0	
Lebanon	2	33	35	0	0	0	35	0	0	
Lycoming	15	70	59	26	0	0	55	0	4	
Mercer	12	30	35	7	0	0	35	0	0	
Northumberland	5	58	59	4	0	0	59	0	0	

(R) - Revised



Orphans' Court Caseload - 2021 Adoptions

	Begin Pending	New Cases Filed	Cases Processed	End Pending	Processed By:				
					Judge (Contested)		Uncontested		Other
					Granted	Denied	Granted	Denied	
<b><u>6th Class Counties</u></b>									
Armstrong	8	13	17	4	0	0	17	0	0
Bedford	13	20	26	7	11	1	13	0	1
Bradford	6	37	33	10	2	0	31	0	0
Carbon	9	24	24	9	0	0	24	0	0
Clarion	3	28	30	1	23	0	7	0	0
Clearfield	7	43	42	8	0	0	42	0	0
Clinton	2	14	16	0	0	0	16	0	0
Columbia	4	40	31	13	4	0	27	0	0
Crawford	0	41	41	0	0	0	41	0	0
Elk	3	3	6	0	0	0	6	0	0
Greene	0	23	23	0	0	1	21	0	1
Huntingdon	5	22	26	1	0	0	25	0	1
Indiana	14	36	34	16	0	0	34	0	0
Jefferson	9	57	52	14	0	0	52	0	0
McKean	6 (R)	24	24	6	0	0	23	0	1
Mifflin	4	48	45	7	5	0	40	0	0
Perry	3	13	14	2	0	0	14	0	0
Pike	7	19	11	15	0	0	11	0	0
Somerset	0	29	27	2	0	0	27	0	0
Susquehanna	0	21	21	0	0	0	21	0	0
Tioga	5	30	28	7	0	0	27	0	1
Venango	9	23	30	2	0	0	27	2	1
Warren	11 (R)	7	8	10	0	0	8	0	0
Wayne	6	20	22	4	0	0	20	0	2
<b><u>7th Class Counties</u></b>									
Juniata	0	6	5	1	0	0	5	0	0
Snyder	0	15	14	1	0	0	13	0	1
Union	8 (R)	12	20	0	2	0	18	0	0
Wyoming	2	11	13	0	0	0	13	0	0
<b><u>8th Class Counties</u></b>									
Cameron	0	3	2	1	0	0	2	0	0
Forest	2	0	0	2	0	0	0	0	0
Fulton	4	1	3	2	0	0	3	0	0
Montour	0	2	1	1	0	0	1	0	0
Potter	1	8	9	0	0	0	9	0	0
Sullivan	0	1	1	0	0	0	1	0	0

(R) - Revised

---

---

## **ADOPTIONS**

*... a legal proceeding in which a child's rights and duties toward his or her birth parents are terminated and similar rights and duties toward his or her adoptive parents are substituted.*

<b>Cases Processed</b>	The number of final decrees either granting or denying the adoption.
<b>Judge (Contested)</b>	This disposition type refers to the number of adoptions in which disputed issues of fact were heard in an evidentiary proceeding before a judge. A contested adoption can be granted or denied.
<b>New Cases Filed</b>	Each child listed on a petition for adoption is counted separately as a new case. For example, a petition with three children listed is counted as three new cases filed.
<b>Other</b>	This disposition type refers to the number of adoptions that were not uncontested or not processed by a judge or non-judicial officer. Included are cases which have been transferred, discontinued, withdrawn, and cases where there is a deceased respondent.
<b>Uncontested</b>	This disposition type refers to the number of cases in which the parties appear before a judge to provide confirmatory testimony but there were NO disputed issues of fact. An uncontested adoption can be granted or denied.

Orphans' Court Caseload - 2021 Relinquishments/Terminations

	Begin Pending	New Cases Filed	Cases Processed	End Pending	Processed By:		
					Judge (Contested)	Uncontested	Other
<b><u>1st Class County</u></b>							
Philadelphia	459	695	765	389	253	417	95
<b><u>2nd Class County</u></b>							
Allegheny	201	310	288	223	139	95	54
<b><u>2A Class Counties</u></b>							
Bucks	114	156	115	155	8	99	8
Delaware	98 (R)	53	82	69	14	60	8
Montgomery	216	262	198	280	50	148	0
<b><u>3rd Class Counties</u></b>							
Berks	57	131	131	57	14	107	10
Chester	64	49	49	64	9	40	0
Cumberland	38	133	115	56	30	70	15
Dauphin	41	163	159	45	3	134	22
Erie	293	242	165	370	27	138	0
Lackawanna	57	67	68	56	0	57	11
Lancaster	173	112	124	161	74	50	0
Lehigh	30	41	68	3	14	40	14
Luzerne	264	153	136	281	136	0	0
Northampton	2	91	66	27	13	52	1
Westmoreland	97	212	183	126	27	138	18
York	67	260	257	70	51	192	14
<b><u>4th Class Counties</u></b>							
Beaver	10	60	45	25	3	32	10
Butler	80	71	68	83	28	31	9
Cambria	33	82	61	54	49	11	1
Centre	53	53	52	54	3	49	0
Fayette	49	73	85	37	0	51	34
Franklin	24	75	68	31	0	65	3
Monroe	22	73	70	25	43	19	8
Schuylkill	40	124	150	14	23	124	3
Washington	34	89	70	53	50	20	0
<b><u>5th Class Counties</u></b>							
Adams	18	26	37	7	4	33	0
Blair	48 (R)	39	45	42	0	43	2
Lawrence	95 (R)	70	49	116	0	49	0
Lebanon	10	42	41	11	1	37	3
Lycoming	23	42	42	23	18	23	1
Mercer	22	22	26	18	0	24	2
Northumberland	92	52	81	63	0	74	7

(R) - Revised

Orphans' Court Caseload - 2021 Relinquishments/Terminations

	Begin Pending	New Cases Filed	Cases Processed	End Pending	Processed By:		
					Judge (Contested)	Uncontested	Other
<b><u>6th Class Counties</u></b>							
Armstrong	34	18	39	13	0	14	25
Bedford	20	38	35	23	6	29	0
Bradford	9	53	54	8	11	43	0
Carbon	8	21	21	8	2	19	0
Clarion	18	31	43	6	32	10	1
Clearfield	125	109	90	144	39	51	0
Clinton	4	19	11	12	0	11	0
Columbia	3	29	27	5	3	15	9
Crawford	5	20	24	1	3	19	2
Elk	3	5	6	2	2	4	0
Greene	16	19	17	18	1	14	2
Huntingdon	5	27	26	6	2	20	4
Indiana	29	16	26	19	0	23	3
Jefferson	12	116	101	27	0	101	0
McKean	14 (R)	34	24	24	1	22	1
Mifflin	10	35	35	10	10	24	1
Perry	8	18	20	6	0	20	0
Pike	45	11	2	54	0	1	1
Somerset	27	46	45	28	12	33	0
Susquehanna	5	9	11	3	1	10	0
Tioga	18	25	23	20	2	19	2
Venango	55	47	42	60	0	42	0
Warren	2	22	12	12	0	12	0
Wayne	13	27	34	6	20	11	3
<b><u>7th Class Counties</u></b>							
Juniata	0	23	13	10	1	12	0
Snyder	4	11	13	2	2	11	0
Union	0	3	1	2	1	0	0
Wyoming	3	15	15	3	2	10	3
<b><u>8th Class Counties</u></b>							
Cameron	3	0	3	0	0	3	0
Forest	1	0	0	1	0	0	0
Fulton	4	2	3	3	0	3	0
Montour	1	2	2	1	0	2	0
Potter	0	4	4	0	0	4	0
Sullivan	1	4	0	5	0	0	0

(R) - Revised

---

---

## RELINQUISHMENTS/TERMINATIONS

*... relinquishment is the voluntary ending of the rights of a parent with respect to his or her child.  
Termination is the involuntary ending of the rights of a parent with respect to his or her child.*

<b>Cases Processed</b>	The number of final decrees either granting or denying the petition.
<b>Judge (Contested)</b>	This disposition type refers to the number of relinquishments/terminations in which disputed issues of fact were heard in an evidentiary proceeding by a judge.
<b>New Cases Filed</b>	The number of petitions filed either to relinquish or to terminate parental rights.  Note: Only the petition is counted, regardless of the number of children or the number of parents listed on the petition.
<b>Other</b>	This disposition type refers to the number of relinquishments/terminations that were not uncontested or not processed by a judge or non-judicial officer. Included are all cases which have been transferred, discontinued, withdrawn, and deceased respondents.
<b>Uncontested</b>	This disposition type refers to the number of cases in which the parties appear before a judge to provide confirmatory testimony but there were NO disputed issues of fact.

Orphans' Court Caseload - 2021 Appointment of Guardians

	Begin Pending	New Cases Filed	Cases Processed	End Pending	Processed By:		
					Judge (Contested)	Uncontested	Other
<b><u>1st Class County</u></b>							
Philadelphia	103	336	341	98	269	0	72
<b><u>2nd Class County</u></b>							
Allegheny	22	233	206	49	24	133	49
<b><u>2A Class Counties</u></b>							
Bucks	76	137	170	43	19	143	8
Delaware	51 (R)	220	182	89	2	119	61
Montgomery	58	231	197	92	197	0	0
<b><u>3rd Class Counties</u></b>							
Berks	24	117	124	17	12	97	15
Chester	37	113	118	32	1	92	25
Cumberland	23	58	70	11	2	51	17
Dauphin	21	67	67	21	1	57	9
Erie	17	100	98	19	1	79	18
Lackawanna	35	103	99	39	1	94	4
Lancaster	55	80	74	61	74	0	0
Lehigh	12	108	103	17	7	75	21
Luzerne	27	114	98	43	0	98	0
Northampton	9	108	102	15	10	84	8
Westmoreland	21	96	97	20	0	79	18
York	13	142	134	21	7	109	18
<b><u>4th Class Counties</u></b>							
Beaver	4	46	41	9	0	37	4
Butler	65	44	43	66	0	36	7
Cambria	20	78	74	24	0	60	14
Centre	20	28	32	16	0	32	0
Fayette	15	55	56	14	0	48	8
Franklin	13	31	34	10	2	26	6
Monroe	12	53	60	5	1	53	6
Schuylkill	17	36	47	6	0	36	11
Washington	16	63	54	25	0	53	1
<b><u>5th Class Counties</u></b>							
Adams	3	35	35	3	0	32	3
Blair	36	57	61	32	0	50	11
Lawrence	43 (R)	21	20	44	0	19	1
Lebanon	9	50	49	10	0	44	5
Lycoming	17	34	38	13	2	30	6
Mercer	26	20	11	35	0	10	1
Northumberland	38	26	31	33	0	20	11

(R) - Revised

Orphans' Court Caseload - 2021 Appointment of Guardians

	Begin Pending	New Cases Filed	Cases Processed	End Pending	Processed By:		
					Judge (Contested)	Uncontested	Other
<b><u>6th Class Counties</u></b>							
Armstrong	5	15	12	8	0	12	0
Bedford	31	27	5	53	0	4	1
Bradford	4	13	14	3	0	14	0
Carbon	7	14	16	5	0	15	1
Clarion	0	9	7	2	0	7	0
Clearfield	16	15	16	15	0	15	1
Clinton	1	14	13	2	0	12	1
Columbia	27	18	18	27	0	15	3
Crawford	5	19	13	11	0	12	1
Elk	2	3	4	1	0	3	1
Greene	2	16	14	4	0	11	3
Huntingdon	3	23	22	4	1	15	6
Indiana	16	22	19	19	0	18	1
Jefferson	15	11	6	20	0	6	0
McKean	1 (R)	4	5	0	0	4	1
Mifflin	1	5	5	1	0	5	0
Perry	0	3	3	0	1	2	0
Pike	5	9	5	9	0	5	0
Somerset	12	23	17	18	0	17	0
Susquehanna	1	5	6	0	0	5	1
Tioga	4	7	7	4	0	7	0
Venango	34	18	11	41	0	9	2
Warren	5	18	10	13	0	9	1
Wayne	4	12	13	3	2	10	1
<b><u>7th Class Counties</u></b>							
Juniata	0	3	2	1	0	1	1
Snyder	1	4	3	2	0	2	1
Union	3	5	8	0	0	8	0
Wyoming	1	5	5	1	0	4	1
<b><u>8th Class Counties</u></b>							
Cameron	0	0	0	0	0	0	0
Forest	0	1	1	0	0	1	0
Fulton	2	6	4	4	0	4	0
Montour	11	12	6	17	0	5	1
Potter	0	3	3	0	0	3	0
Sullivan	0	0	0	0	0	0	0

(R) - Revised

---

---

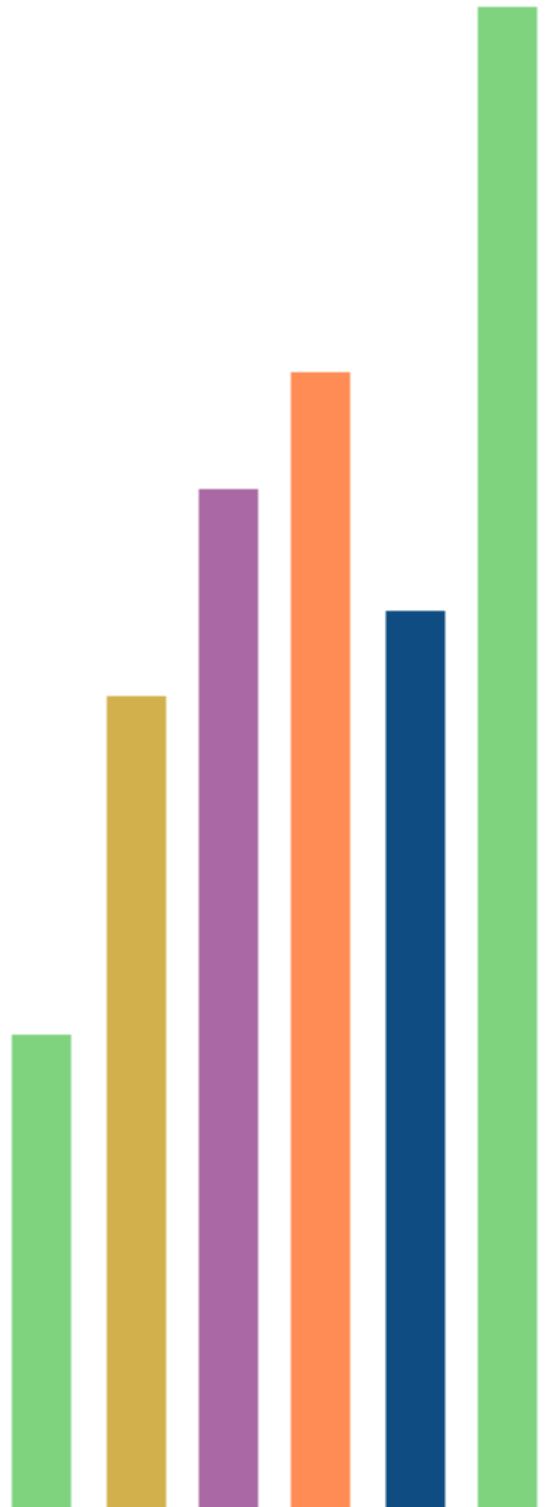
## **APPOINTMENT OF GUARDIANS**

*... a proceeding through which a determination is made regarding an individuals' capacity to make or communicate a responsible decision that concerns his or her person or property.*

<b>Cases Processed</b>	The number of orders issued adjudicating pending petitions.
<b>Fiduciary</b>	A person or an institution with a legal responsibility for the money or property of another. The term includes executors, administrators, guardians, and trustees subject to the jurisdiction of the Orphans' Court Division.
<b>Incapacitated Person</b>	An adult whose ability to receive and evaluate information effectively and communicate decisions in any way is impaired to such a significant extent that he or she is partially or totally unable to manage financial resources or meet essential requirements for physical health and safety.
<b>Judge</b>	This disposition type refers to the number of appointments in which disputed issues of fact were heard by a judge. NOT included are cases in which a judge signed an order, but there were no disputed issues of fact. Also, NOT included are cases in which the parties appeared to provide confirmatory testimony, but there were no disputed issues of fact heard by a judge.
<b>Other</b>	This disposition type refers to the number of appointments that were not uncontested or not processed by a judge or non-judicial officer. Included are all cases which have been transferred, discontinued, withdrawn, and deceased respondents.
<b>Uncontested</b>	This disposition type refers to the number of cases for which a judge signed an order but there were no disputed issues of fact heard by a judge.



Jury Yield  
Jury Utilization  
Jury Costs



---

---

## 2021 Common Pleas State Totals

### Jury

---

---

#### **Jury Yield**

Qualification Questionnaires/Summonses Mailed	1,177,504	
Returned Undeliverable	91,138	7.7%
Not Responded to	316,894	26.9%
Number of Prospective Jurors:		
Disqualified	118,682	10.1%
Exempted	77,372	6.6%
Excused	108,305	9.2%
Deferred to New Term	103,185	8.8%
Deferred from Previous Term	68,098	5.8%
Qualified Jurors Available for Service	430,026	
Jury Yield: % of Jurors Qualified and Available		36.5%

#### **Jury Utilization**

Qualified and Available Jurors:		
Reporting for Service	140,836	32.8%
Told Not to Report for Service	351,986	81.9%
Sent to Courtroom for Jury Selection (Voir Dire)	102,783	73.0%
Impaneled or Sworn (jurors/alternates)	25,454	18.1%
Removed for Cause/Hardship	18,002	
Removed by Peremptory Challenge	21,036	
Jury Trials Started	1,740	
Pool Days	1,542	
Zero Panel Days	253	16.4%

#### **Jury Costs**

Annual Budget for Jury Operations	\$9,155,101
Average Cost Per Juror	\$8

2021 Jury Yield

	Qualification Questionnaires/			Number of Prospective Jurors:					
	Summons Mailed	Returned Undeliverable	%	Not Responded to	%	Disqualified	%	Exempted	%
<b><u>1st Class County</u></b>									
Philadelphia	354,478	21,345	6.0	161,771	45.6	38,717	10.9	32,401	9.1
<b><u>2nd Class County</u></b>									
Allegheny	127,482	14,777	11.6	43,996	34.5	2,776	2.2	3,073	2.4
<b><u>2A Class Counties</u></b>									
Bucks	39,255	3,109	7.9	8,911	22.7	2,621	6.7	1,023	2.6
Delaware	50,925	2,079	4.1	16,492	32.4	8,975	17.6	546	1.1
Montgomery	36,010	1,790	5.0	8,246	22.9	3,258	9.0	451	1.3
<b><u>3rd Class Counties</u></b>									
Berks	45,575	1,806	4.0	2,036	4.5	3,247	7.1	1,853	4.1
Chester	25,507	830	3.3	1,510	5.9	1,761	6.9	1,367	5.4
Cumberland	10,000	704	7.0	1,077	10.8	1,476	14.8	823	8.2
Dauphin	38,253	2,858	7.5	5,230	13.7	5,033	13.2	302	0.8
Erie	35,800	4,313	12.0	5,187	14.5	3,151	8.8	3,842	10.7
Lackawanna	21,650	952	4.4	6,326	29.2	0	--	7,548	34.9
Lancaster	23,910	1,088	4.6	2,145	9.0	1,540	6.4	2,383	10.0
Lehigh	39,033	3,609	9.2	6,182	15.8	6,332	16.2	668	1.7
Luzerne	33,250	4,486	13.5	8,322	25.0	7,680	23.1	2,884	8.7
Northampton	14,641	1,330	9.1	1,419	9.7	1,978	13.5	1,434	9.8
Westmoreland	27,778	1,940	7.0	389	1.4	5,910	21.3	350	1.3
York	10,865	632	5.8	1,576	14.5	495	4.6	0	--
<b><u>4th Class Counties</u></b>									
Beaver	5,950	51	0.9	0	--	109	1.8	56	0.9
Butler	4,310	69	1.6	0	--	60	1.4	0	--
Cambria	7,900	766	9.7	1,540	19.5	497	6.3	84	1.1
Centre	11,336	1,928	17.0	4,253	37.5	808	7.1	440	3.9
Fayette	18,700	2,094	11.2	3,046	16.3	1,484	7.9	4,777	25.5
Franklin	7,320	317	4.3	1,834	25.1	580	7.9	118	1.6
Monroe	14,405	1,373	9.5	1,798	12.5	2,132	14.8	857	5.9
Schuylkill	26,710	4,248	15.9	5,046	18.9	4,556	17.1	3,739	14.0
Washington	10,495	727	6.9	987	9.4	715	6.8	548	5.2
<b><u>5th Class Counties</u></b>									
Adams	2,610	100	3.8	225	8.6	264	10.1	1	<0.1
Blair	8,000	900	11.3	1,273	15.9	498	6.2	353	4.4
Lawrence	12,720	846	6.7	1,113	8.8	608	4.8	110	0.9
Lebanon	4,189	272	6.5	117	2.8	504	12.0	464	11.1
Lycoming	39,500	5,522	14.0	8,283	21.0	3,097	7.8	1,268	3.2
Mercer	5,897	414	7.0	651	11.0	1,071	18.2	1,142	19.4
Northumberland	5,200	540	10.4	419	8.1	58	1.1	58	1.1

2021 Jury Yield

	Number of Prospective Jurors:						Qualified Jurors Available for Service	Jury Yield: % of Jurors Qualified and Available
	Excused	%	Deferred to New Term	%	Deferred from Previous Term	%		
<b><u>1st Class County</u></b>								
Philadelphia	0	--	34,785	9.8	24,154	6.8	89,613	25.3
<b><u>2nd Class County</u></b>								
Allegheny	983	0.8	7,721	6.1	6,169	4.8	60,325	47.3
<b><u>2A Class Counties</u></b>								
Bucks	9,137	23.3	4,072	10.4	1,485	3.8	11,867	30.2
Delaware	1,943	3.8	6,678	13.1	3,656	7.2	17,868	35.1
Montgomery	5,340	14.8	1,226	3.4	1,811	5.0	17,510	48.6
<b><u>3rd Class Counties</u></b>								
Berks	11,932	26.2	1,531	3.4	1,421	3.1	24,591	54.0
Chester	3,652	14.3	1,415	5.5	4,258	16.7	19,230	75.4
Cumberland	1,978	19.8	379	3.8	380	3.8	3,943	39.4
Dauphin	7,274	19.0	3,613	9.4	4,118	10.8	18,061	47.2
Erie	2,636	7.4	4,166	11.6	0	--	12,505	34.9
Lackawanna	1,201	5.5	666	3.1	526	2.4	5,483	25.3
Lancaster	313	1.3	4,175	17.5	3,013	12.6	15,279	63.9
Lehigh	6,118	15.7	3,087	7.9	3,489	8.9	16,526	42.3
Luzerne	4,207	12.7	522	1.6	199	0.6	5,348	16.1
Northampton	3,542	24.2	372	2.5	258	1.8	4,824	32.9
Westmoreland	4,661	16.8	2,661	9.6	2,766	10.0	14,633	52.7
York	2,614	24.1	1,559	14.3	1,313	12.1	5,302	48.8
<b><u>4th Class Counties</u></b>								
Beaver	196	3.3	2,312	38.9	0	--	3,226	54.2
Butler	375	8.7	1,224	28.4	1,243	28.8	3,825	88.7
Cambria	2,725	34.5	0	--	0	--	2,288	29.0
Centre	1,722	15.2	400	3.5	182	1.6	1,967	17.4
Fayette	1,452	7.8	1,330	7.1	138	0.7	4,655	24.9
Franklin	1,396	19.1	2,958	40.4	306	4.2	423	5.8
Monroe	1,516	10.5	2,903	20.2	341	2.4	4,167	28.9
Schuylkill	4,923	18.4	772	2.9	10	<0.1	3,436	12.9
Washington	367	3.5	429	4.1	817	7.8	7,539	71.8
<b><u>5th Class Counties</u></b>								
Adams	412	15.8	369	14.1	450	17.2	1,689	64.7
Blair	1,336	16.7	339	4.2	23	0.3	3,324	41.6
Lawrence	1,606	12.6	1,609	12.6	1,132	8.9	7,960	62.6
Lebanon	471	11.2	491	11.7	567	13.5	2,437	58.2
Lycoming	9,638	24.4	1,192	3.0	526	1.3	11,026	27.9
Mercer	817	13.9	162	2.7	91	1.5	1,731	29.4
Northumberland	496	9.5	1,891	36.4	0	--	1,738	33.4

2021 Jury Yield

	Qualification Questionnaires/			Number of Prospective Jurors:					
	Summonses Mailed	Returned Undeliverable	%	Not Responded to	%	Disqualified	%	Exempted	%
<b><u>6th Class Counties</u></b>									
Armstrong	4,463	501	11.2	577	12.9	428	9.6	463	10.4
Bedford	1,433	0	--	0	--	9	0.6	115	8.0
Bradford	1,815	189	10.4	22	1.2	361	19.9	25	1.4
Carbon *			--		--		--		--
Clarion	2,278	203	8.9	129	5.7	289	12.7	138	6.1
Clearfield	3,229	132	4.1	253	7.8	0	--	313	9.7
Clinton	1,400	3	0.2	81	5.8	28	2.0	0	--
Columbia	400	53	13.3	40	10.0	27	6.8	4	1.0
Crawford	2,550	102	4.0	133	5.2	124	4.9	93	3.6
Elk	885	95	10.7	79	8.9	68	7.7	63	7.1
Greene	1,075	3	0.3	13	1.2	29	2.7	4	0.4
Huntingdon	1,765	171	9.7	164	9.3	286	16.2	47	2.7
Indiana	5,830	343	5.9	1,108	19.0	350	6.0	583	10.0
Jefferson	1,050	103	9.8	148	14.1	71	6.8	88	8.4
McKean	2,371	12	0.5	144	6.1	102	4.3	3	0.1
Mifflin	914	23	2.5	97	10.6	22	2.4	0	--
Perry *			--		--		--		--
Pike	5,450	12	0.2	188	3.4	1,938	35.6	0	--
Somerset	5,224	69	1.3	765	14.6	541	10.4	221	4.2
Susquehanna	1,059	32	3.0	80	7.6	276	26.1	0	--
Tioga	4,404	482	10.9	437	9.9	999	22.7	3	0.1
Venango	1,400	15	1.1	59	4.2	0	--	0	--
Warren	3,134	365	11.6	165	5.3	298	9.5	11	0.4
Wayne	1,035	102	9.9	385	37.2	132	12.8	83	8.0
<b><u>7th Class Counties</u></b>									
Juniata *			--		--		--		--
Snyder	903	16	1.8	64	7.1	46	5.1	11	1.2
Union	901	59	6.5	23	2.6	64	7.1	0	--
Wyoming	701	59	8.4	105	15.0	51	7.3	30	4.3
<b><u>8th Class Counties</u></b>									
Cameron	420	41	9.8	0	--	35	8.3	19	4.5
Forest	189	23	12.2	10	5.3	41	21.7	0	--
Fulton	530	18	3.4	93	17.5	16	3.0	7	1.3
Montour	200	44	22.0	28	14.0	20	10.0	3	1.5
Potter	747	47	6.3	89	11.9	30	4.0	82	11.0
Sullivan	95	6	6.3	15	15.8	10	10.5	0	--

\* Carbon, Perry, Juniata: Data not provided by county.

2021 Jury Yield

	Number of Prospective Jurors:						Qualified Jurors Available for Service	Jury Yield: % of Jurors Qualified and Available
	Excused	%	Deferred to New Term	%	Deferred from Previous Term	%		
<b><u>6th Class Counties</u></b>								
Armstrong	1,000	22.4	258	5.8	523	11.7	1,759	39.4
Bedford	101	7.0	196	13.7	218	15.2	1,230	85.8
Bradford	202	11.1	266	14.7	253	13.9	1,003	55.3
Carbon *		--		--		--	--	--
Clarion	424	18.6	103	4.5	26	1.1	1,018	44.7
Clearfield	1,120	34.7	210	6.5	0	--	1,201	37.2
Clinton	352	25.1	85	6.1	106	7.6	957	68.4
Columbia	68	17.0	17	4.3	4	1.0	195	48.8
Crawford	629	24.7	90	3.5	65	2.5	1,444	56.6
Elk	123	13.9	33	3.7	0	--	424	47.9
Greene	41	3.8	438	40.7	328	30.5	875	81.4
Huntingdon	418	23.7	36	2.0	34	1.9	677	38.4
Indiana	1,417	24.3	520	8.9	231	4.0	1,740	29.8
Jefferson	260	24.8	259	24.7	199	19.0	320	30.5
McKean	85	3.6	339	14.3	37	1.6	1,723	72.7
Mifflin	165	18.1	119	13.0	85	9.3	573	62.7
Perry *		--		--		--	--	--
Pike	1,056	19.4	817	15.0	329	6.0	1,768	32.4
Somerset	1,293	24.8	1,412	27.0	0	--	923	17.7
Susquehanna	247	23.3	30	2.8	55	5.2	449	42.4
Tioga	731	16.6	0	--	0	--	1,752	39.8
Venango	145	10.4	127	9.1	74	5.3	1,128	80.6
Warren	328	10.5	107	3.4	274	8.7	2,134	68.1
Wayne	111	10.7	67	6.5	52	5.0	207	20.0
<b><u>7th Class Counties</u></b>								
Juniata *		--		--		--	--	--
Snyder	203	22.5	199	22.0	147	16.3	511	56.6
Union	107	11.9	242	26.9	156	17.3	562	62.4
Wyoming	144	20.5	111	15.8	29	4.1	230	32.8
<b><u>8th Class Counties</u></b>								
Cameron	80	19.0	43	10.2	0	--	202	48.1
Forest	34	18.0	16	8.5	0	--	65	34.4
Fulton	158	29.8	32	6.0	31	5.8	237	44.7
Montour	29	14.5	4	2.0	0	--	72	36.0
Potter	239	32.0	0	--	0	--	260	34.8
Sullivan	16	16.8	0	--	0	--	48	50.5

\* Carbon, Perry, Juniata: Data not provided by county.

## 2021 Jury Utilization

### Qualified and Available Jurors:

	Reporting for Service	%	Told Not to Report for Service	%	Sent to Courtroom for Jury Selection (Voir Dire)	%	Impaneled or Sworn (jurors/ alternates)	%	Removed for Cause/ Hardship	Removed by Peremptory Challenge
<b><u>1st Class County</u></b>										
Philadelphia	24,649	27.5	179,624	200.4	16,548	67.1	2,768	11.2	3,242	1,939
<b><u>2nd Class County</u></b>										
Allegheny	8,546	14.2	24,231	40.2	6,747	78.9	1,198	14.0	1,387	737
<b><u>2A Class Counties</u></b>										
Bucks	7,656	64.5	6,036	50.9	2,060	26.9	496	6.5	509	484
Delaware	4,966	27.8	10,115	56.6	4,275	86.1	610	12.3	757	662
Montgomery	1,835	10.5	16,242	92.8	1,519	82.8	341	18.6	277	332
<b><u>3rd Class Counties</u></b>										
Berks	3,668	14.9	18,941	77.0	2,813	76.7	817	22.3	612	696
Chester	5,047	26.2	10,655	55.4	3,990	79.1	881	17.5	914	804
Cumberland	1,906	48.3	1,978	50.2	1,751	91.9	582	30.5	150	545
Dauphin	6,289	34.8	5,300	29.3	5,157	82.0	1,658	26.4	164	789
Erie	5,339	42.7	3,401	27.2	3,932	73.6	901	16.9	861	728
Lackawanna	2,023	36.9	3,206	58.5	1,198	59.2	298	14.7	261	273
Lancaster	4,363	28.6	8,812	57.7	2,676	61.3	836	19.2	402	737
Lehigh	2,291	13.9	13,908	84.2	1,794	78.3	396	17.3	340	398
Luzerne	3,408	63.7	1,465	27.4	2,530	74.2	632	18.5	346	626
Northampton	1,651	34.2	1,222	25.3	1,285	77.8	421	25.5	277	388
Westmoreland	3,660	25.0	10,409	71.1	2,409	65.8	643	17.6	707	417
York	4,043	76.3	0	--	3,670	90.8	1,072	26.5	507	1,075
<b><u>4th Class Counties</u></b>										
Beaver	1,189	36.9	1,898	58.8	1,031	86.7	279	23.5	309	210
Butler	1,604	41.9	1,554	40.6	718	44.8	154	9.6	67	106
Cambria	1,248	54.5	792	34.6	556	44.6	144	11.5	76	101
Centre	1,472	74.8	310	15.8	961	65.3	426	28.9	159	376
Fayette	3,866	83.1	2,804	60.2	2,538	65.6	1,003	25.9	93	1,046
Franklin	1,738	410.9	862	203.8	3,211	184.8	631	36.3	529	726
Monroe	3,105	74.5	3,621	86.9	3,055	98.4	833	26.8	742	755
Schuylkill	3,945	114.8	0	--	3,079	78.0	991	25.1	682	756
Washington	1,881	25.0	1,288	17.1	1,498	79.6	223	11.9	192	350
<b><u>5th Class Counties</u></b>										
Adams	432	25.6	344	20.4	214	49.5	52	12.0	24	60
Blair	2,389	71.9	418	12.6	2,078	87.0	456	19.1	645	0
Lawrence	525	6.6	192	2.4	307	58.5	132	25.1	48	67
Lebanon	967	39.7	868	35.6	863	89.2	337	34.9	100	208
Lycoming	7,729	70.1	5,762	52.3	1,907	24.7	617	8.0	359	605
Mercer	2,046	118.2	23	1.3	1,931	94.4	232	11.3	160	260
Northumberland	1,320	75.9	2,610	150.2	886	67.1	533	40.4	45	116

2021 Jury Utilization/Jury Costs

	Jury Utilization:				Jury Cost	
	Jury Trials Started	Pool Days	Zero Panel Days	Percent Zero Panel Days (%)	Annual Budget for Jury Operations	Average Cost Per Juror
<b><u>1st Class County</u></b>						
Philadelphia	231	236	68	28.8	\$2,321,312	\$7
<b><u>2nd Class County</u></b>						
Allegheny	72	100	12	12.0	\$978,891	\$8
<b><u>2A Class Counties</u></b>						
Bucks	42	67	32	47.8	\$374,235	\$10
Delaware	45	55	6	10.9	\$328,782	\$6
Montgomery	30	34	0	--	\$34,152	\$1
<b><u>3rd Class Counties</u></b>						
Berks	56	71	15	21.1	\$428,745	\$9
Chester	83	73	10	13.7	\$466,192	\$18
Cumberland	42	20	3	15.0	\$161,950	\$16
Dauphin	165	70	8	11.4	\$204,724	\$5
Erie	68	74	12	16.2	\$234,294	\$7
Lackawanna	20	24	4	16.7	\$40,057	\$2
Lancaster	59	48	4	8.3	\$259,343	\$11
Lehigh	28	34	6	17.6	\$209,822	\$5
Luzerne	43	54	14	25.9	\$108,822	\$3
Northampton	30	21	2	9.5	\$215,739	\$15
Westmoreland	46	35	2	5.7	\$157,320	\$6
York	78	38	4	10.5	\$144,386	\$13
<b><u>4th Class Counties</u></b>						
Beaver	22	31	5	16.1	\$59,215	\$10
Butler	8	7	0	--	\$70,500	\$16
Cambria	7	13	2	15.4	\$133,383	\$17
Centre	15	4	0	--	\$69,073	\$6
Fayette	69	33	2	6.1	\$260,936	\$14
Franklin	34	23	1	4.3	\$170,425	\$23
Monroe	43	33	2	6.1	\$296,117	\$21
Schuylkill	57	29	8	27.6	\$100,261	\$4
Washington	15	29	1	3.4	\$143,450	\$14
<b><u>5th Class Counties</u></b>						
Adams	4	8	4	50.0	\$5,218	\$2
Blair	29	17	0	--	\$135,305	\$17
Lawrence	3	7	1	14.3	\$7,753	\$1
Lebanon	24	18	3	16.7	\$43,410	\$10
Lycoming	35	24	1	4.2	\$121,550	\$3
Mercer	16	22	0	--	\$59,923	\$10
Northumberland	11	12	4	33.3	\$40,000	\$8



## 2021 Jury Utilization

### Qualified and Available Jurors:

	Reporting for Service	%	Told Not to Report for Service	%	Sent to Courtroom for Jury Selection (Voir Dire)	%	Impaneled or Sworn (jurors/ alternates)	%	Removed for Cause/ Hardship	Removed by Peremptory Challenge
<b><u>6th Class Counties</u></b>										
Armstrong	1,022	58.1	130	7.4	817	79.9	221	21.6	176	248
Bedford	890	72.4	122	9.9	725	81.5	70	7.9	34	53
Bradford	367	36.6	381	38.0	522	142.2	126	34.3	70	156
Carbon *		--		--		--		--		
Clarion	883	86.7	166	16.3	880	99.7	226	25.6	134	94
Clearfield	1,201	100.0	0	--	1,928	160.5	821	68.4	314	706
Clinton	584	61.0	409	42.7	803	137.5	230	39.4	101	222
Columbia	186	95.4	124	63.6	45	24.2	16	8.6	13	16
Crawford	243	16.8	713	49.4	184	75.7	70	28.8	15	64
Elk	242	57.1	0	--	187	77.3	77	31.8	29	62
Greene	487	55.7	258	29.5	359	73.7	122	25.1	137	97
Huntingdon	460	67.9	989	146.1	497	108.0	115	25.0	79	230
Indiana	725	41.7	805	46.3	591	81.5	84	11.6	122	115
Jefferson	252	78.8	321	100.3	281	111.5	70	27.8	97	68
McKean	934	54.2	784	45.5	934	100.0	140	15.0	227	161
Mifflin	522	91.1	42	7.3	407	78.0	168	32.2	66	159
Perry *		--		--		--		--		
Pike	434	24.5	880	49.8	333	76.7	56	12.9	21	38
Somerset	722	78.2	3,665	397.1	300	41.6	84	11.6	60	84
Susquehanna	132	29.4	318	70.8	132	100.0	28	21.2	22	26
Tioga	229	13.1	150	8.6	229	100.0	68	29.7	32	19
Venango	939	83.2	358	31.7	484	51.5	122	13.0	4	240
Warren	628	29.4	241	11.3	628	100.0	140	22.3	41	13
Wayne	299	144.4	333	160.9	145	48.5	56	18.7	35	54
<b><u>7th Class Counties</u></b>										
Juniata *		--		--		--		--		
Snyder	364	71.2	338	66.1	400	109.9	188	51.6	66	146
Union	301	53.6	576	102.5	207	68.8	111	36.9	3	91
Wyoming	228	99.1	379	164.8	153	67.1	54	23.7	26	40
<b><u>8th Class Counties</u></b>										
Cameron	184	91.1	0	--	177	96.2	60	32.6	5	64
Forest	0	--	63	96.9	0	--	0	--	0	0
Fulton	208	87.8	0	--	432	207.7	110	52.9	0	134
Montour	58	80.6	142	197.2	35	60.3	14	24.1	5	16
Potter	273	105.0	373	143.5	738	270.3	200	73.3	112	232
Sullivan	43	89.6	35	72.9	43	100.0	14	32.6	13	16

\* Carbon, Perry, Juniata: Data not provided by county.

2021 Jury Utilization/Jury Costs

	Jury Utilization:				Jury Cost	
	Jury Trials Started	Pool Days	Zero Panel Days	Percent Zero Panel Days (%)	Annual Budget for Jury Operations	Average Cost Per Juror
<b><u>6th Class Counties</u></b>						
Armstrong	13	9	1	11.1	\$29,182	\$7
Bedford	2	10	0	--	\$57,673	\$40
Bradford	9	7	0	--	\$53,752	\$30
Carbon				--		--
Clarion	13	10	0	--	\$34,163	\$15
Clearfield	26	9	0	--	\$47,052	\$15
Clinton	13	9	0	--	\$32,373	\$23
Columbia	1	2	1	50.0	\$16,000	\$40
Crawford	5	5	0	--	\$10,125	\$4
Elk	6	3	0	--	\$20,000	\$23
Greene	8	7	0	--	\$15,457	\$14
Huntingdon	6	5	0	--	\$10,212	\$6
Indiana	6	11	3	27.3	\$24,009	\$4
Jefferson	5	4	0	--	\$18,099	\$17
McKean	10	12	0	--	\$53,486	\$23
Mifflin	4	10	3	30.0	\$18,257	\$20
Perry				--		--
Pike	3	6	1	16.7	\$51,100	\$9
Somerset	6	9	3	33.3	\$38,946	\$7
Susquehanna	2	3	0	--	\$43,197	\$41
Tioga	5	5	0	--	\$34,338	\$8
Venango	9	8	2	25.0	\$41,744	\$30
Warren	10	6	0	--	\$10,036	\$3
Wayne	4	3	0	--	\$10,853	\$10
<b><u>7th Class Counties</u></b>						
Juniata				--		--
Snyder	13	3	0	--	\$38,974	\$43
Union	11	4	2	50.0	\$11,349	\$13
Wyoming	4	5	1	20.0	\$8,666	\$12
<b><u>8th Class Counties</u></b>						
Cameron	4	2	0	--	\$10,000	\$24
Forest	0	0	0	--	\$875	\$5
Fulton	5	4	0	--	\$17,704	\$33
Montour	1	1	0	--	\$6,500	\$33
Potter	5	5	0	--	\$5,244	\$7
Sullivan	1	1	0	--	\$450	\$5

\* Carbon, Perry, Juniata: Data not provided by county.

---

---

## JURY

### Jury Yield

**Deferred to a New Term** The number of prospective jurors who were summonsed for jury service, but requested and received a postponement or deferral to serve at another time.

**Deferred from a Previous Term** The number of prospective jurors who were previously summoned for jury service, requested and received a postponement or deferral, and are now available for jury service.

**Disqualified** The number of prospective jurors who were deemed statutorily ineligible for jury service based on their response to the qualification questionnaire or to their responses to qualification questions on the jury summons. Disqualification criteria include non-citizenship, non-residency in the jurisdiction served by the court, under the age of 18, currently subject to legal disability such as felony conviction or legal incompetency, and unable to speak or understand English.

**Excused** The number of prospective jurors who requested to be excused from jury service due to financial or medical hardship. Excusal differs from an exemption in that the court retains the sole discretion to excuse a juror from service whereas an exemption provides the juror with a statutory right to decline jury service if summonsed by the court.

**Exempted** The number of prospective jurors who claimed an exemption from jury service. An exemption from jury service is a statutory right based on occupational or other personal status criteria established by the legislature. Typical exemption criteria include previous jury service, occupational status such as public office holders, judicial officers, licensed attorneys, health care professionals or corrections officers, sole caregivers of dependent children or adults, etc. An exemption differs from an excusal in that the exemption is a statutory right of the juror to claim whereas the court retains the sole discretion to excuse a juror from service.

**Jury Yield** The Percentage of Jurors Qualified and Available for Service is calculated by dividing *Qualification/Summonses Mailed* by *Qualified Jurors Available for Service* and multiplying by 100.

**Not Responded To** The number of qualification questionnaires and jury summonses for which no response was received by the court.

**Qualification Questionnaires/ Summonses Mailed** The number of qualification questionnaires and jury summonses sent to prospective jurors vis the U.S. Postal Service or other means.

**Qualified Jurors Available for Service** Jurors who have returned their summons/questionnaire and, based on their responses have not been excused/exempted from service. The number of qualified jurors is determined by: *Qualification Questionnaires/ Summonses Mailed* MINUS *Returned Undeliverable, Not Responded To, Disqualified, Exempted, Excused, Deferred to New Term* PLUS *Deferred from Previous Term* .

---

---

**Returned Undeliverable** The number of qualification questionnaires and jury summonses returned and marked “undeliverable at this address”.

**Jury Utilization**

**Impaneled or Sworn (Jurors/Alternates)** The number of qualified and available jurors sworn as a trial juror or alternate during jury selection.

**Jury Trials Started** The number of jury trials started each day. A jury trial starts when the first witness is sworn-in and/or upon opening statements. A jury trial is counted even if a verdict is not rendered because the defendant enters a plea, the case is settled, or the trial is terminated for other reasons.

**Pool Days** The number of days prospective jurors reported to the courthouse in anticipation of voir dire during the report month.

**Removed for Cause/ Hardship** The number of qualified and available jurors removed for cause or hardship during jury selection. A potential juror may be challenged by the defense and/or prosecution because they give a reason why they might be unable to reach a fair verdict.

**Removed by Peremptory Challenge** The number of qualified and available jurors removed by peremptory challenge during jury selection. A potential juror may be rejected by the defense and/or prosecution because they have an unfavorable bias without giving any reason.

**Reporting for Service** The number of qualified and available jurors who reported for jury service. If a juror reports for service on multiple days, each day that the juror reported for service is counted individually.

**Sent to Courtroom for Jury Selection (Voir Dire)** The number of qualified and available jurors assigned to a panel for jury selection. A juror may be assigned to more than one panel and is counted for each panel to which they were assigned.

**Told Not to Report for Service** The number of jurors who were qualified and available to serve, but were told in advance (e.g., by telephone, by telephone call-in system, by postcard) by the court not to report.

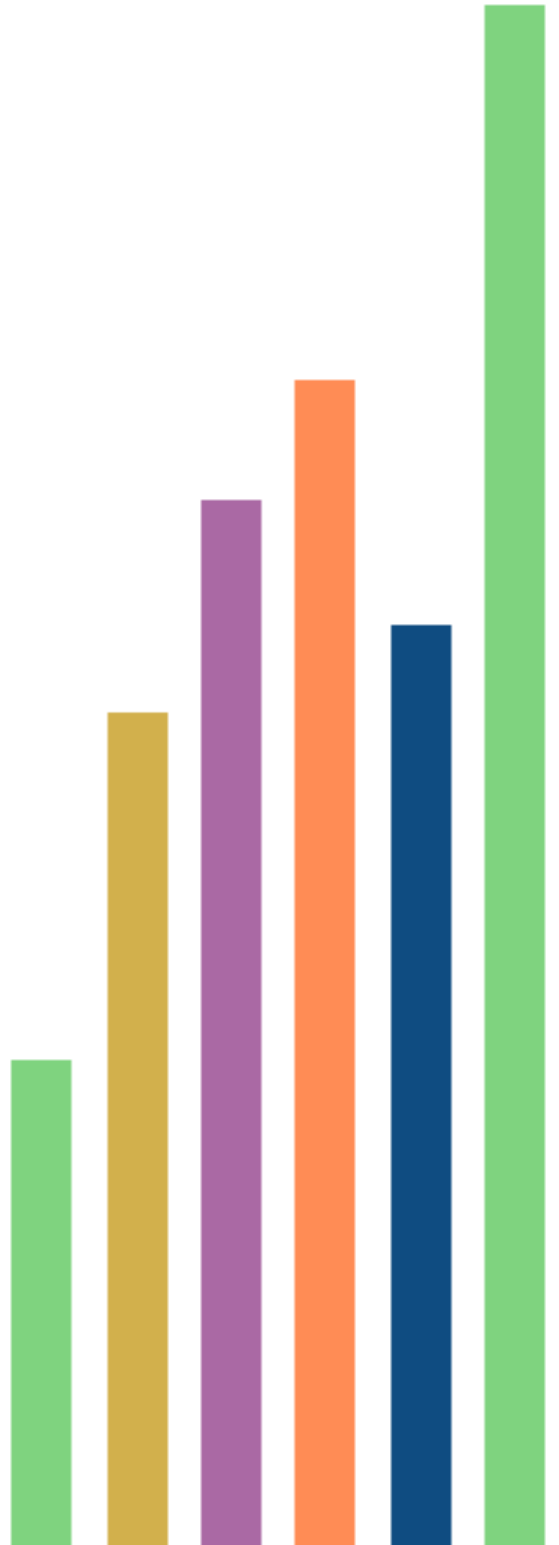
**Zero Panel Day** The number of days prospective jurors reported to the courthouse during the month in which no jurors were sent to voir dire.

**Jury Costs**

**Annual Budget for Judicial Operations** Other than juror fees and mileage, included this figure may also include jury staff salaries and fringe benefits, jury automation costs, facilities, printing expenses, postage expenses, personal service, juror fees, mileage, and miscellaneous expenses (hotel or dining costs for sequestered jurors, etc.).

**Average Cost Per Juror** Calculated by dividing *Annual Budget for Jury Operations* by *Qualification Questionnaires/Summonses Mailed*.

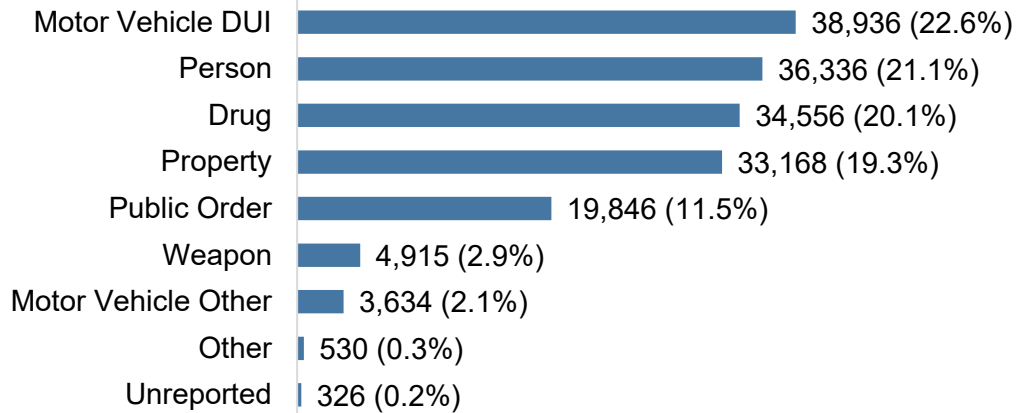
# Limited Jurisdiction Courts



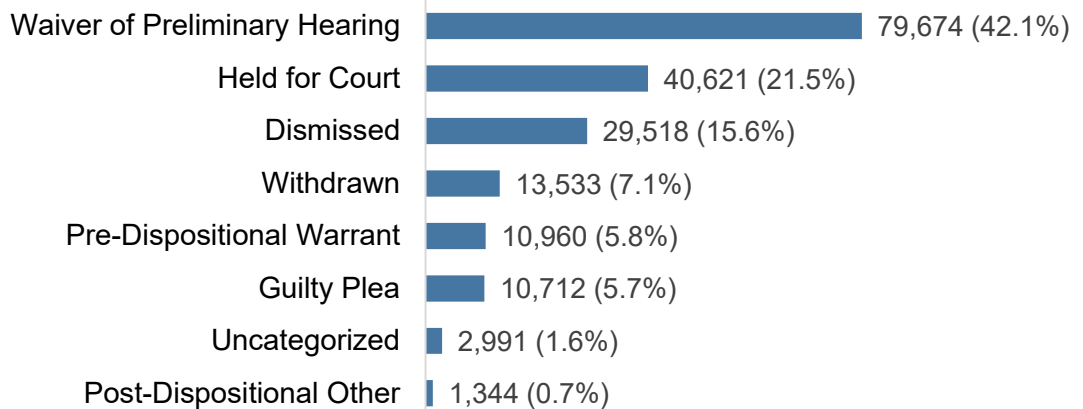
# 2021 Magisterial District Judge State Totals Criminal

Cases Pending 1/1/21	44,208	Age of Pending Cases		
New Cases Filed	172,247	<b>0-60 Days</b>	19,999	54.6%
Active Warrant Status Change	9,488	<b>61-120 Days</b>	7,359	20.1%
Closed Case Status Change	12	<b>121-180 Days</b>	3,019	8.2%
<b>Cases Available for Processing</b>	<b>225,955</b>	<b>181-240 Days</b>	1,368	3.7%
		<b>241-300 Days</b>	736	2.0%
<b>Cases Processed and Inactive</b>	<b>189,353</b>	<b>301-360 Days</b>	419	1.1%
		<b>Over 360 Days</b>	3,702	10.1%
<b>Cases Pending 12/31/21</b>	<b>36,602</b>	<b>Total</b>	<b>36,602</b>	

### New Cases Filed By Offense Type:



### Processed By:



For the most recent data, visit the AOPC website at <http://www.pacourts.us/news-and-statistics/research-and-statistics/dashboard-table-of-contents/magisterial-district-courts-statewide-dashboard>

Magisterial District Judge - 2021 Criminal Available for Processing

	Cases Pending 1/1/21	New Cases Filed	Active Warrant Status Change	Closed Case Status Change	Cases Available for Processing	Cases Processed	Cases Pending 12/31/21
<b><u>2nd Class County</u></b>							
Allegheny	9,209	20,761	1,280	0	31,250	23,781	7,469
<b><u>2A Class Counties</u></b>							
Bucks	1,931	7,474	287	1	9,693	7,871	1,822
Delaware	3,345	8,273	651	0	12,269	9,241	3,028
Montgomery	2,422	8,876	469	0	11,767	9,400	2,367
<b><u>3rd Class Counties</u></b>							
Berks	1,238	5,598	400	0	7,236	6,336	900
Chester	1,562	5,698	442	0	7,702	6,306	1,396
Cumberland	1,059	4,028	203	0	5,290	4,459	831
Dauphin	1,914	7,432	582	0	9,928	8,539	1,389
Erie	854	5,035	190	0	6,079	5,182	897
Lackawanna	701	3,406	344	1	4,452	3,797	655
Lancaster	981	7,877	437	2	9,297	8,491	806
Lehigh	1,551	5,051	298	2	6,902	5,800	1,102
Luzerne	1,940	5,988	360	0	8,288	7,131	1,157
Northampton	750	3,880	180	0	4,810	4,021	789
Westmoreland	1,273	5,697	407	1	7,378	6,186	1,192
York	1,356	7,171	281	0	8,808	7,527	1,281
<b><u>4th Class Counties</u></b>							
Beaver	918	3,187	166	1	4,272	3,674	598
Butler	401	2,123	103	0	2,627	2,234	393
Cambria	425	1,991	137	2	2,555	2,212	343
Centre	280	1,429	45	0	1,754	1,554	200
Fayette	924	3,042	177	0	4,143	3,563	580
Franklin	616	2,125	93	0	2,834	2,427	407
Monroe	977	3,889	279	0	5,145	4,273	872
Schuylkill	342	2,475	149	0	2,966	2,678	288
Washington	791	3,151	91	0	4,033	3,391	642
<b><u>5th Class Counties</u></b>							
Adams	230	1,654	30	0	1,914	1,690	224
Blair	509	3,019	119	0	3,647	3,364	283
Lawrence	221	1,265	103	0	1,589	1,449	140
Lebanon	247	1,627	54	0	1,928	1,733	195
Lycoming	256	1,989	76	0	2,321	2,057	264
Mercer	246	1,956	127	0	2,329	2,119	210
Northumberland	544	2,083	55	0	2,682	2,318	364

Magisterial District Judge - 2021 Criminal Available for Processing

	Cases Pending 1/1/21	New Cases Filed	Active Warrant Status Change	Closed Case Status Change	Cases Available for Processing	Cases Processed	Cases Pending 12/31/21
<b><u>6th Class Counties</u></b>							
Armstrong	426	1,265	44	0	1,735	1,435	300
Bedford	114	600	22	0	736	646	90
Bradford	140	1,096	72	0	1,308	1,169	139
Carbon	276	1,408	51	1	1,736	1,537	199
Clarion	110	591	11	1	713	632	81
Clearfield	225	1,349	32	0	1,606	1,450	156
Clinton	54	500	45	0	599	530	69
Columbia	170	1,333	36	0	1,539	1,401	138
Crawford	207	1,338	37	0	1,582	1,379	203
Elk	93	598	27	0	718	649	69
Greene	124	576	35	0	735	627	108
Huntingdon	63	619	28	0	710	667	43
Indiana	394	1,301	19	0	1,714	1,486	228
Jefferson	133	715	7	0	855	744	111
McKean	145	778	20	0	943	806	137
Mifflin	66	675	15	0	756	694	62
Perry	66	665	31	0	762	669	93
Pike	147	718	38	0	903	757	146
Somerset	164	1,072	27	0	1,263	1,114	149
Susquehanna	156	852	64	0	1,072	947	125
Tioga	68	525	24	0	617	513	104
Venango	129	744	35	0	908	827	81
Warren	143	587	36	0	766	678	88
Wayne	84	450	26	0	560	501	59
<b><u>7th Class Counties</u></b>							
Juniata	65	244	7	0	316	248	68
Snyder	83	519	24	0	626	522	104
Union	66	443	8	0	517	421	96
Wyoming	87	355	20	0	462	395	67
<b><u>8th Class Counties</u></b>							
Cameron	19	119	4	0	142	120	22
Forest	25	91	0	0	116	79	37
Fulton	65	241	6	0	312	261	51
Montour	45	191	11	0	247	218	29
Potter	42	370	6	0	418	366	52
Sullivan	1	69	5	0	75	61	14



Magisterial District Judge - 2021 New Criminal Cases by Offense Type

	Drug	%	Property	%	Motor Vehicle DUI	%	Person	%	Public Order	%
<b><u>2nd Class County</u></b>										
Allegheny	3,196	15.4	4,220	20.3	2,413	11.6	6,521	31.4	2,778	13.4
<b><u>2A Class Counties</u></b>										
Bucks	2,023	27.1	1,769	23.7	1,729	23.1	1,062	14.2	596	8.0
Delaware	1,302	15.7	1,789	21.6	1,716	20.7	2,037	24.6	826	10.0
Montgomery	1,520	17.1	2,351	26.5	1,964	22.1	1,797	20.2	783	8.8
<b><u>3rd Class Counties</u></b>										
Berks	1,194	21.3	1,224	21.9	949	17.0	1,330	23.8	564	10.1
Chester	959	16.8	1,141	20.0	1,609	28.2	1,227	21.5	556	9.8
Cumberland	543	13.5	990	24.6	1,126	28.0	715	17.8	430	10.7
Dauphin	1,754	23.6	1,331	17.9	1,223	16.5	1,494	20.1	1,128	15.2
Erie	570	11.3	1,241	24.6	1,056	21.0	1,155	22.9	769	15.3
Lackawanna	775	22.8	531	15.6	446	13.1	932	27.4	525	15.4
Lancaster	1,360	17.3	1,371	17.4	2,733	34.7	1,280	16.2	753	9.6
Lehigh	1,163	23.0	853	16.9	1,236	24.5	962	19.0	589	11.7
Luzerne	1,503	25.1	1,101	18.4	1,104	18.4	1,161	19.4	857	14.3
Northampton	828	21.3	693	17.9	986	25.4	789	20.3	366	9.4
Westmoreland	1,221	21.4	1,100	19.3	1,298	22.8	1,197	21.0	582	10.2
York	1,493	20.8	1,250	17.4	1,711	23.9	1,249	17.4	940	13.1
<b><u>4th Class Counties</u></b>										
Beaver	470	14.7	536	16.8	929	29.1	716	22.5	384	12.0
Butler	356	16.8	431	20.3	672	31.7	303	14.3	257	12.1
Cambria	294	14.8	370	18.6	411	20.6	522	26.2	298	15.0
Centre	411	28.8	266	18.6	446	31.2	162	11.3	101	7.1
Fayette	643	21.1	581	19.1	771	25.3	648	21.3	282	9.3
Franklin	272	12.8	452	21.3	637	30.0	444	20.9	216	10.2
Monroe	853	21.9	598	15.4	1,238	31.8	669	17.2	383	9.8
Schuylkill	649	26.2	531	21.5	358	14.5	545	22.0	278	11.2
Washington	599	19.0	541	17.2	826	26.2	698	22.2	331	10.5
<b><u>5th Class Counties</u></b>										
Adams	326	19.7	144	8.7	822	49.7	194	11.7	105	6.3
Blair	951	31.5	598	19.8	366	12.1	560	18.5	396	13.1
Lawrence	208	16.4	267	21.1	292	23.1	315	24.9	122	9.6
Lebanon	512	31.5	280	17.2	366	22.5	231	14.2	145	8.9
Lycoming	517	26.0	328	16.5	443	22.3	353	17.7	262	13.2
Mercer	300	15.3	343	17.5	448	22.9	499	25.5	281	14.4
Northumberland	545	26.2	267	12.8	386	18.5	435	20.9	329	15.8

Magisterial District Judge - 2021 New Criminal Cases by Offense Type

	Weapon	%	Motor Vehicle Other	%	Unreported	%	Other	%	Total
<b><u>2nd Class County</u></b>									
Allegheny	889	4.3	482	2.3	206	1.0	56	0.3	20,761
<b><u>2A Class Counties</u></b>									
Bucks	158	2.1	132	1.8	1	<0.1	4	0.1	7,474
Delaware	449	5.4	126	1.5	1	<0.1	27	0.3	8,273
Montgomery	302	3.4	148	1.7	3	<0.1	8	0.1	8,876
<b><u>3rd Class Counties</u></b>									
Berks	208	3.7	112	2.0	1	<0.1	16	0.3	5,598
Chester	113	2.0	85	1.5	3	0.1	5	0.1	5,698
Cumberland	95	2.4	109	2.7	4	0.1	16	0.4	4,028
Dauphin	239	3.2	172	2.3	29	0.4	62	0.8	7,432
Erie	153	3.0	70	1.4	5	0.1	16	0.3	5,035
Lackawanna	113	3.3	39	1.1	2	0.1	43	1.3	3,406
Lancaster	116	1.5	223	2.8	20	0.3	21	0.3	7,877
Lehigh	124	2.5	115	2.3	6	0.1	3	0.1	5,051
Luzerne	135	2.3	108	1.8	4	0.1	15	0.3	5,988
Northampton	97	2.5	101	2.6	13	0.3	7	0.2	3,880
Westmoreland	162	2.8	118	2.1	9	0.2	10	0.2	5,697
York	249	3.5	249	3.5	7	0.1	23	0.3	7,171
<b><u>4th Class Counties</u></b>									
Beaver	82	2.6	68	2.1	0	--	2	0.1	3,187
Butler	42	2.0	55	2.6	0	--	7	0.3	2,123
Cambria	54	2.7	36	1.8	2	0.1	4	0.2	1,991
Centre	26	1.8	15	1.0	0	--	2	0.1	1,429
Fayette	56	1.8	54	1.8	0	--	7	0.2	3,042
Franklin	47	2.2	49	2.3	0	--	8	0.4	2,125
Monroe	99	2.5	43	1.1	0	--	6	0.2	3,889
Schuylkill	55	2.2	52	2.1	1	<0.1	6	0.2	2,475
Washington	55	1.7	96	3.0	1	<0.1	4	0.1	3,151
<b><u>5th Class Counties</u></b>									
Adams	27	1.6	32	1.9	0	--	4	0.2	1,654
Blair	73	2.4	69	2.3	0	--	6	0.2	3,019
Lawrence	47	3.7	14	1.1	0	--	0	--	1,265
Lebanon	27	1.7	62	3.8	0	--	4	0.2	1,627
Lycoming	56	2.8	21	1.1	0	--	9	0.5	1,989
Mercer	46	2.4	27	1.4	0	--	12	0.6	1,956
Northumberland	50	2.4	55	2.6	2	0.1	14	0.7	2,083

Magisterial District Judge - 2021 New Criminal Cases by Offense Type

	Drug	%	Property	%	Motor Vehicle DUI	%	Person	%	Public Order	%
<b><u>6th Class Counties</u></b>										
Armstrong	243	19.2	111	8.8	429	33.9	262	20.7	128	10.1
Bedford	126	21.0	81	13.5	181	30.2	108	18.0	66	11.0
Bradford	300	27.4	230	21.0	192	17.5	217	19.8	129	11.8
Carbon	295	21.0	211	15.0	482	34.2	217	15.4	148	10.5
Clarion	76	12.9	84	14.2	203	34.3	107	18.1	101	17.1
Clearfield	296	21.9	233	17.3	360	26.7	192	14.2	201	14.9
Clinton	103	20.6	95	19.0	150	30.0	84	16.8	45	9.0
Columbia	394	29.6	251	18.8	246	18.5	177	13.3	206	15.5
Crawford	353	26.4	227	17.0	304	22.7	222	16.6	145	10.8
Elk	177	29.6	100	16.7	145	24.2	93	15.6	56	9.4
Greene	75	13.0	98	17.0	167	29.0	118	20.5	77	13.4
Huntingdon	193	31.2	88	14.2	156	25.2	108	17.4	55	8.9
Indiana	321	24.7	194	14.9	359	27.6	266	20.4	123	9.5
Jefferson	155	21.7	82	11.5	250	35.0	136	19.0	63	8.8
McKean	168	21.6	117	15.0	257	33.0	127	16.3	71	9.1
Mifflin	131	19.4	129	19.1	158	23.4	144	21.3	77	11.4
Perry	113	17.0	87	13.1	218	32.8	141	21.2	76	11.4
Pike	203	28.3	94	13.1	198	27.6	124	17.3	77	10.7
Somerset	152	14.2	170	15.9	341	31.8	223	20.8	154	14.4
Susquehanna	344	40.4	88	10.3	206	24.2	76	8.9	95	11.2
Tioga	101	19.2	97	18.5	167	31.8	93	17.7	54	10.3
Venango	160	21.5	122	16.4	148	19.9	172	23.1	101	13.6
Warren	138	23.5	125	21.3	97	16.5	134	22.8	72	12.3
Wayne	97	21.6	122	27.1	71	15.8	77	17.1	66	14.7
<b><u>7th Class Counties</u></b>										
Juniata	53	21.7	35	14.3	59	24.2	58	23.8	27	11.1
Snyder	147	28.3	90	17.3	120	23.1	74	14.3	64	12.3
Union	58	13.1	87	19.6	162	36.6	75	16.9	35	7.9
Wyoming	68	19.2	59	16.6	107	30.1	64	18.0	37	10.4
<b><u>8th Class Counties</u></b>										
Cameron	20	16.8	16	13.4	35	29.4	30	25.2	8	6.7
Forest	13	14.3	15	16.5	22	24.2	23	25.3	14	15.4
Fulton	39	16.2	38	15.8	81	33.6	56	23.2	8	3.3
Montour	19	9.9	45	23.6	43	22.5	61	31.9	19	9.9
Potter	100	27.0	47	12.7	96	25.9	59	15.9	32	8.6
Sullivan	15	21.7	12	17.4	16	23.2	16	23.2	4	5.8

Magisterial District Judge - 2021 New Criminal Cases by Offense Type

	Weapon	%	Motor Vehicle Other	%	Unreported	%	Other	%	Total
<b><u>6th Class Counties</u></b>									
Armstrong	27	2.1	63	5.0	0	--	2	0.2	1,265
Bedford	13	2.2	23	3.8	0	--	2	0.3	600
Bradford	19	1.7	6	0.5	0	--	3	0.3	1,096
Carbon	35	2.5	16	1.1	0	--	4	0.3	1,408
Clarion	8	1.4	10	1.7	0	--	2	0.3	591
Clearfield	29	2.1	29	2.1	1	0.1	8	0.6	1,349
Clinton	15	3.0	8	1.6	0	--	0	--	500
Columbia	33	2.5	23	1.7	0	--	3	0.2	1,333
Crawford	32	2.4	52	3.9	0	--	3	0.2	1,338
Elk	13	2.2	11	1.8	0	--	3	0.5	598
Greene	11	1.9	24	4.2	0	--	6	1.0	576
Huntingdon	11	1.8	4	0.6	0	--	4	0.6	619
Indiana	20	1.5	14	1.1	0	--	4	0.3	1,301
Jefferson	12	1.7	15	2.1	1	0.1	1	0.1	715
McKean	13	1.7	20	2.6	0	--	5	0.6	778
Mifflin	14	2.1	18	2.7	1	0.1	3	0.4	675
Perry	17	2.6	7	1.1	0	--	6	0.9	665
Pike	14	1.9	8	1.1	0	--	0	--	718
Somerset	10	0.9	15	1.4	2	0.2	5	0.5	1,072
Susquehanna	22	2.6	16	1.9	0	--	5	0.6	852
Tioga	11	2.1	1	0.2	0	--	1	0.2	525
Venango	15	2.0	21	2.8	0	--	5	0.7	744
Warren	8	1.4	10	1.7	0	--	3	0.5	587
Wayne	8	1.8	2	0.4	1	0.2	6	1.3	450
<b><u>7th Class Counties</u></b>									
Juniata	3	1.2	8	3.3	0	--	1	0.4	244
Snyder	15	2.9	8	1.5	0	--	1	0.2	519
Union	9	2.0	12	2.7	0	--	5	1.1	443
Wyoming	5	1.4	11	3.1	0	--	4	1.1	355
<b><u>8th Class Counties</u></b>									
Cameron	4	3.4	5	4.2	0	--	1	0.8	119
Forest	3	3.3	0	--	0	--	1	1.1	91
Fulton	6	2.5	12	5.0	0	--	1	0.4	241
Montour	1	0.5	3	1.6	0	--	0	--	191
Potter	11	3.0	20	5.4	0	--	5	1.4	370
Sullivan	4	5.8	2	2.9	0	--	0	--	69

Magisterial District Judge - 2021 Criminal Processed and Inactive

	Waiver of Preliminary Hearing	%	Held for Court	%	Dismissed	%	Withdrawn	%	Guilty Plea	%
<b><u>2nd Class County</u></b>										
Allegheny	5,129	21.6	4,636	19.5	6,939	29.2	4,811	20.2	0	--
<b><u>2A Class Counties</u></b>										
Bucks	3,541	45.0	2,750	34.9	893	11.3	200	2.5	52	0.7
Delaware	1,859	20.1	3,377	36.5	2,190	23.7	428	4.6	0	--
Montgomery	3,808	40.5	3,015	32.1	1,271	13.5	624	6.6	3	<0.1
<b><u>3rd Class Counties</u></b>										
Berks	2,121	33.5	2,221	35.1	1,327	20.9	214	3.4	0	--
Chester	2,465	39.1	1,632	25.9	1,397	22.2	177	2.8	0	--
Cumberland	2,028	45.5	695	15.6	853	19.1	138	3.1	454	10.2
Dauphin	3,278	38.4	1,688	19.8	1,171	13.7	474	5.6	1,232	14.4
Erie	1,974	38.1	919	17.7	871	16.8	571	11.0	520	10.0
Lackawanna	1,759	46.3	160	4.2	674	17.8	367	9.7	467	12.3
Lancaster	3,591	42.3	709	8.4	736	8.7	350	4.1	1,158	13.6
Lehigh	2,515	43.4	911	15.7	1,051	18.1	174	3.0	734	12.7
Luzerne	2,454	34.4	1,525	21.4	1,518	21.3	320	4.5	880	12.3
Northampton	2,229	55.4	1,015	25.2	349	8.7	67	1.7	148	3.7
Westmoreland	4,306	69.6	299	4.8	483	7.8	617	10.0	0	--
York	2,370	31.5	3,034	40.3	960	12.8	224	3.0	640	8.5
<b><u>4th Class Counties</u></b>										
Beaver	1,803	49.1	237	6.5	1,039	28.3	51	1.4	236	6.4
Butler	1,104	49.4	514	23.0	346	15.5	80	3.6	80	3.6
Cambria	1,104	49.9	253	11.4	392	17.7	294	13.3	3	0.1
Centre	1,209	77.8	221	14.2	26	1.7	53	3.4	0	--
Fayette	1,876	52.7	706	19.8	586	16.4	81	2.3	6	0.2
Franklin	1,593	65.6	237	9.8	304	12.5	157	6.5	0	--
Monroe	1,948	45.6	741	17.3	384	9.0	244	5.7	620	14.5
Schuylkill	1,035	38.6	612	22.9	208	7.8	297	11.1	357	13.3
Washington	1,563	46.1	761	22.4	577	17.0	314	9.3	12	0.4
<b><u>5th Class Counties</u></b>										
Adams	1,208	71.5	244	14.4	45	2.7	32	1.9	115	6.8
Blair	1,754	52.1	669	19.9	220	6.5	133	4.0	389	11.6
Lawrence	613	42.3	169	11.7	118	8.1	381	26.3	63	4.3
Lebanon	1,323	76.3	274	15.8	35	2.0	28	1.6	0	--
Lycoming	1,161	56.4	395	19.2	141	6.9	137	6.7	113	5.5
Mercer	133	6.3	1,044	49.3	215	10.1	232	10.9	337	15.9
Northumberland	881	38.0	559	24.1	166	7.2	67	2.9	415	17.9

Magisterial District Judge - 2021 Criminal Processed and Inactive

	Pre-Dispositional Warrant	%	Uncategorized	%	Post- Dispositional Other	%	Cases Processed
<b><u>2nd Class County</u></b>							
Allegheny	1,966	8.3	135	0.6	165	0.7	23,781
<b><u>2A Class Counties</u></b>							
Bucks	359	4.6	31	0.4	45	0.6	7,871
Delaware	855	9.3	194	2.1	338	3.7	9,241
Montgomery	535	5.7	109	1.2	35	0.4	9,400
<b><u>3rd Class Counties</u></b>							
Berks	405	6.4	37	0.6	11	0.2	6,336
Chester	526	8.3	88	1.4	21	0.3	6,306
Cumberland	212	4.8	54	1.2	25	0.6	4,459
Dauphin	564	6.6	91	1.1	41	0.5	8,539
Erie	247	4.8	67	1.3	13	0.3	5,182
Lackawanna	338	8.9	22	0.6	10	0.3	3,797
Lancaster	527	6.2	1,370	16.1	50	0.6	8,491
Lehigh	344	5.9	28	0.5	43	0.7	5,800
Luzerne	316	4.4	27	0.4	91	1.3	7,131
Northampton	165	4.1	30	0.7	18	0.4	4,021
Westmoreland	391	6.3	31	0.5	59	1.0	6,186
York	239	3.2	33	0.4	27	0.4	7,527
<b><u>4th Class Counties</u></b>							
Beaver	271	7.4	4	0.1	33	0.9	3,674
Butler	94	4.2	7	0.3	9	0.4	2,234
Cambria	115	5.2	27	1.2	24	1.1	2,212
Centre	42	2.7	2	0.1	1	0.1	1,554
Fayette	214	6.0	65	1.8	29	0.8	3,563
Franklin	127	5.2	6	0.2	3	0.1	2,427
Monroe	299	7.0	9	0.2	28	0.7	4,273
Schuylkill	135	5.0	18	0.7	16	0.6	2,678
Washington	101	3.0	40	1.2	23	0.7	3,391
<b><u>5th Class Counties</u></b>							
Adams	41	2.4	2	0.1	3	0.2	1,690
Blair	143	4.3	39	1.2	17	0.5	3,364
Lawrence	88	6.1	11	0.8	6	0.4	1,449
Lebanon	53	3.1	14	0.8	6	0.3	1,733
Lycoming	87	4.2	17	0.8	6	0.3	2,057
Mercer	130	6.1	21	1.0	7	0.3	2,119
Northumberland	81	3.5	143	6.2	6	0.3	2,318

Magisterial District Judge - 2021 Criminal Processed and Inactive

	Waiver of Preliminary Hearing	%	Held for Court	%	Dismissed	%	Withdrawn	%	Guilty Plea	%
<b><u>6th Class Counties</u></b>										
Armstrong	885	61.7	179	12.5	153	10.7	83	5.8	0	--
Bedford	443	68.6	83	12.8	28	4.3	37	5.7	14	2.2
Bradford	737	63.0	84	7.2	76	6.5	42	3.6	156	13.3
Carbon	956	62.2	277	18.0	114	7.4	49	3.2	84	5.5
Clarion	385	60.9	92	14.6	81	12.8	46	7.3	0	--
Clearfield	801	55.2	245	16.9	78	5.4	51	3.5	223	15.4
Clinton	388	73.2	52	9.8	36	6.8	24	4.5	0	--
Columbia	642	45.8	305	21.8	134	9.6	116	8.3	161	11.5
Crawford	682	49.5	437	31.7	98	7.1	90	6.5	23	1.7
Elk	509	78.4	43	6.6	39	6.0	28	4.3	0	--
Greene	132	21.1	309	49.3	140	22.3	9	1.4	0	--
Huntingdon	484	72.6	131	19.6	8	1.2	16	2.4	0	--
Indiana	733	49.3	317	21.3	301	20.3	37	2.5	53	3.6
Jefferson	541	72.7	70	9.4	43	5.8	32	4.3	15	2.0
McKean	304	37.7	196	24.3	79	9.8	38	4.7	142	17.6
Mifflin	508	73.2	80	11.5	41	5.9	15	2.2	36	5.2
Perry	434	64.9	148	22.1	25	3.7	12	1.8	0	--
Pike	376	49.7	157	20.7	59	7.8	23	3.0	118	15.6
Somerset	601	53.9	239	21.5	114	10.2	97	8.7	0	--
Susquehanna	485	51.2	29	3.1	54	5.7	59	6.2	233	24.6
Tioga	319	62.2	61	11.9	35	6.8	27	5.3	31	6.0
Venango	442	53.4	193	23.3	36	4.4	39	4.7	79	9.6
Warren	325	47.9	36	5.3	78	11.5	37	5.5	150	22.1
Wayne	273	54.5	64	12.8	34	6.8	37	7.4	52	10.4
<b><u>7th Class Counties</u></b>										
Juniata	150	60.5	63	25.4	16	6.5	6	2.4	0	--
Snyder	282	54.0	117	22.4	24	4.6	31	5.9	48	9.2
Union	197	46.8	153	36.3	16	3.8	15	3.6	22	5.2
Wyoming	271	68.6	67	17.0	18	4.6	15	3.8	2	0.5
<b><u>8th Class Counties</u></b>										
Cameron	68	56.7	26	21.7	8	6.7	12	10.0	0	--
Forest	28	35.4	3	3.8	14	17.7	11	13.9	9	11.4
Fulton	183	70.1	19	7.3	9	3.4	27	10.3	1	0.4
Montour	116	53.2	39	17.9	19	8.7	4	1.8	26	11.9
Potter	225	61.5	80	21.9	20	5.5	26	7.1	0	--
Sullivan	34	55.7	5	8.2	5	8.2	5	8.2	0	--

Magisterial District Judge - 2021 Criminal Processed and Inactive

	Pre-Dispositional Warrant	%	Uncategorized	%	Post- Dispositional Other	%	Cases Processed
<b><u>6th Class Counties</u></b>							
Armstrong	95	6.6	34	2.4	6	0.4	1,435
Bedford	39	6.0	2	0.3	0	--	646
Bradford	60	5.1	8	0.7	6	0.5	1,169
Carbon	42	2.7	9	0.6	6	0.4	1,537
Clarion	23	3.6	4	0.6	1	0.2	632
Clearfield	42	2.9	6	0.4	4	0.3	1,450
Clinton	29	5.5	0	--	1	0.2	530
Columbia	25	1.8	3	0.2	15	1.1	1,401
Crawford	32	2.3	15	1.1	2	0.1	1,379
Elk	25	3.9	0	--	5	0.8	649
Greene	28	4.5	4	0.6	5	0.8	627
Huntingdon	19	2.8	4	0.6	5	0.7	667
Indiana	31	2.1	8	0.5	6	0.4	1,486
Jefferson	12	1.6	25	3.4	6	0.8	744
McKean	32	4.0	8	1.0	7	0.9	806
Mifflin	11	1.6	1	0.1	2	0.3	694
Perry	34	5.1	12	1.8	4	0.6	669
Pike	21	2.8	2	0.3	1	0.1	757
Somerset	25	2.2	35	3.1	3	0.3	1,114
Susquehanna	82	8.7	2	0.2	3	0.3	947
Tioga	31	6.0	4	0.8	5	1.0	513
Venango	35	4.2	1	0.1	2	0.2	827
Warren	46	6.8	5	0.7	1	0.1	678
Wayne	28	5.6	4	0.8	9	1.8	501
<b><u>7th Class Counties</u></b>							
Juniata	5	2.0	7	2.8	1	0.4	248
Snyder	19	3.6	0	--	1	0.2	522
Union	10	2.4	4	1.0	4	1.0	421
Wyoming	21	5.3	0	--	1	0.3	395
<b><u>8th Class Counties</u></b>							
Cameron	6	5.0	0	--	0	--	120
Forest	2	2.5	2	2.5	10	12.7	79
Fulton	15	5.7	4	1.5	3	1.1	261
Montour	10	4.6	1	0.5	3	1.4	218
Potter	3	0.8	5	1.4	7	1.9	366
Sullivan	12	19.7	0	--	0	--	61



Magisterial District Judge - 2021 Age of Pending Criminal

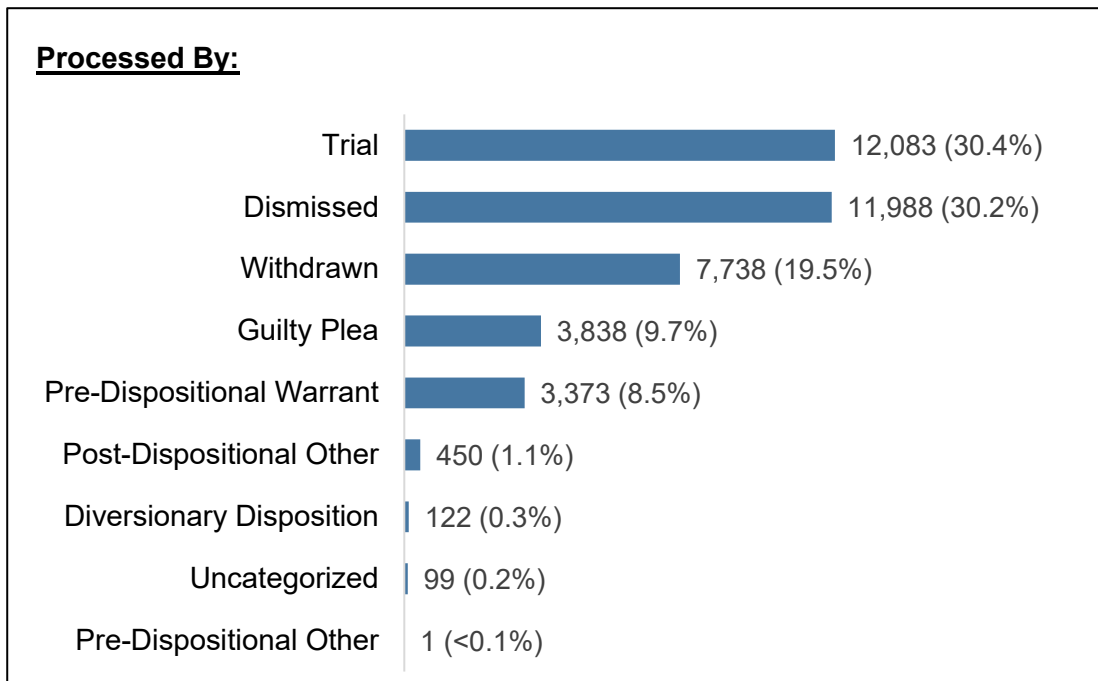
	0-60 Days	%	61-120 Days	%	121-180 Days	%	181-240 Days	%	241-300 Days	%	301-360 Days	%	Over 360 Days	%
<b><u>2nd Class County</u></b>														
Allegheny	2,603	34.9	1,544	20.7	851	11.4	453	6.1	280	3.7	151	2.0	1,587	21.2
<b><u>2A Class Counties</u></b>														
Bucks	1,004	55.1	414	22.7	195	10.7	90	4.9	53	2.9	32	1.8	34	1.9
Delaware	1,148	37.9	740	24.4	400	13.2	226	7.5	139	4.6	93	3.1	282	9.3
Montgomery	1,098	46.4	483	20.4	214	9.0	117	4.9	46	1.9	29	1.2	380	16.1
<b><u>3rd Class Counties</u></b>														
Berks	582	64.7	198	22.0	64	7.1	14	1.6	10	1.1	5	0.6	27	3.0
Chester	745	53.4	409	29.3	135	9.7	47	3.4	19	1.4	13	0.9	28	2.0
Cumberland	532	64.0	198	23.8	63	7.6	15	1.8	10	1.2	2	0.2	11	1.3
Dauphin	887	63.9	182	13.1	66	4.8	32	2.3	14	1.0	7	0.5	201	14.5
Erie	595	66.3	207	23.1	45	5.0	17	1.9	11	1.2	7	0.8	15	1.7
Lackawanna	296	45.2	132	20.2	42	6.4	13	2.0	3	0.5	5	0.8	164	25.0
Lancaster	648	80.4	98	12.2	27	3.3	4	0.5	6	0.7	0	--	23	2.9
Lehigh	620	56.3	247	22.4	113	10.3	47	4.3	28	2.5	15	1.4	32	2.9
Luzerne	680	58.8	191	16.5	66	5.7	36	3.1	8	0.7	8	0.7	168	14.5
Northampton	523	66.3	154	19.5	57	7.2	16	2.0	6	0.8	1	0.1	32	4.1
Westmoreland	690	57.9	272	22.8	92	7.7	35	2.9	27	2.3	9	0.8	67	5.6
York	941	73.5	197	15.4	51	4.0	22	1.7	9	0.7	2	0.2	59	4.6
<b><u>4th Class Counties</u></b>														
Beaver	320	53.5	103	17.2	53	8.9	16	2.7	9	1.5	4	0.7	93	15.6
Butler	273	69.5	85	21.6	20	5.1	7	1.8	2	0.5	1	0.3	5	1.3
Cambria	218	63.6	64	18.7	20	5.8	7	2.0	3	0.9	1	0.3	30	8.7
Centre	128	64.0	27	13.5	0	--	0	--	0	--	0	--	45	22.5
Fayette	385	66.4	121	20.9	49	8.4	14	2.4	1	0.2	4	0.7	6	1.0
Franklin	239	58.7	54	13.3	17	4.2	6	1.5	3	0.7	4	1.0	84	20.6
Monroe	563	64.6	171	19.6	67	7.7	29	3.3	14	1.6	5	0.6	23	2.6
Schuylkill	215	74.7	50	17.4	10	3.5	7	2.4	2	0.7	2	0.7	2	0.7
Washington	396	61.7	155	24.1	38	5.9	9	1.4	3	0.5	1	0.2	40	6.2
<b><u>5th Class Counties</u></b>														
Adams	185	82.6	28	12.5	6	2.7	0	--	2	0.9	0	--	3	1.3
Blair	215	76.0	37	13.1	5	1.8	4	1.4	1	0.4	1	0.4	20	7.1
Lawrence	104	74.3	24	17.1	6	4.3	2	1.4	0	--	0	--	4	2.9
Lebanon	167	85.6	7	3.6	1	0.5	0	--	0	--	0	--	20	10.3
Lycoming	215	81.4	25	9.5	9	3.4	3	1.1	0	--	2	0.8	10	3.8
Mercer	142	67.6	26	12.4	23	11.0	5	2.4	2	1.0	0	--	12	5.7
Northumberland	213	58.5	85	23.4	35	9.6	8	2.2	4	1.1	4	1.1	15	4.1

Magisterial District Judge - 2021 Age of Pending Criminal

	0-60 Days	%	61-120 Days	%	121-180 Days	%	181-240 Days	%	241-300 Days	%	301-360 Days	%	Over 360 Days	%
<b><u>6th Class Counties</u></b>														
Armstrong	155	51.7	67	22.3	34	11.3	9	3.0	4	1.3	1	0.3	30	10.0
Bedford	54	60.0	22	24.4	6	6.7	5	5.6	0	--	0	--	3	3.3
Bradford	104	74.8	22	15.8	2	1.4	2	1.4	0	--	1	0.7	8	5.8
Carbon	150	75.4	35	17.6	7	3.5	3	1.5	1	0.5	1	0.5	2	1.0
Clarion	59	72.8	18	22.2	2	2.5	2	2.5	0	--	0	--	0	--
Clearfield	129	82.7	16	10.3	2	1.3	0	--	0	--	0	--	9	5.8
Clinton	46	66.7	13	18.8	3	4.3	2	2.9	3	4.3	2	2.9	0	--
Columbia	116	84.1	15	10.9	3	2.2	2	1.4	0	--	0	--	2	1.4
Crawford	133	65.5	43	21.2	18	8.9	1	0.5	2	1.0	0	--	6	3.0
Elk	60	87.0	8	11.6	1	1.4	0	--	0	--	0	--	0	--
Greene	60	55.6	29	26.9	13	12.0	4	3.7	1	0.9	1	0.9	0	--
Huntingdon	39	90.7	2	4.7	1	2.3	0	--	0	--	0	--	1	2.3
Indiana	163	71.5	43	18.9	14	6.1	3	1.3	1	0.4	1	0.4	3	1.3
Jefferson	87	78.4	21	18.9	0	--	0	--	1	0.9	0	--	2	1.8
McKean	102	74.5	15	10.9	4	2.9	1	0.7	0	--	0	--	15	10.9
Mifflin	54	87.1	7	11.3	1	1.6	0	--	0	--	0	--	0	--
Perry	79	84.9	8	8.6	0	--	1	1.1	0	--	0	--	5	5.4
Pike	87	59.6	38	26.0	10	6.8	4	2.7	3	2.1	0	--	4	2.7
Somerset	126	84.6	17	11.4	1	0.7	2	1.3	0	--	0	--	3	2.0
Susquehanna	80	64.0	24	19.2	9	7.2	3	2.4	1	0.8	0	--	8	6.4
Tioga	72	69.2	18	17.3	6	5.8	2	1.9	0	--	0	--	6	5.8
Venango	61	75.3	9	11.1	1	1.2	2	2.5	0	--	0	--	8	9.9
Warren	55	62.5	13	14.8	8	9.1	1	1.1	1	1.1	0	--	10	11.4
Wayne	36	61.0	12	20.3	1	1.7	3	5.1	0	--	1	1.7	6	10.2
<b><u>7th Class Counties</u></b>														
Juniata	33	48.5	5	7.4	2	2.9	5	7.4	0	--	2	2.9	21	30.9
Snyder	71	68.3	24	23.1	6	5.8	3	2.9	0	--	0	--	0	--
Union	63	65.6	21	21.9	7	7.3	0	--	0	--	0	--	5	5.2
Wyoming	42	62.7	21	31.3	3	4.5	0	--	0	--	0	--	1	1.5
<b><u>8th Class Counties</u></b>														
Cameron	9	40.9	10	45.5	0	--	1	4.5	0	--	0	--	2	9.1
Forest	18	48.6	7	18.9	2	5.4	2	5.4	2	5.4	0	--	6	16.2
Fulton	21	41.2	13	25.5	7	13.7	3	5.9	1	2.0	1	2.0	5	9.8
Montour	18	62.1	1	3.4	3	10.3	0	--	0	--	0	--	7	24.1
Potter	36	69.2	11	21.2	2	3.8	1	1.9	0	--	0	--	2	3.8
Sullivan	11	78.6	3	21.4	0	--	0	--	0	--	0	--	0	--

## 2021 Magisterial District Judge State Totals Private Summary Complaints

Cases Pending 1/1/21	12,690	Age of Pending Cases		
New Cases Filed	34,430	<b>0-60 Days</b>	4,067	37.3%
Active Warrant Status Change	3,458	<b>61-120 Days</b>	1,615	14.8%
Closed Case Status Change	4	<b>121-180 Days</b>	511	4.7%
		<b>181-240 Days</b>	368	3.4%
<b>Cases Available for Processing</b>	<b>50,582</b>	<b>241-300 Days</b>	399	3.7%
		<b>301-360 Days</b>	273	2.5%
<b>Cases Processed and Inactive</b>	<b>39,692</b>	<b>Over 360 Days</b>	3,658	33.6%
<b>Cases Pending 12/31/21</b>	<b>10,891</b>	<b>Total</b>	<b>10,891</b>	



\* Trial Guilty 9,844 (81.5%)

Trial Not Guilty 2,239 (18.5%)

For the most recent data, visit the AOPC website at <http://www.pacourts.us/news-and-statistics/research-and-statistics/dashboard-table-of-contents/magisterial-district-courts-statewide-dashboard>

Magisterial District Judge - 2021 Private Summary Complaints Available for Processing

	Cases Pending 1/1/21	New Cases Filed	Active Warrant Status Change	Closed Case Status Change	Cases Available for Processing	Cases Processed	Cases Pending 12/31/21
<b><u>2nd Class County</u></b>							
Allegheny	4,762	9,770	622	0	15,154	11,149	4,005
<b><u>2A Class Counties</u></b>							
Bucks	3	2	1	0	6	4	2
Delaware	113	58	20	0	191	106	85
Montgomery	142	235	13	0	390	354	36
<b><u>3rd Class Counties</u></b>							
Berks	223	742	130	0	1,095	991	104
Chester	19	34	7	0	60	45	15
Cumberland	108	820	39	0	967	863	104
Dauphin	128	575	58	0	761	609	152
Erie	291	1,291	131	1	1,714	1,436	278
Lackawanna	562	872	103	0	1,537	1,141	396
Lancaster	78	656	118	0	852	776	76
Lehigh	27	171	52	0	250	231	19
Luzerne	1,605	801	96	0	2,502	1,124	1,378
Northampton	61	554	26	0	641	566	75
Westmoreland	722	1,584	362	0	2,668	2,005	663
York	471	2,281	211	0	2,963	2,256	707
<b><u>4th Class Counties</u></b>							
Beaver	299	707	23	0	1,029	795	234
Butler	37	81	12	0	130	90	40
Cambria	69	507	63	0	639	560	79
Centre	75	332	6	0	413	367	46
Fayette	856	2,453	423	0	3,732	3,209	523
Franklin	198	482	25	0	705	546	159
Monroe	184	580	68	0	832	681	151
Schuylkill	1	6	8	0	15	13	2
Washington	33	129	90	0	252	209	43
<b><u>5th Class Counties</u></b>							
Adams	231	1,757	92	0	2,080	1,764	316
Blair	90	197	204	0	491	455	36
Lawrence	19	175	1	0	195	152	43
Lebanon	8	59	18	0	85	82	3
Lycoming	47	248	7	0	302	244	58
Mercer	257	1,535	58	0	1,850	1,698	152
Northumberland	132	806	87	0	1,025	928	97

Magisterial District Judge - 2021 Private Summary Complaints Available for Processing

	Cases Pending 1/1/21	New Cases Filed	Active Warrant Status Change	Closed Case Status Change	Cases Available for Processing	Cases Processed	Cases Pending 12/31/21
<b><u>6th Class Counties</u></b>							
Armstrong	11	69	5	0	85	68	17
Bedford	23	87	3	0	113	83	30
Bradford	60	529	8	0	597	532	65
Carbon	24	136	2	0	162	151	11
Clarion	39	220	8	0	267	242	25
Clearfield	56	94	10	0	160	118	42
Clinton	1	38	7	0	46	45	1
Columbia	40	153	5	0	198	181	17
Crawford	59	69	13	0	141	85	56
Elk	11	103	5	0	119	101	18
Greene	83	236	32	0	351	247	104
Huntingdon	0	56	1	0	57	54	3
Indiana	42	117	18	0	177	162	15
Jefferson	12	249	23	0	284	270	14
McKean	44	318	1	0	363	286	77
Mifflin	7	141	12	0	160	127	33
Perry	5	32	65	0	102	94	8
Pike	59	80	2	0	141	132	9
Somerset	16	167	0	0	183	159	24
Susquehanna	3	2	4	0	9	8	1
Tioga	14	142	1	0	157	134	23
Venango	74	202	27	0	303	254	49
Warren	20	178	2	3	203	179	25
Wayne	52	119	15	0	186	143	43
<b><u>7th Class Counties</u></b>							
Juniata	11	33	4	0	48	42	6
Snyder	8	186	4	0	198	170	28
Union	15	77	3	0	95	79	16
Wyoming	0	0	0	0	0	0	0
<b><u>8th Class Counties</u></b>							
Cameron	0	8	0	0	8	8	0
Forest	17	9	0	0	26	19	7
Fulton	9	14	1	0	24	18	6
Montour	15	39	3	0	57	27	30
Potter	9	27	0	0	36	25	11
Sullivan	0	0	0	0	0	0	0

Magisterial District Judge - 2021 Private Summary Complaints Processed and Inactive

	Dismissed	%	Withdrawn	%	Guilty Plea	%	Trial Guilty	%	Pre-Dispositional Warrant	%	Trial Not Guilty	%
<b><u>2nd Class County</u></b>												
Allegheny	3,838	34.4	3,601	32.3	174	1.6	1,932	17.3	931	8.4	461	4.1
<b><u>2A Class Counties</u></b>												
Bucks	1	25.0	0	--	0	--	3	75.0	0	--	0	--
Delaware	60	56.6	26	24.5	1	0.9	6	5.7	2	1.9	6	5.7
Montgomery	78	22.0	49	13.8	0	--	90	25.4	42	11.9	65	18.4
<b><u>3rd Class Counties</u></b>												
Berks	116	11.7	119	12.0	19	1.9	216	21.8	217	21.9	302	30.5
Chester	15	33.3	11	24.4	6	13.3	10	22.2	0	--	3	6.7
Cumberland	310	35.9	98	11.4	45	5.2	366	42.4	15	1.7	25	2.9
Dauphin	144	23.6	69	11.3	49	8.0	309	50.7	18	3.0	13	2.1
Erie	560	39.0	55	3.8	241	16.8	389	27.1	163	11.4	25	1.7
Lackawanna	236	20.7	197	17.3	321	28.1	96	8.4	176	15.4	73	6.4
Lancaster	362	46.6	54	7.0	135	17.4	148	19.1	50	6.4	24	3.1
Lehigh	76	32.9	38	16.5	44	19.0	30	13.0	30	13.0	12	5.2
Luzerne	208	18.5	459	40.8	58	5.2	240	21.4	20	1.8	80	7.1
Northampton	272	48.1	60	10.6	6	1.1	192	33.9	5	0.9	24	4.2
Westmoreland	804	40.1	329	16.4	197	9.8	392	19.6	119	5.9	111	5.5
York	298	13.2	138	6.1	515	22.8	1,065	47.2	120	5.3	104	4.6
<b><u>4th Class Counties</u></b>												
Beaver	328	41.3	44	5.5	46	5.8	298	37.5	19	2.4	49	6.2
Butler	21	23.3	36	40.0	5	5.6	13	14.4	4	4.4	7	7.8
Cambria	183	32.7	102	18.2	98	17.5	161	28.8	3	0.5	10	1.8
Centre	184	50.1	46	12.5	8	2.2	122	33.2	1	0.3	6	1.6
Fayette	1,228	38.3	302	9.4	163	5.1	650	20.3	801	25.0	41	1.3
Franklin	191	35.0	113	20.7	76	13.9	119	21.8	18	3.3	25	4.6
Monroe	123	18.1	253	37.2	18	2.6	142	20.9	139	20.4	5	0.7
Schuylkill	2	15.4	5	38.5	4	30.8	0	--	1	7.7	0	--
Washington	67	32.1	14	6.7	9	4.3	63	30.1	37	17.7	17	8.1
<b><u>5th Class Counties</u></b>												
Adams	447	25.3	135	7.7	629	35.7	336	19.0	120	6.8	90	5.1
Blair	207	45.5	81	17.8	28	6.2	78	17.1	22	4.8	29	6.4
Lawrence	65	42.8	18	11.8	2	1.3	61	40.1	0	--	3	2.0
Lebanon	1	1.2	7	8.5	8	9.8	37	45.1	18	22.0	11	13.4
Lycoming	63	25.8	65	26.6	22	9.0	69	28.3	12	4.9	12	4.9
Mercer	275	16.2	653	38.5	97	5.7	421	24.8	66	3.9	156	9.2
Northumberland	173	18.6	113	12.2	37	4.0	498	53.7	34	3.7	69	7.4

Magisterial District Judge - 2021 Private Summary Complaints Processed and Inactive

	Post- Dispositional Other	% Uncategorized		Diversiory % Disposition		Pre-Dispositional %	Other	%	Cases Processed
<b><u>2nd Class County</u></b>									
Allegheny	206	1.8	5	<0.1	1	<0.1	0	--	11,149
<b><u>2A Class Counties</u></b>									
Bucks	0	--	0	--	0	--	0	--	4
Delaware	1	0.9	4	3.8	0	--	0	--	106
Montgomery	27	7.6	3	0.8	0	--	0	--	354
<b><u>3rd Class Counties</u></b>									
Berks	0	--	1	0.1	1	0.1	0	--	991
Chester	0	--	0	--	0	--	0	--	45
Cumberland	1	0.1	3	0.3	0	--	0	--	863
Dauphin	6	1.0	1	0.2	0	--	0	--	609
Erie	2	0.1	0	--	1	0.1	0	--	1,436
Lackawanna	35	3.1	7	0.6	0	--	0	--	1,141
Lancaster	3	0.4	0	--	0	--	0	--	776
Lehigh	0	--	1	0.4	0	--	0	--	231
Luzerne	49	4.4	10	0.9	0	--	0	--	1,124
Northampton	1	0.2	5	0.9	1	0.2	0	--	566
Westmoreland	20	1.0	5	0.2	27	1.3	1	<0.1	2,005
York	16	0.7	0	--	0	--	0	--	2,256
<b><u>4th Class Counties</u></b>									
Beaver	11	1.4	0	--	0	--	0	--	795
Butler	3	3.3	1	1.1	0	--	0	--	90
Cambria	2	0.4	1	0.2	0	--	0	--	560
Centre	0	--	0	--	0	--	0	--	367
Fayette	21	0.7	3	0.1	0	--	0	--	3,209
Franklin	4	0.7	0	--	0	--	0	--	546
Monroe	1	0.1	0	--	0	--	0	--	681
Schuylkill	0	--	1	7.7	0	--	0	--	13
Washington	1	0.5	1	0.5	0	--	0	--	209
<b><u>5th Class Counties</u></b>									
Adams	5	0.3	2	0.1	0	--	0	--	1,764
Blair	10	2.2	0	--	0	--	0	--	455
Lawrence	1	0.7	2	1.3	0	--	0	--	152
Lebanon	0	--	0	--	0	--	0	--	82
Lycoming	1	0.4	0	--	0	--	0	--	244
Mercer	10	0.6	20	1.2	0	--	0	--	1,698
Northumberland	0	--	3	0.3	1	0.1	0	--	928

Magisterial District Judge - 2021 Private Summary Complaints Processed and Inactive

	Dismissed	%	Withdrawn	%	Guilty Plea	%	Trial Guilty	%	Pre-Dispositional Warrant	%	Trial Not Guilty	%
<b><u>6th Class Counties</u></b>												
Armstrong	21	30.9	7	10.3	13	19.1	17	25.0	2	2.9	2	2.9
Bedford	3	3.6	15	18.1	28	33.7	13	15.7	2	2.4	22	26.5
Bradford	119	22.4	32	6.0	28	5.3	337	63.3	10	1.9	4	0.8
Carbon	74	49.0	13	8.6	7	4.6	48	31.8	2	1.3	7	4.6
Clarion	81	33.5	10	4.1	49	20.2	90	37.2	3	1.2	3	1.2
Clearfield	26	22.0	70	59.3	12	10.2	4	3.4	5	4.2	1	0.8
Clinton	6	13.3	17	37.8	11	24.4	8	17.8	1	2.2	2	4.4
Columbia	7	3.9	16	8.8	4	2.2	50	27.6	7	3.9	93	51.4
Crawford	7	8.2	13	15.3	30	35.3	22	25.9	9	10.6	4	4.7
Elk	0	--	1	1.0	28	27.7	49	48.5	0	--	21	20.8
Greene	65	26.3	16	6.5	27	10.9	88	35.6	11	4.5	38	15.4
Huntingdon	20	37.0	2	3.7	23	42.6	8	14.8	0	--	0	--
Indiana	21	13.0	25	15.4	4	2.5	36	22.2	11	6.8	65	40.1
Jefferson	21	7.8	24	8.9	151	55.9	26	9.6	32	11.9	16	5.9
McKean	97	33.9	12	4.2	50	17.5	88	30.8	9	3.1	30	10.5
Mifflin	40	31.5	13	10.2	59	46.5	5	3.9	7	5.5	2	1.6
Perry	63	67.0	1	1.1	20	21.3	0	--	10	10.6	0	--
Pike	75	56.8	9	6.8	3	2.3	44	33.3	1	0.8	0	--
Somerset	5	3.1	58	36.5	43	27.0	27	17.0	2	1.3	21	13.2
Susquehanna	4	50.0	3	37.5	1	12.5	0	--	0	--	0	--
Tioga	39	29.1	2	1.5	32	23.9	37	27.6	4	3.0	20	14.9
Venango	116	45.7	11	4.3	23	9.1	63	24.8	34	13.4	4	1.6
Warren	5	2.8	9	5.0	17	9.5	63	35.2	0	--	7	3.9
Wayne	63	44.1	38	26.6	10	7.0	29	20.3	1	0.7	0	--
<b><u>7th Class Counties</u></b>												
Juniata	6	14.3	1	2.4	30	71.4	1	2.4	2	4.8	1	2.4
Snyder	14	8.2	9	5.3	49	28.8	94	55.3	0	--	4	2.4
Union	35	44.3	12	15.2	6	7.6	25	31.6	1	1.3	0	--
Wyoming	0	--	0	--	0	--	0	--	0	--	0	--
<b><u>8th Class Counties</u></b>												
Cameron	0	--	0	--	7	87.5	1	12.5	0	--	0	--
Forest	3	15.8	3	15.8	0	--	0	--	0	--	2	10.5
Fulton	13	72.2	1	5.6	0	--	4	22.2	0	--	0	--
Montour	2	7.4	4	14.8	10	37.0	1	3.7	3	11.1	7	25.9
Potter	1	4.0	1	4.0	2	8.0	14	56.0	1	4.0	5	20.0
Sullivan	0	--	0	--	0	--	0	--	0	--	0	--



Magisterial District Judge - 2021 Private Summary Complaints Processed and Inactive

	Post- Dispositional Other	% Uncategorized		Diversory Disposition	%	Pre-Dispositional Other	%	Cases Processed
<b><u>6th Class Counties</u></b>								
Armstrong	1	1.5	5	7.4	0	--	0	68
Bedford	0	--	0	--	0	--	0	83
Bradford	0	--	2	0.4	0	--	0	532
Carbon	0	--	0	--	0	--	0	151
Clarion	3	1.2	0	--	3	1.2	0	242
Clearfield	0	--	0	--	0	--	0	118
Clinton	0	--	0	--	0	--	0	45
Columbia	3	1.7	1	0.6	0	--	0	181
Crawford	0	--	0	--	0	--	0	85
Elk	0	--	2	2.0	0	--	0	101
Greene	2	0.8	0	--	0	--	0	247
Huntingdon	0	--	1	1.9	0	--	0	54
Indiana	0	--	0	--	0	--	0	162
Jefferson	0	--	0	--	0	--	0	270
McKean	0	--	0	--	0	--	0	286
Mifflin	0	--	0	--	1	0.8	0	127
Perry	0	--	0	--	0	--	0	94
Pike	0	--	0	--	0	--	0	132
Somerset	0	--	3	1.9	0	--	0	159
Susquehanna	0	--	0	--	0	--	0	8
Tioga	0	--	0	--	0	--	0	134
Venango	0	--	3	1.2	0	--	0	254
Warren	1	0.6	3	1.7	74	41.3	0	179
Wayne	2	1.4	0	--	0	--	0	143
<b><u>7th Class Counties</u></b>								
Juniata	1	2.4	0	--	0	--	0	42
Snyder	0	--	0	--	0	--	0	170
Union	0	--	0	--	0	--	0	79
Wyoming	0	--	0	--	0	--	0	0
<b><u>8th Class Counties</u></b>								
Cameron	0	--	0	--	0	--	0	8
Forest	0	--	0	--	11	57.9	0	19
Fulton	0	--	0	--	0	--	0	18
Montour	0	--	0	--	0	--	0	27
Potter	0	--	0	--	1	4.0	0	25
Sullivan	0	--	0	--	0	--	0	0

Magisterial District Judge - 2021 Age of Pending Private Summary Complaints

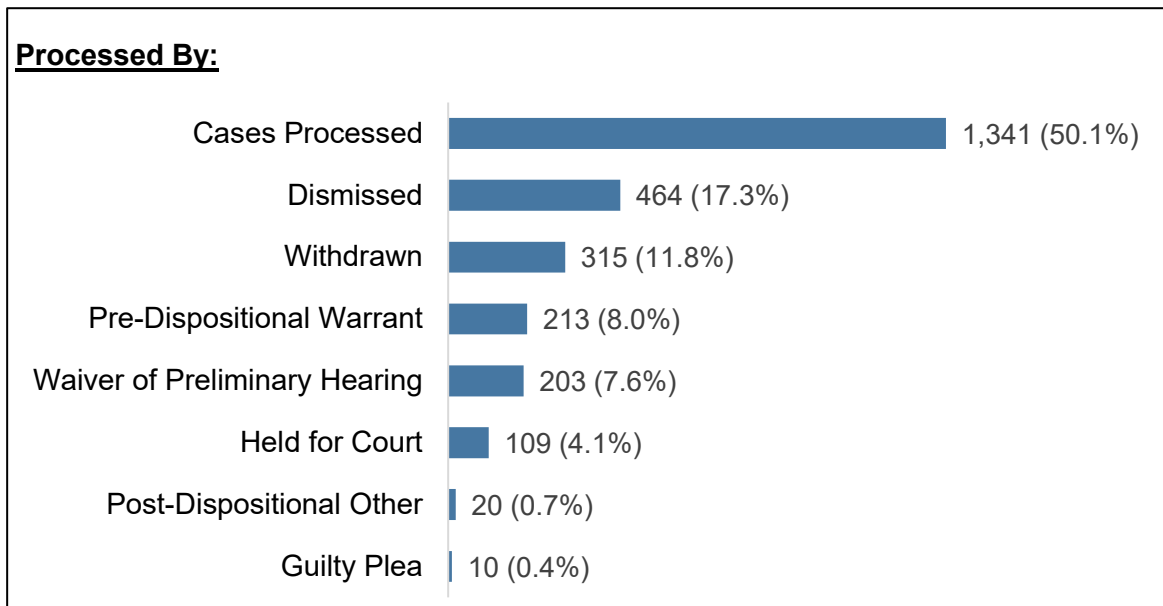
	0-60 Days	%	61-120 Days	%	121-180 Days	%	181-240 Days	%	241-300 Days	%	301-360 Days	%	Over 360 Days	%
<b><u>2nd Class County</u></b>														
Allegheny	1,399	34.9	702	17.5	278	6.9	205	5.1	117	2.9	98	2.4	1,206	30.1
<b><u>2A Class Counties</u></b>														
Bucks	1	50.0	0	--	1	50.0	0	--	0	--	0	--	0	--
Delaware	19	22.4	8	9.4	3	3.5	1	1.2	6	7.1	2	2.4	46	54.1
Montgomery	12	33.3	2	5.6	0	--	5	13.9	6	16.7	0	--	11	30.6
<b><u>3rd Class Counties</u></b>														
Berks	35	33.7	20	19.2	7	6.7	12	11.5	26	25.0	3	2.9	1	1.0
Chester	11	73.3	1	6.7	0	--	0	--	0	--	0	--	3	20.0
Cumberland	77	74.0	11	10.6	0	--	2	1.9	3	2.9	4	3.8	7	6.7
Dauphin	75	49.3	10	6.6	3	2.0	5	3.3	19	12.5	32	21.1	8	5.3
Erie	127	45.7	52	18.7	8	2.9	11	4.0	15	5.4	16	5.8	49	17.6
Lackawanna	33	8.3	10	2.5	7	1.8	4	1.0	86	21.7	28	7.1	228	57.6
Lancaster	66	86.8	4	5.3	0	--	2	2.6	0	--	3	3.9	1	1.3
Lehigh	8	42.1	3	15.8	2	10.5	1	5.3	0	--	0	--	5	26.3
Luzerne	74	5.4	20	1.5	9	0.7	20	1.5	20	1.5	7	0.5	1,228	89.1
Northampton	60	80.0	6	8.0	4	5.3	0	--	0	--	0	--	5	6.7
Westmoreland	168	25.3	67	10.1	17	2.6	9	1.4	13	2.0	3	0.5	386	58.2
York	297	42.0	243	34.4	122	17.3	28	4.0	8	1.1	0	--	9	1.3
<b><u>4th Class Counties</u></b>														
Beaver	93	39.7	22	9.4	1	0.4	12	5.1	10	4.3	6	2.6	90	38.5
Butler	10	25.0	5	12.5	11	27.5	0	--	0	--	0	--	14	35.0
Cambria	66	83.5	11	13.9	0	--	0	--	0	--	0	--	2	2.5
Centre	25	54.3	1	2.2	0	--	6	13.0	6	13.0	4	8.7	4	8.7
Fayette	309	59.1	112	21.4	5	1.0	5	1.0	12	2.3	11	2.1	69	13.2
Franklin	84	52.8	28	17.6	3	1.9	5	3.1	4	2.5	5	3.1	30	18.9
Monroe	90	59.6	9	6.0	2	1.3	7	4.6	5	3.3	16	10.6	22	14.6
Schuylkill	2	100.0	0	--	0	--	0	--	0	--	0	--	0	--
Washington	34	79.1	6	14.0	0	--	0	--	1	2.3	0	--	2	4.7
<b><u>5th Class Counties</u></b>														
Adams	184	58.2	105	33.2	12	3.8	1	0.3	7	2.2	2	0.6	5	1.6
Blair	3	8.3	3	8.3	3	8.3	1	2.8	2	5.6	0	--	24	66.7
Lawrence	25	58.1	8	18.6	0	--	3	7.0	4	9.3	0	--	3	7.0
Lebanon	3	100.0	0	--	0	--	0	--	0	--	0	--	0	--
Lycoming	34	58.6	9	15.5	0	--	3	5.2	5	8.6	4	6.9	3	5.2
Mercer	104	68.4	31	20.4	6	3.9	1	0.7	3	2.0	2	1.3	5	3.3
Northumberland	86	88.7	7	7.2	0	--	1	1.0	0	--	0	--	3	3.1

Magisterial District Judge - 2021 Age of Pending Private Summary Complaints

	0-60 Days	%	61-120 Days	%	121-180 Days	%	181-240 Days	%	241-300 Days	%	301-360 Days	%	Over 360 Days	%
<b><u>6th Class Counties</u></b>														
Armstrong	10	58.8	3	17.6	1	5.9	0	--	0	--	3	17.6	0	--
Bedford	18	60.0	0	--	0	--	0	--	0	--	0	--	12	40.0
Bradford	41	63.1	12	18.5	1	1.5	1	1.5	2	3.1	1	1.5	7	10.8
Carbon	9	81.8	1	9.1	0	--	0	--	0	--	0	--	1	9.1
Clarion	21	84.0	3	12.0	0	--	0	--	0	--	0	--	1	4.0
Clearfield	10	23.8	7	16.7	0	--	4	9.5	3	7.1	8	19.0	10	23.8
Clinton	0	--	1	100.0	0	--	0	--	0	--	0	--	0	--
Columbia	11	64.7	4	23.5	0	--	0	--	0	--	0	--	2	11.8
Crawford	10	17.9	0	--	0	--	0	--	0	--	0	--	46	82.1
Elk	17	94.4	1	5.6	0	--	0	--	0	--	0	--	0	--
Greene	41	39.4	19	18.3	3	2.9	10	9.6	1	1.0	5	4.8	25	24.0
Huntingdon	3	100.0	0	--	0	--	0	--	0	--	0	--	0	--
Indiana	7	46.7	0	--	1	6.7	0	--	0	--	0	--	7	46.7
Jefferson	11	78.6	3	21.4	0	--	0	--	0	--	0	--	0	--
McKean	57	74.0	7	9.1	0	--	0	--	3	3.9	0	--	10	13.0
Mifflin	30	90.9	1	3.0	0	--	0	--	0	--	0	--	2	6.1
Perry	8	100.0	0	--	0	--	0	--	0	--	0	--	0	--
Pike	8	88.9	0	--	0	--	0	--	0	--	0	--	1	11.1
Somerset	15	62.5	6	25.0	0	--	0	--	0	--	2	8.3	1	4.2
Susquehanna	1	100.0	0	--	0	--	0	--	0	--	0	--	0	--
Tioga	17	73.9	6	26.1	0	--	0	--	0	--	0	--	0	--
Venango	26	53.1	7	14.3	1	2.0	0	--	3	6.1	4	8.2	8	16.3
Warren	18	72.0	0	--	0	--	0	--	3	12.0	0	--	4	16.0
Wayne	13	30.2	2	4.7	0	--	0	--	0	--	0	--	28	65.1
<b><u>7th Class Counties</u></b>														
Juniata	1	16.7	2	33.3	0	--	0	--	0	--	0	--	3	50.0
Snyder	24	85.7	4	14.3	0	--	0	--	0	--	0	--	0	--
Union	7	43.8	3	18.8	0	--	1	6.3	2	12.5	0	--	3	18.8
Wyoming	0	--	0	--	0	--	0	--	0	--	0	--	0	--
<b><u>8th Class Counties</u></b>														
Cameron	0	--	0	--	0	--	0	--	0	--	0	--	0	--
Forest	1	14.3	2	28.6	0	--	0	--	0	--	0	--	4	57.1
Fulton	3	50.0	0	--	0	--	0	--	0	--	0	--	3	50.0
Montour	9	30.0	3	10.0	0	--	2	6.7	4	13.3	1	3.3	11	36.7
Potter	6	54.5	2	18.2	0	--	0	--	0	--	3	27.3	0	--
Sullivan	0	--	0	--	0	--	0	--	0	--	0	--	0	--

## 2021 Magisterial District Judge State Totals Private Criminal Complaints

Cases Pending 1/1/21	903	Age of Pending Cases		
New Cases Filed	917	<b>0-60 Days</b>	100	13.1%
Active Warrant Status Change	282	<b>61-120 Days</b>	40	5.3%
Closed Case Status Change	0	<b>121-180 Days</b>	20	2.6%
		<b>181-240 Days</b>	6	0.8%
<b>Cases Available for Processing</b>	<b>2,102</b>	<b>241-300 Days</b>	6	0.8%
		<b>301-360 Days</b>	6	0.8%
<b>Cases Processed and Inactive</b>	<b>1,341</b>	<b>Over 360 Days</b>	583	76.6%
<b>Cases Pending 12/31/21</b>	<b>761</b>	<b>Total</b>	<b>761</b>	



For the most recent data, visit the AOPC website at <http://www.pacourts.us/news-and-statistics/research-and-statistics/dashboard-table-of-contents/magisterial-district-courts-statewide-dashboard>

Magisterial District Judge - 2021 Private Criminal Complaints Available for Processing

	Cases Pending 1/1/21	New Cases Filed	Active Warrant Status Change	Closed Case Status Change	Cases Available for Processing	Cases Processed	Cases Pending 12/31/21
<b><u>2nd Class County</u></b>							
Allegheny	266	150	17	0	433	214	219
<b><u>2A Class Counties</u></b>							
Bucks	4	1	0	0	5	4	1
Delaware	15	7	6	0	28	9	19
Montgomery	13	2	0	0	15	1	14
<b><u>3rd Class Counties</u></b>							
Berks	1	0	2	0	3	3	0
Chester	9	3	1	0	13	10	3
Cumberland	12	7	3	0	22	16	6
Dauphin	21	30	8	0	59	37	22
Erie	59	225	26	0	310	277	33
Lackawanna	143	17	4	0	164	24	140
Lancaster	19	77	98	0	194	165	29
Lehigh	9	18	6	0	33	22	11
Luzerne	85	18	10	0	113	51	62
Northampton	6	4	3	0	13	4	9
Westmoreland	87	222	73	0	382	310	72
York	0	1	2	0	3	3	0
<b><u>4th Class Counties</u></b>							
Beaver	15	5	1	0	21	9	12
Butler	0	3	0	0	3	3	0
Cambria	8	2	2	0	12	5	7
Centre	1	0	0	0	1	0	1
Fayette	2	5	0	0	7	6	1
Franklin	13	5	0	0	18	5	13
Monroe	3	0	3	0	6	3	3
Schuylkill	0	0	0	0	0	0	0
Washington	16	16	1	0	33	21	12
<b><u>5th Class Counties</u></b>							
Adams	2	5	1	0	8	8	0
Blair	14	24	1	0	39	31	8
Lawrence	0	0	0	0	0	0	0
Lebanon	0	0	0	0	0	0	0
Lycoming	7	2	1	0	10	4	6
Mercer	1	0	0	0	1	0	1
Northumberland	0	1	0	0	1	1	0

Magisterial District Judge - 2021 Private Criminal Complaints Available for Processing

	Cases Pending 1/1/21	New Cases Filed	Active Warrant Status Change	Closed Case Status Change	Cases Available for Processing	Cases Processed	Cases Pending 12/31/21
<b><u>6th Class Counties</u></b>							
Armstrong	1	0	0	0	1	0	1
Bedford	1	0	0	0	1	0	1
Bradford	9	2	6	0	17	8	9
Carbon	0	2	0	0	2	2	0
Clarion	8	6	1	0	15	14	1
Clearfield	8	3	4	0	15	8	7
Clinton	0	0	0	0	0	0	0
Columbia	1	8	0	0	9	7	2
Crawford	1	1	0	0	2	1	1
Elk	0	0	0	0	0	0	0
Greene	2	4	0	0	6	4	2
Huntingdon	0	3	0	0	3	2	1
Indiana	2	0	1	0	3	1	2
Jefferson	6	7	0	0	13	8	5
McKean	5	6	0	0	11	7	4
Mifflin	0	6	0	0	6	6	0
Perry	1	0	0	0	1	0	1
Pike	0	0	0	0	0	0	0
Somerset	3	9	0	0	12	11	1
Susquehanna	0	0	0	0	0	0	0
Tioga	3	0	0	0	3	0	3
Venango	0	0	0	0	0	0	0
Warren	3	0	0	0	3	1	2
Wayne	12	7	0	0	19	8	11
<b><u>7th Class Counties</u></b>							
Juniata	3	2	1	0	6	6	0
Snyder	0	1	0	0	1	1	0
Union	0	0	0	0	0	0	0
Wyoming	0	0	0	0	0	0	0
<b><u>8th Class Counties</u></b>							
Cameron	0	0	0	0	0	0	0
Forest	0	0	0	0	0	0	0
Fulton	0	0	0	0	0	0	0
Montour	3	0	0	0	3	0	3
Potter	0	0	0	0	0	0	0
Sullivan	0	0	0	0	0	0	0

Magisterial District Judge - 2021 Private Criminal Complaints Processed and Inactive

	Dismissed	%	Waiver of Preliminary Hearing	%	Withdrawn	%	Held for Court	%	Pre-Dispositional Warrant	%
<b><u>2nd Class County</u></b>										
Allegheny	90	42.1	10	4.7	75	35.0	11	5.1	26	12.1
<b><u>2A Class Counties</u></b>										
Bucks	3	75.0	0	--	0	--	0	--	1	25.0
Delaware	3	33.3	1	11.1	4	44.4	1	11.1	0	--
Montgomery	0	--	0	--	1	100.0	0	--	0	--
<b><u>3rd Class Counties</u></b>										
Berks	1	33.3	0	--	2	66.7	0	--	0	--
Chester	2	20.0	2	20.0	5	50.0	1	10.0	0	--
Cumberland	6	37.5	2	12.5	3	18.8	3	18.8	0	--
Dauphin	15	40.5	0	--	10	27.0	12	32.4	0	--
Erie	158	57.0	29	10.5	23	8.3	31	11.2	29	10.5
Lackawanna	11	45.8	3	12.5	6	25.0	0	--	3	12.5
Lancaster	26	15.8	25	15.2	13	7.9	10	6.1	83	50.3
Lehigh	13	59.1	1	4.5	4	18.2	1	4.5	3	13.6
Luzerne	25	49.0	1	2.0	6	11.8	12	23.5	3	5.9
Northampton	0	--	0	--	1	25.0	1	25.0	2	50.0
Westmoreland	60	19.4	96	31.0	90	29.0	1	0.3	56	18.1
York	1	33.3	0	--	1	33.3	0	--	0	--
<b><u>4th Class Counties</u></b>										
Beaver	3	33.3	3	33.3	0	--	0	--	2	22.2
Butler	2	66.7	0	--	1	33.3	0	--	0	--
Cambria	3	60.0	0	--	2	40.0	0	--	0	--
Centre	0	--	0	--	0	--	0	--	0	--
Fayette	1	16.7	1	16.7	3	50.0	1	16.7	0	--
Franklin	0	--	1	20.0	2	40.0	2	40.0	0	--
Monroe	1	33.3	0	--	1	33.3	0	--	0	--
Schuylkill	0	--	0	--	0	--	0	--	0	--
Washington	4	19.0	0	--	10	47.6	6	28.6	0	--
<b><u>5th Class Counties</u></b>										
Adams	1	12.5	1	12.5	4	50.0	1	12.5	1	12.5
Blair	6	19.4	13	41.9	9	29.0	2	6.5	1	3.2
Lawrence	0	--	0	--	0	--	0	--	0	--
Lebanon	0	--	0	--	0	--	0	--	0	--
Lycoming	0	--	2	50.0	1	25.0	1	25.0	0	--
Mercer	0	--	0	--	0	--	0	--	0	--
Northumberland	0	--	0	--	0	--	1	100.0	0	--

Magisterial District Judge - 2021 Private Criminal Complaints Processed and Inactive

	Guilty Plea	%	Uncategorized	%	Post-Dispositional Other	%	Cases Processed
<b><u>2nd Class County</u></b>							
Allegheny	0	--	1	0.5	1	0.5	214
<b><u>2A Class Counties</u></b>							
Bucks	0	--	0	--	0	--	4
Delaware	0	--	0	--	0	--	9
Montgomery	0	--	0	--	0	--	1
<b><u>3rd Class Counties</u></b>							
Berks	0	--	0	--	0	--	3
Chester	0	--	0	--	0	--	10
Cumberland	2	12.5	0	--	0	--	16
Dauphin	0	--	0	--	0	--	37
Erie	5	1.8	1	0.4	1	0.4	277
Lackawanna	1	4.2	0	--	0	--	24
Lancaster	1	0.6	0	--	7	4.2	165
Lehigh	0	--	0	--	0	--	22
Luzerne	0	--	0	--	4	7.8	51
Northampton	0	--	0	--	0	--	4
Westmoreland	0	--	3	1.0	4	1.3	310
York	0	--	0	--	1	33.3	3
<b><u>4th Class Counties</u></b>							
Beaver	1	11.1	0	--	0	--	9
Butler	0	--	0	--	0	--	3
Cambria	0	--	0	--	0	--	5
Centre	0	--	0	--	0	--	0
Fayette	0	--	0	--	0	--	6
Franklin	0	--	0	--	0	--	5
Monroe	0	--	0	--	1	33.3	3
Schuylkill	0	--	0	--	0	--	0
Washington	0	--	0	--	1	4.8	21
<b><u>5th Class Counties</u></b>							
Adams	0	--	0	--	0	--	8
Blair	0	--	0	--	0	--	31
Lawrence	0	--	0	--	0	--	0
Lebanon	0	--	0	--	0	--	0
Lycoming	0	--	0	--	0	--	4
Mercer	0	--	0	--	0	--	0
Northumberland	0	--	0	--	0	--	1



Magisterial District Judge - 2021 Private Criminal Complaints Processed and Inactive

	Dismissed	%	Waiver of Preliminary Hearing	%	Withdrawn	%	Held for Court	%	Pre-Dispositional Warrant	%
<b><u>6th Class Counties</u></b>										
Armstrong	0	--	0	--	0	--	0	--	0	--
Bedford	0	--	0	--	0	--	0	--	0	--
Bradford	3	37.5	0	--	5	62.5	0	--	0	--
Carbon	0	--	2	100.0	0	--	0	--	0	--
Clarion	2	14.3	3	21.4	6	42.9	3	21.4	0	--
Clearfield	4	50.0	0	--	2	25.0	1	12.5	1	12.5
Clinton	0	--	0	--	0	--	0	--	0	--
Columbia	1	14.3	0	--	5	71.4	1	14.3	0	--
Crawford	1	100.0	0	--	0	--	0	--	0	--
Elk	0	--	0	--	0	--	0	--	0	--
Greene	2	50.0	0	--	0	--	1	25.0	1	25.0
Huntingdon	0	--	2	100.0	0	--	0	--	0	--
Indiana	1	100.0	0	--	0	--	0	--	0	--
Jefferson	0	--	1	12.5	5	62.5	2	25.0	0	--
McKean	4	57.1	0	--	2	28.6	1	14.3	0	--
Mifflin	2	33.3	2	33.3	1	16.7	0	--	1	16.7
Perry	0	--	0	--	0	--	0	--	0	--
Pike	0	--	0	--	0	--	0	--	0	--
Somerset	4	36.4	0	--	6	54.5	0	--	0	--
Susquehanna	0	--	0	--	0	--	0	--	0	--
Tioga	0	--	0	--	0	--	0	--	0	--
Venango	0	--	0	--	0	--	0	--	0	--
Warren	0	--	0	--	0	--	1	100.0	0	--
Wayne	3	37.5	1	12.5	3	37.5	1	12.5	0	--
<b><u>7th Class Counties</u></b>										
Juniata	1	16.7	1	16.7	3	50.0	0	--	0	--
Snyder	1	100.0	0	--	0	--	0	--	0	--
Union	0	--	0	--	0	--	0	--	0	--
Wyoming	0	--	0	--	0	--	0	--	0	--
<b><u>8th Class Counties</u></b>										
Cameron	0	--	0	--	0	--	0	--	0	--
Forest	0	--	0	--	0	--	0	--	0	--
Fulton	0	--	0	--	0	--	0	--	0	--
Montour	0	--	0	--	0	--	0	--	0	--
Potter	0	--	0	--	0	--	0	--	0	--
Sullivan	0	--	0	--	0	--	0	--	0	--

Magisterial District Judge - 2021 Private Criminal Complaints Processed and Inactive

	Guilty Plea	%	Uncategorized	%	Post-Dispositional Other	%	Cases Processed
<b><u>6th Class Counties</u></b>							
Armstrong	0	--	0	--	0	--	0
Bedford	0	--	0	--	0	--	0
Bradford	0	--	0	--	0	--	8
Carbon	0	--	0	--	0	--	2
Clarion	0	--	0	--	0	--	14
Clearfield	0	--	0	--	0	--	8
Clinton	0	--	0	--	0	--	0
Columbia	0	--	0	--	0	--	7
Crawford	0	--	0	--	0	--	1
Elk	0	--	0	--	0	--	0
Greene	0	--	0	--	0	--	4
Huntingdon	0	--	0	--	0	--	2
Indiana	0	--	0	--	0	--	1
Jefferson	0	--	0	--	0	--	8
McKean	0	--	0	--	0	--	7
Mifflin	0	--	0	--	0	--	6
Perry	0	--	0	--	0	--	0
Pike	0	--	0	--	0	--	0
Somerset	0	--	1	9.1	0	--	11
Susquehanna	0	--	0	--	0	--	0
Tioga	0	--	0	--	0	--	0
Venango	0	--	0	--	0	--	0
Warren	0	--	0	--	0	--	1
Wayne	0	--	0	--	0	--	8
<b><u>7th Class Counties</u></b>							
Juniata	0	--	1	16.7	0	--	6
Snyder	0	--	0	--	0	--	1
Union	0	--	0	--	0	--	0
Wyoming	0	--	0	--	0	--	0
<b><u>8th Class Counties</u></b>							
Cameron	0	--	0	--	0	--	0
Forest	0	--	0	--	0	--	0
Fulton	0	--	0	--	0	--	0
Montour	0	--	0	--	0	--	0
Potter	0	--	0	--	0	--	0
Sullivan	0	--	0	--	0	--	0

Magisterial District Judge - 2021 Age of Pending Private Criminal Complaints

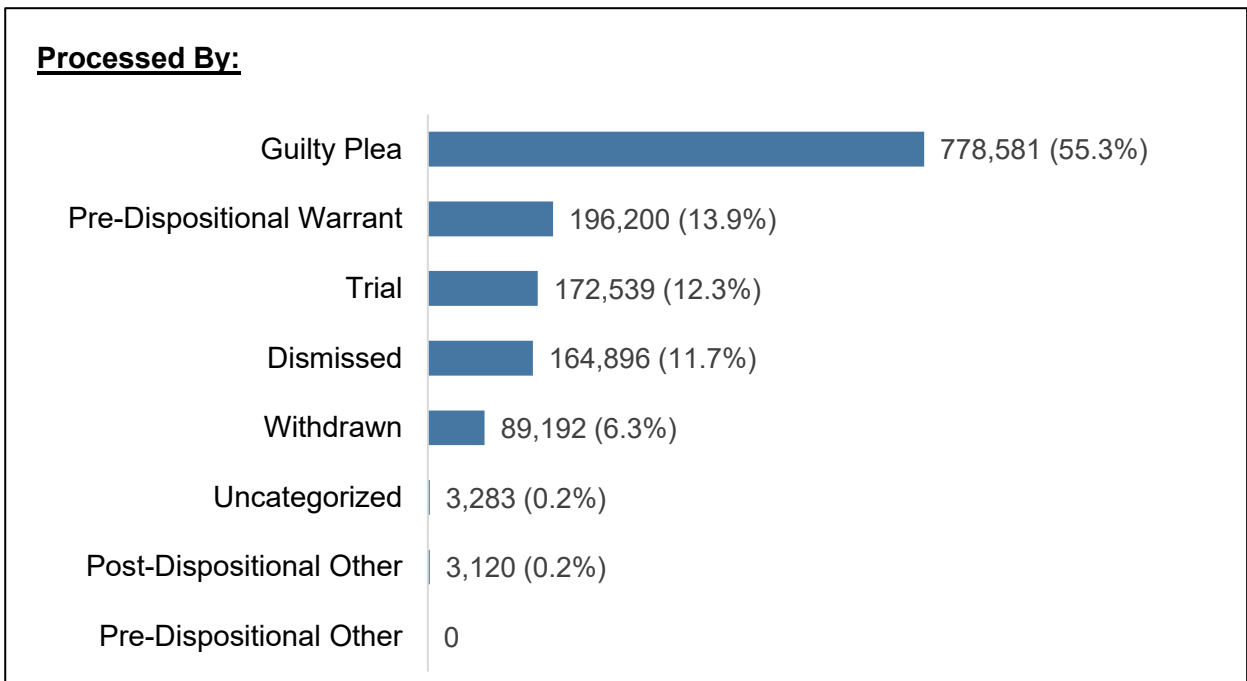
	0-60 Days	%	61-120 Days	%	121-180 Days	%	181-240 Days	%	241-300 Days	%	301-360 Days	%	Over 360 Days	%
<b><u>2nd Class County</u></b>														
Allegheny	18	8.2	8	3.7	6	2.7	1	0.5	0	--	2	0.9	184	84.0
<b><u>2A Class Counties</u></b>														
Bucks	1	100.0	0	--	0	--	0	--	0	--	0	--	0	--
Delaware	5	26.3	1	5.3	0	--	1	5.3	0	--	1	5.3	11	57.9
Montgomery	0	--	1	7.1	0	--	0	--	0	--	0	--	13	92.9
<b><u>3rd Class Counties</u></b>														
Berks	0	--	0	--	0	--	0	--	0	--	0	--	0	--
Chester	0	--	0	--	0	--	0	--	0	--	0	--	3	100.0
Cumberland	0	--	1	16.7	1	16.7	0	--	1	16.7	0	--	3	50.0
Dauphin	5	22.7	1	4.5	0	--	0	--	0	--	0	--	16	72.7
Erie	21	63.6	7	21.2	0	--	0	--	0	--	0	--	5	15.2
Lackawanna	1	0.7	0	--	2	1.4	1	0.7	1	0.7	0	--	135	96.4
Lancaster	15	51.7	4	13.8	1	3.4	0	--	1	3.4	0	--	8	27.6
Lehigh	5	45.5	3	27.3	1	9.1	0	--	0	--	0	--	2	18.2
Luzerne	3	4.8	1	1.6	0	--	0	--	0	--	0	--	58	93.5
Northampton	1	11.1	0	--	2	22.2	0	--	0	--	0	--	6	66.7
Westmoreland	18	25.0	11	15.3	3	4.2	2	2.8	3	4.2	3	4.2	32	44.4
York	0	--	0	--	0	--	0	--	0	--	0	--	0	--
<b><u>4th Class Counties</u></b>														
Beaver	0	--	0	--	0	--	0	--	0	--	0	--	12	100.0
Butler	0	--	0	--	0	--	0	--	0	--	0	--	0	--
Cambria	0	--	0	--	0	--	0	--	0	--	0	--	7	100.0
Centre	0	--	0	--	0	--	0	--	0	--	0	--	1	100.0
Fayette	0	--	0	--	0	--	0	--	0	--	0	--	1	100.0
Franklin	0	--	0	--	1	7.7	0	--	0	--	0	--	12	92.3
Monroe	0	--	0	--	0	--	0	--	0	--	0	--	3	100.0
Schuylkill	0	--	0	--	0	--	0	--	0	--	0	--	0	--
Washington	2	16.7	0	--	0	--	0	--	0	--	0	--	10	83.3
<b><u>5th Class Counties</u></b>														
Adams	0	--	0	--	0	--	0	--	0	--	0	--	0	--
Blair	1	12.5	1	12.5	2	25.0	0	--	0	--	0	--	4	50.0
Lawrence	0	--	0	--	0	--	0	--	0	--	0	--	0	--
Lebanon	0	--	0	--	0	--	0	--	0	--	0	--	0	--
Lycoming	1	16.7	0	--	0	--	1	16.7	0	--	0	--	4	66.7
Mercer	0	--	0	--	0	--	0	--	0	--	0	--	1	100.0
Northumberland	0	--	0	--	0	--	0	--	0	--	0	--	0	--

Magisterial District Judge - 2021 Age of Pending Private Criminal Complaints

	0-60 Days	%	61-120 Days	%	121-180 Days	%	181-240 Days	%	241-300 Days	%	301-360 Days	%	Over 360 Days	%
<b><u>6th Class Counties</u></b>														
Armstrong	0	--	0	--	0	--	0	--	0	--	0	--	1	100.0
Bedford	0	--	0	--	0	--	0	--	0	--	0	--	1	100.0
Bradford	0	--	0	--	0	--	0	--	0	--	0	--	9	100.0
Carbon	0	--	0	--	0	--	0	--	0	--	0	--	0	--
Clarion	0	--	0	--	0	--	0	--	0	--	0	--	1	100.0
Clearfield	0	--	0	--	0	--	0	--	0	--	0	--	7	100.0
Clinton	0	--	0	--	0	--	0	--	0	--	0	--	0	--
Columbia	2	100.0	0	--	0	--	0	--	0	--	0	--	0	--
Crawford	0	--	0	--	0	--	0	--	0	--	0	--	1	100.0
Elk	0	--	0	--	0	--	0	--	0	--	0	--	0	--
Greene	0	--	0	--	1	50.0	0	--	0	--	0	--	1	50.0
Huntingdon	0	--	1	100.0	0	--	0	--	0	--	0	--	0	--
Indiana	0	--	0	--	0	--	0	--	0	--	0	--	2	100.0
Jefferson	0	--	0	--	0	--	0	--	0	--	0	--	5	100.0
McKean	0	--	0	--	0	--	0	--	0	--	0	--	4	100.0
Mifflin	0	--	0	--	0	--	0	--	0	--	0	--	0	--
Perry	0	--	0	--	0	--	0	--	0	--	0	--	1	100.0
Pike	0	--	0	--	0	--	0	--	0	--	0	--	0	--
Somerset	1	100.0	0	--	0	--	0	--	0	--	0	--	0	--
Susquehanna	0	--	0	--	0	--	0	--	0	--	0	--	0	--
Tioga	0	--	0	--	0	--	0	--	0	--	0	--	3	100.0
Venango	0	--	0	--	0	--	0	--	0	--	0	--	0	--
Warren	0	--	0	--	0	--	0	--	0	--	0	--	2	100.0
Wayne	0	--	0	--	0	--	0	--	0	--	0	--	11	100.0
<b><u>7th Class Counties</u></b>														
Juniata	0	--	0	--	0	--	0	--	0	--	0	--	0	--
Snyder	0	--	0	--	0	--	0	--	0	--	0	--	0	--
Union	0	--	0	--	0	--	0	--	0	--	0	--	0	--
Wyoming	0	--	0	--	0	--	0	--	0	--	0	--	0	--
<b><u>8th Class Counties</u></b>														
Cameron	0	--	0	--	0	--	0	--	0	--	0	--	0	--
Forest	0	--	0	--	0	--	0	--	0	--	0	--	0	--
Fulton	0	--	0	--	0	--	0	--	0	--	0	--	0	--
Montour	0	--	0	--	0	--	0	--	0	--	0	--	3	100.0
Potter	0	--	0	--	0	--	0	--	0	--	0	--	0	--
Sullivan	0	--	0	--	0	--	0	--	0	--	0	--	0	--

## 2021 Magisterial District Judge State Totals Traffic

Cases Pending 1/1/21		Age of Pending Cases		
New Cases Filed	1,248,523	<b>0-60 Days</b>	111,166	38.4%
Active Warrant Status Change	173,571	<b>61-120 Days</b>	42,025	14.5%
Closed Case Status Change	3	<b>121-180 Days</b>	23,265	8.0%
<b>Cases Available for Processing</b>	<b>1,697,002</b>	<b>181-240 Days</b>	13,243	4.6%
<b>Cases Processed and Inactive</b>	<b>1,407,811</b>	<b>241-300 Days</b>	10,621	3.7%
		<b>301-360 Days</b>	8,846	3.1%
		<b>Over 360 Days</b>	80,025	27.7%
<b>Cases Pending 12/31/21</b>	<b>289,191</b>	<b>Total</b>	<b>289,191</b>	



\* Trial Guilty            116,453    (67.5%)  
 Trial Not Guilty        56,086    (32.5%)

For the most recent data, visit the AOPC website at <http://www.pacourts.us/news-and-statistics/research-and-statistics/dashboard-table-of-contents/magisterial-district-courts-statewide-dashboard>

Magisterial District Judge - 2021 Traffic Available for Processing

	Cases Pending 1/1/21	New Cases Filed	Active Warrant Status Change	Closed Case Status Change	Cases Available for Processing	Cases Processed	Cases Pending 12/31/21
<b><u>2nd Class County</u></b>							
Allegheny	45,635	81,276	9,950	1	136,862	94,864	41,998
<b><u>2A Class Counties</u></b>							
Bucks	5,670	51,320	5,983	0	62,973	56,684	6,289
Delaware	47,875	62,643	22,287	0	132,805	82,534	50,271
Montgomery	33,703	88,154	19,862	0	141,719	110,693	31,026
<b><u>3rd Class Counties</u></b>							
Berks	3,840	40,810	6,129	0	50,779	46,453	4,326
Chester	6,318	58,367	7,944	0	72,629	65,677	6,952
Cumberland	2,554	29,362	3,103	0	35,019	32,565	2,454
Dauphin	11,634	47,165	4,894	0	63,693	50,262	13,431
Erie	3,610	24,861	2,452	0	30,923	27,425	3,498
Lackawanna	18,947	24,319	2,577	0	45,843	23,412	22,431
Lancaster	13,072	66,191	16,350	0	95,613	84,023	11,590
Lehigh	16,783	75,641	15,362	0	107,786	83,221	24,565
Luzerne	10,498	47,007	7,483	0	64,988	55,171	9,817
Northampton	6,397	41,162	5,593	0	53,152	45,308	7,844
Westmoreland	4,086	31,370	3,346	0	38,802	34,504	4,298
York	3,586	58,812	3,507	0	65,905	60,636	5,269
<b><u>4th Class Counties</u></b>							
Beaver	3,450	19,408	964	0	23,822	19,813	4,009
Butler	1,422	12,290	642	0	14,354	12,820	1,534
Cambria	478	9,098	448	0	10,024	9,056	968
Centre	560	10,909	931	0	12,400	11,646	754
Fayette	1,646	13,238	1,453	0	16,337	14,481	1,856
Franklin	1,173	13,932	909	0	16,014	14,735	1,279
Monroe	3,404	29,766	7,828	0	40,998	37,716	3,282
Schuylkill	2,056	20,532	2,305	0	24,893	22,697	2,196
Washington	3,532	17,911	2,632	1	24,076	21,192	2,884
<b><u>5th Class Counties</u></b>							
Adams	829	11,806	556	0	13,191	12,427	764
Blair	929	9,192	731	0	10,852	10,179	673
Lawrence	1,414	8,466	748	0	10,628	9,147	1,481
Lebanon	1,971	20,822	1,997	0	24,790	22,482	2,308
Lycoming	646	7,951	364	0	8,961	8,313	648
Mercer	365	7,021	563	0	7,949	7,579	370
Northumberland	1,248	9,702	1,858	0	12,808	11,363	1,445

Magisterial District Judge - 2021 Traffic Available for Processing

	Cases Pending 1/1/21	New Cases Filed	Active Warrant Status Change	Closed Case Status Change	Cases Available for Processing	Cases Processed	Cases Pending 12/31/21
<b><u>6th Class Counties</u></b>							
Armstrong	631	4,911	368	0	5,910	5,452	458
Bedford	744	10,221	563	0	11,528	10,726	802
Bradford	458	5,201	165	0	5,824	5,239	585
Carbon	1,434	13,751	2,056	0	17,241	16,002	1,239
Clarion	419	7,555	362	0	8,336	7,844	492
Clearfield	587	9,691	393	0	10,671	9,989	682
Clinton	562	11,363	781	0	12,706	12,331	375
Columbia	1,053	11,693	999	0	13,745	12,179	1,566
Crawford	435	6,628	337	0	7,400	6,894	506
Elk	150	3,687	120	0	3,957	3,820	137
Greene	680	5,875	853	0	7,408	6,590	818
Huntingdon	270	5,582	140	0	5,992	5,765	227
Indiana	657	8,227	402	0	9,286	8,772	514
Jefferson	472	8,246	341	0	9,059	8,610	449
McKean	738	5,373	236	0	6,347	5,777	570
Mifflin	193	4,854	78	1	5,126	4,844	282
Perry	292	3,234	243	0	3,769	3,502	267
Pike	666	6,972	521	0	8,159	7,548	611
Somerset	412	10,176	623	0	11,211	10,534	677
Susquehanna	1,239	8,240	508	0	9,987	8,578	1,409
Tioga	268	5,485	189	0	5,942	5,621	321
Venango	486	6,010	288	0	6,784	6,386	398
Warren	287	3,750	92	0	4,129	3,805	324
Wayne	407	3,324	202	0	3,933	3,460	473
<b><u>7th Class Counties</u></b>							
Juniata	335	2,879	73	0	3,287	3,077	210
Snyder	188	4,594	186	0	4,968	4,726	242
Union	312	5,886	127	0	6,325	5,808	517
Wyoming	557	3,479	69	0	4,105	3,395	710
<b><u>8th Class Counties</u></b>							
Cameron	69	844	12	0	925	899	26
Forest	137	1,204	34	0	1,375	1,295	80
Fulton	135	3,741	294	0	4,170	3,918	252
Montour	159	1,221	58	0	1,438	1,162	276
Potter	84	2,855	56	0	2,995	2,876	119
Sullivan	58	1,267	51	0	1,376	1,309	67

Magisterial District Judge - 2021 Traffic Processed and Inactive

	Guilty Plea	%	Pre-Dispositional Warrant	%	Dismissed	%	Trial Guilty	%	Withdrawn	%
<b><u>2nd Class County</u></b>										
Allegheny	40,026	42.2	11,047	11.6	17,448	18.4	14,691	15.5	3,145	3.3
<b><u>2A Class Counties</u></b>										
Bucks	29,900	52.7	5,984	10.6	5,875	10.4	6,246	11.0	3,550	6.3
Delaware	29,052	35.2	9,786	11.9	25,718	31.2	9,385	11.4	5,926	7.2
Montgomery	43,676	39.5	20,904	18.9	22,955	20.7	8,852	8.0	11,352	10.3
<b><u>3rd Class Counties</u></b>										
Berks	28,349	61.0	7,208	15.5	2,571	5.5	3,089	6.6	2,749	5.9
Chester	38,427	58.5	9,024	13.7	7,301	11.1	3,095	4.7	4,820	7.3
Cumberland	22,984	70.6	3,825	11.7	1,465	4.5	2,047	6.3	1,923	5.9
Dauphin	26,070	51.9	14,431	28.7	1,925	3.8	3,650	7.3	2,664	5.3
Erie	16,983	61.9	2,715	9.9	3,359	12.2	2,197	8.0	1,899	6.9
Lackawanna	10,709	45.7	3,482	14.9	4,737	20.2	1,736	7.4	1,573	6.7
Lancaster	34,554	41.1	15,770	18.8	11,129	13.2	4,992	5.9	13,748	16.4
Lehigh	34,025	40.9	26,023	31.3	13,834	16.6	5,959	7.2	1,247	1.5
Luzerne	27,125	49.2	8,041	14.6	5,191	9.4	5,655	10.2	3,716	6.7
Northampton	23,230	51.3	5,371	11.9	9,542	21.1	3,092	6.8	1,728	3.8
Westmoreland	18,948	54.9	3,120	9.0	3,969	11.5	3,870	11.2	2,372	6.9
York	46,512	76.7	5,367	8.9	1,149	1.9	4,081	6.7	2,147	3.5
<b><u>4th Class Counties</u></b>										
Beaver	9,644	48.7	1,356	6.8	3,677	18.6	3,510	17.7	671	3.4
Butler	8,218	64.1	612	4.8	521	4.1	1,739	13.6	468	3.7
Cambria	6,639	73.3	524	5.8	543	6.0	519	5.7	569	6.3
Centre	9,068	77.9	963	8.3	433	3.7	624	5.4	309	2.7
Fayette	8,743	60.4	1,397	9.6	1,751	12.1	1,577	10.9	677	4.7
Franklin	11,717	79.5	978	6.6	423	2.9	735	5.0	785	5.3
Monroe	19,346	51.3	7,400	19.6	3,659	9.7	2,316	6.1	3,231	8.6
Schuylkill	14,786	65.1	3,405	15.0	694	3.1	1,234	5.4	1,703	7.5
Washington	10,020	47.3	2,515	11.9	1,832	8.6	2,884	13.6	1,161	5.5
<b><u>5th Class Counties</u></b>										
Adams	10,210	82.2	606	4.9	430	3.5	679	5.5	379	3.0
Blair	7,626	74.9	637	6.3	265	2.6	675	6.6	621	6.1
Lawrence	5,076	55.5	961	10.5	921	10.1	812	8.9	506	5.5
Lebanon	16,686	74.2	2,795	12.4	336	1.5	1,168	5.2	1,083	4.8
Lycoming	6,769	81.4	410	4.9	137	1.6	290	3.5	561	6.7
Mercer	5,646	74.5	571	7.5	246	3.2	354	4.7	661	8.7
Northumberland	6,853	60.3	2,449	21.6	294	2.6	621	5.5	960	8.4



Magisterial District Judge - 2021 Traffic Processed and Inactive

	Trial Not Guilty	%	Uncategorized	%	Post-Dispositional Other	%	Pre-Dispositional Other	%	Cases Processed
<b><u>2nd Class County</u></b>									
Allegheny	7,848	8.3	234	0.2	425	0.4	0	--	94,864
<b><u>2A Class Counties</u></b>									
Bucks	4,717	8.3	282	0.5	130	0.2	0	--	56,684
Delaware	2,414	2.9	102	0.1	151	0.2	0	--	82,534
Montgomery	2,302	2.1	368	0.3	284	0.3	0	--	110,693
<b><u>3rd Class Counties</u></b>									
Berks	2,296	4.9	92	0.2	99	0.2	0	--	46,453
Chester	2,563	3.9	315	0.5	132	0.2	0	--	65,677
Cumberland	237	0.7	55	0.2	29	0.1	0	--	32,565
Dauphin	1,184	2.4	216	0.4	122	0.2	0	--	50,262
Erie	158	0.6	77	0.3	37	0.1	0	--	27,425
Lackawanna	1,077	4.6	54	0.2	44	0.2	0	--	23,412
Lancaster	3,548	4.2	43	0.1	239	0.3	0	--	84,023
Lehigh	1,806	2.2	78	0.1	249	0.3	0	--	83,221
Luzerne	5,207	9.4	89	0.2	147	0.3	0	--	55,171
Northampton	2,241	4.9	27	0.1	77	0.2	0	--	45,308
Westmoreland	1,788	5.2	364	1.1	73	0.2	0	--	34,504
York	1,011	1.7	209	0.3	160	0.3	0	--	60,636
<b><u>4th Class Counties</u></b>									
Beaver	864	4.4	30	0.2	61	0.3	0	--	19,813
Butler	1,183	9.2	2	<0.1	77	0.6	0	--	12,820
Cambria	218	2.4	33	0.4	11	0.1	0	--	9,056
Centre	220	1.9	16	0.1	13	0.1	0	--	11,646
Fayette	276	1.9	26	0.2	34	0.2	0	--	14,481
Franklin	65	0.4	18	0.1	14	0.1	0	--	14,735
Monroe	1,717	4.6	16	<0.1	31	0.1	0	--	37,716
Schuylkill	780	3.4	62	0.3	33	0.1	0	--	22,697
Washington	2,597	12.3	130	0.6	53	0.3	0	--	21,192
<b><u>5th Class Counties</u></b>									
Adams	116	0.9	3	<0.1	4	<0.1	0	--	12,427
Blair	276	2.7	22	0.2	57	0.6	0	--	10,179
Lawrence	818	8.9	39	0.4	14	0.2	0	--	9,147
Lebanon	338	1.5	29	0.1	47	0.2	0	--	22,482
Lycoming	134	1.6	3	<0.1	9	0.1	0	--	8,313
Mercer	86	1.1	6	0.1	9	0.1	0	--	7,579
Northumberland	141	1.2	22	0.2	23	0.2	0	--	11,363

Magisterial District Judge - 2021 Traffic Processed and Inactive

	Guilty Plea	%	Pre-Dispositional Warrant	%	Dismissed	%	Trial Guilty	%	Withdrawn	%
<b><u>6th Class Counties</u></b>										
Armstrong	3,374	61.9	445	8.2	248	4.5	636	11.7	309	5.7
Bedford	8,280	77.2	1,353	12.6	0	--	352	3.3	579	5.4
Bradford	3,747	71.5	296	5.6	453	8.6	566	10.8	142	2.7
Carbon	9,622	60.1	2,010	12.6	1,825	11.4	1,672	10.4	514	3.2
Clarion	5,654	72.1	499	6.4	646	8.2	517	6.6	317	4.0
Clearfield	7,916	79.2	902	9.0	330	3.3	458	4.6	289	2.9
Clinton	9,283	75.3	1,620	13.1	497	4.0	267	2.2	527	4.3
Columbia	8,630	70.9	1,248	10.2	68	0.6	645	5.3	1,196	9.8
Crawford	4,919	71.4	468	6.8	390	5.7	482	7.0	542	7.9
Elk	3,073	80.4	178	4.7	44	1.2	176	4.6	223	5.8
Greene	3,693	56.0	465	7.1	666	10.1	1,249	19.0	224	3.4
Huntingdon	4,984	86.5	315	5.5	49	0.8	250	4.3	76	1.3
Indiana	6,997	79.8	483	5.5	244	2.8	516	5.9	215	2.5
Jefferson	6,912	80.3	373	4.3	242	2.8	295	3.4	629	7.3
McKean	3,549	61.4	449	7.8	493	8.5	720	12.5	199	3.4
Mifflin	4,177	86.2	197	4.1	8	0.2	147	3.0	255	5.3
Perry	2,632	75.2	271	7.7	82	2.3	323	9.2	175	5.0
Pike	4,411	58.4	725	9.6	866	11.5	610	8.1	588	7.8
Somerset	8,163	77.5	785	7.5	7	0.1	837	7.9	522	5.0
Susquehanna	4,083	47.6	1,128	13.1	484	5.6	734	8.6	522	6.1
Tioga	3,829	68.1	488	8.7	724	12.9	302	5.4	202	3.6
Venango	4,595	72.0	347	5.4	463	7.3	535	8.4	282	4.4
Warren	2,414	63.4	96	2.5	875	23.0	183	4.8	180	4.7
Wayne	2,450	70.8	171	4.9	244	7.1	214	6.2	320	9.2
<b><u>7th Class Counties</u></b>										
Juniata	2,694	87.6	128	4.2	49	1.6	100	3.2	85	2.8
Snyder	4,116	87.1	185	3.9	14	0.3	224	4.7	162	3.4
Union	5,071	87.3	242	4.2	28	0.5	144	2.5	300	5.2
Wyoming	2,558	75.3	95	2.8	95	2.8	401	11.8	186	5.5
<b><u>8th Class Counties</u></b>										
Cameron	693	77.1	42	4.7	82	9.1	34	3.8	39	4.3
Forest	944	72.9	23	1.8	112	8.6	95	7.3	39	3.0
Fulton	3,027	77.3	317	8.1	13	0.3	211	5.4	250	6.4
Montour	979	84.3	38	3.3	2	0.2	38	3.3	87	7.5
Potter	2,429	84.5	77	2.7	136	4.7	108	3.8	98	3.4
Sullivan	1,066	81.4	64	4.9	87	6.6	38	2.9	15	1.1

Magisterial District Judge - 2021 Traffic Processed and Inactive

	Trial Not Guilty	%	Uncategorized	%	Post-Dispositional Other	%	Pre-Dispositional Other	%	Cases Processed
<b><u>6th Class Counties</u></b>									
Armstrong	424	7.8	13	0.2	3	0.1	0	--	5,452
Bedford	146	1.4	3	<0.1	13	0.1	0	--	10,726
Bradford	28	0.5	1	<0.1	6	0.1	0	--	5,239
Carbon	330	2.1	13	0.1	16	0.1	0	--	16,002
Clarion	209	2.7	0	--	2	<0.1	0	--	7,844
Clearfield	75	0.8	5	0.1	14	0.1	0	--	9,989
Clinton	126	1.0	11	0.1	0	--	0	--	12,331
Columbia	383	3.1	0	--	9	0.1	0	--	12,179
Crawford	86	1.2	0	--	7	0.1	0	--	6,894
Elk	126	3.3	0	--	0	--	0	--	3,820
Greene	277	4.2	5	0.1	11	0.2	0	--	6,590
Huntingdon	87	1.5	0	--	4	0.1	0	--	5,765
Indiana	298	3.4	2	<0.1	17	0.2	0	--	8,772
Jefferson	153	1.8	1	<0.1	5	0.1	0	--	8,610
McKean	294	5.1	51	0.9	22	0.4	0	--	5,777
Mifflin	51	1.1	3	0.1	6	0.1	0	--	4,844
Perry	10	0.3	1	<0.1	8	0.2	0	--	3,502
Pike	336	4.5	0	--	12	0.2	0	--	7,548
Somerset	162	1.5	47	0.4	11	0.1	0	--	10,534
Susquehanna	1,611	18.8	2	<0.1	14	0.2	0	--	8,578
Tioga	65	1.2	1	<0.1	10	0.2	0	--	5,621
Venango	150	2.3	5	0.1	9	0.1	0	--	6,386
Warren	55	1.4	0	--	2	0.1	0	--	3,805
Wayne	51	1.5	5	0.1	5	0.1	0	--	3,460
<b><u>7th Class Counties</u></b>									
Juniata	10	0.3	9	0.3	2	0.1	0	--	3,077
Snyder	13	0.3	2	<0.1	10	0.2	0	--	4,726
Union	20	0.3	2	<0.1	1	<0.1	0	--	5,808
Wyoming	58	1.7	1	<0.1	1	<0.1	0	--	3,395
<b><u>8th Class Counties</u></b>									
Cameron	9	1.0	0	--	0	--	0	--	899
Forest	79	6.1	0	--	3	0.2	0	--	1,295
Fulton	60	1.5	37	0.9	3	0.1	0	--	3,918
Montour	17	1.5	0	--	1	0.1	0	--	1,162
Potter	23	0.8	0	--	5	0.2	0	--	2,876
Sullivan	38	2.9	1	0.1	0	--	0	--	1,309

Magisterial District Judge - 2021 Age of Pending Traffic

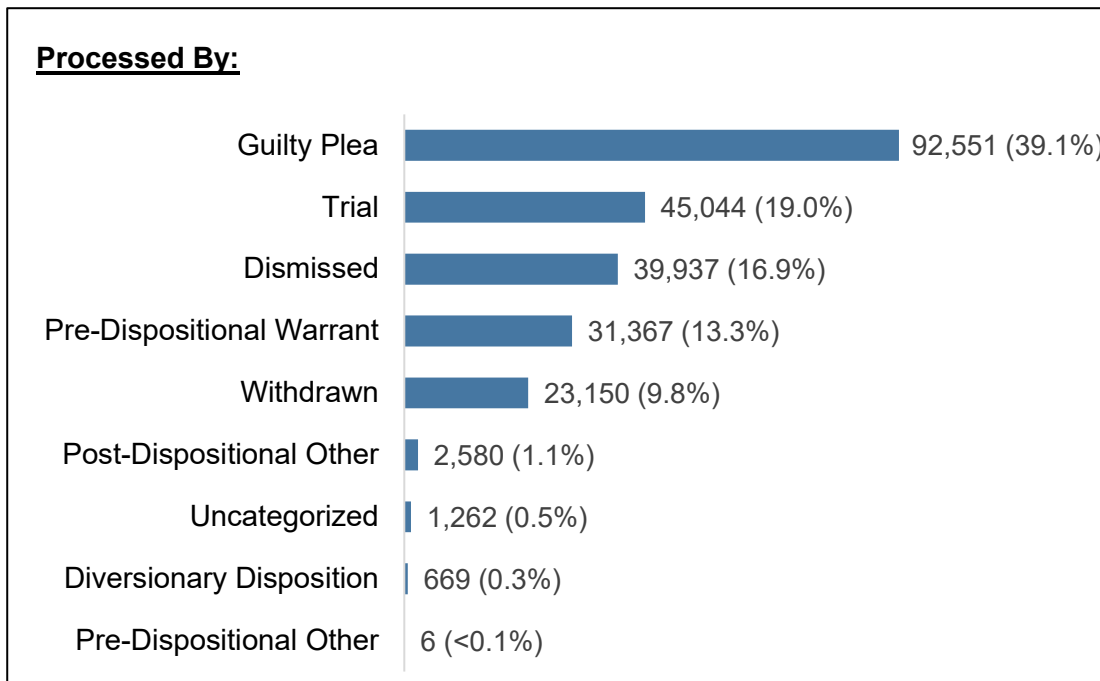
	0-60 Days	%	61-120 Days	%	121-180 Days	%	181-240 Days	%	241-300 Days	%	301-360 Days	%	Over 360 Days	%
<b><u>2nd Class County</u></b>														
Allegheny	9,451	22.5	3,977	9.5	2,433	5.8	1,426	3.4	1,095	2.6	1,079	2.6	22,537	53.7
<b><u>2A Class Counties</u></b>														
Bucks	4,373	69.5	1,200	19.1	383	6.1	119	1.9	78	1.2	54	0.9	82	1.3
Delaware	7,666	15.2	5,373	10.7	4,674	9.3	3,371	6.7	4,770	9.5	3,875	7.7	20,542	40.9
Montgomery	9,417	30.4	5,109	16.5	2,718	8.8	2,109	6.8	1,310	4.2	963	3.1	9,400	30.3
<b><u>3rd Class Counties</u></b>														
Berks	3,159	73.0	766	17.7	199	4.6	100	2.3	21	0.5	21	0.5	60	1.4
Chester	5,321	76.5	1,286	18.5	241	3.5	43	0.6	16	0.2	5	0.1	40	0.6
Cumberland	1,873	76.3	315	12.8	80	3.3	55	2.2	42	1.7	38	1.5	51	2.1
Dauphin	5,357	39.9	2,191	16.3	910	6.8	523	3.9	455	3.4	184	1.4	3,811	28.4
Erie	2,191	62.6	675	19.3	255	7.3	140	4.0	83	2.4	43	1.2	111	3.2
Lackawanna	2,621	11.7	2,341	10.4	2,677	11.9	330	1.5	91	0.4	69	0.3	14,302	63.8
Lancaster	6,738	58.1	2,480	21.4	1,233	10.6	534	4.6	180	1.6	189	1.6	236	2.0
Lehigh	9,884	40.2	5,068	20.6	2,780	11.3	1,905	7.8	1,191	4.8	1,426	5.8	2,311	9.4
Luzerne	4,253	43.3	1,505	15.3	818	8.3	583	5.9	275	2.8	226	2.3	2,157	22.0
Northampton	3,772	48.1	1,792	22.8	1,184	15.1	211	2.7	155	2.0	159	2.0	571	7.3
Westmoreland	2,622	61.0	671	15.6	201	4.7	162	3.8	97	2.3	62	1.4	483	11.2
York	3,283	62.3	1,142	21.7	433	8.2	228	4.3	65	1.2	9	0.2	109	2.1
<b><u>4th Class Counties</u></b>														
Beaver	2,017	50.3	642	16.0	198	4.9	134	3.3	82	2.0	67	1.7	869	21.7
Butler	1,057	68.9	245	16.0	60	3.9	13	0.8	14	0.9	20	1.3	125	8.1
Cambria	774	80.0	163	16.8	6	0.6	11	1.1	4	0.4	1	0.1	9	0.9
Centre	621	82.4	97	12.9	24	3.2	7	0.9	0	--	0	--	5	0.7
Fayette	1,507	81.2	262	14.1	46	2.5	32	1.7	0	--	1	0.1	8	0.4
Franklin	972	76.0	182	14.2	56	4.4	24	1.9	6	0.5	1	0.1	38	3.0
Monroe	2,373	72.3	357	10.9	112	3.4	72	2.2	26	0.8	16	0.5	326	9.9
Schuylkill	1,451	66.1	252	11.5	130	5.9	161	7.3	103	4.7	43	2.0	56	2.6
Washington	1,594	55.3	348	12.1	144	5.0	75	2.6	59	2.0	36	1.2	628	21.8
<b><u>5th Class Counties</u></b>														
Adams	609	79.7	91	11.9	25	3.3	5	0.7	4	0.5	7	0.9	23	3.0
Blair	478	71.0	120	17.8	49	7.3	6	0.9	7	1.0	0	--	13	1.9
Lawrence	815	55.0	169	11.4	126	8.5	81	5.5	40	2.7	39	2.6	211	14.2
Lebanon	1,587	68.8	491	21.3	136	5.9	33	1.4	15	0.6	16	0.7	30	1.3
Lycoming	518	79.9	72	11.1	12	1.9	7	1.1	13	2.0	4	0.6	22	3.4
Mercer	315	85.1	15	4.1	10	2.7	0	--	2	0.5	2	0.5	26	7.0
Northumberland	898	62.1	316	21.9	105	7.3	52	3.6	6	0.4	0	--	68	4.7

Magisterial District Judge - 2021 Age of Pending Traffic

	0-60 Days	%	61-120 Days	%	121-180 Days	%	181-240 Days	%	241-300 Days	%	301-360 Days	%	Over 360 Days	%
<b><u>6th Class Counties</u></b>														
Armstrong	339	74.0	86	18.8	12	2.6	8	1.7	3	0.7	2	0.4	8	1.7
Bedford	569	70.9	114	14.2	52	6.5	25	3.1	10	1.2	3	0.4	29	3.6
Bradford	450	76.9	53	9.1	22	3.8	30	5.1	4	0.7	1	0.2	25	4.3
Carbon	925	74.7	236	19.0	42	3.4	19	1.5	4	0.3	4	0.3	9	0.7
Clarion	405	82.3	65	13.2	5	1.0	3	0.6	1	0.2	4	0.8	9	1.8
Clearfield	498	73.0	106	15.5	23	3.4	5	0.7	7	1.0	24	3.5	19	2.8
Clinton	337	89.9	27	7.2	4	1.1	0	--	0	--	0	--	7	1.9
Columbia	947	60.5	222	14.2	97	6.2	121	7.7	77	4.9	45	2.9	57	3.6
Crawford	438	86.6	53	10.5	2	0.4	0	--	0	--	1	0.2	12	2.4
Elk	132	96.4	4	2.9	0	--	0	--	0	--	0	--	1	0.7
Greene	499	61.0	70	8.6	61	7.5	67	8.2	15	1.8	23	2.8	83	10.1
Huntingdon	188	82.8	28	12.3	3	1.3	0	--	0	--	0	--	8	3.5
Indiana	428	83.3	36	7.0	9	1.8	7	1.4	8	1.6	2	0.4	24	4.7
Jefferson	410	91.3	32	7.1	1	0.2	0	--	1	0.2	0	--	5	1.1
McKean	349	61.2	97	17.0	20	3.5	29	5.1	12	2.1	7	1.2	56	9.8
Mifflin	260	92.2	10	3.5	3	1.1	6	2.1	0	--	0	--	3	1.1
Perry	231	86.5	16	6.0	8	3.0	5	1.9	1	0.4	0	--	6	2.2
Pike	367	60.1	127	20.8	47	7.7	14	2.3	2	0.3	0	--	54	8.8
Somerset	607	89.7	48	7.1	19	2.8	1	0.1	0	--	0	--	2	0.3
Susquehanna	737	52.3	284	20.2	93	6.6	162	11.5	76	5.4	26	1.8	31	2.2
Tioga	269	83.8	40	12.5	4	1.2	5	1.6	0	--	0	--	3	0.9
Venango	319	80.2	46	11.6	5	1.3	2	0.5	10	2.5	2	0.5	14	3.5
Warren	221	68.2	70	21.6	12	3.7	11	3.4	1	0.3	0	--	9	2.8
Wayne	248	52.4	57	12.1	56	11.8	19	4.0	32	6.8	13	2.7	48	10.1
<b><u>7th Class Counties</u></b>														
Juniata	101	48.1	52	24.8	13	6.2	14	6.7	3	1.4	1	0.5	26	12.4
Snyder	205	84.7	33	13.6	3	1.2	0	--	0	--	1	0.4	0	--
Union	349	67.5	69	13.3	59	11.4	32	6.2	6	1.2	0	--	2	0.4
Wyoming	292	41.1	120	16.9	70	9.9	70	9.9	27	3.8	29	4.1	102	14.4
<b><u>8th Class Counties</u></b>														
Cameron	18	69.2	6	23.1	0	--	0	--	0	--	0	--	2	7.7
Forest	53	66.3	21	26.3	0	--	0	--	1	1.3	0	--	5	6.3
Fulton	183	72.6	38	15.1	17	6.7	4	1.6	0	--	0	--	10	4.0
Montour	54	19.6	40	14.5	39	14.1	31	11.2	14	5.1	3	1.1	95	34.4
Potter	109	91.6	2	1.7	6	5.0	1	0.8	0	--	0	--	1	0.8
Sullivan	62	92.5	4	6.0	0	--	0	--	1	1.5	0	--	0	--

## 2021 Magisterial District Judge State Totals Non-Traffic

Cases Pending 1/1/21	66,995	Age of Pending Cases		
New Cases Filed	198,707	<b>0-60 Days</b>	22,458	36.9%
Active Warrant Status Change	31,744	<b>61-120 Days</b>	10,239	16.8%
Closed Case Status Change	20	<b>121-180 Days</b>	4,806	7.9%
<b>Cases Available for Processing</b>	<b>297,466</b>	<b>181-240 Days</b>	2,983	4.9%
		<b>241-300 Days</b>	2,065	3.4%
<b>Cases Processed and Inactive</b>	<b>236,566</b>	<b>301-360 Days</b>	1,576	2.6%
		<b>Over 360 Days</b>	16,773	27.5%
<b>Cases Pending 12/31/21</b>	<b>60,900</b>	<b>Total</b>	<b>60,900</b>	



\* Trial Guilty                    30,854     (68.5%)  
 Trial Not Guilty                14,190     (31.5%)

For the most recent data, visit the AOPC website at <http://www.pacourts.us/news-and-statistics/research-and-statistics/dashboard-table-of-contents/magisterial-district-courts-statewide-dashboard>

Magisterial District Judge - 2021 Non-Traffic Available for Processing

	Cases Pending 1/1/21	New Cases Filed	Active Warrant Status Change	Closed Case Status Change	Cases Available for Processing	Cases Processed	Cases Pending 12/31/21
<b><u>2nd Class County</u></b>							
Allegheny	14,081	20,611	2,216	0	36,908	25,603	11,305
<b><u>2A Class Counties</u></b>							
Bucks	1,377	6,271	942	0	8,590	7,396	1,194
Delaware	11,262	14,024	3,311	0	28,597	15,777	12,820
Montgomery	4,408	8,926	2,865	0	16,199	12,585	3,614
<b><u>3rd Class Counties</u></b>							
Berks	1,326	7,722	2,377	0	11,425	10,187	1,238
Chester	1,452	6,956	993	0	9,401	7,923	1,478
Cumberland	938	3,793	413	0	5,144	4,333	811
Dauphin	2,021	6,960	823	0	9,804	8,189	1,615
Erie	2,325	7,973	829	8	11,135	9,623	1,512
Lackawanna	1,926	3,229	290	0	5,445	3,636	1,809
Lancaster	1,251	6,279	1,583	0	9,113	8,085	1,028
Lehigh	1,305	5,293	1,253	1	7,852	6,640	1,212
Luzerne	3,675	8,304	2,678	0	14,657	11,338	3,319
Northampton	709	4,131	694	2	5,536	4,697	839
Westmoreland	1,077	4,241	525	1	5,844	4,815	1,029
York	1,085	7,761	857	0	9,703	8,552	1,151
<b><u>4th Class Counties</u></b>							
Beaver	1,139	3,407	219	0	4,765	3,811	954
Butler	416	2,188	100	0	2,704	2,260	444
Cambria	373	2,178	151	0	2,702	2,301	401
Centre	424	2,962	176	0	3,562	3,092	470
Fayette	735	3,706	846	0	5,287	4,629	658
Franklin	731	2,630	199	0	3,560	2,902	658
Monroe	744	3,199	795	1	4,739	3,970	769
Schuylkill	1,135	3,583	1,263	0	5,981	5,092	889
Washington	1,357	5,760	848	0	7,965	6,707	1,258
<b><u>5th Class Counties</u></b>							
Adams	221	1,447	41	0	1,709	1,452	257
Blair	699	2,982	351	1	4,033	3,265	768
Lawrence	413	1,596	195	0	2,204	1,887	317
Lebanon	396	2,472	384	0	3,252	2,861	391
Lycoming	285	1,973	121	0	2,379	2,096	283
Mercer	225	1,420	93	1	1,739	1,481	258
Northumberland	937	2,712	593	0	4,242	3,290	952

Magisterial District Judge - 2021 Non-Traffic Available for Processing

	Cases Pending 1/1/21	New Cases Filed	Active Warrant Status Change	Closed Case Status Change	Cases Available for Processing	Cases Processed	Cases Pending 12/31/21
<b><u>6th Class Counties</u></b>							
Armstrong	281	1,331	122	0	1,734	1,545	189
Bedford	213	741	32	3	989	793	196
Bradford	259	877	50	0	1,186	1,000	186
Carbon	355	2,091	464	1	2,911	2,663	248
Clarion	97	621	30	0	748	677	71
Clearfield	264	1,565	83	0	1,912	1,618	294
Clinton	205	827	40	0	1,072	972	100
Columbia	225	1,369	110	0	1,704	1,485	219
Crawford	225	1,855	113	0	2,193	1,908	285
Elk	44	392	14	0	450	420	30
Greene	305	852	91	0	1,248	969	279
Huntingdon	101	711	37	0	849	762	87
Indiana	337	1,445	164	0	1,946	1,702	244
Jefferson	104	708	38	0	850	776	74
McKean	221	946	66	0	1,233	1,009	224
Mifflin	95	678	19	0	792	716	76
Perry	300	4,263	524	0	5,087	4,909	178
Pike	284	1,081	107	0	1,472	1,226	246
Somerset	215	1,297	69	0	1,581	1,398	183
Susquehanna	180	697	29	0	906	748	158
Tioga	104	577	29	0	710	629	81
Venango	156	867	82	0	1,105	970	135
Warren	94	788	27	1	910	790	120
Wayne	190	742	78	0	1,010	832	178
<b><u>7th Class Counties</u></b>							
Juniata	1,040	1,735	138	0	2,913	2,455	458
Snyder	77	614	57	0	748	666	82
Union	156	799	40	0	995	815	180
Wyoming	69	323	7	0	399	333	66
<b><u>8th Class Counties</u></b>							
Cameron	21	110	3	0	134	125	9
Forest	54	89	2	0	145	108	37
Fulton	85	288	6	0	379	306	73
Montour	111	276	11	0	398	254	144
Potter	58	325	16	0	399	339	60
Sullivan	22	138	22	0	182	173	9



Magisterial District Judge - 2021 Non-Traffic Processed and Inactive

	Guilty Plea	% Dismissed	%	Pre- Dispositional Warrant	%	Trial Guilty	%	Withdrawn	%	Trial Not Guilty	
<b><u>2nd Class County</u></b>											
Allegheny	8,215	32.1	5,817	22.7	3,399	13.3	3,811	14.9	2,103	8.2	1,872
<b><u>2A Class Counties</u></b>											
Bucks	2,391	32.3	1,162	15.7	1,159	15.7	1,142	15.4	891	12.0	494
Delaware	3,805	24.1	3,675	23.3	1,909	12.1	2,382	15.1	2,276	14.4	970
Montgomery	3,621	28.8	2,066	16.4	3,119	24.8	1,271	10.1	1,999	15.9	343
<b><u>3rd Class Counties</u></b>											
Berks	2,608	25.6	2,166	21.3	1,651	16.2	1,620	15.9	839	8.2	1,196
Chester	3,992	50.4	1,362	17.2	670	8.5	671	8.5	702	8.9	442
Cumberland	2,364	54.6	529	12.2	625	14.4	458	10.6	239	5.5	64
Dauphin	3,102	37.9	680	8.3	2,025	24.7	1,008	12.3	649	7.9	544
Erie	3,320	34.5	1,845	19.2	831	8.6	2,122	22.1	720	7.5	600
Lackawanna	1,173	32.3	814	22.4	765	21.0	328	9.0	308	8.5	89
Lancaster	3,493	43.2	1,577	19.5	1,222	15.1	896	11.1	541	6.7	281
Lehigh	1,892	28.5	2,011	30.3	907	13.7	801	12.1	597	9.0	346
Luzerne	2,741	24.2	2,710	23.9	1,958	17.3	1,045	9.2	1,503	13.3	884
Northampton	1,940	41.3	607	12.9	599	12.8	708	15.1	452	9.6	211
Westmoreland	1,857	38.6	832	17.3	473	9.8	587	12.2	521	10.8	377
York	5,330	62.3	583	6.8	716	8.4	959	11.2	518	6.1	330
<b><u>4th Class Counties</u></b>											
Beaver	1,381	36.2	841	22.1	297	7.8	871	22.9	173	4.5	204
Butler	1,060	46.9	540	23.9	78	3.5	335	14.8	80	3.5	154
Cambria	1,313	57.1	341	14.8	183	8.0	236	10.3	138	6.0	60
Centre	1,473	47.6	1,010	32.7	152	4.9	249	8.1	104	3.4	87
Fayette	1,484	32.1	1,364	29.5	580	12.5	549	11.9	524	11.3	78
Franklin	1,677	57.8	464	16.0	251	8.6	277	9.5	124	4.3	67
Monroe	1,585	39.9	473	11.9	778	19.6	307	7.7	565	14.2	199
Schuylkill	1,692	33.2	174	3.4	944	18.5	566	11.1	1,170	23.0	457
Washington	1,839	27.4	1,088	16.2	916	13.7	1,283	19.1	708	10.6	772
<b><u>5th Class Counties</u></b>											
Adams	887	61.1	91	6.3	59	4.1	177	12.2	177	12.2	54
Blair	991	30.4	572	17.5	223	6.8	465	14.2	704	21.6	241
Lawrence	647	34.3	142	7.5	230	12.2	291	15.4	389	20.6	144
Lebanon	1,506	52.6	164	5.7	369	12.9	436	15.2	203	7.1	171
Lycoming	1,200	57.3	89	4.2	156	7.4	268	12.8	155	7.4	187
Mercer	853	57.6	138	9.3	158	10.7	119	8.0	136	9.2	43
Northumberland	1,086	33.0	268	8.1	963	29.3	411	12.5	375	11.4	136

Magisterial District Judge - 2021 Non-Traffic Processed and Inactive

	%	Diversionary Disposition	% Uncategorized		%	Post- Dispositional Other	%	Pre-Dispositional Other	%	Cases Process ed
<b><u>2nd Class County</u></b>										
Allegheny	7.3	2	<0.1	15	0.1	369	1.4	0	--	25,603
<b><u>2A Class Counties</u></b>										
Bucks	6.7	10	0.1	25	0.3	122	1.6	0	--	7,396
Delaware	6.1	5	<0.1	143	0.9	610	3.9	2	<0.1	15,777
Montgomery	2.7	1	<0.1	48	0.4	117	0.9	0	--	12,585
<b><u>3rd Class Counties</u></b>										
Berks	11.7	34	0.3	31	0.3	38	0.4	4	<0.1	10,187
Chester	5.6	0	--	70	0.9	14	0.2	0	--	7,923
Cumberland	1.5	0	--	40	0.9	14	0.3	0	--	4,333
Dauphin	6.6	60	0.7	75	0.9	46	0.6	0	--	8,189
Erie	6.2	109	1.1	42	0.4	34	0.4	0	--	9,623
Lackawanna	2.4	5	0.1	149	4.1	5	0.1	0	--	3,636
Lancaster	3.5	4	<0.1	28	0.3	43	0.5	0	--	8,085
Lehigh	5.2	11	0.2	8	0.1	67	1.0	0	--	6,640
Luzerne	7.8	2	<0.1	28	0.2	467	4.1	0	--	11,338
Northampton	4.5	136	2.9	23	0.5	21	0.4	0	--	4,697
Westmoreland	7.8	28	0.6	104	2.2	36	0.7	0	--	4,815
York	3.9	31	0.4	23	0.3	62	0.7	0	--	8,552
<b><u>4th Class Counties</u></b>										
Beaver	5.4	4	0.1	7	0.2	33	0.9	0	--	3,811
Butler	6.8	0	--	5	0.2	8	0.4	0	--	2,260
Cambria	2.6	0	--	12	0.5	18	0.8	0	--	2,301
Centre	2.8	8	0.3	8	0.3	1	<0.1	0	--	3,092
Fayette	1.7	0	--	26	0.6	24	0.5	0	--	4,629
Franklin	2.3	11	0.4	18	0.6	13	0.4	0	--	2,902
Monroe	5.0	29	0.7	2	0.1	32	0.8	0	--	3,970
Schuylkill	9.0	4	0.1	21	0.4	64	1.3	0	--	5,092
Washington	11.5	8	0.1	45	0.7	48	0.7	0	--	6,707
<b><u>5th Class Counties</u></b>										
Adams	3.7	1	0.1	1	0.1	5	0.3	0	--	1,452
Blair	7.4	10	0.3	18	0.6	41	1.3	0	--	3,265
Lawrence	7.6	0	--	15	0.8	29	1.5	0	--	1,887
Lebanon	6.0	1	<0.1	5	0.2	6	0.2	0	--	2,861
Lycoming	8.9	5	0.2	14	0.7	22	1.0	0	--	2,096
Mercer	2.9	21	1.4	4	0.3	9	0.6	0	--	1,481
Northumberland	4.1	1	<0.1	22	0.7	28	0.9	0	--	3,290

Magisterial District Judge - 2021 Non-Traffic Processed and Inactive

	Guilty Plea	% Dismissed	%	Pre- Dispositional Warrant	%	Trial Guilty	%	Withdrawn	%	Trial Not Guilty	
<b><u>6th Class Counties</u></b>											
Armstrong	607	39.3	191	12.4	113	7.3	346	22.4	95	6.1	168
Bedford	504	63.6	17	2.1	76	9.6	59	7.4	57	7.2	74
Bradford	530	53.0	159	15.9	68	6.8	173	17.3	40	4.0	26
Carbon	1,106	41.5	428	16.1	327	12.3	345	13.0	244	9.2	144
Clarion	413	61.0	57	8.4	39	5.8	95	14.0	30	4.4	42
Clearfield	895	55.3	283	17.5	83	5.1	240	14.8	49	3.0	61
Clinton	424	43.6	36	3.7	52	5.3	78	8.0	219	22.5	158
Columbia	832	56.0	119	8.0	132	8.9	160	10.8	159	10.7	78
Crawford	1,188	62.3	95	5.0	113	5.9	239	12.5	195	10.2	73
Elk	297	70.7	5	1.2	14	3.3	67	16.0	14	3.3	19
Greene	204	21.1	201	20.7	81	8.4	308	31.8	136	14.0	32
Huntingdon	502	65.9	43	5.6	28	3.7	115	15.1	23	3.0	44
Indiana	883	51.9	216	12.7	175	10.3	188	11.0	80	4.7	113
Jefferson	440	56.7	27	3.5	23	3.0	106	13.7	53	6.8	125
McKean	584	57.9	66	6.5	52	5.2	154	15.3	80	7.9	67
Mifflin	453	63.3	7	1.0	43	6.0	120	16.8	36	5.0	50
Perry	3,207	65.3	636	13.0	621	12.7	209	4.3	167	3.4	25
Pike	581	47.4	165	13.5	100	8.2	169	13.8	114	9.3	88
Somerset	773	55.3	5	0.4	62	4.4	174	12.4	123	8.8	198
Susquehanna	215	28.7	144	19.3	25	3.3	127	17.0	93	12.4	142
Tioga	308	49.0	121	19.2	39	6.2	64	10.2	41	6.5	50
Venango	490	50.5	58	6.0	128	13.2	135	13.9	79	8.1	45
Warren	508	64.3	17	2.2	33	4.2	64	8.1	87	11.0	39
Wayne	534	64.2	143	17.2	22	2.6	55	6.6	38	4.6	33
<b><u>7th Class Counties</u></b>											
Juniata	1,744	71.0	149	6.1	348	14.2	85	3.5	106	4.3	21
Snyder	363	54.5	99	14.9	45	6.8	97	14.6	44	6.6	12
Union	513	62.9	105	12.9	61	7.5	45	5.5	62	7.6	28
Wyoming	162	48.6	38	11.4	12	3.6	53	15.9	18	5.4	49
<b><u>8th Class Counties</u></b>											
Cameron	50	40.0	18	14.4	11	8.8	27	21.6	4	3.2	14
Forest	69	63.9	8	7.4	0	--	11	10.2	7	6.5	8
Fulton	157	51.3	44	14.4	17	5.6	30	9.8	13	4.2	33
Montour	152	59.8	4	1.6	37	14.6	26	10.2	22	8.7	12
Potter	223	65.8	14	4.1	15	4.4	28	8.3	37	10.9	17
Sullivan	122	70.5	24	13.9	7	4.0	13	7.5	2	1.2	5

Magisterial District Judge - 2021 Non-Traffic Processed and Inactive

	%	Diversory Disposition	%	Uncategorized	%	Post- Dispositional Other	%	Pre-Dispositional Other	%	Cases Process ed
<b><u>6th Class Counties</u></b>										
Armstrong	10.9	0	--	18	1.2	7	0.5	0	--	1,545
Bedford	9.3	1	0.1	2	0.3	3	0.4	0	--	793
Bradford	2.6	0	--	2	0.2	2	0.2	0	--	1,000
Carbon	5.4	6	0.2	52	2.0	11	0.4	0	--	2,663
Clarion	6.2	0	--	1	0.1	0	--	0	--	677
Clearfield	3.8	2	0.1	1	0.1	4	0.2	0	--	1,618
Clinton	16.3	1	0.1	0	--	4	0.4	0	--	972
Columbia	5.3	0	--	3	0.2	2	0.1	0	--	1,485
Crawford	3.8	0	--	3	0.2	2	0.1	0	--	1,908
Elk	4.5	0	--	0	--	4	1.0	0	--	420
Greene	3.3	0	--	3	0.3	4	0.4	0	--	969
Huntingdon	5.8	0	--	5	0.7	2	0.3	0	--	762
Indiana	6.6	35	2.1	10	0.6	2	0.1	0	--	1,702
Jefferson	16.1	0	--	0	--	2	0.3	0	--	776
McKean	6.6	3	0.3	2	0.2	1	0.1	0	--	1,009
Mifflin	7.0	3	0.4	0	--	4	0.6	0	--	716
Perry	0.5	0	--	5	0.1	39	0.8	0	--	4,909
Pike	7.2	0	--	9	0.7	0	--	0	--	1,226
Somerset	14.2	0	--	56	4.0	7	0.5	0	--	1,398
Susquehanna	19.0	0	--	0	--	2	0.3	0	--	748
Tioga	7.9	0	--	0	--	6	1.0	0	--	629
Venango	4.6	29	3.0	0	--	6	0.6	0	--	970
Warren	4.9	40	5.1	1	0.1	1	0.1	0	--	790
Wayne	4.0	0	--	0	--	7	0.8	0	--	832
<b><u>7th Class Counties</u></b>										
Juniata	0.9	0	--	0	--	2	0.1	0	--	2,455
Snyder	1.8	0	--	1	0.2	5	0.8	0	--	666
Union	3.4	0	--	0	--	1	0.1	0	--	815
Wyoming	14.7	0	--	0	--	1	0.3	0	--	333
<b><u>8th Class Counties</u></b>										
Cameron	11.2	0	--	0	--	1	0.8	0	--	125
Forest	7.4	5	4.6	0	--	0	--	0	--	108
Fulton	10.8	0	--	11	3.6	1	0.3	0	--	306
Montour	4.7	0	--	1	0.4	0	--	0	--	254
Potter	5.0	3	0.9	1	0.3	1	0.3	0	--	339
Sullivan	2.9	0	--	0	--	0	--	0	--	173

Magisterial District Judge - 2021 Age of Pending Non-Traffic

	0-60 Days	%	61-120 Days	%	121-180 Days	%	181-240 Days	%	241-300 Days	%	301-360 Days	%	Over 360 Days	%
<b><u>2nd Class County</u></b>														
Allegheny	2,523	22.3	1,715	15.2	882	7.8	519	4.6	423	3.7	202	1.8	5,041	44.6
<b><u>2A Class Counties</u></b>														
Bucks	673	56.4	301	25.2	115	9.6	43	3.6	28	2.3	8	0.7	26	2.2
Delaware	2,268	17.7	1,392	10.9	1,322	10.3	1,094	8.5	805	6.3	721	5.6	5,218	40.7
Montgomery	1,159	32.1	546	15.1	298	8.2	220	6.1	126	3.5	83	2.3	1,182	32.7
<b><u>3rd Class Counties</u></b>														
Berks	780	63.0	266	21.5	67	5.4	32	2.6	32	2.6	10	0.8	51	4.1
Chester	794	53.7	398	26.9	125	8.5	62	4.2	19	1.3	9	0.6	71	4.8
Cumberland	437	53.9	174	21.5	65	8.0	26	3.2	19	2.3	6	0.7	84	10.4
Dauphin	803	49.7	319	19.8	99	6.1	50	3.1	34	2.1	37	2.3	273	16.9
Erie	873	57.7	288	19.0	116	7.7	62	4.1	20	1.3	28	1.9	125	8.3
Lackawanna	411	22.7	201	11.1	80	4.4	29	1.6	24	1.3	35	1.9	1,029	56.9
Lancaster	690	67.1	181	17.6	53	5.2	25	2.4	7	0.7	9	0.9	63	6.1
Lehigh	672	55.4	242	20.0	84	6.9	41	3.4	27	2.2	29	2.4	117	9.7
Luzerne	1,054	31.8	472	14.2	274	8.3	177	5.3	106	3.2	90	2.7	1,146	34.5
Northampton	427	50.9	255	30.4	65	7.7	14	1.7	19	2.3	8	1.0	51	6.1
Westmoreland	477	46.4	176	17.1	72	7.0	35	3.4	27	2.6	34	3.3	208	20.2
York	784	68.1	206	17.9	74	6.4	31	2.7	7	0.6	5	0.4	44	3.8
<b><u>4th Class Counties</u></b>														
Beaver	321	33.6	149	15.6	80	8.4	37	3.9	12	1.3	10	1.0	345	36.2
Butler	234	52.7	124	27.9	16	3.6	13	2.9	2	0.5	7	1.6	48	10.8
Cambria	267	66.6	62	15.5	43	10.7	9	2.2	1	0.2	1	0.2	18	4.5
Centre	236	50.2	172	36.6	31	6.6	4	0.9	21	4.5	2	0.4	4	0.9
Fayette	378	57.4	200	30.4	28	4.3	20	3.0	3	0.5	9	1.4	20	3.0
Franklin	340	51.7	123	18.7	41	6.2	34	5.2	15	2.3	7	1.1	98	14.9
Monroe	361	46.9	143	18.6	41	5.3	30	3.9	12	1.6	18	2.3	164	21.3
Schuylkill	357	40.2	170	19.1	43	4.8	20	2.2	30	3.4	30	3.4	239	26.9
Washington	753	59.9	223	17.7	91	7.2	41	3.3	16	1.3	21	1.7	113	9.0
<b><u>5th Class Counties</u></b>														
Adams	157	61.1	63	24.5	11	4.3	8	3.1	1	0.4	2	0.8	15	5.8
Blair	351	45.7	174	22.7	91	11.8	34	4.4	39	5.1	26	3.4	53	6.9
Lawrence	182	57.4	68	21.5	12	3.8	15	4.7	0	--	0	--	40	12.6
Lebanon	280	71.6	55	14.1	14	3.6	11	2.8	8	2.0	7	1.8	16	4.1
Lycoming	185	65.4	46	16.3	11	3.9	6	2.1	7	2.5	1	0.4	27	9.5
Mercer	158	61.2	39	15.1	7	2.7	22	8.5	2	0.8	1	0.4	29	11.2
Northumberland	369	38.8	143	15.0	129	13.6	40	4.2	38	4.0	23	2.4	210	22.1

Magisterial District Judge - 2021 Age of Pending Non-Traffic

	0-60 Days	%	61-120 Days	%	121-180 Days	%	181-240 Days	%	241-300 Days	%	301-360 Days	%	Over 360 Days	%
<b><u>6th Class Counties</u></b>														
Armstrong	123	65.1	43	22.8	12	6.3	3	1.6	1	0.5	0	--	7	3.7
Bedford	120	61.2	32	16.3	9	4.6	0	--	10	5.1	0	--	25	12.8
Bradford	92	49.5	25	13.4	28	15.1	19	10.2	2	1.1	2	1.1	18	9.7
Carbon	149	60.1	52	21.0	16	6.5	8	3.2	2	0.8	1	0.4	20	8.1
Clarion	46	64.8	20	28.2	1	1.4	2	2.8	0	--	0	--	2	2.8
Clearfield	156	53.1	50	17.0	16	5.4	3	1.0	21	7.1	1	0.3	47	16.0
Clinton	75	75.0	9	9.0	1	1.0	1	1.0	3	3.0	5	5.0	6	6.0
Columbia	118	53.9	52	23.7	15	6.8	12	5.5	2	0.9	2	0.9	18	8.2
Crawford	201	70.5	50	17.5	9	3.2	0	--	0	--	1	0.4	24	8.4
Elk	24	80.0	2	6.7	0	--	0	--	0	--	0	--	4	13.3
Greene	102	36.6	69	24.7	28	10.0	9	3.2	28	10.0	15	5.4	28	10.0
Huntingdon	69	79.3	13	14.9	1	1.1	2	2.3	2	2.3	0	--	0	--
Indiana	157	64.3	45	18.4	4	1.6	11	4.5	0	--	1	0.4	26	10.7
Jefferson	52	70.3	8	10.8	7	9.5	0	--	0	--	0	--	7	9.5
McKean	130	58.0	13	5.8	9	4.0	8	3.6	2	0.9	3	1.3	59	26.3
Mifflin	65	85.5	9	11.8	1	1.3	0	--	0	--	0	--	1	1.3
Perry	66	37.1	22	12.4	21	11.8	27	15.2	9	5.1	18	10.1	15	8.4
Pike	111	45.1	45	18.3	23	9.3	10	4.1	6	2.4	6	2.4	45	18.3
Somerset	132	72.1	28	15.3	7	3.8	2	1.1	0	--	0	--	14	7.7
Susquehanna	77	48.7	41	25.9	10	6.3	3	1.9	4	2.5	5	3.2	18	11.4
Tioga	50	61.7	19	23.5	3	3.7	2	2.5	2	2.5	1	1.2	4	4.9
Venango	87	64.4	27	20.0	5	3.7	6	4.4	3	2.2	0	--	7	5.2
Warren	71	59.2	24	20.0	11	9.2	0	--	2	1.7	2	1.7	10	8.3
Wayne	74	41.6	25	14.0	16	9.0	6	3.4	5	2.8	11	6.2	41	23.0
<b><u>7th Class Counties</u></b>														
Juniata	46	10.0	349	76.2	4	0.9	2	0.4	6	1.3	8	1.7	43	9.4
Snyder	70	85.4	8	9.8	1	1.2	3	3.7	0	--	0	--	0	--
Union	108	60.0	30	16.7	10	5.6	16	8.9	3	1.7	5	2.8	8	4.4
Wyoming	28	42.4	11	16.7	13	19.7	4	6.1	2	3.0	2	3.0	6	9.1
<b><u>8th Class Counties</u></b>														
Cameron	8	88.9	0	--	0	--	0	--	0	--	0	--	1	11.1
Forest	13	35.1	4	10.8	1	2.7	1	2.7	0	--	0	--	18	48.6
Fulton	26	35.6	13	17.8	8	11.0	1	1.4	0	--	2	2.7	23	31.5
Montour	20	13.9	9	6.3	17	11.8	16	11.1	19	13.2	6	4.2	57	39.6
Potter	33	55.0	3	5.0	19	31.7	2	3.3	1	1.7	0	--	2	3.3
Sullivan	5	55.6	3	33.3	0	--	0	--	0	--	0	--	1	11.1

## 2021 Magisterial District Judge State Totals Arrest Warrants

	Criminal	Private Summary Complaints	Private Criminal Complaints	Traffic	Non-Traffic
<b><u>Pre-Dispositional Arrest Warrants</u></b>					
Pending from Prior Period	31,077	42,481	5,370	673,130	234,341
Issued	52,058	5,770	410	360,616	56,044
<b>Total Warrants</b>	<b>83,135</b>	<b>48,251</b>	<b>5,780</b>	<b>1,033,746</b>	<b>290,385</b>
Returned Served	40,543	2,327	226	137,936	21,506
Cancelled	10,657	3,910	308	214,429	37,585
<b>Total Removed from Inventory</b>	<b>51,200</b>	<b>6,237</b>	<b>534</b>	<b>352,365</b>	<b>59,091</b>
Pending 0-30 Days	2,345	376	12	23,876	3,925
Pending 31-60 Days	1,603	238	20	17,945	3,087
Pending Over 60 Days	27,987	41,400	5,214	639,560	224,282
<b>Total Pending Warrants at Year End</b>	<b>31,935</b>	<b>42,014</b>	<b>5,246</b>	<b>681,381</b>	<b>231,294</b>
<b><u>Post-Dispositional Arrest Warrants</u></b>					
Pending from Prior Period	2,167	64,151	345	570,837	278,545
Issued	513	11,850	18	262,838	70,471
<b>Total Warrants</b>	<b>2,680</b>	<b>76,001</b>	<b>363</b>	<b>833,675</b>	<b>349,016</b>
Returned Served	141	5,451	11	128,658	31,998
Cancelled	475	7,702	36	127,252	40,633
<b>Total Removed from Inventory</b>	<b>616</b>	<b>13,153</b>	<b>47</b>	<b>255,910</b>	<b>72,631</b>
Pending 0-30 Days	7	744	0	17,436	4,428
Pending 31-60 Days	3	524	0	12,698	3,031
Pending Over 60 Days	2,054	61,580	316	547,631	268,926
<b>Total Pending Warrants at Year End</b>	<b>2,064</b>	<b>62,848</b>	<b>316</b>	<b>577,765</b>	<b>276,385</b>

Magisterial District Judge - 2021 Criminal Pre-Dispositional Arrest Warrants

	Pending from Prior Period	Issued	Total Warrants	Returned Served	Cancelled	Total Removed from Inventory	Pending:			Total Pending Warrants at Year End
							0-30 Days	31-60 Days	Over 60 Days	
<b><u>2nd Class County</u></b>										
Allegheny	2,879	10,788	13,667	7,768	2,546	10,314	528	392	2,433	3,353
<b><u>2A Class Counties</u></b>										
Bucks	1,026	1,796	2,822	1,599	132	1,731	63	49	979	1,091
Delaware	3,792	2,855	6,647	2,191	552	2,743	150	110	3,644	3,904
Montgomery	1,665	2,479	4,144	2,132	306	2,438	96	81	1,529	1,706
<b><u>3rd Class Counties</u></b>										
Berks	1,244	1,974	3,218	1,854	133	1,987	67	65	1,099	1,231
Chester	1,359	1,813	3,172	1,553	173	1,726	97	67	1,282	1,446
Cumberland	418	956	1,374	615	334	949	35	39	351	425
Dauphin	1,913	2,066	3,979	1,586	515	2,101	103	80	1,695	1,878
Erie	468	1,251	1,719	1,046	148	1,194	57	45	423	525
Lackawanna	1,323	1,358	2,681	1,104	267	1,371	54	52	1,204	1,310
Lancaster	1,688	2,302	3,990	1,642	611	2,253	161	50	1,526	1,737
Lehigh	1,751	1,242	2,993	1,058	140	1,198	57	44	1,694	1,795
Luzerne	1,315	1,564	2,879	1,242	360	1,602	52	41	1,184	1,277
Northampton	601	961	1,562	893	83	976	48	20	518	586
Westmoreland	988	2,236	3,224	1,882	383	2,265	85	48	826	959
York	1,145	1,363	2,508	916	576	1,492	62	30	924	1,016
<b><u>4th Class Counties</u></b>										
Beaver	670	927	1,597	690	134	824	46	40	687	773
Butler	196	464	660	329	143	472	19	10	159	188
Cambria	249	723	972	416	329	745	26	10	191	227
Centre	129	236	365	197	43	240	6	8	111	125
Fayette	345	925	1,270	829	77	906	40	31	293	364
Franklin	297	652	949	508	117	625	34	23	267	324
Monroe	795	1,088	1,883	768	304	1,072	53	37	721	811
Schuylkill	378	716	1,094	614	121	735	28	19	312	359
Washington	525	560	1,085	418	135	553	24	14	494	532
<b><u>5th Class Counties</u></b>										
Adams	159	174	333	93	72	165	10	4	154	168
Blair	256	963	1,219	802	151	953	42	14	210	266
Lawrence	224	329	553	259	85	344	18	7	184	209
Lebanon	240	244	484	190	56	246	10	6	222	238
Lycoming	194	655	849	603	39	642	52	9	146	207
Mercer	327	570	897	400	170	570	18	8	301	327
Northumberland	185	371	556	223	126	349	18	14	175	207



Magisterial District Judge - 2021 Criminal Pre-Dispositional Arrest Warrants

	Pending from Prior Period	Total Issued	Total Warrants	Returned Served	Cancelled	Total Removed from Inventory	Pending:			Total Pending Warrants at Year End
							0-30 Days	31-60 Days	Over 60 Days	
<b><u>6th Class Counties</u></b>										
Armstrong	122	359	481	258	54	312	20	12	137	169
Bedford	74	137	211	91	30	121	13	4	73	90
Bradford	177	341	518	263	93	356	17	5	140	162
Carbon	162	305	467	282	30	312	9	5	141	155
Clarion	24	114	138	74	28	102	4	3	29	36
Clearfield	236	181	417	132	45	177	3	13	224	240
Clinton	47	222	269	130	108	238	2	5	24	31
Columbia	77	321	398	297	34	331	4	4	59	67
Crawford	58	220	278	157	68	225	7	3	43	53
Elk	58	148	206	107	43	150	4	7	45	56
Greene	73	191	264	187	13	200	5	6	53	64
Huntingdon	45	156	201	121	47	168	5	0	28	33
Indiana	62	201	263	140	53	193	12	0	58	70
Jefferson	26	64	90	40	19	59	1	1	29	31
McKean	101	192	293	130	50	180	7	4	102	113
Mifflin	30	156	186	148	12	160	2	3	21	26
Perry	37	173	210	110	60	170	11	2	27	40
Pike	111	104	215	87	36	123	1	3	88	92
Somerset	63	217	280	199	23	222	5	5	48	58
Susquehanna	155	314	469	133	168	301	9	13	146	168
Tioga	62	143	205	98	39	137	7	2	59	68
Venango	90	205	295	186	17	203	5	6	81	92
Warren	99	242	341	155	81	236	7	8	90	105
Wayne	97	148	245	100	45	145	3	3	94	100
<b><u>7th Class Counties</u></b>										
Juniata	13	54	67	49	7	56	1	0	10	11
Snyder	52	120	172	117	12	129	4	4	35	43
Union	28	68	96	50	17	67	4	1	24	29
Wyoming	51	100	151	93	6	99	2	4	46	52
<b><u>8th Class Counties</u></b>										
Cameron	12	29	41	18	9	27	1	3	10	14
Forest	4	10	14	8	0	8	0	0	6	6
Fulton	16	62	78	34	19	53	5	4	16	25
Montour	32	68	100	65	5	70	3	2	25	30
Potter	27	64	91	49	19	68	1	0	22	23
Sullivan	12	28	40	15	6	21	2	1	16	19

Magisterial District Judge - 2021 Criminal Post-Dispositional Arrest Warrants

	Pending from Prior Period	Total Issued	Total Warrants	Returned Served	Cancelled	Total Removed from Inventory	Pending:			Total Pending Warrants at Year End
							0-30 Days	31-60 Days	Over 60 Days	
<b><u>2nd Class County</u></b>										
Allegheny	61	165	226	22	143	165	2	0	59	61
<b><u>2A Class Counties</u></b>										
Bucks	5	6	11	3	3	6	0	0	5	5
Delaware	63	16	79	3	18	21	0	0	58	58
Montgomery	252	13	265	3	15	18	0	0	247	247
<b><u>3rd Class Counties</u></b>										
Berks	21	10	31	6	6	12	0	1	18	19
Chester	319	4	323	2	3	5	0	0	318	318
Cumberland	16	14	30	5	15	20	0	0	10	10
Dauphin	334	24	358	7	25	32	0	0	326	326
Erie	32	22	54	12	16	28	0	0	26	26
Lackawanna	127	11	138	8	14	22	0	0	116	116
Lancaster	141	13	154	4	21	25	0	0	129	129
Lehigh	26	7	33	1	6	7	0	0	26	26
Luzerne	126	13	139	3	22	25	0	0	114	114
Northampton	39	1	40	0	2	2	0	0	38	38
Westmoreland	32	31	63	8	27	35	0	1	27	28
York	161	9	170	2	24	26	0	0	144	144
<b><u>4th Class Counties</u></b>										
Beaver	24	13	37	2	10	12	2	0	23	25
Butler	23	5	28	1	6	7	0	0	21	21
Cambria	0	7	7	3	4	7	0	0	0	0
Centre	0	0	0	0	0	0	0	0	0	0
Fayette	1	15	16	6	5	11	2	1	2	5
Franklin	4	3	7	1	2	3	0	0	4	4
Monroe	80	7	87	0	7	7	1	0	79	80
Schuylkill	4	3	7	0	4	4	0	0	3	3
Washington	39	4	43	2	3	5	0	0	38	38
<b><u>5th Class Counties</u></b>										
Adams	11	0	11	0	0	0	0	0	11	11
Blair	10	17	27	9	8	17	0	0	10	10
Lawrence	3	2	5	0	2	2	0	0	3	3
Lebanon	0	1	1	1	0	1	0	0	0	0
Lycoming	19	4	23	3	1	4	0	0	19	19
Mercer	11	5	16	2	4	6	0	0	10	10
Northumberland	37	0	37	0	1	1	0	0	36	36

Magisterial District Judge - 2021 Criminal Post-Dispositional Arrest Warrants

	Pending from Prior Period	Total Issued	Total Warrants	Returned Served	Cancelled	Total Removed from Inventory	Pending:			Total Pending Warrants at Year End
							0-30 Days	31-60 Days	Over 60 Days	
<b><u>6th Class Counties</u></b>										
Armstrong	6	10	16	1	9	10	0	0	6	6
Bedford	1	1	2	1	0	1	0	0	1	1
Bradford	3	8	11	4	6	10	0	0	1	1
Carbon	0	2	2	1	0	1	0	0	1	1
Clarion	3	0	3	0	0	0	0	0	3	3
Clearfield	27	0	27	0	2	2	0	0	25	25
Clinton	0	0	0	0	0	0	0	0	0	0
Columbia	1	3	4	1	2	3	0	0	1	1
Crawford	4	3	7	0	3	3	0	0	4	4
Elk	0	8	8	5	2	7	0	0	1	1
Greene	1	2	3	0	2	2	0	0	1	1
Huntingdon	0	2	2	0	2	2	0	0	0	0
Indiana	1	0	1	0	0	0	0	0	1	1
Jefferson	1	0	1	0	0	0	0	0	1	1
McKean	2	3	5	1	1	2	0	0	3	3
Mifflin	0	0	0	0	0	0	0	0	0	0
Perry	0	2	2	0	2	2	0	0	0	0
Pike	12	0	12	0	2	2	0	0	10	10
Somerset	2	3	5	1	2	3	0	0	2	2
Susquehanna	9	1	10	0	2	2	0	0	8	8
Tioga	5	4	9	0	4	4	0	0	5	5
Venango	25	2	27	2	2	4	0	0	23	23
Warren	1	8	9	3	5	8	0	0	1	1
Wayne	25	1	26	0	7	7	0	0	19	19
<b><u>7th Class Counties</u></b>										
Juniata	0	0	0	0	0	0	0	0	0	0
Snyder	3	0	3	0	0	0	0	0	3	3
Union	11	1	12	1	0	1	0	0	11	11
Wyoming	0	0	0	0	0	0	0	0	0	0
<b><u>8th Class Counties</u></b>										
Cameron	0	3	3	0	3	3	0	0	0	0
Forest	0	0	0	0	0	0	0	0	0	0
Fulton	2	0	2	0	0	0	0	0	2	2
Montour	0	0	0	0	0	0	0	0	0	0
Potter	0	1	1	1	0	1	0	0	0	0
Sullivan	1	0	1	0	0	0	0	0	1	1

Magisterial District Judge - 2021 Private Summary Complaints Pre-Dispositional Arrest Warrants

	Pending from Prior Period	Total Issued	Total Warrants	Returned Served	Cancelled	Total Removed from Inventory	Pending:			Total Pending Warrants at Year End
							0-30 Days	31-60 Days	Over 60 Days	
<b><u>2nd Class County</u></b>										
Allegheny	11,133	1,183	12,316	203	959	1,162	137	83	10,934	11,154
<b><u>2A Class Counties</u></b>										
Bucks	103	1	104	2	0	2	0	0	102	102
Delaware	1,893	4	1,897	4	20	24	0	0	1,873	1,873
Montgomery	1,174	59	1,233	11	18	29	11	0	1,193	1,204
<b><u>3rd Class Counties</u></b>										
Berks	545	361	906	152	124	276	7	6	617	630
Chester	21	0	21	0	10	10	0	0	11	11
Cumberland	503	62	565	2	85	87	0	2	476	478
Dauphin	8,237	30	8,267	33	38	71	1	2	8,193	8,196
Erie	913	255	1,168	81	144	225	21	10	912	943
Lackawanna	575	225	800	31	120	151	9	8	632	649
Lancaster	274	129	403	91	117	208	2	0	193	195
Lehigh	213	55	268	20	57	77	3	3	185	191
Luzerne	1,973	50	2,023	12	117	129	2	3	1,889	1,894
Northampton	89	25	114	22	29	51	1	0	62	63
Westmoreland	2,706	287	2,993	233	302	535	8	28	2,422	2,458
York	1,852	216	2,068	129	188	317	3	5	1,743	1,751
<b><u>4th Class Counties</u></b>										
Beaver	688	44	732	17	32	49	0	0	683	683
Butler	252	10	262	3	15	18	0	0	244	244
Cambria	113	23	136	17	68	85	0	0	51	51
Centre	9	2	11	3	4	7	1	0	3	4
Fayette	1,780	1,045	2,825	405	264	669	86	47	2,023	2,156
Franklin	251	55	306	40	24	64	3	0	239	242
Monroe	1,819	278	2,097	14	194	208	13	10	1,866	1,889
Schuylkill	91	1	92	0	8	8	0	0	84	84
Washington	529	46	575	39	59	98	0	0	477	477
<b><u>5th Class Counties</u></b>										
Adams	236	570	806	366	177	543	15	9	239	263
Blair	387	45	432	42	189	231	3	4	194	201
Lawrence	39	2	41	0	1	1	0	2	38	40
Lebanon	25	22	47	2	21	23	16	0	8	24
Lycoming	644	69	713	48	16	64	6	1	642	649
Mercer	287	135	422	56	75	131	2	0	289	291
Northumberland	471	66	537	26	100	126	1	2	408	411

Magisterial District Judge - 2021 Private Summary Complaints Pre-Dispositional Arrest Warrants

	Pending from Prior Period	Total Issued	Total Warrants	Returned Served	Cancelled	Total Removed from Inventory	Pending:			Total Pending Warrants at Year End
							0-30 Days	31-60 Days	Over 60 Days	
<b><u>6th Class Counties</u></b>										
Armstrong	11	7	18	2	8	10	0	0	8	8
Bedford	266	4	270	1	4	5	0	0	265	265
Bradford	29	20	49	11	7	18	3	1	27	31
Carbon	5	3	8	1	2	3	0	0	5	5
Clarion	121	8	129	2	13	15	0	0	114	114
Clearfield	534	6	540	5	7	12	0	0	528	528
Clinton	11	4	15	0	11	11	0	1	3	4
Columbia	33	19	52	0	14	14	4	0	34	38
Crawford	380	25	405	24	5	29	1	0	375	376
Elk	22	2	24	7	6	13	0	0	11	11
Greene	111	33	144	37	29	66	1	1	76	78
Huntingdon	5	5	10	5	1	6	0	0	4	4
Indiana	53	34	87	16	25	41	0	0	46	46
Jefferson	77	65	142	23	34	57	0	0	85	85
McKean	93	17	110	5	4	9	2	4	95	101
Mifflin	34	24	58	13	16	29	3	0	26	29
Perry	77	13	90	0	68	68	0	4	18	22
Pike	16	1	17	0	2	2	0	0	15	15
Somerset	32	4	36	2	0	2	1	0	33	34
Susquehanna	25	0	25	0	4	4	0	0	21	21
Tioga	4	9	13	1	5	6	2	0	5	7
Venango	44	82	126	53	28	81	7	2	36	45
Warren	55	2	57	1	3	4	0	0	53	53
Wayne	274	13	287	5	25	30	0	0	257	257
<b><u>7th Class Counties</u></b>										
Juniata	8	3	11	1	4	5	0	0	6	6
Snyder	78	1	79	1	4	5	0	0	74	74
Union	17	2	19	2	2	4	0	0	15	15
Wyoming	135	0	135	0	0	0	0	0	135	135
<b><u>8th Class Counties</u></b>										
Cameron	1	2	3	0	2	2	0	0	1	1
Forest	5	0	5	0	0	0	0	0	5	5
Fulton	11	1	12	2	0	2	0	0	10	10
Montour	86	5	91	3	2	5	0	0	86	86
Potter	0	1	1	0	0	0	1	0	0	1
Sullivan	3	0	3	0	0	0	0	0	3	3

Magisterial District Judge - 2021 Private Summary Complaints Post-Dispositional Arrest Warrants

	Pending from Prior Period	Total Issued	Total Warrants	Returned Served	Cancelled	Total Removed from Inventory	Pending:			Total Pending Warrants at Year End
							0-30 Days	31-60 Days	Over 60 Days	
<b><u>2nd Class County</u></b>										
Allegheny	16,997	1,885	18,882	640	2,371	3,011	142	83	15,646	15,871
<b><u>2A Class Counties</u></b>										
Bucks	368	4	372	2	6	8	0	0	364	364
Delaware	5,297	52	5,349	28	59	87	1	3	5,258	5,262
Montgomery	2,340	89	2,429	32	41	73	8	4	2,344	2,356
<b><u>3rd Class Counties</u></b>										
Berks	1,671	102	1,773	62	21	83	7	9	1,674	1,690
Chester	52	14	66	4	41	45	0	0	21	21
Cumberland	610	375	985	20	305	325	16	10	634	660
Dauphin	4,539	317	4,856	118	117	235	16	7	4,598	4,621
Erie	1,531	284	1,815	144	187	331	22	14	1,448	1,484
Lackawanna	1,902	183	2,085	35	136	171	7	34	1,873	1,914
Lancaster	1,543	200	1,743	158	64	222	20	14	1,487	1,521
Lehigh	1,051	45	1,096	22	30	52	1	5	1,038	1,044
Luzerne	6,598	303	6,901	43	203	246	75	6	6,574	6,655
Northampton	1,774	154	1,928	133	44	177	0	3	1,748	1,751
Westmoreland	2,534	455	2,989	367	242	609	25	28	2,327	2,380
York	3,158	1,385	4,543	778	712	1,490	117	34	2,902	3,053
<b><u>4th Class Counties</u></b>										
Beaver	896	278	1,174	201	69	270	26	19	859	904
Butler	141	29	170	13	19	32	0	0	138	138
Cambria	184	195	379	136	82	218	8	5	148	161
Centre	24	55	79	36	20	56	2	2	19	23
Fayette	615	774	1,389	584	150	734	59	28	568	655
Franklin	284	204	488	127	51	178	0	12	298	310
Monroe	726	153	879	52	93	145	2	4	728	734
Schuylkill	88	3	91	0	2	2	0	0	89	89
Washington	2,125	185	2,310	143	96	239	5	5	2,061	2,071
<b><u>5th Class Counties</u></b>										
Adams	533	625	1,158	420	189	609	10	12	527	549
Blair	259	155	414	43	49	92	30	32	260	322
Lawrence	106	32	138	16	8	24	1	1	112	114
Lebanon	24	44	68	19	20	39	5	1	23	29
Lycoming	490	106	596	38	70	108	13	7	468	488
Mercer	594	361	955	108	191	299	22	23	611	656
Northumberland	1,116	1,000	2,116	85	939	1,024	68	36	988	1,092

Magisterial District Judge - 2021 Private Summary Complaints Post-Dispositional Arrest Warrants

	Pending from Prior Period	Total Issued	Total Warrants	Returned Served	Cancelled	Total Removed from Inventory	Pending:			Total Pending Warrants at Year End
							0-30 Days	31-60 Days	Over 60 Days	
<b><u>6th Class Counties</u></b>										
Armstrong	41	32	73	11	20	31	2	0	40	42
Bedford	156	29	185	10	13	23	1	1	160	162
Bradford	122	232	354	186	51	237	1	13	103	117
Carbon	62	35	97	23	16	39	0	5	53	58
Clarion	46	75	121	17	51	68	6	2	45	53
Clearfield	313	27	340	6	22	28	0	0	312	312
Clinton	2	7	9	2	6	8	0	0	1	1
Columbia	191	155	346	3	159	162	3	7	174	184
Crawford	241	19	260	16	6	22	2	0	236	238
Elk	15	40	55	14	13	27	2	0	26	28
Greene	170	212	382	153	90	243	4	3	132	139
Huntingdon	7	0	7	1	0	1	0	0	6	6
Indiana	37	15	52	7	28	35	0	0	17	17
Jefferson	56	42	98	16	26	42	1	1	54	56
McKean	347	150	497	54	85	139	6	10	342	358
Mifflin	11	23	34	12	8	20	2	2	10	14
Perry	22	9	31	6	20	26	1	0	4	5
Pike	65	38	103	24	11	35	0	0	68	68
Somerset	86	9	95	16	9	25	0	0	70	70
Susquehanna	160	4	164	2	10	12	0	0	152	152
Tioga	130	38	168	2	32	34	0	2	132	134
Venango	541	298	839	195	136	331	2	10	496	508
Warren	88	25	113	13	8	21	2	0	90	92
Wayne	673	31	704	5	20	25	1	0	678	679
<b><u>7th Class Counties</u></b>										
Juniata	7	3	10	1	3	4	0	0	6	6
Snyder	141	230	371	42	206	248	0	27	96	123
Union	53	7	60	5	13	18	0	0	42	42
Wyoming	97	0	97	0	0	0	0	0	97	97
<b><u>8th Class Counties</u></b>										
Cameron	12	1	13	0	0	0	0	0	13	13
Forest	7	1	8	0	1	1	0	0	7	7
Fulton	22	0	22	0	0	0	0	0	22	22
Montour	43	6	49	2	2	4	0	0	45	45
Potter	16	11	27	0	10	10	0	0	17	17
Sullivan	1	0	1	0	0	0	0	0	1	1

Magisterial District Judge - 2021 Private Criminal Complaints Pre-Dispositional Arrest Warrants

	Pending from Prior Period	Total Issued Warrants	Total Returned Served	Cancelled	Total Removed from Inventory	Pending:			Total Pending Warrants at Year End	
						0-30 Days	31-60 Days	Over 60 Days		
<b><u>2nd Class County</u></b>										
Allegheny	247	65	312	18	42	60	0	5	247	252
<b><u>2A Class Counties</u></b>										
Bucks	5	1	6	0	0	0	0	0	6	6
Delaware	749	0	749	1	5	6	0	0	743	743
Montgomery	8	0	8	0	0	0	0	0	8	8
<b><u>3rd Class Counties</u></b>										
Berks	5	0	5	0	2	2	0	0	3	3
Chester	21	1	22	1	1	2	0	0	20	20
Cumberland	5	1	6	2	2	4	0	0	2	2
Dauphin	649	1	650	3	6	9	0	0	641	641
Erie	115	74	189	48	24	72	1	2	114	117
Lackawanna	311	4	315	1	4	5	0	0	310	310
Lancaster	362	94	456	28	84	112	0	9	335	344
Lehigh	429	5	434	2	8	10	0	0	424	424
Luzerne	349	6	355	6	7	13	0	0	342	342
Northampton	55	6	61	0	7	7	0	0	54	54
Westmoreland	642	119	761	99	45	144	11	3	603	617
York	90	0	90	0	31	31	0	0	59	59
<b><u>4th Class Counties</u></b>										
Beaver	53	2	55	1	0	1	0	1	53	54
Butler	27	0	27	0	0	0	0	0	27	27
Cambria	31	2	33	1	8	9	0	0	24	24
Centre	0	0	0	0	0	0	0	0	0	0
Fayette	40	1	41	1	0	1	0	0	40	40
Franklin	51	1	52	1	0	1	0	0	51	51
Monroe	286	0	286	0	3	3	0	0	283	283
Schuylkill	8	0	8	0	0	0	0	0	8	8
Washington	172	0	172	0	1	1	0	0	171	171
<b><u>5th Class Counties</u></b>										
Adams	81	1	82	0	1	1	0	0	81	81
Blair	76	6	82	1	6	7	0	0	75	75
Lawrence	3	0	3	0	0	0	0	0	3	3
Lebanon	0	0	0	0	0	0	0	0	0	0
Lycoming	38	0	38	0	1	1	0	0	37	37
Mercer	7	0	7	0	0	0	0	0	7	7
Northumberland	2	1	3	1	0	1	0	0	2	2



Magisterial District Judge - 2021 Private Criminal Complaints Pre-Dispositional Arrest Warrants

	Pending from Prior Period	Total Issued	Total Warrants	Returned Served	Cancelled	Total Removed from Inventory	Pending:			Total Pending Warrants at Year End
							0-30 Days	31-60 Days	Over 60 Days	
<b><u>6th Class Counties</u></b>										
Armstrong	3	0	3	0	0	0	0	0	3	3
Bedford	18	0	18	0	0	0	0	0	18	18
Bradford	59	2	61	2	6	8	0	0	53	53
Carbon	0	2	2	2	0	2	0	0	0	0
Clarion	2	0	2	0	1	1	0	0	1	1
Clearfield	182	1	183	0	4	4	0	0	179	179
Clinton	0	0	0	0	0	0	0	0	0	0
Columbia	6	0	6	0	0	0	0	0	6	6
Crawford	5	0	5	0	0	0	0	0	5	5
Elk	1	0	1	0	0	0	0	0	1	1
Greene	0	1	1	0	0	0	0	0	1	1
Huntingdon	0	0	0	0	0	0	0	0	0	0
Indiana	1	0	1	0	1	1	0	0	0	0
Jefferson	8	0	8	0	0	0	0	0	8	8
McKean	41	1	42	1	1	2	0	0	40	40
Mifflin	4	1	5	0	0	0	0	0	5	5
Perry	0	0	0	0	0	0	0	0	0	0
Pike	14	0	14	0	0	0	0	0	14	14
Somerset	4	0	4	0	0	0	0	0	4	4
Susquehanna	0	0	0	0	0	0	0	0	0	0
Tioga	0	0	0	0	0	0	0	0	0	0
Venango	0	0	0	0	0	0	0	0	0	0
Warren	1	1	2	1	0	1	0	0	1	1
Wayne	73	8	81	3	5	8	0	0	73	73
<b><u>7th Class Counties</u></b>										
Juniata	3	2	5	2	2	4	0	0	1	1
Snyder	3	0	3	0	0	0	0	0	3	3
Union	11	0	11	0	0	0	0	0	11	11
Wyoming	7	0	7	0	0	0	0	0	7	7
<b><u>8th Class Counties</u></b>										
Cameron	2	0	2	0	0	0	0	0	2	2
Forest	0	0	0	0	0	0	0	0	0	0
Fulton	2	0	2	0	0	0	0	0	2	2
Montour	3	0	3	0	0	0	0	0	3	3
Potter	0	0	0	0	0	0	0	0	0	0
Sullivan	0	0	0	0	0	0	0	0	0	0

Magisterial District Judge - 2021 Private Criminal Complaints Post-Dispositional Arrest Warrants

	Pending from Prior Period	Total Issued	Total Warrants	Returned Served	Cancelled	Total Removed from Inventory	Pending:			Total Pending Warrants at Year End
							0-30 Days	31-60 Days	Over 60 Days	
<b><u>2nd Class County</u></b>										
Allegheny	29	7	36	1	7	8	0	0	28	28
<b><u>2A Class Counties</u></b>										
Bucks	0	0	0	0	0	0	0	0	0	0
Delaware	12	0	12	0	0	0	0	0	12	12
Montgomery	9	0	9	0	0	0	0	0	9	9
<b><u>3rd Class Counties</u></b>										
Berks	0	0	0	0	0	0	0	0	0	0
Chester	91	0	91	0	0	0	0	0	91	91
Cumberland	0	0	0	0	0	0	0	0	0	0
Dauphin	17	0	17	0	0	0	0	0	17	17
Erie	5	0	5	0	0	0	0	0	5	5
Lackawanna	7	0	7	0	0	0	0	0	7	7
Lancaster	1	0	1	0	0	0	0	0	1	1
Lehigh	2	0	2	0	0	0	0	0	2	2
Luzerne	50	0	50	0	0	0	0	0	50	50
Northampton	2	0	2	0	0	0	0	0	2	2
Westmoreland	31	9	40	8	8	16	0	0	24	24
York	30	0	30	0	13	13	0	0	17	17
<b><u>4th Class Counties</u></b>										
Beaver	3	0	3	0	1	1	0	0	2	2
Butler	3	0	3	0	2	2	0	0	1	1
Cambria	0	0	0	0	0	0	0	0	0	0
Centre	0	0	0	0	0	0	0	0	0	0
Fayette	7	0	7	0	0	0	0	0	7	7
Franklin	0	0	0	0	0	0	0	0	0	0
Monroe	5	1	6	1	1	2	0	0	4	4
Schuylkill	1	0	1	0	0	0	0	0	1	1
Washington	13	1	14	1	0	1	0	0	13	13
<b><u>5th Class Counties</u></b>										
Adams	5	0	5	0	0	0	0	0	5	5
Blair	0	0	0	0	0	0	0	0	0	0
Lawrence	0	0	0	0	0	0	0	0	0	0
Lebanon	0	0	0	0	0	0	0	0	0	0
Lycoming	0	0	0	0	0	0	0	0	0	0
Mercer	0	0	0	0	0	0	0	0	0	0
Northumberland	0	0	0	0	0	0	0	0	0	0

Magisterial District Judge - 2021 Private Criminal Complaints Post-Dispositional Arrest Warrants

	Pending from Prior Period	Total Issued	Total Warrants	Returned Served	Cancelled	Total Removed from Inventory	Pending:			Total Pending Warrants at Year End
							0-30 Days	31-60 Days	Over 60 Days	
<b><u>6th Class Counties</u></b>										
Armstrong	0	0	0	0	0	0	0	0	0	0
Bedford	0	0	0	0	0	0	0	0	0	0
Bradford	4	0	4	0	1	1	0	0	3	3
Carbon	0	0	0	0	0	0	0	0	0	0
Clarion	0	0	0	0	0	0	0	0	0	0
Clearfield	3	0	3	0	0	0	0	0	3	3
Clinton	0	0	0	0	0	0	0	0	0	0
Columbia	0	0	0	0	0	0	0	0	0	0
Crawford	0	0	0	0	0	0	0	0	0	0
Elk	0	0	0	0	0	0	0	0	0	0
Greene	3	0	3	0	0	0	0	0	3	3
Huntingdon	0	0	0	0	0	0	0	0	0	0
Indiana	0	0	0	0	0	0	0	0	0	0
Jefferson	0	0	0	0	0	0	0	0	0	0
McKean	0	0	0	0	0	0	0	0	0	0
Mifflin	0	0	0	0	0	0	0	0	0	0
Perry	0	0	0	0	0	0	0	0	0	0
Pike	1	0	1	0	1	1	0	0	0	0
Somerset	1	0	1	0	0	0	0	0	1	1
Susquehanna	0	0	0	0	0	0	0	0	0	0
Tioga	1	0	1	0	0	0	0	0	1	1
Venango	1	0	1	0	1	1	0	0	0	0
Warren	0	0	0	0	0	0	0	0	0	0
Wayne	4	0	4	0	1	1	0	0	3	3
<b><u>7th Class Counties</u></b>										
Juniata	0	0	0	0	0	0	0	0	0	0
Snyder	0	0	0	0	0	0	0	0	0	0
Union	0	0	0	0	0	0	0	0	0	0
Wyoming	3	0	3	0	0	0	0	0	3	3
<b><u>8th Class Counties</u></b>										
Cameron	0	0	0	0	0	0	0	0	0	0
Forest	0	0	0	0	0	0	0	0	0	0
Fulton	0	0	0	0	0	0	0	0	0	0
Montour	0	0	0	0	0	0	0	0	0	0
Potter	0	0	0	0	0	0	0	0	0	0
Sullivan	1	0	1	0	0	0	0	0	1	1

Magisterial District Judge - 2021 Traffic Pre-Dispositional Arrest Warrants

	Pending from Prior Period	Issued	Total Warrants	Returned Served	Cancelled	Total Removed from Inventory	Pending:			Total Pending Warrants at Year End
							0-30 Days	31-60 Days	Over 60 Days	
<b><u>2nd Class County</u></b>										
Allegheny	101,413	21,559	122,972	7,154	17,176	24,330	1,244	958	96,440	98,642
<b><u>2A Class Counties</u></b>										
Bucks	19,590	13,142	32,732	8,857	4,684	13,541	868	532	17,791	19,191
Delaware	64,792	13,274	78,066	6,666	19,908	26,574	1,411	665	49,416	51,492
Montgomery	98,995	35,617	134,612	9,138	26,379	35,517	2,185	2,000	94,910	99,095
<b><u>3rd Class Counties</u></b>										
Berks	12,274	13,531	25,805	8,010	4,641	12,651	1,028	750	11,376	13,154
Chester	15,247	15,291	30,538	8,941	6,000	14,941	1,286	836	13,475	15,597
Cumberland	7,416	8,377	15,793	964	7,044	8,008	640	302	6,843	7,785
Dauphin	112,528	20,255	132,783	4,421	6,693	11,114	1,455	1,295	118,919	121,669
Erie	5,665	4,945	10,610	2,023	2,768	4,791	347	175	5,297	5,819
Lackawanna	8,600	5,158	13,758	1,502	2,805	4,307	265	299	8,887	9,451
Lancaster	32,012	32,116	64,128	21,805	11,700	33,505	2,384	1,683	26,556	30,623
Lehigh	44,270	33,478	77,748	6,246	16,997	23,243	2,616	2,974	48,915	54,505
Luzerne	22,997	14,623	37,620	2,455	11,979	14,434	997	513	21,676	23,186
Northampton	15,970	9,758	25,728	5,601	4,766	10,367	455	434	14,472	15,361
Westmoreland	9,061	5,806	14,867	3,755	2,398	6,153	400	272	8,042	8,714
York	12,111	16,616	28,727	7,585	7,596	15,181	1,161	456	11,929	13,546
<b><u>4th Class Counties</u></b>										
Beaver	4,280	2,774	7,054	1,471	965	2,436	89	175	4,354	4,618
Butler	2,186	1,364	3,550	663	767	1,430	88	57	1,975	2,120
Cambria	1,163	1,386	2,549	495	848	1,343	89	43	1,074	1,206
Centre	2,064	2,138	4,202	427	1,783	2,210	190	93	1,709	1,992
Fayette	2,774	3,521	6,295	2,668	931	3,599	200	148	2,348	2,696
Franklin	1,590	2,170	3,760	1,152	1,010	2,162	62	122	1,414	1,598
Monroe	12,037	16,303	28,340	3,922	13,600	17,522	762	365	9,691	10,818
Schuylkill	5,263	5,087	10,350	929	3,230	4,159	370	241	5,580	6,191
Washington	8,990	5,348	14,338	2,511	3,075	5,586	171	323	8,258	8,752
<b><u>5th Class Counties</u></b>										
Adams	1,266	2,316	3,582	914	1,492	2,406	96	43	1,037	1,176
Blair	1,680	1,807	3,487	596	1,360	1,956	89	73	1,369	1,531
Lawrence	1,840	1,607	3,447	447	987	1,434	72	49	1,892	2,013
Lebanon	4,013	9,005	13,018	4,693	3,647	8,340	547	396	3,735	4,678
Lycoming	1,299	1,284	2,583	267	1,038	1,305	84	39	1,155	1,278
Mercer	1,295	1,254	2,549	407	854	1,261	78	38	1,172	1,288
Northumberland	5,482	3,862	9,344	628	2,712	3,340	198	167	5,639	6,004

Magisterial District Judge - 2021 Traffic Pre-Dispositional Arrest Warrants

	Pending from Prior Period	Issued	Total Warrants	Returned Served	Cancelled	Total Removed from Inventory	Pending:			Total Pending Warrants at Year End
							0-30 Days	31-60 Days	Over 60 Days	
<b><u>6th Class Counties</u></b>										
Armstrong	693	1,002	1,695	317	641	958	47	66	624	737
Bedford	2,730	2,496	5,226	210	1,879	2,089	149	96	2,892	3,137
Bradford	366	778	1,144	405	254	659	35	64	386	485
Carbon	4,315	3,751	8,066	1,844	2,065	3,909	220	196	3,741	4,157
Clarion	1,187	1,104	2,291	97	920	1,017	56	21	1,197	1,274
Clearfield	4,565	1,782	6,347	912	480	1,392	112	46	4,797	4,955
Clinton	1,896	2,952	4,848	85	2,379	2,464	213	125	2,046	2,384
Columbia	2,047	2,217	4,264	57	1,992	2,049	150	125	1,940	2,215
Crawford	619	1,245	1,864	795	344	1,139	70	24	631	725
Elk	244	497	741	33	432	465	41	6	229	276
Greene	2,040	1,448	3,488	907	970	1,877	53	29	1,529	1,611
Huntingdon	427	644	1,071	126	422	548	25	21	477	523
Indiana	975	1,023	1,998	255	838	1,093	72	18	815	905
Jefferson	661	1,156	1,817	520	640	1,160	47	13	597	657
McKean	517	1,189	1,706	259	741	1,000	45	72	589	706
Mifflin	173	507	680	146	265	411	40	9	220	269
Perry	377	779	1,156	356	406	762	50	73	271	394
Pike	1,329	1,749	3,078	212	1,381	1,593	38	58	1,389	1,485
Somerset	1,389	2,053	3,442	1,317	645	1,962	85	50	1,345	1,480
Susquehanna	1,789	1,513	3,302	8	987	995	131	52	2,124	2,307
Tioga	482	1,361	1,843	82	1,022	1,104	81	54	604	739
Venango	508	918	1,426	595	275	870	31	47	478	556
Warren	273	329	602	192	143	335	5	2	260	267
Wayne	462	380	842	119	301	420	50	11	361	422
<b><u>7th Class Counties</u></b>										
Juniata	263	300	563	49	226	275	0	4	284	288
Snyder	418	538	956	221	328	549	34	27	346	407
Union	441	563	1,004	191	275	466	16	44	478	538
Wyoming	452	166	618	83	101	184	0	41	393	434
<b><u>8th Class Counties</u></b>										
Cameron	31	134	165	0	113	113	3	2	47	52
Forest	65	83	148	67	27	94	0	1	53	54
Fulton	773	737	1,510	108	693	801	30	25	654	709
Montour	251	73	324	43	52	95	0	0	229	229
Potter	115	279	394	12	268	280	10	1	103	114
Sullivan	94	98	192	0	91	91	10	6	85	101

Magisterial District Judge - 2021 Traffic Post-Dispositional Arrest Warrants

	Pending from Prior Period	Issued	Total Warrants	Returned Served	Cancelled	Total Removed from Inventory	Pending:			Total Pending Warrants at Year End
							0-30 Days	31-60 Days	Over 60 Days	
<b><u>2nd Class County</u></b>										
Allegheny	56,559	19,856	76,415	7,386	12,847	20,233	1,624	1,010	53,548	56,182
<b><u>2A Class Counties</u></b>										
Bucks	34,013	12,455	46,468	9,192	3,129	12,321	819	467	32,861	34,147
Delaware	65,497	4,569	70,066	3,303	2,230	5,533	682	482	63,369	64,533
Montgomery	66,888	17,012	83,900	6,269	11,196	17,465	960	804	64,671	66,435
<b><u>3rd Class Counties</u></b>										
Berks	32,429	9,443	41,872	6,796	3,223	10,019	589	423	30,841	31,853
Chester	6,566	7,373	13,939	5,463	2,271	7,734	505	331	5,369	6,205
Cumberland	5,149	5,768	10,917	1,363	4,063	5,426	425	278	4,788	5,491
Dauphin	33,080	13,348	46,428	3,973	7,105	11,078	1,061	766	33,523	35,350
Erie	10,679	6,020	16,699	2,648	3,100	5,748	487	256	10,208	10,951
Lackawanna	13,328	2,733	16,061	1,194	1,778	2,972	212	170	12,707	13,089
Lancaster	40,296	23,420	63,716	17,921	4,724	22,645	1,831	1,067	38,173	41,071
Lehigh	36,080	12,101	48,181	4,128	5,303	9,431	639	1,123	36,988	38,750
Luzerne	28,054	9,038	37,092	2,430	6,617	9,047	639	413	26,993	28,045
Northampton	20,716	6,675	27,391	4,928	1,194	6,122	322	329	20,618	21,269
Westmoreland	10,789	5,848	16,637	5,102	1,047	6,149	344	324	9,820	10,488
York	14,934	18,312	33,246	7,008	9,979	16,987	1,308	590	14,361	16,259
<b><u>4th Class Counties</u></b>										
Beaver	5,294	2,980	8,274	1,967	1,187	3,154	198	152	4,770	5,120
Butler	1,715	1,113	2,828	588	622	1,210	68	40	1,510	1,618
Cambria	1,166	1,959	3,125	1,181	877	2,058	105	71	891	1,067
Centre	720	1,034	1,754	422	617	1,039	68	43	604	715
Fayette	3,993	5,444	9,437	4,558	885	5,443	212	238	3,544	3,994
Franklin	2,242	2,584	4,826	1,472	838	2,310	63	131	2,322	2,516
Monroe	10,053	6,943	16,996	1,942	4,658	6,600	416	206	9,774	10,396
Schuylkill	4,514	2,426	6,940	722	1,640	2,362	130	162	4,286	4,578
Washington	10,487	6,720	17,207	4,616	1,930	6,546	343	352	9,966	10,661
<b><u>5th Class Counties</u></b>										
Adams	1,973	2,974	4,947	1,844	1,108	2,952	79	49	1,867	1,995
Blair	2,679	5,058	7,737	1,814	3,091	4,905	221	116	2,495	2,832
Lawrence	2,349	1,211	3,560	489	760	1,249	37	70	2,204	2,311
Lebanon	3,587	8,289	11,876	4,168	3,589	7,757	551	443	3,125	4,119
Lycoming	4,124	4,214	8,338	814	3,318	4,132	366	166	3,674	4,206
Mercer	2,460	1,851	4,311	658	1,240	1,898	96	88	2,229	2,413
Northumberland	5,861	4,875	10,736	513	4,134	4,647	443	111	5,535	6,089

Magisterial District Judge - 2021 Traffic Post-Dispositional Arrest Warrants

	Pending from Prior Period	Issued	Total Warrants	Returned Served	Cancelled	Total Removed from Inventory	Pending:			Total Pending Warrants at Year End
							0-30 Days	31-60 Days	Over 60 Days	
<b><u>6th Class Counties</u></b>										
Armstrong	748	884	1,632	373	458	831	92	22	687	801
Bedford	3,228	1,387	4,615	407	821	1,228	62	58	3,267	3,387
Bradford	546	1,040	1,586	657	298	955	56	60	515	631
Carbon	2,757	2,047	4,804	943	986	1,929	158	133	2,584	2,875
Clarion	449	604	1,053	88	511	599	95	27	332	454
Clearfield	2,451	1,487	3,938	809	628	1,437	100	74	2,327	2,501
Clinton	266	785	1,051	110	658	768	18	66	199	283
Columbia	1,962	1,719	3,681	71	1,535	1,606	121	60	1,894	2,075
Crawford	1,345	1,366	2,711	1,067	308	1,375	41	53	1,242	1,336
Elk	504	549	1,053	74	526	600	37	31	385	453
Greene	1,252	1,932	3,184	1,242	713	1,955	70	81	1,078	1,229
Huntingdon	337	480	817	158	288	446	21	17	333	371
Indiana	748	717	1,465	160	676	836	30	22	577	629
Jefferson	466	615	1,081	228	368	596	26	26	433	485
McKean	1,389	2,237	3,626	600	1,337	1,937	149	105	1,435	1,689
Mifflin	206	382	588	212	180	392	16	18	162	196
Perry	402	720	1,122	403	348	751	37	48	286	371
Pike	1,916	1,021	2,937	184	745	929	28	65	1,915	2,008
Somerset	1,383	613	1,996	431	577	1,008	51	19	918	988
Susquehanna	2,068	592	2,660	76	535	611	75	99	1,875	2,049
Tioga	695	876	1,571	79	766	845	38	41	647	726
Venango	1,728	2,519	4,247	1,797	727	2,524	101	111	1,511	1,723
Warren	572	642	1,214	283	301	584	1	14	615	630
Wayne	1,158	428	1,586	168	336	504	22	34	1,026	1,082
<b><u>7th Class Counties</u></b>										
Juniata	215	226	441	106	90	196	4	12	229	245
Snyder	989	1,608	2,597	464	1,173	1,637	100	57	803	960
Union	636	464	1,100	176	282	458	1	37	604	642
Wyoming	539	173	712	122	67	189	5	20	498	523
<b><u>8th Class Counties</u></b>										
Cameron	161	83	244	0	95	95	0	0	149	149
Forest	89	109	198	81	16	97	1	0	100	101
Fulton	407	319	726	109	217	326	19	13	368	400
Montour	534	244	778	78	56	134	0	0	644	644
Potter	315	307	622	21	301	322	18	4	278	300
Sullivan	102	17	119	9	29	38	0	0	81	81

Magisterial District Judge - 2021 Non-Traffic Pre-Dispositional Arrest Warrants

	Pending from Prior Period	Issued	Total Warrants	Returned Served	Cancelled	Total Removed from Inventory	Pending:			Total Pending Warrants at Year End
							0-30 Days	31-60 Days	Over 60 Days	
<b><u>2nd Class County</u></b>										
Allegheny	32,738	5,288	38,026	1,476	3,922	5,398	463	183	31,982	32,628
<b><u>2A Class Counties</u></b>										
Bucks	6,423	2,127	8,550	1,272	696	1,968	110	101	6,371	6,582
Delaware	61,480	2,430	63,910	1,144	2,843	3,987	633	171	59,119	59,923
Montgomery	36,479	4,734	41,213	824	3,904	4,728	224	211	36,050	36,485
<b><u>3rd Class Counties</u></b>										
Berks	5,382	2,906	8,288	2,285	1,418	3,703	167	128	4,290	4,585
Chester	2,107	1,271	3,378	715	841	1,556	107	60	1,655	1,822
Cumberland	1,755	1,235	2,990	139	892	1,031	115	66	1,778	1,959
Dauphin	18,441	3,082	21,523	769	1,126	1,895	214	250	19,164	19,628
Erie	2,484	1,512	3,996	662	896	1,558	98	87	2,253	2,438
Lackawanna	3,366	1,010	4,376	124	412	536	47	121	3,672	3,840
Lancaster	4,047	2,372	6,419	1,596	1,201	2,797	140	138	3,344	3,622
Lehigh	7,155	1,302	8,457	374	1,302	1,676	82	87	6,612	6,781
Luzerne	9,052	3,135	12,187	495	3,389	3,884	223	106	7,974	8,303
Northampton	1,977	1,184	3,161	693	892	1,585	55	65	1,456	1,576
Westmoreland	3,360	951	4,311	701	312	1,013	57	61	3,180	3,298
York	5,201	2,002	7,203	1,073	1,131	2,204	122	74	4,803	4,999
<b><u>4th Class Counties</u></b>										
Beaver	1,887	622	2,509	336	210	546	20	26	1,917	1,963
Butler	840	196	1,036	103	121	224	8	11	793	812
Cambria	497	453	950	216	211	427	22	14	487	523
Centre	316	377	693	72	330	402	35	16	240	291
Fayette	1,747	1,286	3,033	869	700	1,569	64	69	1,331	1,464
Franklin	534	596	1,130	348	200	548	31	24	527	582
Monroe	3,370	1,422	4,792	225	1,234	1,459	96	47	3,190	3,333
Schuylkill	3,927	1,458	5,385	331	1,466	1,797	61	78	3,449	3,588
Washington	3,839	1,706	5,545	768	879	1,647	67	187	3,644	3,898
<b><u>5th Class Counties</u></b>										
Adams	128	248	376	152	89	241	3	6	126	135
Blair	888	508	1,396	182	469	651	49	20	676	745
Lawrence	645	381	1,026	160	188	348	9	26	643	678
Lebanon	906	1,156	2,062	617	582	1,199	59	51	753	863
Lycoming	2,307	424	2,731	112	294	406	26	22	2,277	2,325
Mercer	455	300	755	110	132	242	16	26	471	513
Northumberland	3,986	1,370	5,356	214	806	1,020	72	40	4,224	4,336



Magisterial District Judge - 2021 Non-Traffic Pre-Dispositional Arrest Warrants

	Pending from Prior Period	Issued	Total Warrants	Returned Served	Cancelled	Total Removed from Inventory	Pending:			Total Pending Warrants at Year End
							0-30 Days	31-60 Days	Over 60 Days	
<b><u>6th Class Counties</u></b>										
Armstrong	284	231	515	92	174	266	24	18	207	249
Bedford	224	161	385	62	56	118	8	8	251	267
Bradford	120	199	319	116	70	186	11	5	117	133
Carbon	678	556	1,234	162	538	700	59	31	444	534
Clarion	169	81	250	14	61	75	4	6	165	175
Clearfield	540	318	858	215	106	321	7	5	525	537
Clinton	58	170	228	28	135	163	6	14	45	65
Columbia	399	337	736	30	286	316	15	8	397	420
Crawford	288	446	734	274	175	449	29	4	252	285
Elk	45	44	89	8	37	45	4	2	38	44
Greene	246	279	525	167	145	312	15	10	188	213
Huntingdon	103	99	202	33	78	111	8	2	81	91
Indiana	423	355	778	146	202	348	30	9	391	430
Jefferson	86	69	155	30	54	84	5	2	64	71
McKean	228	170	398	50	134	184	7	9	198	214
Mifflin	65	139	204	44	71	115	7	1	81	89
Perry	569	1,367	1,936	153	1,119	1,272	110	288	266	664
Pike	264	192	456	29	177	206	14	10	226	250
Somerset	150	149	299	85	73	158	10	6	125	141
Susquehanna	104	53	157	7	52	59	0	2	96	98
Tioga	82	95	177	6	81	87	8	3	79	90
Venango	163	308	471	195	82	277	11	25	158	194
Warren	105	128	233	79	47	126	5	2	100	107
Wayne	230	109	339	17	148	165	2	5	167	174
<b><u>7th Class Counties</u></b>										
Juniata	305	515	820	141	164	305	3	20	492	515
Snyder	195	96	291	54	55	109	3	15	164	182
Union	133	141	274	58	66	124	9	2	139	150
Wyoming	82	23	105	13	7	20	0	1	84	85
<b><u>8th Class Counties</u></b>										
Cameron	23	14	37	0	6	6	1	0	30	31
Forest	46	8	54	5	5	10	0	0	44	44
Fulton	35	44	79	18	17	35	5	1	38	44
Montour	107	49	156	12	11	23	2	0	131	133
Potter	37	41	78	4	38	42	6	0	30	36
Sullivan	36	14	50	2	27	29	2	1	18	21

Magisterial District Judge - 2021 Non-Traffic Post-Dispositional Arrest Warrants

	Pending from Prior Period	Issued	Total Warrants	Returned Served	Cancelled	Total Removed from Inventory	Pending:			Total Pending Warrants at Year End
							0-30 Days	31-60 Days	Over 60 Days	
<b><u>2nd Class County</u></b>										
Allegheny	57,083	9,914	66,997	3,325	10,475	13,800	662	420	52,115	53,197
<b><u>2A Class Counties</u></b>										
Bucks	9,499	2,492	11,991	1,557	662	2,219	165	106	9,501	9,772
Delaware	33,275	1,240	34,515	723	604	1,327	272	93	32,823	33,188
Montgomery	28,268	3,907	32,175	1,089	2,997	4,086	150	109	27,830	28,089
<b><u>3rd Class Counties</u></b>										
Berks	13,515	3,134	16,649	2,124	562	2,686	222	132	13,609	13,963
Chester	1,618	1,229	2,847	882	487	1,369	89	39	1,350	1,478
Cumberland	1,504	1,245	2,749	248	912	1,160	124	67	1,398	1,589
Dauphin	12,750	2,202	14,952	805	1,112	1,917	164	127	12,744	13,035
Erie	9,260	3,907	13,167	1,387	1,971	3,358	253	221	9,335	9,809
Lackawanna	8,787	968	9,755	277	625	902	57	38	8,758	8,853
Lancaster	13,734	3,782	17,516	2,944	839	3,783	213	199	13,321	13,733
Lehigh	12,722	1,443	14,165	552	566	1,118	76	82	12,889	13,047
Luzerne	16,839	2,410	19,249	466	2,093	2,559	172	115	16,403	16,690
Northampton	5,675	1,049	6,724	740	242	982	68	54	5,620	5,742
Westmoreland	3,788	1,611	5,399	1,281	410	1,691	85	91	3,532	3,708
York	5,241	3,579	8,820	1,588	2,118	3,706	200	115	4,799	5,114
<b><u>4th Class Counties</u></b>										
Beaver	3,059	1,167	4,226	832	374	1,206	61	57	2,902	3,020
Butler	914	394	1,308	191	192	383	25	23	877	925
Cambria	650	715	1,365	418	355	773	32	22	538	592
Centre	275	360	635	100	277	377	39	9	210	258
Fayette	1,149	1,343	2,492	1,051	252	1,303	56	47	1,086	1,189
Franklin	812	878	1,690	484	249	733	31	32	894	957
Monroe	2,756	943	3,699	267	663	930	57	40	2,672	2,769
Schuylkill	2,621	941	3,562	272	655	927	34	29	2,572	2,635
Washington	7,349	3,249	10,598	2,176	897	3,073	132	95	7,298	7,525
<b><u>5th Class Counties</u></b>										
Adams	728	511	1,239	276	232	508	7	9	715	731
Blair	1,195	1,124	2,319	472	585	1,057	86	39	1,137	1,262
Lawrence	1,408	451	1,859	205	235	440	11	32	1,376	1,419
Lebanon	1,566	2,148	3,714	992	1,134	2,126	135	85	1,368	1,588
Lycoming	3,452	1,184	4,636	265	908	1,173	85	52	3,326	3,463
Mercer	1,010	584	1,594	205	417	622	19	20	933	972
Northumberland	3,709	1,627	5,336	171	1,370	1,541	142	28	3,625	3,795

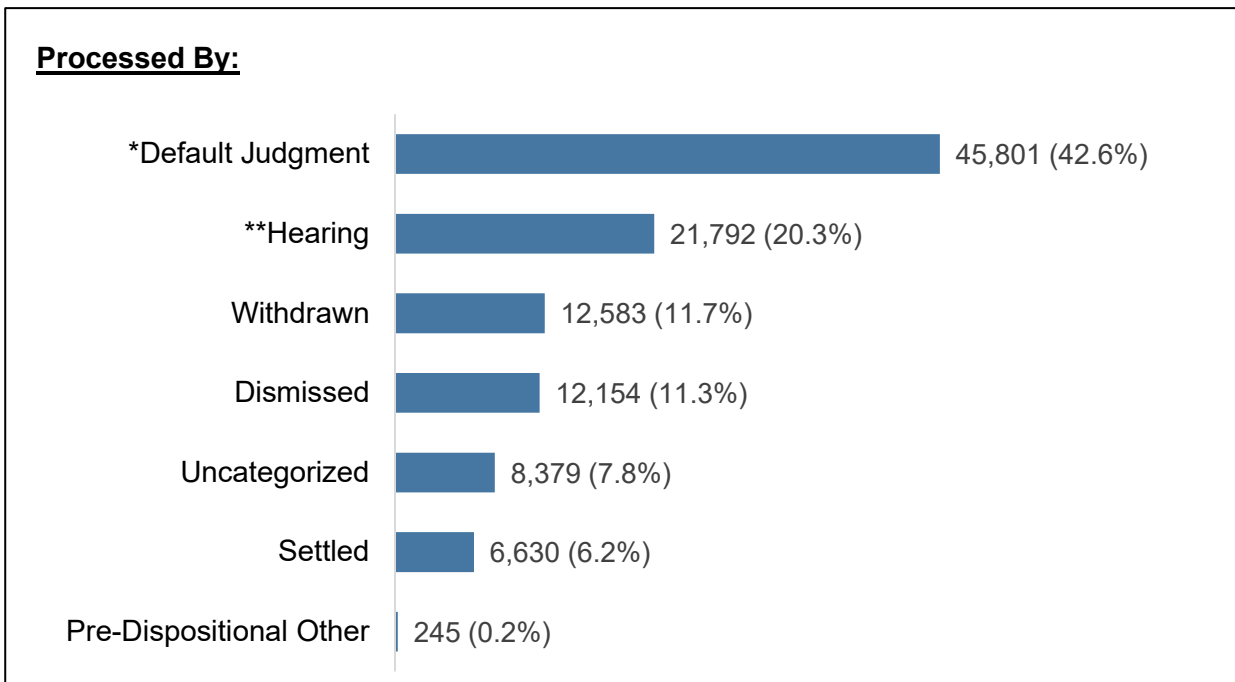
Magisterial District Judge - 2021 Non-Traffic Post-Dispositional Arrest Warrants

	Pending from Prior Period	Issued	Total Warrants	Returned Served	Cancelled	Total Removed from Inventory	Pending:			Total Pending Warrants at Year End
							0-30 Days	31-60 Days	Over 60 Days	
<b><u>6th Class Counties</u></b>										
Armstrong	410	465	875	193	250	443	51	10	371	432
Bedford	406	221	627	71	89	160	11	9	447	467
Bradford	302	319	621	235	86	321	19	14	267	300
Carbon	1,317	808	2,125	279	466	745	95	68	1,217	1,380
Clarion	148	98	246	15	93	108	12	4	122	138
Clearfield	909	455	1,364	315	216	531	15	26	792	833
Clinton	54	206	260	50	150	200	2	15	43	60
Columbia	645	536	1,181	14	526	540	33	22	586	641
Crawford	406	417	823	282	137	419	17	6	381	404
Elk	158	163	321	22	145	167	8	9	137	154
Greene	262	502	764	349	174	523	33	7	201	241
Huntingdon	122	129	251	43	74	117	11	9	114	134
Indiana	401	279	680	109	204	313	3	16	348	367
Jefferson	113	95	208	33	71	104	9	3	92	104
McKean	902	612	1,514	181	369	550	40	28	896	964
Mifflin	139	224	363	104	125	229	18	7	109	134
Perry	173	460	633	160	302	462	38	33	100	171
Pike	762	284	1,046	65	206	271	3	44	728	775
Somerset	470	223	693	146	163	309	17	10	357	384
Susquehanna	602	108	710	25	90	115	4	10	581	595
Tioga	380	273	653	14	248	262	10	9	372	391
Venango	735	689	1,424	484	199	683	25	24	692	741
Warren	319	188	507	83	109	192	3	3	309	315
Wayne	699	130	829	44	128	172	2	2	653	657
<b><u>7th Class Counties</u></b>										
Juniata	80	126	206	75	39	114	1	1	90	92
Snyder	283	338	621	105	251	356	13	13	239	265
Union	230	119	349	52	73	125	0	0	224	224
Wyoming	153	24	177	14	7	21	0	0	156	156
<b><u>8th Class Counties</u></b>										
Cameron	196	39	235	1	29	30	1	0	204	205
Forest	52	25	77	16	3	19	0	0	58	58
Fulton	79	39	118	15	28	43	7	1	67	75
Montour	226	66	292	31	22	53	0	0	239	239
Potter	177	73	250	7	90	97	3	1	149	153
Sullivan	24	7	31	1	1	2	0	0	29	29

# 2021 Magisterial District Judge State Totals

## Civil

Cases Pending 1/1/21	36,868	Age of Pending Cases		
New Cases Filed	102,225	<b>0-60 Days</b>	12,670	40.2%
Bankruptcy Status Change	4	<b>61-120 Days</b>	4,056	12.9%
		<b>121-180 Days</b>	2,209	7.0%
<b>Cases Available for Processing</b>	<b>139,097</b>	<b>181-240 Days</b>	902	2.9%
		<b>241-300 Days</b>	596	1.9%
<b>Cases Processed and Inactive</b>	<b>107,584</b>	<b>301-360 Days</b>	326	1.0%
		<b>Over 360 Days</b>	10,755	34.1%
<b>Cases Pending 12/31/21</b>	<b>31,514</b>	<b>Total</b>	<b>31,514</b>	



* <i>Default Judgment Plaintiff</i>	45,139	(98.6%)
<i>Default Judgment Defendant</i>	662	(1.4%)
** <i>Hearing for Plaintiff</i>	15,092	(69.3%)
<i>Hearing for Defendant</i>	6,700	(30.7%)

For the most recent data, visit the AOPC website at <http://www.pacourts.us/news-and-statistics/research-and-statistics/dashboard-table-of-contents/magisterial-district-courts-statewide-dashboard>

Magisterial District Judge - 2021 Civil Available for Processing

	Cases Pending 1/1/21	New Cases Filed	Bankruptcy Status Change	Cases Available for Processing	Cases Processed	Cases Pending 12/31/21
<b><u>2nd Class County</u></b>						
Allegheny	3,894	12,070	0	15,964	12,769	3,195
<b><u>2A Class Counties</u></b>						
Bucks	1,131	5,343	0	6,474	5,521	953
Delaware	3,891	5,892	0	9,783	6,917	2,866
Montgomery	3,396	6,437	0	9,833	6,575	3,258
<b><u>3rd Class Counties</u></b>						
Berks	1,139	3,779	0	4,918	3,894	1,024
Chester	857	2,949	0	3,806	3,109	697
Cumberland	487	1,870	0	2,357	1,913	444
Dauphin	1,158	3,269	1	4,428	3,244	1,184
Erie	836	2,462	0	3,298	2,566	732
Lackawanna	1,172	2,633	0	3,805	2,709	1,096
Lancaster	1,145	3,565	0	4,710	3,664	1,046
Lehigh	1,126	3,641	0	4,767	3,831	936
Luzerne	1,942	4,082	0	6,024	4,404	1,620
Northampton	1,075	2,907	0	3,982	3,100	882
Westmoreland	1,381	3,466	1	4,848	3,743	1,106
York	1,145	4,168	0	5,313	4,315	998
<b><u>4th Class Counties</u></b>						
Beaver	1,098	1,487	0	2,585	2,038	547
Butler	540	1,415	0	1,955	1,484	471
Cambria	261	1,127	0	1,388	1,146	242
Centre	185	586	2	773	594	179
Fayette	364	1,380	0	1,744	1,442	302
Franklin	356	1,144	0	1,500	1,173	327
Monroe	772	2,708	0	3,480	2,778	702
Schuylkill	426	1,608	0	2,034	1,715	319
Washington	608	1,850	0	2,458	1,877	581
<b><u>5th Class Counties</u></b>						
Adams	275	777	0	1,052	868	184
Blair	296	1,359	0	1,655	1,377	278
Lawrence	218	701	0	919	733	186
Lebanon	510	1,093	0	1,603	1,135	468
Lycoming	238	1,116	0	1,354	1,133	221
Mercer	270	906	0	1,176	923	253
Northumberland	530	946	0	1,476	1,043	433

Magisterial District Judge - 2021 Civil Available for Processing

	Cases Pending 1/1/21	New Cases Filed	Bankruptcy Status Change	Cases Available for Processing	Cases Processed	Cases Pending 12/31/21
<b><u>6th Class Counties</u></b>						
Armstrong	129	491	0	620	524	96
Bedford	178	408	0	586	407	179
Bradford	172	960	0	1,132	1,006	126
Carbon	237	849	0	1,086	886	200
Clarion	69	288	0	357	310	47
Clearfield	419	724	0	1,143	711	432
Clinton	52	264	0	316	265	51
Columbia	139	663	0	802	673	129
Crawford	261	679	0	940	678	262
Elk	230	207	0	437	227	210
Greene	64	354	0	418	342	76
Huntingdon	68	344	0	412	354	58
Indiana	195	657	0	852	672	180
Jefferson	106	296	0	402	319	83
McKean	84	403	0	487	399	88
Mifflin	74	395	0	469	392	77
Perry	109	318	0	427	339	88
Pike	358	965	0	1,323	1,042	281
Somerset	149	744	0	893	759	134
Susquehanna	60	371	0	431	371	60
Tioga	53	299	0	352	285	67
Venango	128	457	0	585	487	98
Warren	187	304	0	491	310	181
Wayne	176	556	0	732	579	153
<b><u>7th Class Counties</u></b>						
Juniata	73	158	0	231	168	63
Snyder	110	274	0	384	311	73
Union	35	199	0	234	184	50
Wyoming	47	276	0	323	276	47
<b><u>8th Class Counties</u></b>						
Cameron	15	39	0	54	30	24
Forest	19	42	0	61	41	20
Fulton	40	153	0	193	159	34
Montour	80	203	0	283	194	89
Potter	20	115	0	135	116	19
Sullivan	10	34	0	44	35	9

Magisterial District Judge - 2021 Civil Processed and Inactive

	Default Judgment Defendant	%	Hearing for Plaintiff	%	Dismissed	%	Withdrawn	%	Settled	%
<b><u>2nd Class County</u></b>										
Allegheny	127	1.0	1,866	14.6	1,279	10.0	1,642	12.9	724	5.7
<b><u>2A Class Counties</u></b>										
Bucks	18	0.3	801	14.5	567	10.3	797	14.4	344	6.2
Delaware	39	0.6	1,116	16.1	881	12.7	870	12.6	348	5.0
Montgomery	16	0.2	1,098	16.7	715	10.9	879	13.4	518	7.9
<b><u>3rd Class Counties</u></b>										
Berks	19	0.5	341	8.8	371	9.5	401	10.3	250	6.4
Chester	31	1.0	418	13.4	331	10.6	442	14.2	224	7.2
Cumberland	1	0.1	198	10.4	273	14.3	214	11.2	148	7.7
Dauphin	17	0.5	603	18.6	337	10.4	352	10.9	195	6.0
Erie	14	0.5	661	25.8	233	9.1	258	10.1	174	6.8
Lackawanna	17	0.6	474	17.5	210	7.8	352	13.0	179	6.6
Lancaster	21	0.6	371	10.1	500	13.6	371	10.1	262	7.2
Lehigh	14	0.4	486	12.7	619	16.2	364	9.5	219	5.7
Luzerne	38	0.9	720	16.3	411	9.3	578	13.1	323	7.3
Northampton	17	0.5	376	12.1	467	15.1	300	9.7	185	6.0
Westmoreland	29	0.8	779	20.8	479	12.8	471	12.6	220	5.9
York	25	0.6	320	7.4	522	12.1	359	8.3	261	6.0
<b><u>4th Class Counties</u></b>										
Beaver	10	0.5	450	22.1	590	28.9	190	9.3	84	4.1
Butler	6	0.4	167	11.3	130	8.8	168	11.3	74	5.0
Cambria	7	0.6	156	13.6	99	8.6	129	11.3	75	6.5
Centre	1	0.2	114	19.2	54	9.1	78	13.1	35	5.9
Fayette	8	0.6	206	14.3	137	9.5	164	11.4	52	3.6
Franklin	11	0.9	265	22.6	143	12.2	128	10.9	80	6.8
Monroe	25	0.9	277	10.0	425	15.3	299	10.8	116	4.2
Schuylkill	9	0.5	331	19.3	175	10.2	186	10.8	72	4.2
Washington	9	0.5	371	19.8	183	9.7	196	10.4	116	6.2
<b><u>5th Class Counties</u></b>										
Adams	4	0.5	55	6.3	132	15.2	95	10.9	59	6.8
Blair	17	1.2	97	7.0	135	9.8	155	11.3	86	6.2
Lawrence	0	--	53	7.2	84	11.5	82	11.2	24	3.3
Lebanon	4	0.4	85	7.5	143	12.6	115	10.1	60	5.3
Lycoming	8	0.7	183	16.2	120	10.6	132	11.7	88	7.8
Mercer	6	0.7	82	8.9	61	6.6	100	10.8	43	4.7
Northumberland	0	--	120	11.5	115	11.0	102	9.8	42	4.0

Magisterial District Judge - 2021 Civil Processed and Inactive

	Hearing for Defendant	%	Uncategorized	%	Default Judgment Plaintiff	%	Pre-Dispositional Other	%	Cases Processed
<b><u>2nd Class County</u></b>									
Allegheny	800	6.3	1,043	8.2	5,259	41.2	29	0.2	12,769
<b><u>2A Class Counties</u></b>									
Bucks	376	6.8	498	9.0	2,114	38.3	6	0.1	5,521
Delaware	355	5.1	512	7.4	2,783	40.2	13	0.2	6,917
Montgomery	412	6.3	652	9.9	2,274	34.6	11	0.2	6,575
<b><u>3rd Class Counties</u></b>									
Berks	232	6.0	306	7.9	1,966	50.5	8	0.2	3,894
Chester	216	6.9	238	7.7	1,204	38.7	5	0.2	3,109
Cumberland	123	6.4	136	7.1	817	42.7	3	0.2	1,913
Dauphin	199	6.1	221	6.8	1,313	40.5	7	0.2	3,244
Erie	126	4.9	138	5.4	948	36.9	14	0.5	2,566
Lackawanna	237	8.7	104	3.8	1,121	41.4	15	0.6	2,709
Lancaster	299	8.2	405	11.1	1,430	39.0	5	0.1	3,664
Lehigh	266	6.9	481	12.6	1,377	35.9	5	0.1	3,831
Luzerne	295	6.7	231	5.2	1,792	40.7	16	0.4	4,404
Northampton	231	7.5	297	9.6	1,220	39.4	7	0.2	3,100
Westmoreland	226	6.0	236	6.3	1,297	34.7	6	0.2	3,743
York	244	5.7	450	10.4	2,132	49.4	2	<0.1	4,315
<b><u>4th Class Counties</u></b>									
Beaver	92	4.5	56	2.7	563	27.6	3	0.1	2,038
Butler	98	6.6	74	5.0	758	51.1	9	0.6	1,484
Cambria	60	5.2	80	7.0	534	46.6	6	0.5	1,146
Centre	48	8.1	32	5.4	230	38.7	2	0.3	594
Fayette	82	5.7	140	9.7	647	44.9	6	0.4	1,442
Franklin	70	6.0	78	6.6	395	33.7	3	0.3	1,173
Monroe	219	7.9	441	15.9	966	34.8	10	0.4	2,778
Schuylkill	117	6.8	158	9.2	664	38.7	3	0.2	1,715
Washington	117	6.2	94	5.0	789	42.0	2	0.1	1,877
<b><u>5th Class Counties</u></b>									
Adams	41	4.7	57	6.6	423	48.7	2	0.2	868
Blair	74	5.4	85	6.2	724	52.6	4	0.3	1,377
Lawrence	65	8.9	56	7.6	369	50.3	0	--	733
Lebanon	76	6.7	90	7.9	560	49.3	2	0.2	1,135
Lycoming	54	4.8	100	8.8	445	39.3	3	0.3	1,133
Mercer	51	5.5	53	5.7	523	56.7	4	0.4	923
Northumberland	55	5.3	34	3.3	575	55.1	0	--	1,043



Magisterial District Judge - 2021 Civil Processed and Inactive

	Default Judgment Defendant	%	Hearing for Plaintiff	%	Dismissed	%	Withdrawn	%	Settled	%
<b><u>6th Class Counties</u></b>										
Armstrong	1	0.2	53	10.1	38	7.3	56	10.7	21	4.0
Bedford	1	0.2	39	9.6	26	6.4	45	11.1	34	8.4
Bradford	4	0.4	84	8.3	72	7.2	149	14.8	59	5.9
Carbon	7	0.8	97	10.9	86	9.7	99	11.2	76	8.6
Clarion	1	0.3	31	10.0	25	8.1	32	10.3	19	6.1
Clearfield	2	0.3	85	12.0	53	7.5	59	8.3	49	6.9
Clinton	1	0.4	40	15.1	25	9.4	19	7.2	14	5.3
Columbia	2	0.3	56	8.3	74	11.0	66	9.8	44	6.5
Crawford	4	0.6	75	11.1	47	6.9	83	12.2	34	5.0
Elk	0	--	18	7.9	6	2.6	24	10.6	10	4.4
Greene	0	--	47	13.7	49	14.3	35	10.2	17	5.0
Huntingdon	0	--	24	6.8	17	4.8	61	17.2	14	4.0
Indiana	11	1.6	70	10.4	48	7.1	109	16.2	30	4.5
Jefferson	3	0.9	31	9.7	28	8.8	31	9.7	15	4.7
McKean	2	0.5	24	6.0	19	4.8	34	8.5	45	11.3
Mifflin	6	1.5	32	8.2	18	4.6	31	7.9	31	7.9
Perry	3	0.9	22	6.5	34	10.0	37	10.9	15	4.4
Pike	8	0.8	110	10.6	174	16.7	113	10.8	82	7.9
Somerset	1	0.1	102	13.4	52	6.9	80	10.5	70	9.2
Susquehanna	5	1.3	73	19.7	22	5.9	50	13.5	37	10.0
Tioga	0	--	28	9.8	29	10.2	50	17.5	9	3.2
Venango	0	--	46	9.4	64	13.1	59	12.1	19	3.9
Warren	1	0.3	40	12.9	16	5.2	51	16.5	32	10.3
Wayne	10	1.7	74	12.8	65	11.2	58	10.0	34	5.9
<b><u>7th Class Counties</u></b>										
Juniata	2	1.2	22	13.1	8	4.8	11	6.5	24	14.3
Snyder	1	0.3	27	8.7	58	18.6	42	13.5	20	6.4
Union	0	--	9	4.9	9	4.9	17	9.2	21	11.4
Wyoming	7	2.5	34	12.3	18	6.5	35	12.7	25	9.1
<b><u>8th Class Counties</u></b>										
Cameron	1	3.3	5	16.7	3	10.0	5	16.7	1	3.3
Forest	0	--	3	7.3	4	9.8	7	17.1	2	4.9
Fulton	2	1.3	10	6.3	6	3.8	16	10.1	25	15.7
Montour	5	2.6	27	13.9	32	16.5	36	18.6	10	5.2
Potter	2	1.7	9	7.8	6	5.2	11	9.5	10	8.6
Sullivan	1	2.9	5	14.3	2	5.7	3	8.6	2	5.7

Magisterial District Judge - 2021 Civil Processed and Inactive

	Hearing for Defendant	%	Uncategorized	%	Default Judgment Plaintiff	%	Pre-Dispositional Other	%	Cases Processed
<b><u>6th Class Counties</u></b>									
Armstrong	31	5.9	22	4.2	300	57.3	2	0.4	524
Bedford	19	4.7	18	4.4	224	55.0	1	0.2	407
Bradford	26	2.6	51	5.1	561	55.8	0	--	1,006
Carbon	70	7.9	31	3.5	416	47.0	4	0.5	886
Clarion	21	6.8	5	1.6	176	56.8	0	--	310
Clearfield	30	4.2	40	5.6	391	55.0	2	0.3	711
Clinton	29	10.9	23	8.7	114	43.0	0	--	265
Columbia	39	5.8	44	6.5	348	51.7	0	--	673
Crawford	55	8.1	37	5.5	339	50.0	4	0.6	678
Elk	10	4.4	0	--	159	70.0	0	--	227
Greene	11	3.2	27	7.9	155	45.3	1	0.3	342
Huntingdon	28	7.9	14	4.0	196	55.4	0	--	354
Indiana	44	6.5	28	4.2	329	49.0	3	0.4	672
Jefferson	22	6.9	21	6.6	165	51.7	3	0.9	319
McKean	18	4.5	15	3.8	241	60.4	1	0.3	399
Mifflin	16	4.1	18	4.6	240	61.2	0	--	392
Perry	18	5.3	20	5.9	189	55.8	1	0.3	339
Pike	44	4.2	118	11.3	393	37.7	0	--	1,042
Somerset	33	4.3	67	8.8	352	46.4	2	0.3	759
Susquehanna	31	8.4	7	1.9	144	38.8	2	0.5	371
Tioga	18	6.3	7	2.5	144	50.5	0	--	285
Venango	20	4.1	84	17.2	192	39.4	3	0.6	487
Warren	15	4.8	3	1.0	152	49.0	0	--	310
Wayne	27	4.7	59	10.2	250	43.2	2	0.3	579
<b><u>7th Class Counties</u></b>									
Juniata	2	1.2	3	1.8	95	56.5	1	0.6	168
Snyder	13	4.2	15	4.8	134	43.1	1	0.3	311
Union	14	7.6	2	1.1	112	60.9	0	--	184
Wyoming	16	5.8	12	4.3	129	46.7	0	--	276
<b><u>8th Class Counties</u></b>									
Cameron	1	3.3	0	--	14	46.7	0	--	30
Forest	1	2.4	1	2.4	23	56.1	0	--	41
Fulton	7	4.4	2	1.3	90	56.6	1	0.6	159
Montour	5	2.6	3	1.5	76	39.2	0	--	194
Potter	4	3.4	1	0.9	73	62.9	0	--	116
Sullivan	6	17.1	5	14.3	11	31.4	0	--	35

Magisterial District Judge - 2021 Age of Pending Civil

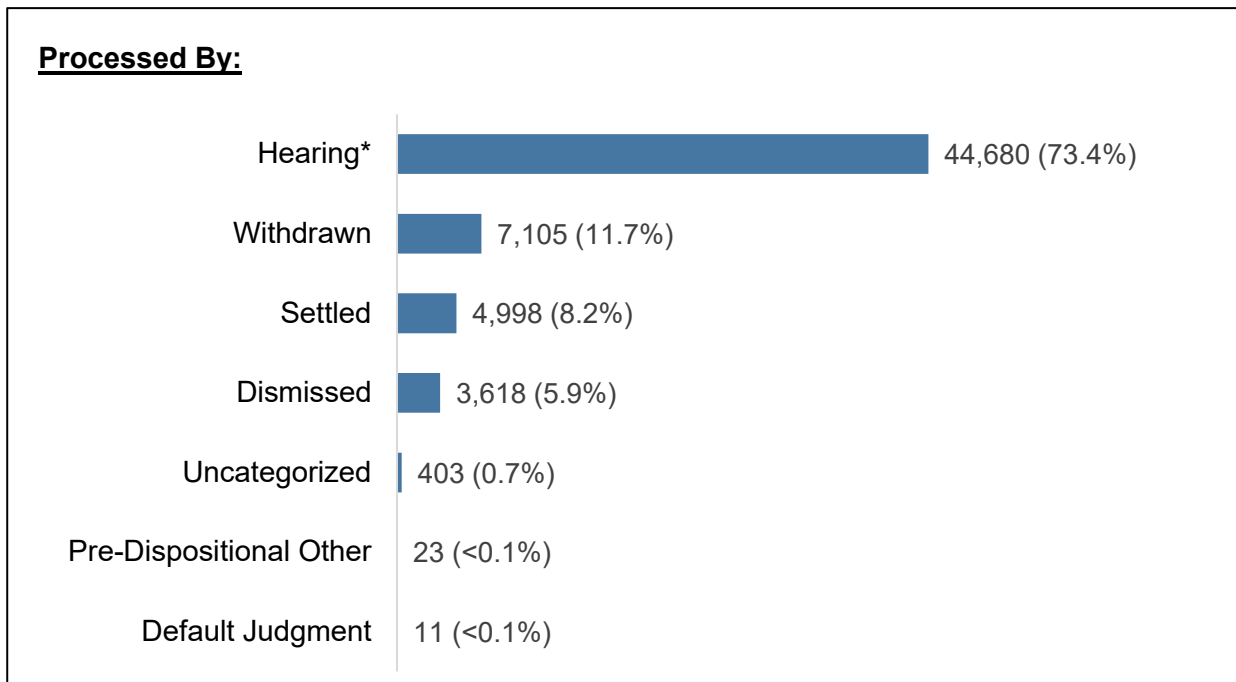
	0-60 Days	%	61-120 Days	%	121-180 Days	%	181-240 Days	%	241-300 Days	%	301-360 Days	%	Over 360 Days	%
<b><u>2nd Class County</u></b>														
Allegheny	1,679	52.6	564	17.7	220	6.9	70	2.2	53	1.7	30	0.9	579	18.1
<b><u>2A Class Counties</u></b>														
Bucks	573	60.1	161	16.9	72	7.6	23	2.4	23	2.4	8	0.8	93	9.8
Delaware	832	29.0	323	11.3	237	8.3	120	4.2	91	3.2	51	1.8	1,212	42.3
Montgomery	756	23.2	446	13.7	218	6.7	87	2.7	55	1.7	33	1.0	1,663	51.0
<b><u>3rd Class Counties</u></b>														
Berks	505	49.3	118	11.5	85	8.3	30	2.9	15	1.5	5	0.5	266	26.0
Chester	392	56.2	104	14.9	50	7.2	25	3.6	10	1.4	3	0.4	113	16.2
Cumberland	239	53.8	89	20.0	36	8.1	15	3.4	7	1.6	4	0.9	54	12.2
Dauphin	422	35.6	138	11.7	82	6.9	36	3.0	44	3.7	18	1.5	444	37.5
Erie	247	33.7	77	10.5	32	4.4	32	4.4	9	1.2	4	0.5	331	45.2
Lackawanna	352	32.1	130	11.9	70	6.4	48	4.4	33	3.0	22	2.0	441	40.2
Lancaster	462	44.2	108	10.3	72	6.9	41	3.9	20	1.9	11	1.1	332	31.7
Lehigh	462	49.4	161	17.2	96	10.3	41	4.4	24	2.6	14	1.5	138	14.7
Luzerne	518	32.0	181	11.2	128	7.9	54	3.3	50	3.1	35	2.2	654	40.4
Northampton	370	42.0	129	14.6	74	8.4	30	3.4	20	2.3	9	1.0	250	28.3
Westmoreland	407	36.8	136	12.3	59	5.3	14	1.3	13	1.2	6	0.5	471	42.6
York	472	47.3	114	11.4	43	4.3	16	1.6	9	0.9	2	0.2	342	34.3
<b><u>4th Class Counties</u></b>														
Beaver	165	30.2	68	12.4	46	8.4	20	3.7	9	1.6	11	2.0	228	41.7
Butler	140	29.7	45	9.6	21	4.5	4	0.8	5	1.1	3	0.6	253	53.7
Cambria	144	59.5	23	9.5	10	4.1	2	0.8	0	--	0	--	63	26.0
Centre	74	41.3	17	9.5	11	6.1	2	1.1	1	0.6	0	--	74	41.3
Fayette	170	56.3	46	15.2	22	7.3	11	3.6	1	0.3	1	0.3	51	16.9
Franklin	140	42.8	40	12.2	21	6.4	11	3.4	6	1.8	0	--	109	33.3
Monroe	308	43.9	143	20.4	68	9.7	37	5.3	26	3.7	13	1.9	107	15.2
Schuylkill	166	52.0	55	17.2	17	5.3	12	3.8	5	1.6	4	1.3	60	18.8
Washington	252	43.4	70	12.0	47	8.1	9	1.5	7	1.2	3	0.5	193	33.2
<b><u>5th Class Counties</u></b>														
Adams	116	63.0	20	10.9	13	7.1	1	0.5	2	1.1	2	1.1	30	16.3
Blair	170	61.2	25	9.0	24	8.6	4	1.4	4	1.4	0	--	51	18.3
Lawrence	125	67.2	22	11.8	12	6.5	3	1.6	1	0.5	1	0.5	22	11.8
Lebanon	123	26.3	34	7.3	21	4.5	7	1.5	2	0.4	1	0.2	280	59.8
Lycoming	121	54.8	28	12.7	17	7.7	6	2.7	1	0.5	0	--	48	21.7
Mercer	98	38.7	26	10.3	18	7.1	2	0.8	3	1.2	0	--	106	41.9
Northumberland	149	34.4	21	4.8	19	4.4	13	3.0	8	1.8	1	0.2	222	51.3

Magisterial District Judge - 2021 Age of Pending Civil

	0-60 Days	%	61-120 Days	%	121-180 Days	%	181-240 Days	%	241-300 Days	%	301-360 Days	%	Over 360 Days	%
<b><u>6th Class Counties</u></b>														
Armstrong	58	60.4	13	13.5	10	10.4	2	2.1	1	1.0	2	2.1	10	10.4
Bedford	32	17.9	12	6.7	7	3.9	2	1.1	0	--	0	--	126	70.4
Bradford	48	38.1	21	16.7	22	17.5	1	0.8	5	4.0	1	0.8	28	22.2
Carbon	125	62.5	23	11.5	26	13.0	4	2.0	7	3.5	1	0.5	14	7.0
Clarion	21	44.7	4	8.5	4	8.5	1	2.1	0	--	2	4.3	15	31.9
Clearfield	87	20.1	23	5.3	19	4.4	10	2.3	1	0.2	2	0.5	290	67.1
Clinton	33	64.7	5	9.8	3	5.9	0	--	0	--	1	2.0	9	17.6
Columbia	91	70.5	20	15.5	9	7.0	2	1.6	0	--	2	1.6	5	3.9
Crawford	72	27.5	16	6.1	12	4.6	7	2.7	1	0.4	0	--	154	58.8
Elk	16	7.6	1	0.5	4	1.9	1	0.5	0	--	0	--	188	89.5
Greene	48	63.2	14	18.4	6	7.9	3	3.9	1	1.3	0	--	4	5.3
Huntingdon	27	46.6	14	24.1	6	10.3	0	--	1	1.7	0	--	10	17.2
Indiana	86	47.8	15	8.3	8	4.4	10	5.6	3	1.7	4	2.2	54	30.0
Jefferson	35	42.2	8	9.6	3	3.6	2	2.4	1	1.2	0	--	34	41.0
McKean	52	59.1	9	10.2	10	11.4	2	2.3	0	--	0	--	15	17.0
Mifflin	33	42.9	7	9.1	1	1.3	1	1.3	1	1.3	0	--	34	44.2
Perry	37	42.0	10	11.4	7	8.0	0	--	0	--	3	3.4	31	35.2
Pike	124	44.1	52	18.5	22	7.8	6	2.1	0	--	3	1.1	74	26.3
Somerset	79	59.0	18	13.4	5	3.7	2	1.5	2	1.5	0	--	28	20.9
Susquehanna	38	63.3	9	15.0	6	10.0	3	5.0	2	3.3	0	--	2	3.3
Tioga	32	47.8	8	11.9	4	6.0	0	--	2	3.0	0	--	21	31.3
Venango	42	42.9	19	19.4	7	7.1	3	3.1	2	2.0	1	1.0	24	24.5
Warren	36	19.9	9	5.0	6	3.3	0	--	2	1.1	3	1.7	125	69.1
Wayne	64	41.8	36	23.5	21	13.7	4	2.6	4	2.6	0	--	24	15.7
<b><u>7th Class Counties</u></b>														
Juniata	14	22.2	3	4.8	2	3.2	4	6.3	0	--	1	1.6	39	61.9
Snyder	33	45.2	4	5.5	4	5.5	1	1.4	0	--	0	--	31	42.5
Union	27	54.0	3	6.0	2	4.0	2	4.0	1	2.0	0	--	15	30.0
Wyoming	34	72.3	7	14.9	3	6.4	1	2.1	0	--	0	--	2	4.3
<b><u>8th Class Counties</u></b>														
Cameron	14	58.3	0	--	1	4.2	1	4.2	0	--	0	--	8	33.3
Forest	10	50.0	1	5.0	0	--	0	--	0	--	1	5.0	8	40.0
Fulton	20	58.8	0	--	1	2.9	0	--	0	--	0	--	13	38.2
Montour	30	33.7	10	11.2	7	7.9	1	1.1	1	1.1	2	2.2	38	42.7
Potter	14	73.7	0	--	0	--	0	--	1	5.3	2	10.5	2	10.5
Sullivan	9	100.0	0	--	0	--	0	--	0	--	0	--	0	--

## 2021 Magisterial District Judge State Totals Landlord/Tenant

Cases Pending 1/1/21	8,537	Age of Pending Cases		
New Cases Filed	59,783	<b>0-60 Days</b>	3,701	49.5%
Closed Case Status Change	0	<b>61-120 Days</b>	314	4.2%
		<b>121-180 Days</b>	116	1.6%
<b>Cases Available for Processing</b>	<b>68,320</b>	<b>181-240 Days</b>	53	0.7%
		<b>241-300 Days</b>	26	0.3%
<b>Cases Processed and Inactive</b>	<b>60,838</b>	<b>301-360 Days</b>	39	0.5%
		<b>Over 360 Days</b>	3,233	43.2%
<b>Cases Pending 12/31/21</b>	<b>7,482</b>	<b>Total</b>	<b>7,482</b>	



* Hearing for Plaintiff	43,412	(97.2%)
Hearing for Defendant	1,268	(2.8%)

For the most recent data, visit the AOPC website at <http://www.pacourts.us/news-and-statistics/research-and-statistics/dashboard-table-of-contents/magisterial-district-courts-statewide-dashboard>

Magisterial District Judge - 2021 Landlord/Tenant Available for Processing

	Cases Pending 1/1/21	New Cases Filed	Closed Case Status Change	Cases Available for Processing	Cases Processed	Cases Pending 12/31/21
<b><u>2nd Class County</u></b>						
Allegheny	1,327	5,836	0	7,163	5,842	1,321
<b><u>2A Class Counties</u></b>						
Bucks	414	2,863	0	3,277	3,060	217
Delaware	938	3,980	0	4,918	4,093	825
Montgomery	942	4,534	0	5,476	4,490	986
<b><u>3rd Class Counties</u></b>						
Berks	484	2,754	0	3,238	2,912	326
Chester	134	1,793	0	1,927	1,753	174
Cumberland	82	1,341	0	1,423	1,318	105
Dauphin	488	4,841	0	5,329	4,834	495
Erie	160	1,864	0	2,024	1,895	129
Lackawanna	214	1,464	0	1,678	1,465	213
Lancaster	332	2,491	0	2,823	2,590	233
Lehigh	292	4,709	0	5,001	4,747	254
Luzerne	283	1,807	0	2,090	1,864	226
Northampton	241	1,860	0	2,101	1,898	203
Westmoreland	257	1,168	0	1,425	1,210	215
York	413	4,253	0	4,666	4,305	361
<b><u>4th Class Counties</u></b>						
Beaver	139	806	0	945	859	86
Butler	75	397	0	472	396	76
Cambria	82	519	0	601	561	40
Centre	53	301	0	354	323	31
Fayette	35	459	0	494	460	34
Franklin	138	734	0	872	789	83
Monroe	74	831	0	905	852	53
Schuylkill	27	506	0	533	507	26
Washington	116	745	0	861	737	124
<b><u>5th Class Counties</u></b>						
Adams	16	210	0	226	215	11
Blair	58	694	0	752	697	55
Lawrence	50	388	0	438	420	18
Lebanon	70	657	0	727	670	57
Lycoming	41	601	0	642	603	39
Mercer	56	485	0	541	508	33
Northumberland	61	310	0	371	316	55

Magisterial District Judge - 2021 Landlord/Tenant Available for Processing

	Cases Pending 1/1/21	New Cases Filed	Closed Case Status Change	Cases Available for Processing	Cases Processed	Cases Pending 12/31/21
<b><u>6th Class Counties</u></b>						
Armstrong	9	94	0	103	98	5
Bedford	9	93	0	102	92	10
Bradford	13	198	0	211	197	14
Carbon	28	284	0	312	294	18
Clarion	4	52	0	56	48	8
Clearfield	38	133	0	171	136	35
Clinton	20	134	0	154	145	9
Columbia	32	366	0	398	359	39
Crawford	23	242	0	265	239	26
Elk	10	46	0	56	52	4
Greene	7	135	0	142	136	6
Huntingdon	2	88	0	90	88	2
Indiana	20	204	0	224	209	15
Jefferson	25	66	0	91	64	27
McKean	9	109	0	118	108	10
Mifflin	5	123	0	128	119	9
Perry	30	129	0	159	122	37
Pike	20	115	0	135	116	19
Somerset	15	142	0	157	148	9
Susquehanna	4	82	0	86	83	3
Tioga	13	115	0	128	124	4
Venango	43	129	0	172	145	27
Warren	13	101	0	114	102	12
Wayne	15	113	0	128	123	5
<b><u>7th Class Counties</u></b>						
Juniata	7	19	0	26	21	5
Snyder	4	53	0	57	55	2
Union	2	50	0	52	51	1
Wyoming	2	43	0	45	45	0
<b><u>8th Class Counties</u></b>						
Cameron	1	7	0	8	8	0
Forest	0	4	0	4	3	1
Fulton	9	29	0	38	34	4
Montour	11	59	0	70	58	12
Potter	2	18	0	20	20	0
Sullivan	0	7	0	7	7	0

Magisterial District Judge - 2021 Landlord/Tenant Processed and Inactive

	Hearing for Plaintiff	%	Settled	%	Withdrawn	%	Dismissed	%	Hearing for Defendant	%
<b><u>2nd Class County</u></b>										
Allegheny	3,359	57.5	492	8.4	1,086	18.6	737	12.6	152	2.6
<b><u>2A Class Counties</u></b>										
Bucks	1,951	63.8	132	4.3	807	26.4	105	3.4	58	1.9
Delaware	2,669	65.2	411	10.0	665	16.2	249	6.1	60	1.5
Montgomery	2,724	60.7	530	11.8	910	20.3	223	5.0	63	1.4
<b><u>3rd Class Counties</u></b>										
Berks	1,899	65.2	310	10.6	293	10.1	233	8.0	151	5.2
Chester	947	54.0	256	14.6	411	23.4	77	4.4	39	2.2
Cumberland	988	75.0	172	13.1	104	7.9	30	2.3	16	1.2
Dauphin	3,747	77.5	576	11.9	294	6.1	169	3.5	31	0.6
Erie	1,609	84.9	123	6.5	59	3.1	61	3.2	27	1.4
Lackawanna	1,147	78.3	62	4.2	120	8.2	95	6.5	24	1.6
Lancaster	1,848	71.4	195	7.5	353	13.6	124	4.8	59	2.3
Lehigh	3,675	77.4	347	7.3	310	6.5	343	7.2	60	1.3
Luzerne	1,418	76.1	72	3.9	122	6.5	155	8.3	76	4.1
Northampton	1,392	73.3	199	10.5	137	7.2	90	4.7	45	2.4
Westmoreland	1,002	82.8	49	4.0	68	5.6	58	4.8	15	1.2
York	3,187	74.0	587	13.6	301	7.0	169	3.9	51	1.2
<b><u>4th Class Counties</u></b>										
Beaver	712	82.9	24	2.8	41	4.8	67	7.8	13	1.5
Butler	276	69.7	12	3.0	51	12.9	26	6.6	25	6.3
Cambria	481	85.7	9	1.6	27	4.8	18	3.2	14	2.5
Centre	215	66.6	14	4.3	82	25.4	2	0.6	8	2.5
Fayette	360	78.3	35	7.6	28	6.1	21	4.6	5	1.1
Franklin	559	70.8	79	10.0	95	12.0	35	4.4	19	2.4
Monroe	637	74.8	32	3.8	58	6.8	75	8.8	43	5.0
Schuylkill	409	80.7	11	2.2	28	5.5	40	7.9	14	2.8
Washington	580	78.7	43	5.8	50	6.8	36	4.9	18	2.4
<b><u>5th Class Counties</u></b>										
Adams	144	67.0	29	13.5	11	5.1	20	9.3	11	5.1
Blair	542	77.8	23	3.3	59	8.5	41	5.9	15	2.2
Lawrence	331	78.8	1	0.2	26	6.2	53	12.6	7	1.7
Lebanon	496	74.0	41	6.1	62	9.3	67	10.0	4	0.6
Lycoming	457	75.8	12	2.0	86	14.3	30	5.0	15	2.5
Mercer	403	79.3	6	1.2	60	11.8	28	5.5	11	2.2
Northumberland	268	84.8	2	0.6	26	8.2	9	2.8	8	2.5



Magisterial District Judge - 2021 Landlord/Tenant Processed and Inactive

	Uncategorized	%	Pre-Dispositional Other	%	Default Judgment Plaintiff	%	Default Judgment Defendant	%	Cases Processed
<b><u>2nd Class County</u></b>									
Allegheny	14	0.2	2	<0.1	0	--	0	--	5,842
<b><u>2A Class Counties</u></b>									
Bucks	4	0.1	3	0.1	0	--	0	--	3,060
Delaware	38	0.9	1	<0.1	0	--	0	--	4,093
Montgomery	40	0.9	0	--	0	--	0	--	4,490
<b><u>3rd Class Counties</u></b>									
Berks	24	0.8	2	0.1	0	--	0	--	2,912
Chester	21	1.2	2	0.1	0	--	0	--	1,753
Cumberland	8	0.6	0	--	0	--	0	--	1,318
Dauphin	15	0.3	2	<0.1	0	--	0	--	4,834
Erie	16	0.8	0	--	0	--	0	--	1,895
Lackawanna	17	1.2	0	--	0	--	0	--	1,465
Lancaster	11	0.4	0	--	0	--	0	--	2,590
Lehigh	12	0.3	0	--	0	--	0	--	4,747
Luzerne	19	1.0	2	0.1	0	--	0	--	1,864
Northampton	35	1.8	0	--	0	--	0	--	1,898
Westmoreland	6	0.5	1	0.1	11	0.9	0	--	1,210
York	10	0.2	0	--	0	--	0	--	4,305
<b><u>4th Class Counties</u></b>									
Beaver	1	0.1	1	0.1	0	--	0	--	859
Butler	6	1.5	0	--	0	--	0	--	396
Cambria	12	2.1	0	--	0	--	0	--	561
Centre	1	0.3	1	0.3	0	--	0	--	323
Fayette	11	2.4	0	--	0	--	0	--	460
Franklin	2	0.3	0	--	0	--	0	--	789
Monroe	7	0.8	0	--	0	--	0	--	852
Schuylkill	5	1.0	0	--	0	--	0	--	507
Washington	9	1.2	1	0.1	0	--	0	--	737
<b><u>5th Class Counties</u></b>									
Adams	0	--	0	--	0	--	0	--	215
Blair	17	2.4	0	--	0	--	0	--	697
Lawrence	2	0.5	0	--	0	--	0	--	420
Lebanon	0	--	0	--	0	--	0	--	670
Lycoming	3	0.5	0	--	0	--	0	--	603
Mercer	0	--	0	--	0	--	0	--	508
Northumberland	3	0.9	0	--	0	--	0	--	316

Magisterial District Judge - 2021 Landlord/Tenant Processed and Inactive

	Hearing for Plaintiff		Settled		Withdrawn		Dismissed		Hearing for Defendant	
		%		%		%		%		%
<b><u>6th Class Counties</u></b>										
Armstrong	77	78.6	4	4.1	2	2.0	7	7.1	3	3.1
Bedford	70	76.1	6	6.5	7	7.6	2	2.2	5	5.4
Bradford	164	83.2	4	2.0	11	5.6	13	6.6	4	2.0
Carbon	252	85.7	12	4.1	10	3.4	9	3.1	9	3.1
Clarion	36	75.0	4	8.3	1	2.1	5	10.4	2	4.2
Clearfield	123	90.4	5	3.7	3	2.2	3	2.2	2	1.5
Clinton	121	83.4	3	2.1	13	9.0	3	2.1	5	3.4
Columbia	283	78.8	4	1.1	47	13.1	8	2.2	13	3.6
Crawford	190	79.5	5	2.1	28	11.7	7	2.9	3	1.3
Elk	47	90.4	0	--	2	3.8	2	3.8	1	1.9
Greene	110	80.9	9	6.6	4	2.9	6	4.4	3	2.2
Huntingdon	61	69.3	3	3.4	14	15.9	4	4.5	4	4.5
Indiana	170	81.3	8	3.8	21	10.0	6	2.9	2	1.0
Jefferson	52	81.3	0	--	3	4.7	4	6.3	5	7.8
McKean	94	87.0	5	4.6	0	--	6	5.6	1	0.9
Mifflin	102	85.7	2	1.7	11	9.2	1	0.8	3	2.5
Perry	98	80.3	10	8.2	7	5.7	3	2.5	4	3.3
Pike	101	87.1	2	1.7	8	6.9	2	1.7	1	0.9
Somerset	110	74.3	5	3.4	17	11.5	2	1.4	10	6.8
Susquehanna	72	86.7	1	1.2	2	2.4	3	3.6	5	6.0
Tioga	87	70.2	3	2.4	24	19.4	8	6.5	1	0.8
Venango	124	85.5	4	2.8	6	4.1	6	4.1	3	2.1
Warren	86	84.3	3	2.9	4	3.9	6	5.9	3	2.9
Wayne	100	81.3	1	0.8	11	8.9	5	4.1	6	4.9
<b><u>7th Class Counties</u></b>										
Juniata	20	95.2	0	--	1	4.8	0	--	0	--
Snyder	41	74.5	2	3.6	4	7.3	6	10.9	2	3.6
Union	40	78.4	2	3.9	5	9.8	1	2.0	3	5.9
Wyoming	39	86.7	1	2.2	2	4.4	0	--	3	6.7
<b><u>8th Class Counties</u></b>										
Cameron	7	87.5	0	--	1	12.5	0	--	0	--
Forest	3	100.0	0	--	0	--	0	--	0	--
Fulton	27	79.4	3	8.8	2	5.9	1	2.9	1	2.9
Montour	49	84.5	0	--	4	6.9	3	5.2	2	3.4
Potter	17	85.0	1	5.0	0	--	0	--	2	10.0
Sullivan	7	100.0	0	--	0	--	0	--	0	--

Magisterial District Judge - 2021 Landlord/Tenant Processed and Inactive

	Uncategorized	%	Pre-Dispositional Other	%	Default Judgment Plaintiff	%	Default Judgment Defendant	%	Cases Processed
<b><u>6th Class Counties</u></b>									
Armstrong	5	5.1	0	--	0	--	0	--	98
Bedford	2	2.2	0	--	0	--	0	--	92
Bradford	1	0.5	0	--	0	--	0	--	197
Carbon	1	0.3	1	0.3	0	--	0	--	294
Clarion	0	--	0	--	0	--	0	--	48
Clearfield	0	--	0	--	0	--	0	--	136
Clinton	0	--	0	--	0	--	0	--	145
Columbia	4	1.1	0	--	0	--	0	--	359
Crawford	5	2.1	1	0.4	0	--	0	--	239
Elk	0	--	0	--	0	--	0	--	52
Greene	2	1.5	2	1.5	0	--	0	--	136
Huntingdon	2	2.3	0	--	0	--	0	--	88
Indiana	2	1.0	0	--	0	--	0	--	209
Jefferson	0	--	0	--	0	--	0	--	64
McKean	2	1.9	0	--	0	--	0	--	108
Mifflin	0	--	0	--	0	--	0	--	119
Perry	0	--	0	--	0	--	0	--	122
Pike	1	0.9	1	0.9	0	--	0	--	116
Somerset	4	2.7	0	--	0	--	0	--	148
Susquehanna	0	--	0	--	0	--	0	--	83
Tioga	1	0.8	0	--	0	--	0	--	124
Venango	2	1.4	0	--	0	--	0	--	145
Warren	0	--	0	--	0	--	0	--	102
Wayne	0	--	0	--	0	--	0	--	123
<b><u>7th Class Counties</u></b>									
Juniata	0	--	0	--	0	--	0	--	21
Snyder	0	--	0	--	0	--	0	--	55
Union	0	--	0	--	0	--	0	--	51
Wyoming	0	--	0	--	0	--	0	--	45
<b><u>8th Class Counties</u></b>									
Cameron	0	--	0	--	0	--	0	--	8
Forest	0	--	0	--	0	--	0	--	3
Fulton	0	--	0	--	0	--	0	--	34
Montour	0	--	0	--	0	--	0	--	58
Potter	0	--	0	--	0	--	0	--	20
Sullivan	0	--	0	--	0	--	0	--	7

Magisterial District Judge - 2021 Age of Pending Landlord/Tenant

	0-60 Days	%	61-120 Days	%	121-180 Days	%	181-240 Days	%	241-300 Days	%	301-360 Days	%	Over 360 Days	%
<b><u>2nd Class County</u></b>														
Allegheny	696	52.7	166	12.6	73	5.5	28	2.1	9	0.7	15	1.1	334	25.3
<b><u>2A Class Counties</u></b>														
Bucks	203	93.5	6	2.8	0	--	1	0.5	0	--	0	--	7	3.2
Delaware	345	41.8	21	2.5	7	0.8	7	0.8	1	0.1	1	0.1	443	53.7
Montgomery	335	34.0	22	2.2	8	0.8	3	0.3	0	--	3	0.3	615	62.4
<b><u>3rd Class Counties</u></b>														
Berks	202	62.0	23	7.1	9	2.8	1	0.3	1	0.3	0	--	90	27.6
Chester	129	74.1	15	8.6	2	1.1	2	1.1	2	1.1	0	--	24	13.8
Cumberland	70	66.7	2	1.9	0	--	1	1.0	1	1.0	0	--	31	29.5
Dauphin	273	55.2	0	--	0	--	0	--	1	0.2	3	0.6	218	44.0
Erie	52	40.3	0	--	0	--	1	0.8	1	0.8	1	0.8	74	57.4
Lackawanna	90	42.3	8	3.8	1	0.5	0	--	0	--	1	0.5	113	53.1
Lancaster	124	53.2	5	2.1	0	--	0	--	0	--	0	--	104	44.6
Lehigh	241	94.9	4	1.6	1	0.4	0	--	0	--	0	--	8	3.1
Luzerne	104	46.0	2	0.9	4	1.8	1	0.4	0	--	0	--	115	50.9
Northampton	80	39.4	3	1.5	1	0.5	1	0.5	1	0.5	1	0.5	116	57.1
Westmoreland	67	31.2	8	3.7	1	0.5	3	1.4	1	0.5	1	0.5	134	62.3
York	207	57.3	1	0.3	0	--	0	--	1	0.3	2	0.6	150	41.6
<b><u>4th Class Counties</u></b>														
Beaver	27	31.4	2	2.3	3	3.5	0	--	0	--	1	1.2	53	61.6
Butler	16	21.1	3	3.9	0	--	0	--	0	--	0	--	57	75.0
Cambria	15	37.5	1	2.5	0	--	0	--	0	--	1	2.5	23	57.5
Centre	14	45.2	1	3.2	0	--	0	--	0	--	0	--	16	51.6
Fayette	18	52.9	0	--	0	--	0	--	0	--	0	--	16	47.1
Franklin	12	14.5	1	1.2	0	--	0	--	1	1.2	0	--	69	83.1
Monroe	30	56.6	3	5.7	1	1.9	2	3.8	0	--	2	3.8	15	28.3
Schuylkill	18	69.2	1	3.8	0	--	0	--	0	--	1	3.8	6	23.1
Washington	46	37.1	2	1.6	1	0.8	1	0.8	0	--	3	2.4	71	57.3
<b><u>5th Class Counties</u></b>														
Adams	6	54.5	0	--	0	--	0	--	1	9.1	0	--	4	36.4
Blair	28	50.9	0	--	0	--	0	--	0	--	0	--	27	49.1
Lawrence	11	61.1	0	--	0	--	0	--	0	--	0	--	7	38.9
Lebanon	17	29.8	1	1.8	0	--	0	--	0	--	0	--	39	68.4
Lycoming	24	61.5	0	--	1	2.6	0	--	1	2.6	0	--	13	33.3
Mercer	11	33.3	1	3.0	0	--	0	--	0	--	0	--	21	63.6
Northumberland	21	38.2	5	9.1	0	--	1	1.8	0	--	0	--	28	50.9

Magisterial District Judge - 2021 Age of Pending Landlord/Tenant

	0-60 Days	%	61-120 Days	%	121-180 Days	%	181-240 Days	%	241-300 Days	%	301-360 Days	%	Over 360 Days	%
<b><u>6th Class Counties</u></b>														
Armstrong	4	80.0	0	--	0	--	0	--	0	--	0	--	1	20.0
Bedford	3	30.0	0	--	0	--	0	--	0	--	0	--	7	70.0
Bradford	8	57.1	0	--	0	--	0	--	0	--	0	--	6	42.9
Carbon	14	77.8	0	--	0	--	0	--	0	--	0	--	4	22.2
Clarion	6	75.0	0	--	0	--	0	--	0	--	0	--	2	25.0
Clearfield	4	11.4	0	--	0	--	0	--	0	--	0	--	31	88.6
Clinton	1	11.1	1	11.1	2	22.2	0	--	0	--	0	--	5	55.6
Columbia	39	100.0	0	--	0	--	0	--	0	--	0	--	0	--
Crawford	15	57.7	0	--	0	--	0	--	0	--	0	--	11	42.3
Elk	0	--	0	--	0	--	0	--	0	--	0	--	4	100.0
Greene	6	100.0	0	--	0	--	0	--	0	--	0	--	0	--
Huntingdon	2	100.0	0	--	0	--	0	--	0	--	0	--	0	--
Indiana	10	66.7	1	6.7	0	--	0	--	0	--	0	--	4	26.7
Jefferson	2	7.4	0	--	0	--	0	--	0	--	0	--	25	92.6
McKean	5	50.0	0	--	0	--	0	--	0	--	0	--	5	50.0
Mifflin	5	55.6	0	--	0	--	0	--	1	11.1	1	11.1	2	22.2
Perry	13	35.1	1	2.7	1	2.7	0	--	0	--	1	2.7	21	56.8
Pike	8	42.1	0	--	0	--	0	--	0	--	0	--	11	57.9
Somerset	5	55.6	0	--	0	--	0	--	0	--	0	--	4	44.4
Susquehanna	2	66.7	1	33.3	0	--	0	--	0	--	0	--	0	--
Tioga	4	100.0	0	--	0	--	0	--	0	--	0	--	0	--
Venango	4	14.8	0	--	0	--	0	--	1	3.7	0	--	22	81.5
Warren	2	16.7	0	--	0	--	0	--	1	8.3	0	--	9	75.0
Wayne	4	80.0	1	20.0	0	--	0	--	0	--	0	--	0	--
<b><u>7th Class Counties</u></b>														
Juniata	0	--	1	20.0	0	--	0	--	0	--	0	--	4	80.0
Snyder	1	50.0	0	--	0	--	0	--	0	--	0	--	1	50.0
Union	0	--	0	--	0	--	0	--	0	--	0	--	1	100.0
Wyoming	0	--	0	--	0	--	0	--	0	--	0	--	0	--
<b><u>8th Class Counties</u></b>														
Cameron	0	--	0	--	0	--	0	--	0	--	0	--	0	--
Forest	1	100.0	0	--	0	--	0	--	0	--	0	--	0	--
Fulton	0	--	1	25.0	0	--	0	--	0	--	0	--	3	75.0
Montour	1	8.3	0	--	0	--	0	--	1	8.3	1	8.3	9	75.0
Potter	0	--	0	--	0	--	0	--	0	--	0	--	0	--
Sullivan	0	--	0	--	0	--	0	--	0	--	0	--	0	--

Magisterial District Judge - 2021 Emergency Protection from Abuse

	Filed	Granted	%	Denied	%	Unreported	%
<b>State Total</b>	<b>9,464</b>	<b>7,843</b>	<b>82.9</b>	<b>1,336</b>	<b>14.1</b>	<b>285</b>	<b>3.0</b>
<b><u>2nd Class County</u></b>							
<b>Allegheny</b>	3,760	3,138	83.5	590	15.7	32	0.9
<b><u>2A Class Counties</u></b>							
<b>Bucks</b>	68	61	89.7	6	8.8	1	1.5
<b>Delaware</b>	523	503	96.2	9	1.7	11	2.1
<b>Montgomery</b>	110	92	83.6	10	9.1	8	7.3
<b><u>3rd Class Counties</u></b>							
<b>Berks</b>	691	450	65.1	219	31.7	22	3.2
<b>Chester</b>	208	174	83.7	29	13.9	5	2.4
<b>Cumberland</b>	1	1	100.0	0	--	0	--
<b>Dauphin</b>	644	531	82.5	86	13.4	27	4.2
<b>Erie</b>	17	12	70.6	1	5.9	4	23.5
<b>Lackawanna</b>	48	22	45.8	0	--	26	54.2
<b>Lancaster</b>	91	82	90.1	5	5.5	4	4.4
<b>Lehigh</b>	374	347	92.8	25	6.7	2	0.5
<b>Luzerne</b>	81	70	86.4	4	4.9	7	8.6
<b>Northampton</b>	185	141	76.2	12	6.5	32	17.3
<b>Westmoreland</b>	139	117	84.2	20	14.4	2	1.4
<b>York</b>	470	302	64.3	161	34.3	7	1.5
<b><u>4th Class Counties</u></b>							
<b>Beaver</b>	310	298	96.1	7	2.3	5	1.6
<b>Butler</b>	61	56	91.8	3	4.9	2	3.3
<b>Cambria</b>	5	3	60.0	0	--	2	40.0
<b>Centre</b>	33	29	87.9	1	3.0	3	9.1
<b>Fayette</b>	108	91	84.3	16	14.8	1	0.9
<b>Franklin</b>	2	2	100.0	0	--	0	--
<b>Monroe</b>	17	14	82.4	0	--	3	17.6
<b>Schuylkill</b>	58	51	87.9	3	5.2	4	6.9
<b>Washington</b>	92	90	97.8	1	1.1	1	1.1
<b><u>5th Class Counties</u></b>							
<b>Adams</b>	22	15	68.2	2	9.1	5	22.7
<b>Blair</b>	201	163	81.1	37	18.4	1	0.5
<b>Lawrence</b>	60	40	66.7	0	--	20	33.3
<b>Lebanon</b>	12	8	66.7	3	25.0	1	8.3
<b>Lycoming</b>	52	41	78.8	2	3.8	9	17.3
<b>Mercer</b>	116	100	86.2	14	12.1	2	1.7
<b>Northumberland</b>	47	42	89.4	0	--	5	10.6

Magisterial District Judge - 2021 Emergency Protection from Abuse

	Filed	Granted	%	Denied	%	Unreported	%
<b><u>6th Class Counties</u></b>							
Armstrong	38	32	84.2	2	5.3	4	10.5
Bedford	0	0	--	0	--	0	--
Bradford	20	16	80.0	0	--	4	20.0
Carbon	63	50	79.4	2	3.2	11	17.5
Clarion	3	2	66.7	0	--	1	33.3
Clearfield	54	53	98.1	0	--	1	1.9
Clinton	101	93	92.1	8	7.9	0	--
Columbia	32	31	96.9	0	--	1	3.1
Crawford	8	7	87.5	0	--	1	12.5
Elk	18	17	94.4	0	--	1	5.6
Greene	120	111	92.5	9	7.5	0	--
Huntingdon	34	33	97.1	1	2.9	0	--
Indiana	20	14	70.0	6	30.0	0	--
Jefferson	7	6	85.7	0	--	1	14.3
McKean	1	1	100.0	0	--	0	--
Mifflin	0	0	--	0	--	0	--
Perry	5	5	100.0	0	--	0	--
Pike	27	27	100.0	0	--	0	--
Somerset	20	15	75.0	0	--	5	25.0
Susquehanna	26	16	61.5	10	38.5	0	--
Tioga	21	20	95.2	1	4.8	0	--
Venango	26	25	96.2	1	3.8	0	--
Warren	8	8	100.0	0	--	0	--
Wayne	94	71	75.5	22	23.4	1	1.1
<b><u>7th Class Counties</u></b>							
Juniata	2	2	100.0	0	--	0	--
Snyder	20	20	100.0	0	--	0	--
Union	21	20	95.2	1	4.8	0	--
Wyoming	27	22	81.5	5	18.5	0	--
<b><u>8th Class Counties</u></b>							
Cameron	8	8	100.0	0	--	0	--
Forest	1	0	--	1	100.0	0	--
Fulton	1	1	100.0	0	--	0	--
Montour	10	10	100.0	0	--	0	--
Potter	14	13	92.9	1	7.1	0	--
Sullivan	8	8	100.0	0	--	0	--

---

---

## **MAGISTERIAL DISTRICT JUDGE**

<b>Active Warrant Status Change</b>	Cases that begin the reporting period with an active warrant and the warrant was returned or cancelled during the reporting period.
<b>Adjudicated Case Status Change</b>	Cases that were adjudicated prior to the reporting period and had the disposition removed during the reporting period.
<b>Age of Pending Cases</b>	A breakdown of the active magisterial district judge caseload by the interval of time elapsed from the date the case is filed in the magisterial district judge office to the end of the current year.
<b>Bankruptcy Status Change</b>	Cases that were in a bankruptcy status prior to the reporting period and had the bankruptcy removed or discharged during the reporting period.
<b>Cases Disposed</b>	The number of cases in which a magisterial district judge renders a decision, a guilty plea is entered, or some other final decision is made. A case is counted as disposed even though all fines and costs may not have been collected.
<b>Cases Filed</b>	<p>The number of cases initiated during the year.</p> <p>Initiated by a citation: Traffic and Non-Traffic;</p> <p>Initiated by a complaint: Civil Action, Landlord/Tenant Action and Private Criminal;</p> <p>Initiated by a petition: Emergency Protection From Abuse.</p> <p>The individually numbered docket transcript (OTN) is the unit of count for Criminal Cases.</p>
<b>Civil</b>	A civil action involving a claim of \$12,000 or less.
<b>Closed Case Status Change</b>	Cases that were in a closed status prior to the reporting period and had the status changed from closed to another status.
<b>Criminal Case</b>	The set of Felony, Misdemeanor or Escalating Summary charges arising from a single criminal incident. When an incident involves co-defendants, the prosecution of each defendant is counted separately (i.e., only one defendant per case).
<b>Default Judgment Defendant/Plaintiff</b>	A disposition category for Civil, and Landlord/Tenant, referring to the number of cases in which a judgment was entered for one party because the other party failed to appear.
<b>Denied</b>	A disposition category for Emergency Protection From Abuse cases, referring to the number of emergency petitions in which an immediate and present danger of abuse to the plaintiff and/or minor children was not found by the magisterial district judge or Philadelphia Municipal Court judge.



---

<b>Dismissed</b>	A disposition category referring to the number of cases dismissed or discharged by the magisterial district judge.
<b>Diversionsary Disposition</b>	Includes cases that have been processed by Accelerated Rehabilitative Disposition (ARD), dismissed by ARD, or dismissed due to participation in a Diversionsary program such as Veterans Court.
<b>Emergency Protection From Abuse</b>	A type of case in which the plaintiff petitions for emergency relief from abuse by the defendant. Immediate and present danger of abuse to the plaintiff and/or minor children constitutes cause for an emergency protection order.
<b>Felony/Misdemeanor/ Escalating Summary</b>	A Felony is a statutory class of crime generally more serious than a misdemeanor; murder of the first degree is also counted with felonies. A Misdemeanor is a statutory class of crime generally more serious than a summary offense and less serious than a felony. The maximum term of imprisonment for a misdemeanor may not exceed five years. For a summary offense, the maximum term of imprisonment may not exceed 90 days. An Escalating Summary is a charge (e.g., retail or library theft) for which the grading as a summary or misdemeanor/felony is determined by the defendant's criminal history.
<b>Granted</b>	A disposition category for Emergency Protection From Abuse cases, referring to the number of emergency petitions in which an immediate and present danger of abuse to the plaintiff and/or minor children was found by the magisterial district judge or Philadelphia Municipal Court judge.
<b>Guilty Plea</b>	A disposition category referring to the number of cases in which the defendant admits having committed the offense for which he is charged. For Traffic and Non-Traffic Citations, guilty pleas include defendants submitting payment of fines and costs without pleading guilty on the citation forms.
<b>Held for Court</b>	A disposition category referring to the number of cases for which a prima facie case was established and the defendant was held for court.
<b>Landlord/Tenant</b>	Action of landlord/lessor against a tenant/lessee for the recovery of real property. The complaint may include a claim for rent due unpaid. Also, included in this category are defendant claims against the plaintiff arising from occupancy of the premise.
<b>Non-Traffic Citation</b>	A summary offense in which charges are initiated by a police officer, other than those classified under Traffic Citation.
<b>Pre-Dispositional Other</b>	Cases that remain in Inactive status at the end of the reporting period for reasons other than warrants. Bankruptcy being the most common reason.
<b>Pre-Dispositional Warrant</b>	Cases prior to adjudication that began the reporting period in an active status and had a warrant issued that remains active at the close of the reporting period.

---

---

---

<b>Private Criminal Complaint</b>	A summary offense in which charges are initiated by a private citizen.
<b>Post-Dispositional Other</b>	Included in this category are cases dismissed due to defendant deceased and cases with a Sent to Common Pleas disposition.
<b>Settled</b>	A disposition category referring to cases in which the parties resolve the issues of the dispute.
<b>Traffic Citation</b>	A traffic citation initiates summary proceedings for offenses under the Pennsylvania Vehicle Code, or for violations of local parking ordinances not covered by the Vehicle Code.
<b>Uncategorized</b>	Cases marked closed during the reporting period, but without a final disposition entered, such as cases transferred to other district courts.
<b>Waiver of Preliminary Hearing</b>	A disposition category referring to cases forwarded to common pleas court after a preliminary hearing has been waived.
<b>Withdrawn</b>	A disposition category referring to cases in which the prosecutor formally withdraws the charges. For Civil and Landlord/Tenant, a disposition category referring to the number of cases in which the plaintiff withdrew the complaint.

# 2021 Philadelphia Municipal Court

	<u>Felony/ Misdemeanor</u>	<u>Summary</u>	<u>Total</u>
<b>Cases Pending 1/1/21</b>	<b>21,873</b>	<b>1,901</b>	<b>23,774</b>
New Cases Filed	23,056	2,202	25,258
Cases Reopened	1,500	210	1,710
<b>Cases Available for Processing</b>	<b>46,429</b>	<b>4,313</b>	<b>50,742</b>
<b>Cases Processed</b>	<b>28,966</b>	<b>527</b>	<b>29,493</b>
<b>Cases Pending 12/31/21</b>	<b>17,463</b>	<b>3,786</b>	<b>21,249</b>

## Private Criminal Complaints

<b>Cases Pending 1/1/21</b>	<b>2,083</b>
New Cases Filed	260
Cases Processed	505
<b>Cases Pending 12/31/21</b>	<b>1,838</b>

## Civil Complaints

<b>Cases Pending 1/1/21</b>	<b>46,845</b>
New Cases Filed	33,286
Cases Processed	43,607
<b>Cases Pending 12/31/21</b>	<b>36,524</b>

## Emergency Protection from Abuse

Filed	2,217
Granted	2,216
Denied	1

## Age of Pending Felony/Misdemeanor

<b>0-60 Days</b>	2,923	16.7%
<b>61-120 Days</b>	2,501	14.3%
<b>121-180 Days</b>	1,811	10.4%
<b>181-240 Days</b>	1,461	8.4%
<b>241-300 Days</b>	1,409	8.1%
<b>301-360 Days</b>	1,173	6.7%
<b>Over 360 Days</b>	6,185	35.4%
<b>Total</b>	<b>17,463</b>	

## Age of Pending Summary

<b>0-60 Days</b>	395	10.4%
<b>61-120 Days</b>	462	12.2%
<b>121-180 Days</b>	378	10.0%
<b>181-240 Days</b>	210	5.5%
<b>241-300 Days</b>	197	5.2%
<b>301-360 Days</b>	281	7.4%
<b>Over 360 Days</b>	1,863	49.2%
<b>Total</b>	<b>3,786</b>	

## Age of Pending Total

<b>0-60 Days</b>	3,318	15.6%
<b>61-120 Days</b>	2,963	13.9%
<b>121-180 Days</b>	2,189	10.3%
<b>181-240 Days</b>	1,671	7.9%
<b>241-300 Days</b>	1,606	7.6%
<b>301-360 Days</b>	1,454	6.8%
<b>Over 360 Days</b>	8,048	37.9%
<b>Total</b>	<b>21,249</b>	

## Felony/Misdemeanor Processed By:

Withdrawn/Dismissed	13,853 (47.8%)
Held for Court	10,790 (37.3%)
Inactive Cases	2,466 (8.5%)
Guilty Plea	789 (2.7%)
Transfers	326 (1.1%)
Accelerated Rehabilitative Disposition	321 (1.1%)
Non-Jury Trial	310 (1.1%)
Unspecified	106 (0.4%)
Other	0,005 (<0.1%)

## Summary Processed By:

Withdrawn/Dismissed	506 (96.0%)
Guilty Plea	10 (1.9%)
Inactive Cases	10 (1.9%)
Accelerated Rehabilitative Disposition	1 (0.2%)
Non-Jury Trial	0
Transfers	0

## Total Processed By:

Withdrawn/Dismissed	14,359 (48.7%)
Held for Court	10,790 (36.6%)
Inactive Cases	2,476 (8.4%)
Guilty Plea	799 (2.7%)
Transfers	326 (1.1%)
Accelerated Rehabilitative Disposition	322 (1.1%)
Non-Jury Trial	310 (1.1%)
Unspecified	106 (0.4%)
Other	5 (<0.1%)

# 2021 Philadelphia Municipal Court - Traffic Division

Open Tickets from Prior Year	34,985
New Tickets Filed	40,547
Reopened Tickets	3,411
<b>Tickets Available for Processing</b>	<b>78,943</b>
<b>Processed</b>	<b>62,956</b>
<b>Cases Pending 12/31 (includes prior years)</b>	<b>15,987</b>

## Processed By:

* Trial	40,142 (63.8%)
Prosecution Withdrawn	13,483 (21.4%)
Guilty Plea	8,140 (12.9%)
Dismissal	757 (1.2%)
** Inactive	218 (0.3%)
Voided Tickets	149 (0.2%)
Deceased	67 (0.1%)

\* Trial Guilty 36,594 (58.1%)

Trial Not Guilty 3,548 (5.6%)

\*\* Open cases with no hearing scheduled.

## Arrest Warrants

Issued in 2021	131,762
Open from 2021	40,719
Cancelled in 2021	91,043

## Open Warrants as of 12/31/2021

	Pre-Disposition	Post-Disposition
0-1 Year	2,022	60,393
2-5 Years	8,568	123,394
6-10 Years	7,477	115,405
More than 10 Years	91,787	305,721
<b>Total</b>	<b>109,854</b>	<b>604,913</b>