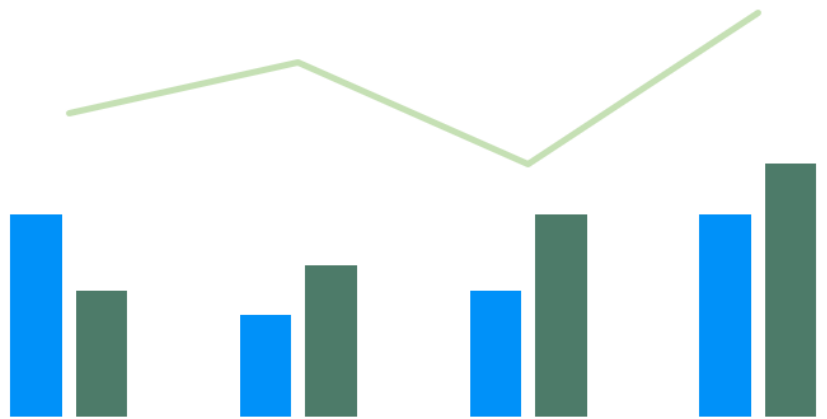
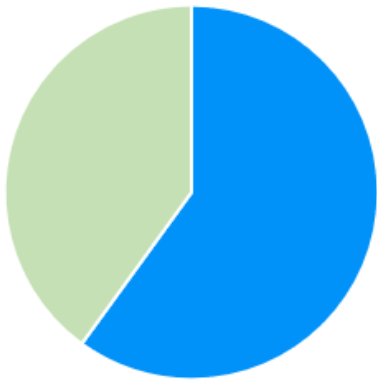


# 2022

Court of Common Pleas  
Caseload Statistics for


# Bedford County



We are pleased to provide you with a copy of the 2022 County Caseload Display pages. They can also be viewed on the AOPC webpage at [www.pacourts.us](http://www.pacourts.us) in the *News & Statistics* section under *Research & Statistics*.

Should you have any questions or comments, please do not hesitate to contact me at 717.231.3300.

Sincerely,

A handwritten signature in black ink, appearing to read "Sasanka Adikari", is written over a horizontal line. The signature is cursive and includes a small dot at the end of the last stroke.

Sasanka Adikari, Ph.D.  
Data Scientist  
Department of Research and Statistics

# Table of Contents

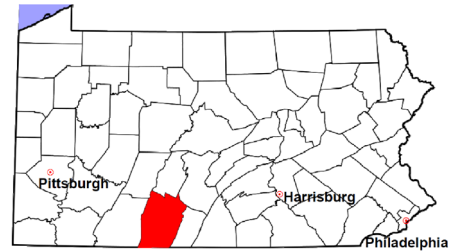
CPCMS Criminal .....	Page 1
CPCMS Criminal - New Cases by Case Type.....	Page 2
Civil.....	Page 3
Civil - Docketed Cases Listed by Case Type.....	Page 4
Protection From Abuse .....	Page 5
Spousal & Child Support and Paternity .....	Page 6
Custody/Partial Custody/Visitation.....	Page 7
Divorce .....	Page 8
Juvenile Dependency - Active Dependent Inventory .....	Page 9
Juvenile Dependency - Adjudicated Dependent Inventory .....	Page 10
Juvenile Delinquency - Cases Pending Disposition.....	Page 11
Juvenile Delinquency - New Cases by Case Type .....	Page 12
Juvenile Delinquency - Formal Dispositions .....	Page 13
Juvenile Delinquency - Informal Dispositions .....	Page 14
Accounts.....	Page 15
Adoptions.....	Page 16
Relinquishments/Terminations .....	Page 17
Appointment of Guardians .....	Page 18
Jury Yield and Utilization .....	Page 19

# Bedford County

2022 Population estimate: 47,418

Class of County: 6th

No. of Common Pleas Court Judgeships: 2



2022 Criminal	No. of Cases
---------------	--------------

Cases Pending 1/1/2022	270
New Cases Filed in 2022	557
Reopened Cases	30
<b>Cases Available for Processing</b>	<b>857</b>

**Processed by:**

Withdrawn/Dismissed	23	4.2%
Diversionsary Disposition*	74	13.6%
Guilty Plea	411	75.4%
Non-Jury Trial	0	
Jury Trial	3	0.6%
Inactive	30	5.5%
Other	4	0.7%
<b>Total Cases Processed</b>	<b>545</b>	<b>100.0%</b>

**Cases Pending 12/31/2022** **312**

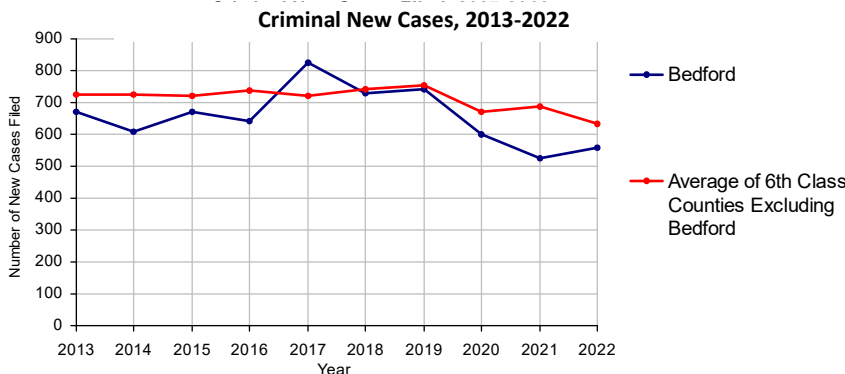
Cases Awaiting Sentencing **36**

Data provided by CPCMS

\* Includes other diversionsary programs such as Veterans Court.

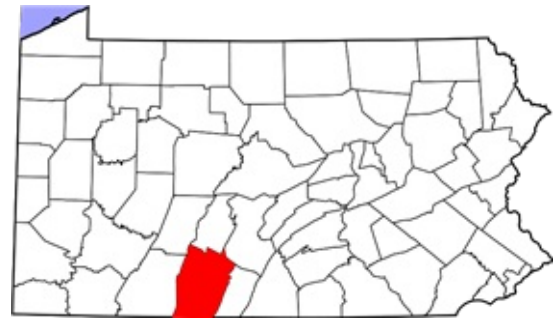
Age of Pending Cases as of 12/31/2022		
---------------------------------------	--	--

0-60 Days	79	25.3%
61-120 Days	70	22.4%
121-180 Days	52	16.7%
181-240 Days	28	9.0%
241-300 Days	15	4.8%
301-360 Days	18	5.8%
Over 360 Days	50	16.0%
<b>Total</b>	<b>312</b>	<b>100.0%</b>



# Bedford County

2022 Population: 47,418  
 Class of County: 6th  
 No. of Common Pleas Judgeships: 2

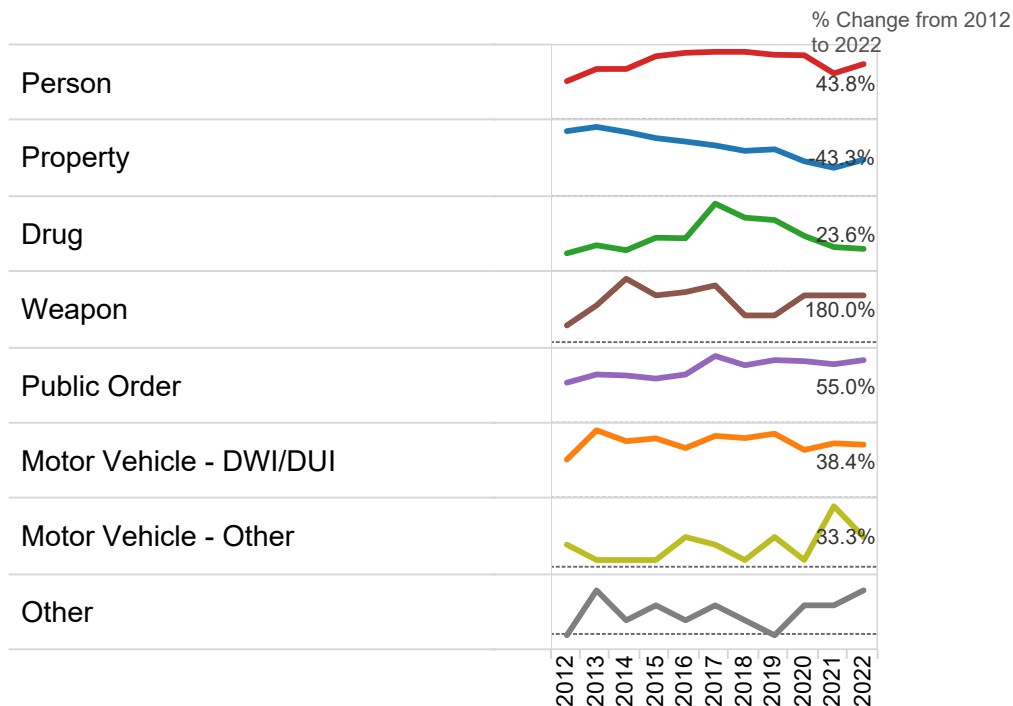


## 2022 Criminal - New Cases by Offense Type

Case Type	Felony	Misdemeanor	Summary	Total	
Person	53	62	0	115	20.6%
Property	57	40	0	97	17.4%
Drug	17	72	0	89	16.0%
Weapon	11	3	0	14	2.5%
Public Order	16	44	2	62	11.1%
Motor Vehicle - DWI/DUI	3	170	0	173	31.1%
Motor Vehicle - Other	0	3	1	4	0.7%
Other	2	1	0	3	0.5%
<b>Total</b>	<b>159</b>	<b>395</b>	<b>3</b>	<b>557</b>	<b>100.0%</b>
	<b>28.5%</b>	<b>70.9%</b>	<b>0.5%</b>	<b>100.0%</b>	

Data provided by CPCMS

### Criminal New Cases by Offense Type, 2012-2022

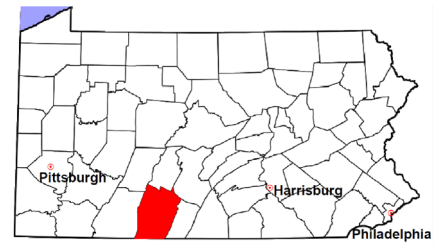


# Bedford County

2022 Population estimate: 47,418

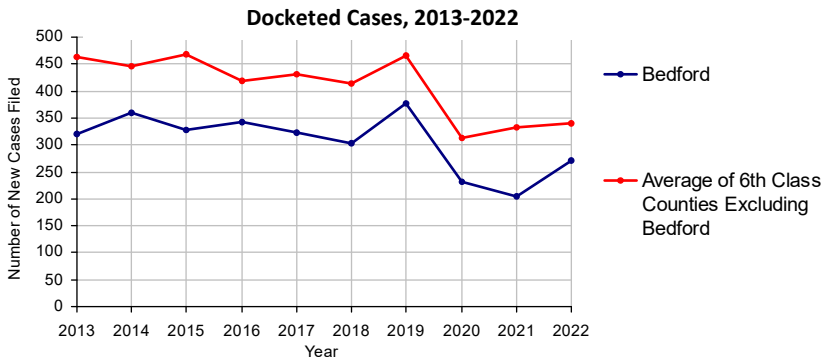
Class of County: 6th

No. of Common Pleas Court Judgeships: 2



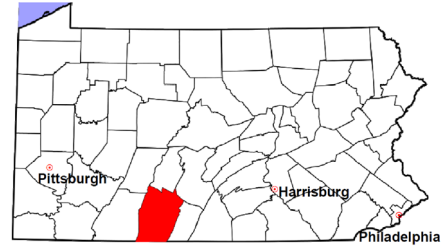
<b>2022 Civil</b>	<b>Civil Action</b>	<b>Other</b>	<b>Total</b>
Cases Pending 1/1/2022	354	194	548
Docketed Cases	177	95	272
Arbitration Appeals	3	0	3
Transferred In	0	0	0
Returned to Active	1	0	1
<b>Cases Available for Processing</b>	<b>535</b>	<b>289</b>	<b>824</b>
Processed By:			
Default Judgments	48	26	74
Cases Decided by Arbitration Board	8	0	8
Dispositive Motions	1	0	1
Settlements	4	5	9
Moved to Inactive Status	0	0	0
Transferred/Withdrawn	1	3	4
Dismissed/Discontinued	77	19	96
Administrative Purge	0	0	0
Other	0	5	5
Jury Trial	0	0	0
Non-Jury Trial	0	0	0
<b>Total Cases Processed</b>	<b>139</b>	<b>58</b>	<b>197</b>
<b>Cases Pending 12/31/2022</b>	<b>396</b>	<b>231</b>	<b>627</b>

<b>Age of Pending Cases as of 12/31/2022 (Civil Action Only)</b>		
0-6 months	85	21.5%
7-12 months	31	7.8%
13-18 months	33	8.3%
19-24 months	18	4.5%
25-30 months	20	5.1%
31-36 months	11	2.8%
37-42 months	25	6.3%
43-48 months	22	5.6%
49-54 months	18	4.5%
55-60 months	10	2.5%
61-66 months	12	3.0%
67-72 months	18	4.5%
Over 72 months	93	23.5%
<b>Total</b>	<b>396</b>	<b>100.0%</b>



# Bedford County

2022 Population estimate: 47,418  
 Class of County: 6th  
 No. of Common Pleas Court Judgeships: 2



## 2022 Civil - Docketed Cases Listed by Case Type

<b>TORT</b>	<b>17</b>	<b>6.3%</b>
<i>(does not include mass tort)</i>		
Intentional	1	
Malicious Prosecution	0	
Motor Vehicle	13	
Nuisance	0	
Premise Liability	1	
Product Liability	0	
Slander/Libel/Defamation	0	
Other	2	
<b>MASS TORT</b>	<b>1</b>	<b>0.4%</b>
Asbestos	1	
Tobacco	0	
Toxic Tort - DES	0	
Toxic Tort - Implant	0	
Toxic Waste	0	
Other	0	
<b>PROFESSIONAL LIABILITY</b>	<b>0</b>	
Dental	0	
Legal	0	
Medical Malpractice	0	
Other	0	
<b>CONTRACT</b>	<b>155</b>	<b>57.0%</b>
<i>(does not include judgments)</i>		
Buyer Plaintiff	0	
Debt Collection: Credit Card	69	
Debt Collection: Other	77	
Employment Dispute: Discrimination	1	
Employment Dispute: Other	2	
Other	6	

<b>REAL PROPERTY</b>	<b>87</b>	<b>32.0%</b>
Ejectment*	7	
Eminent Domain/Condemnation*	0	
Ground Rent	0	
Landlord/Tenant Dispute	4	
Mortgage Foreclosure:		
Residential*	54	
Commercial*	2	
Partition of Real Property*	5	
Quiet Title*	13	
Other*	2	
<b>CIVIL APPEALS</b>	<b>7</b>	<b>2.6%</b>
<i>- Administrative Agencies</i>		
Board of Assessment*	2	
Board of Elections*	0	
Dept. of Transportation*	5	
Zoning Board*	0	
Statutory Appeal - Other*	0	
Other*	0	
<b>MISCELLANEOUS</b>	<b>5</b>	<b>1.8%</b>
Common Law/		
Statutory Arbitration*	0	
Declaratory Judgment*	1	
Mandamus*	0	
Non-Domestic Relations		
Restraining Order*	0	
Quo Warranto*	0	
Replevin*	3	
Other*	1	
<b>TOTAL DOCKETED CASES:</b>	<b>272</b>	<b>100.0%</b>

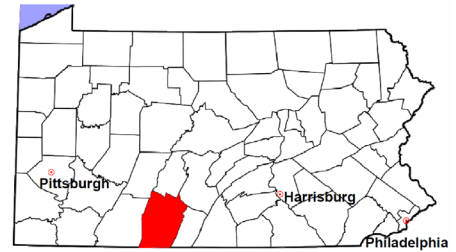
### Of the Docketed Cases:

Pro Se Filings: 1 0.4%      Class Action Suits: 2 0.7%      MDJ Appeals: 3 1.1%

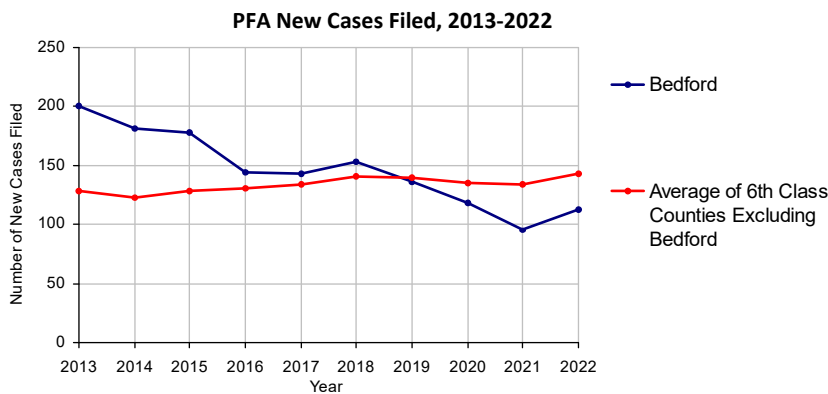
\*Civil Other

# Bedford County

2022 Population estimate: 47,418  
 Class of County: 6th  
 No. of Common Pleas Court Judgeships: 2



<b>2022 Protection From Abuse</b>	<b>No. of Petitions</b>
Cases Pending 1/1/2022	182
New Cases Filed in 2022	113
<i>Of these, Petitions Requesting Temporary Orders: 113 (100.0%)</i>	
<i>Temporary Orders DENIED: 21 (18.6%), Temporary Orders GRANTED: 92 (81.4%)</i>	
<b>Cases Available for Processing</b>	<b>295</b>
Processed By:	
Temporary Order DENIED After Ex Parte Hearing and No Evidentiary Hearing Scheduled	0
Temporary Order DISMISSED After Evidentiary Hearing and No Final Order Entered	85 31.6%
Final Order DENIED After Evidentiary Hearing Before a Judge or a Judicial Officer	0
Final Order GRANTED After Evidentiary Hearing Before a Judge or a Judicial Officer	94 34.9%
Plaintiff Did Not Appear For Evidentiary Hearing	12 4.5%
Final Order by STIPULATION OR AGREEMENT Between the Parties	27 10.0%
Petition WITHDRAWN by Plaintiff	51 19.0%
TRANSFERRED to Another Jurisdiction	0
Other	0
<b>Cases Processed</b>	<b>269 100.0%</b>
<b>Cases Pending 12/31/2022</b>	<b>26</b>



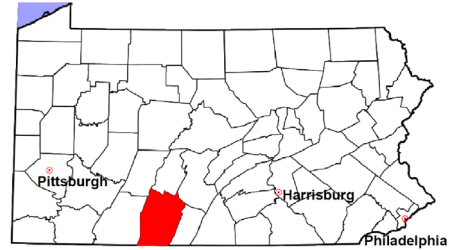


# Bedford County

2022 Population estimate: 47,418

Class of County: 6th

No. of Common Pleas Court Judgeships: 2



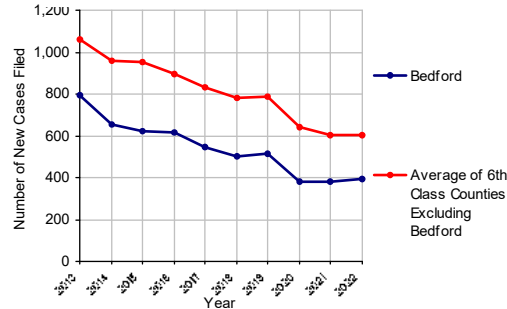
2022 Spousal & Child Support	No. of Petitions
Cases Pending 1/1/2022	103
New Cases Filed in 2022	393
Dockets Transferred In (+)	7
Dockets Transferred Out (-)	4
<b>Cases Available for Processing</b>	<b>499</b>
Processed By:	
Judge	34 8.3%
Intake Officer	378 91.7%
Hearing Officer	0
Other	0
<b>Cases Processed</b>	<b>412 100.0%</b>
<b>Cases Pending 12/31/2022</b>	<b>87</b>

Data provided by PACSES

2022 Paternity	No. of Cases
<b>Acknowledgements Filed:</b>	
Non-Domestic Relations Section	44 91.7%
During Conference	4 8.3%
Non-Stipulated (post genetic test)	0
Pre-Trial Conference	0
<b>Total</b>	<b>48 100.0%</b>
<b>Established:</b>	
Stipulated by Genetic Tests	2 9.5%
Default - Father Failed to Appear	5 23.8%
Adjudication by Court Proceeding	0
Out of State	14 66.7%
<b>Total</b>	<b>21 100.0%</b>
<b>Cases Pending 12/31/2022</b>	<b>8</b>

Data provided by PACSES

Spousal & Child Support New Cases Filed, 2013-2022



## DEFINITIONS:

### ACKNOWLEDGEMENTS FILED:

**NON-DOMESTIC RELATIONS SECTION:** The voluntary Acknowledgement of Paternity by the alleged father.  
**DURING CONFERENCE:** The alleged father signed the Acknowledgement of Paternity-Waiver of Trial (PE-010) at the initial child support conference.  
**NON-STIPULATED (POST GENETIC TEST):** The alleged father signed the Acknowledgement of Paternity-Waiver of Trial after genetic tests were conducted and resulted in the alleged father being determined to be the biological father.  
**PRE-TRIAL CONFERENCE:** The alleged father signed the Acknowledgement of Paternity-Waiver of Trial at the pre-trial conference.

### ESTABLISHED:

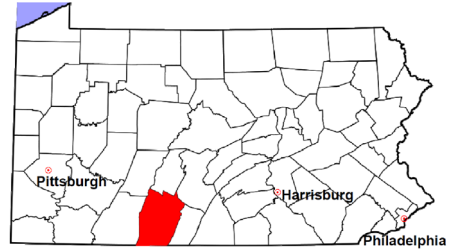
**STIPULATED BY GENETIC TESTS:** The alleged father requested genetic tests and signed a stipulation that if the test results had a 99% or higher probability of paternity then the alleged father would be stipulated as the biological father of the child.  
**DEFAULT - FATHER FAILED TO APPEAR:** The alleged father failed to appear after being served for either a support conference, hearing, or genetic test and a default paternity order was entered by the court.  
**ADJUDICATION BY COURT PROCEEDING:** The alleged father was determined to be the biological father of the child through a court proceeding.  
**OUT OF STATE:** Paternity was established in another state, "Out of state only".

# Bedford County

2022 Population Estimate: 47,418

Class of County: 6th

No. of Common Pleas Court Judgeships: 2



## 2022 Custody/Partial Custody/Visitation

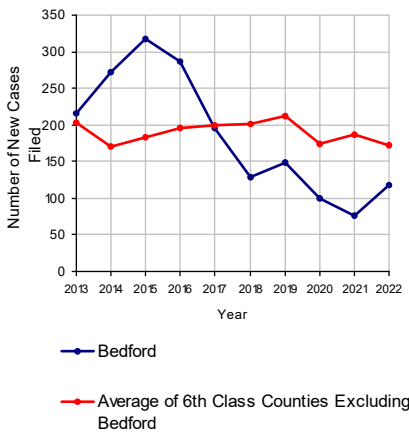
**No. of Petitions**

Cases Pending 1/1/2022	496
New Cases Filed in 2022	117
<b>Cases Available for Processing</b>	<b>613</b>
Processed By:	
Judge	6 60.0%
Non-Judicial Officer	3 30.0%
Administrative Review/Purge	0
Other	1 10.0%
<b>Cases Processed</b>	<b>10 100.0%</b>

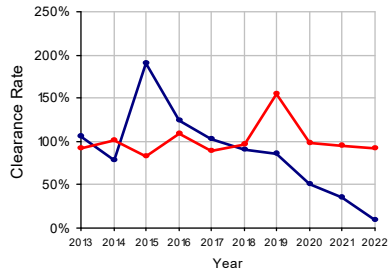
**Cases Pending 12/31/2022**

**603**

C Custody/Partial Custody/Visitation New Cases Filed, 2013-2022

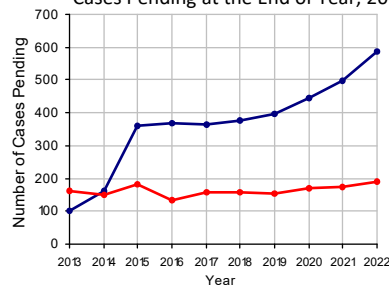


Clearance Rate, 2013-2022



Note: Clearance Rate = Cases Processed / New Cases Filed

C<sub>2</sub> Cases Pending at the End of Year, 2013-2022

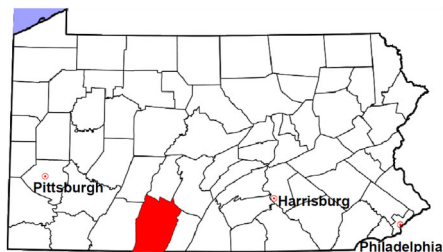


# Bedford County

2022 Population estimate: 47,418

Class of County: 6th

No. of Common Pleas Court Judgeships: 2



## 2022 Divorce

### No. of Petitions

Cases Pending 1/1/2022 223

New Cases Filed in 2022 138

**Cases Available for Processing 361**

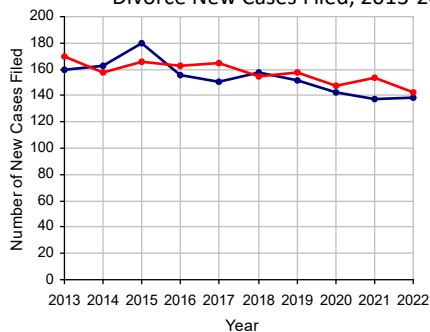
Processed By:

Contested Before a Judge	63	54.3%
Contested Before a Non-Judicial Officer	1	0.9%
Uncontested	51	44.0%
Administrative Review/Purge	0	
Other	1	0.9%

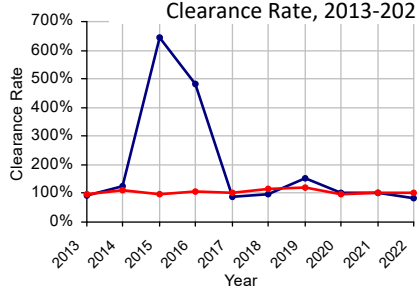
**Cases Processed 116 100.0%**

**Cases Pending 12/31/2022 245**

l Divorce New Cases Filed, 2013-2022

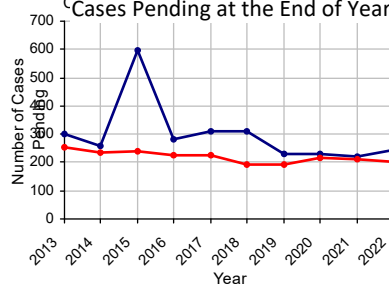


Clearance Rate, 2013-2022



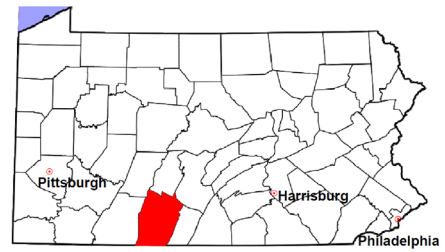
Note: Clearance Rate = Cases Processed / New Cases Filed

C Cases Pending at the End of Year, 2013-2022



# Bedford County

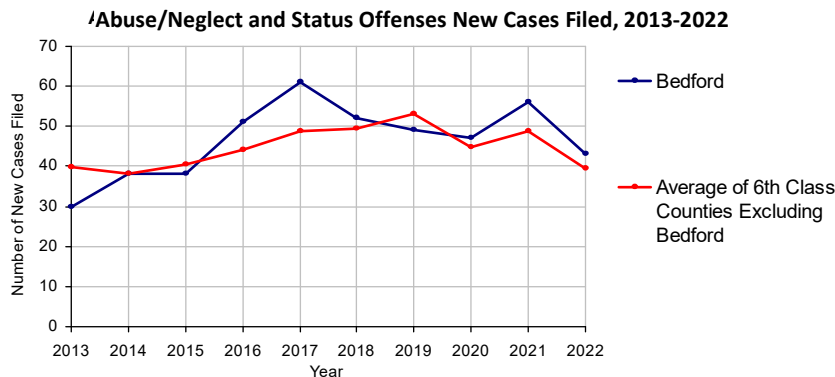
2022 Population estimate: 47,418  
 Class of County: 6th  
 No. of Common Pleas Court Judgeships: 2



## 2022 Juvenile Dependency - Petitions Pending Adjudication

	Abuse/ Neglect	Status Offenses	Total
Cases Pending 1/1/2022	8	0	8
New Petitions Filed in 2022	43	0	43
Other	9	0	9
<b>Total Petitions Available for Processing</b>	<b>60</b>	<b>0</b>	<b>60</b>
Processed by:			
Adjudicated Dependent			
Judge	32	0	32
Juvenile Court Hearing Officer	0	0	0
Adjudicated NOT Dependent			
Judge	0	0	0
Juvenile Court Hearing Officer	0	0	0
Withdrawn/Dismissed/Transferred	23	0	23
Other	3	0	3
<b>Total Petitions Processed</b>	<b>58</b>	<b>0</b>	<b>58</b>
<b>Cases Pending 12/31/2022</b>	<b>2</b>	<b>0</b>	<b>2</b>

Data provided by CPCMS

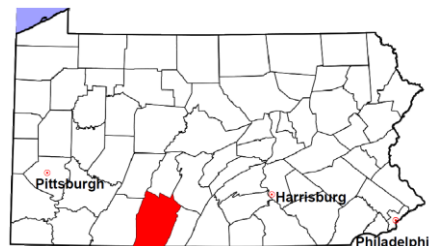


# Bedford County

2022 Population estimate: 47,418

Class of County: 6th

No. of Common Pleas Court Judgeships: 2



## 2022 Juvenile Dependency - Adjudicated Dependent Inventory

	Abuse/ Neglect	Status Offenses	Total
Cases Pending 1/1/2022	57	0	57
New Adjudicated Dependent Cases	32	0	32
Other	2	0	2
<b>Total Adjudicated Dependent Cases</b>	<b>91</b>	<b>0</b>	<b>91</b>
<b><u>Court Supervision Terminated:</u></b>			
Family Reunification	28 59.6%	0	28 59.6%
Adoption	6 12.8%	0	6 12.8%
Placement with a Relative/Guardian	10 21.3%	0	10 21.3%
Aged Out	3 6.4%	0	3 6.4%
Other Permanency Outcomes*	0	0	0
Other**	0	0	0
<b>Total Adjudicated Dependent Cases Terminated</b>	<b>47 100.0%</b>	<b>0 100.0%</b>	<b>47 100.0%</b>
<b>Cases Pending 12/31/2022</b>	<b>44</b>	<b>0</b>	<b>44</b>

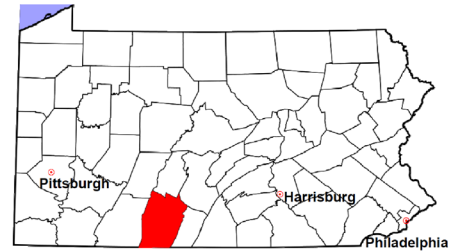
Data provided by CPCMS

\* Other Permanency Outcomes include: adjudicated delinquent, death due to natural causes, emancipation, permanent living arrangement, and parent has come forward.

\*\* Other includes cases where court supervision is terminated due to transfer out of jurisdiction, withdrawal and administrative closure.

# Bedford County

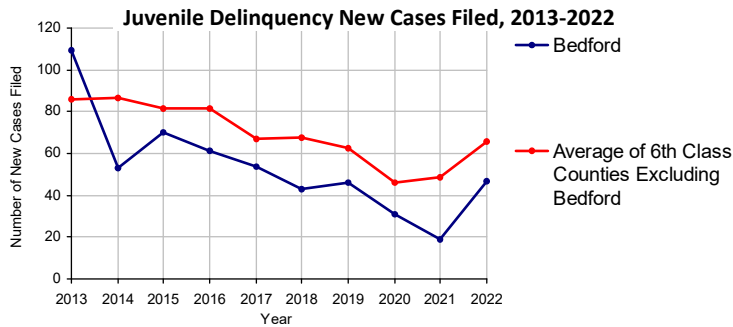
2022 Population estimate: 47,418  
 Class of County: 6th  
 No. of Common Pleas Court Judgeships: 2



## 2022 Juvenile Delinquency - Cases Pending Disposition

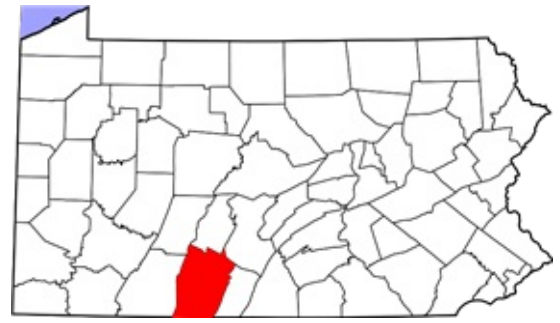
<b>Begin Pending</b>	<b>10</b>
New Cases	47
Consent Decree Revoked	0
Informal Adjustment Program Revoked	0
Alternative Program Revoked	0
Warrant Returned	2
Other	4
<b>Total Cases Available for Disposition</b>	<b>63</b>
<b>Warrant Issued</b>	<b>0</b>
<b>Disposed by:</b>	
Adjudicated Delinquent by a Judge	22
Adjudicated Delinquent by a Juvenile Court Hearing Officer	0
Consent Decree Entered	20
Informal Adjustment Program Entered	0
Warned and Counseled (Pre-Petition)	0
Dismissed/Withdrawn/Transferred	4
Transferred to Criminal Court	0
Other	1
<b>Total Cases Disposed</b>	<b>47</b>
<b>End Pending</b>	<b>16</b>

Data provided by CPCMS



# Bedford County

2022 Population: 47,418  
 Class of County: 6th  
 No. of Common Pleas Judgeships: 2

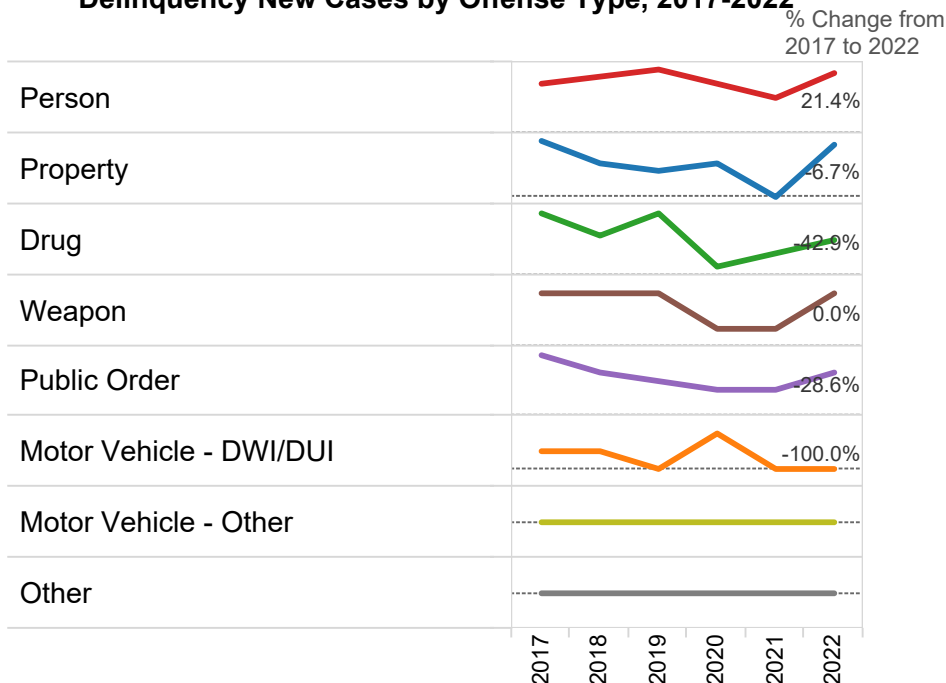


## 2022 Delinquency - New Cases by Offense Type

Case Type	Felony	Misdemeanor	Summary	Total	
Person	6	11	0	17	36.2%
Property	9	5	0	14	29.8%
Drug	1	7	0	8	17.0%
Weapon	0	3	0	3	6.4%
Public Order	1	4	0	5	10.6%
Motor Vehicle - DWI/DUI	0	0	0	0	0.0%
Motor Vehicle - Other	0	0	0	0	0.0%
Other	0	0	0	0	0.0%
<b>Total</b>	<b>17</b>	<b>30</b>	<b>0</b>	<b>47</b>	<b>100.0%</b>
	<b>36.2%</b>	<b>63.8%</b>	<b>0.0%</b>	<b>100.0%</b>	

Data provided by CPCMS

### Delinquency New Cases by Offense Type, 2017-2022

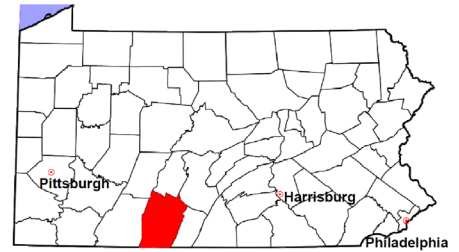


# Bedford County

2022 Population estimate: 47,418

Class of County: 6th

No. of Common Pleas Court Judgeships: 2



---

## 2022 Juvenile Delinquency - Formal Dispositions

---

<b>Begin Pending</b>	<b>103</b>
Adjudicated Delinquent by a Judge	22
Adjudicated Delinquent by a Juvenile Court Hearing Officer	0
Warrant Returned	0
Other	0
<b>Total Adjudicated Delinquent Cases</b>	<b>125</b>
<b>Warrant Issued</b>	<b>0</b>
<b>Court Supervision Terminated:</b>	
Conditions Satisfied	2
Compelling Reasons	1
Reached Age 21	0
Transferred to Another Juvenile Court	0
Other	4
<b>Total Adjudicated Delinquent Cases Terminated</b>	<b>7</b>
<b>End Pending</b>	<b>118</b>

---

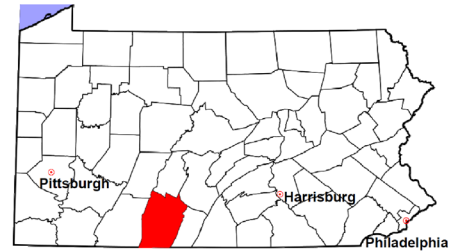
(R) - Revised

Data provided by CPCMS



# Bedford County

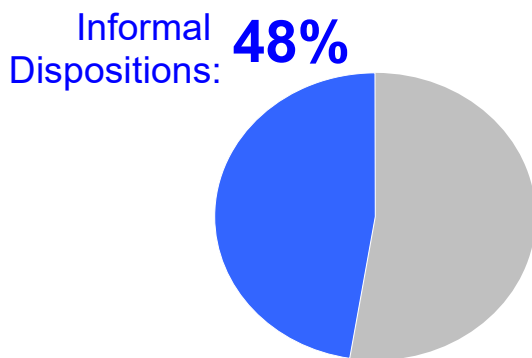
2022 Population estimate: 47,418  
 Class of County: 6th  
 No. of Common Pleas Court Judgeships: 2



## 2022 Juvenile Delinquency - Informal Dispositions

<b>Pending Consent Decrees</b>	<b>28</b>
<b>Pending Informal Adjustments</b>	<b>0</b>
New Consent Decrees	20
<b>New Informal Adjustments</b>	<b>0</b>
Warrant Returned	0
<b>Other</b>	<b>0</b>
<b>Cases Informally Disposed</b>	<b>48</b>
<b>Warrant Issued</b>	<b>0</b>
<b>Terminated by:</b>	
Consent Decree Completed	0
<b>Informal Adjustment Completed</b>	<b>0</b>
Consent Decree Revoked	0
Informal Adjustment Program Revoked	0
<b>Other</b>	<b>4</b>
<b>Total Informally Disposed Cases Terminated</b>	<b>4</b>
<b>End Pending</b>	<b>44</b>

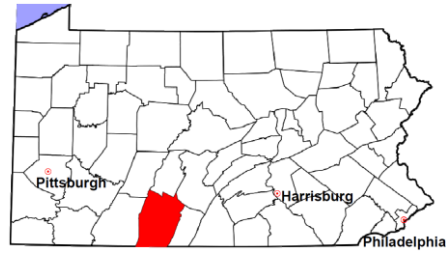
(R) - Revised  
 Data provided by CPCMS



Delinquency Cases are disposed either formally, at a proceeding held before a judge or hearing officer, or informally without a proceeding. Informal dispositions include informal adjustments supervised by a juvenile probation officer; consent decrees agreed upon with the District Attorney after a petition is filed; or other pre-petition process by the juvenile probation department.

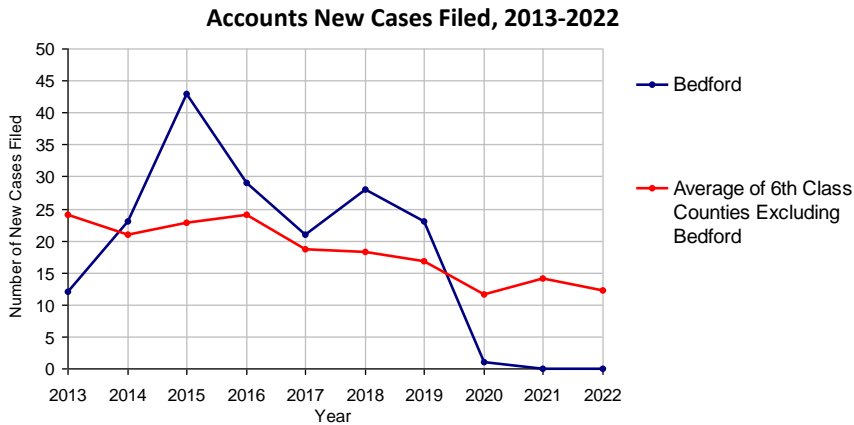
# Bedford County

2022 Population estimate: 47,418  
 Class of County: 6th  
 No. of Common Pleas Court Judgeships: 2



<b>2022 Accounts</b>	<b>No. of Cases</b>	
Cases Pending 1/1/2022	11 (R)	
New Cases Filed in 2022	0	
<b>Cases Available for Processing</b>	<b>11</b>	
Processed By:		
Contested before a Judge	0	
Contested before a Non-Judicial Officer	4	50.0%
Uncontested	4	50.0%
Other	0	
<b>Cases Processed</b>	<b>8</b>	<b>100.0%</b>
<b>Cases Pending 12/31/2022</b>	<b>3</b>	

(R) - Revised

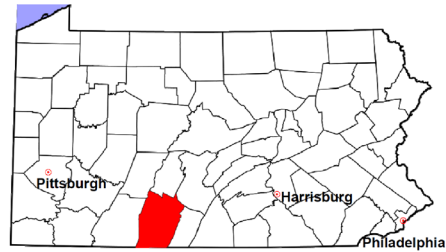


# Bedford County

2022 Population estimate: 47,418

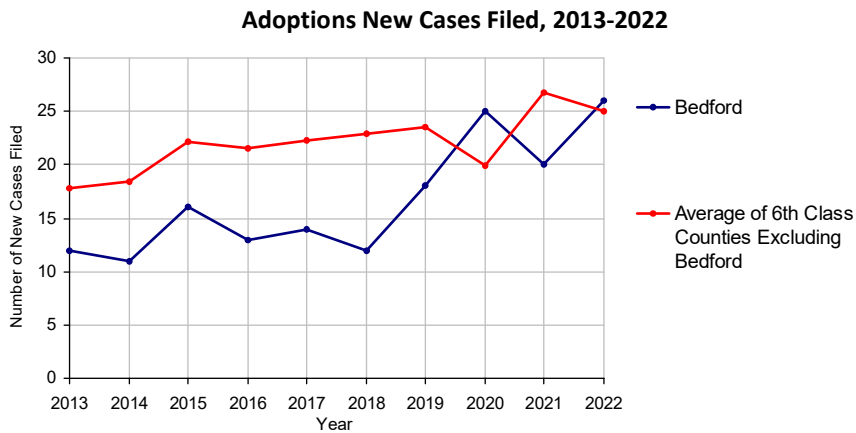
Class of County: 6th

No. of Common Pleas Court Judgeships: 2



<b>2022 Adoptions</b>		<b>No. of Cases</b>	
Cases Pending 1/1/2022		10 <sup>(R)</sup>	
New Cases Filed in 2022		26	
<b>Cases Available for Processing</b>		<b>36</b>	
Processed By:			
Contested before a Judge	Granted	10	29.4%
	Denied	0	
Uncontested	Granted	24	70.6%
	Denied	0	
Other		0	
<b>Cases Processed</b>		<b>34</b>	<b>100.0%</b>
<b>Cases Pending 12/31/2022</b>		<b>2</b>	

(R) - Revised

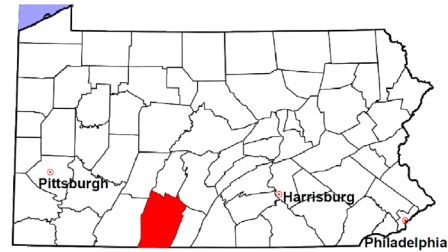


# Bedford County

2022 Population estimate: 47,418

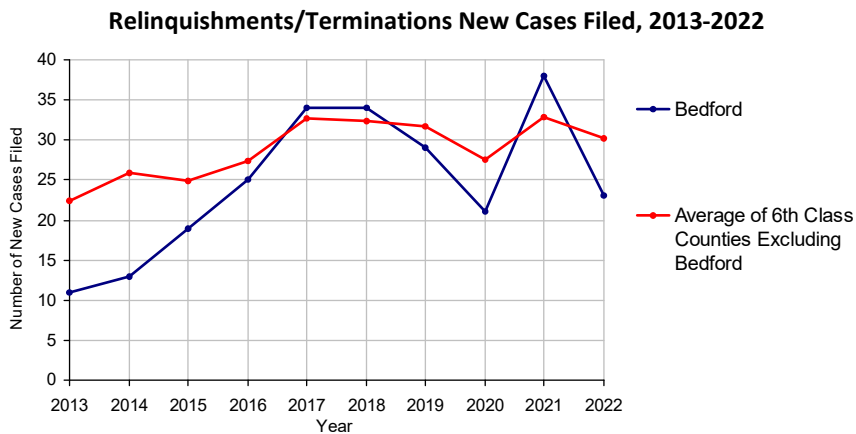
Class of County: 6th

No. of Common Pleas Court Judgeships: 2



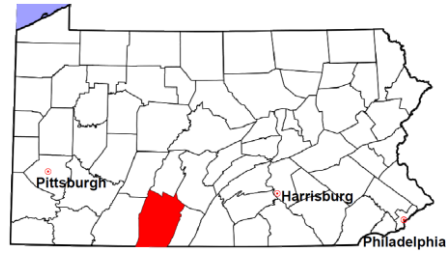
2022 Relinquishments/Terminations	No. of Cases	
Cases Pending 1/1/2022	10 <sup>(R)</sup>	
New Cases Filed in 2022	23	
<b>Cases Available for Processing</b>	<b>33</b>	
Processed By:		
Contested before a Judge	7	21.9%
Uncontested	24	75.0%
Other	1	3.1%
<b>Cases Processed</b>	<b>32</b>	<b>100.0%</b>
<b>Cases Pending 12/31/2022</b>	<b>1</b>	

(R) - Revised



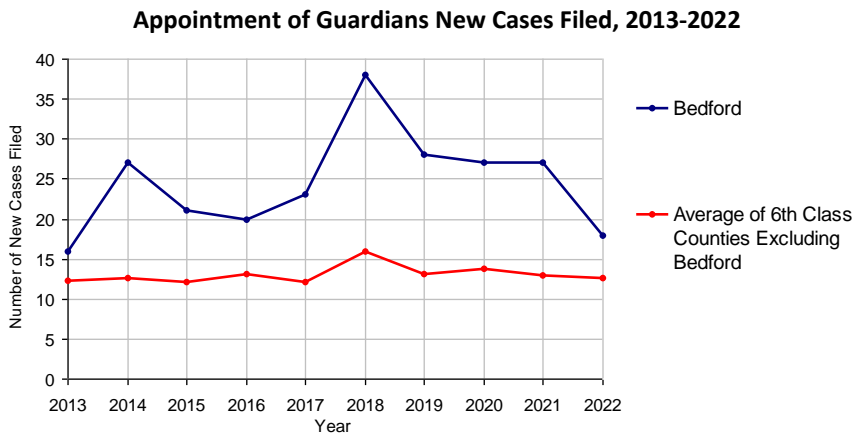
# Bedford County

2022 Population estimate: 47,418  
 Class of County: 6th  
 No. of Common Pleas Court Judgeships: 2



<b>2022 Appointment of Guardians</b>	<b>No. of Cases</b>	
Cases Pending 1/1/2022	55 (R)	
New Cases Filed in 2022	18	
<b>Cases Available for Processing</b>	<b>73</b>	
Processed By:		
Contested before a Judge	0	
Uncontested	46	90.2%
Other	5	9.8%
<b>Cases Processed</b>	<b>51</b>	<b>100.0%</b>
<b>Cases Pending 12/31/2022</b>	<b>22</b>	

(R) - Revised

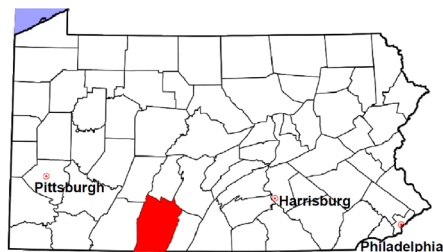


# Bedford County

2022 Population estimate: 47,418

Class of County: 6th

No. of Common Pleas Court Judgeships: 2



## 2022 Jury Yield and Utilization

### Jury Yield

Qualification Questionnaires/Summonses Mailed:	1,105	A		
Returned Undeliverable:	2	B	0.2%	Of Qualification Questionnaires/ Summonses Mailed
Not Responded to:	0	C		
the Number of Prospective Jurors:				
Disqualified:	1	D	0.1%	
Exempted:	87	E	7.9%	
Excused:	78	F	7.1%	
Deferred to New Term:	160	G	14.5%	
Deferred from Previous Term:	164	H	14.8%	
<b>Total Number of Qualified Jurors Available for Service:</b>	<b>941</b>	<b>I</b>	<b>85.2%</b>	

$I = A - B - C - D - E - F - G + H$

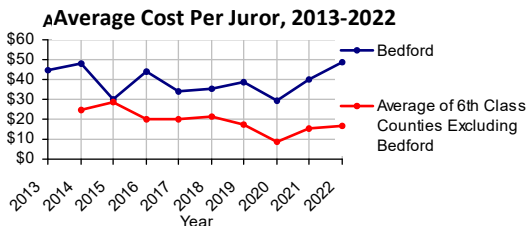
### Jury Utilization

the Number of Jurors:			
Reporting for Service:	607	64.5%	Of Jurors Qualified and Available
Told Not to Report for Service:	170	18.1%	
Sent to Courtroom for Jury Selection (Voir Dire):	607	100.0%	Of Jurors Reporting for Service
Impaneled or Sworn (jurors/alternates):	112	18.5%	
Removed for Cause/Hardship:	44		
Removed by Peremptory Challenge:	91		
Number of Jury Trials Started:	6		
Pool Days:	7		
Zero Panel Days	0		(Of Pool Days)

### Jury Costs

Total Annual Budget for Juror Operations:	\$53,910.00	J
Average Cost Per Juror:	\$48.79	K

$K = J/A$





DEPARTMENT OF RESEARCH & STATISTICS

KIM NIEVES, PH.D.

DIRECTOR

ANDREW GINDER, MPA

ASSISTANT DIRECTOR

YAN LIU, M.S.

SENIOR STATISTICAL ANALYST

SASANKA ADIKARI, PH.D

DATA SCIENTIST

AMANDA PEREIRA

RESEARCH ASSISTANT