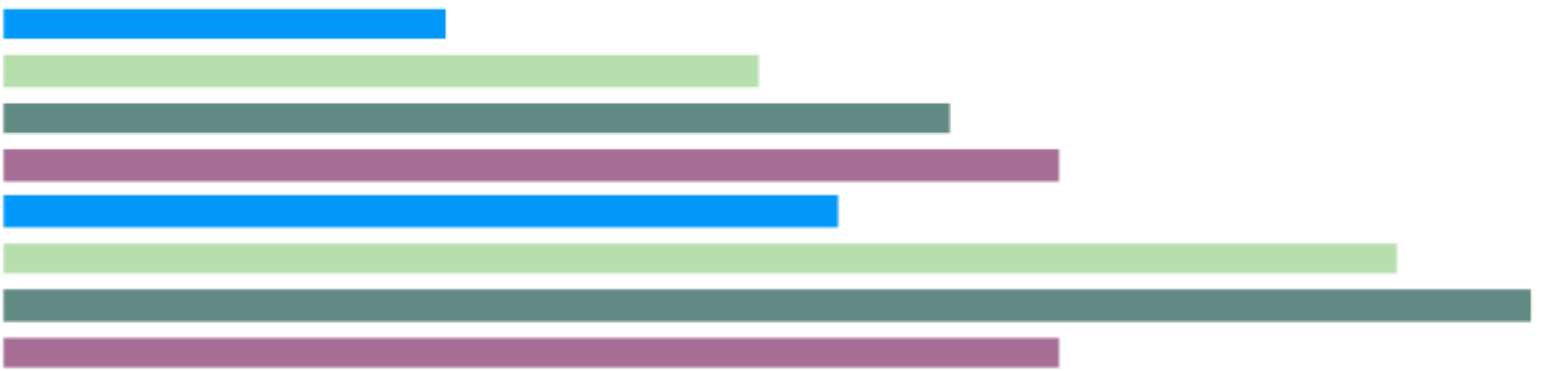
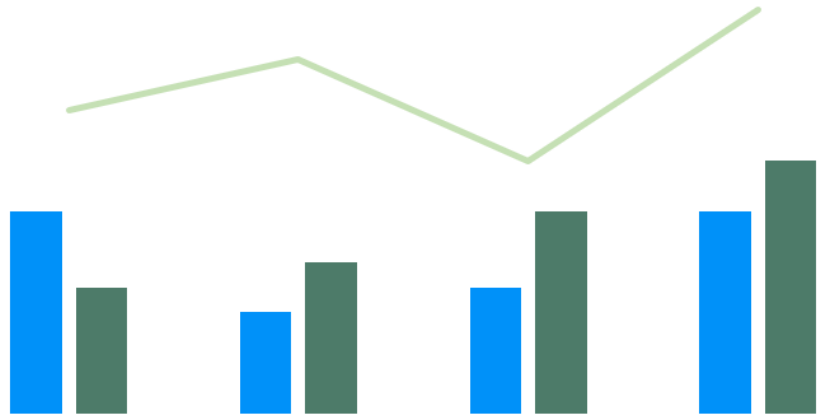


2022

Court of Common Pleas
Caseload Statistics for


Centre County



We are pleased to provide you with a copy of the 2022 County Caseload Display pages. They can also be viewed on the AOPC webpage at www.pacourts.us in the *News & Statistics* section under *Research & Statistics*.

Should you have any questions or comments, please do not hesitate to contact me at 717.231.3300.

Sincerely,

A handwritten signature in black ink, appearing to read "Sasanka", is written over a horizontal line. The signature is fluid and cursive.

Sasanka Adikari, Ph.D.
Data Scientist
Department of Research and Statistics

Table of Contents

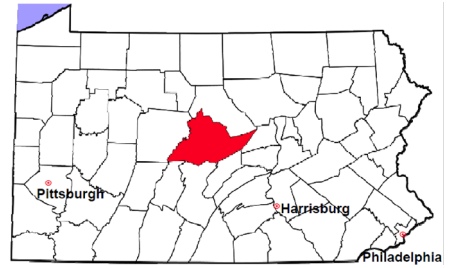
CPCMS Criminal	Page 1
CPCMS Criminal - New Cases by Case Type.....	Page 2
Civil.....	Page 3
Civil - Docketed Cases Listed by Case Type.....	Page 4
Protection From Abuse	Page 5
Spousal & Child Support and Paternity	Page 6
Custody/Partial Custody/Visitation.....	Page 7
Divorce	Page 8
Juvenile Dependency - Active Dependent Inventory	Page 9
Juvenile Dependency - Adjudicated Dependent Inventory	Page 10
Juvenile Delinquency - Cases Pending Disposition.....	Page 11
Juvenile Delinquency - New Cases by Case Type	Page 12
Juvenile Delinquency - Formal Dispositions	Page 13
Juvenile Delinquency - Informal Dispositions	Page 14
Accounts.....	Page 15
Adoptions.....	Page 16
Relinquishments/Terminations	Page 17
Appointment of Guardians	Page 18
Jury Yield and Utilization	Page 19
Problem Solving Courts.....	Pages 20-21

Centre County

2022 Population estimate: 158,425

Class of County: 4th

No. of Common Pleas Court Judgeships: 4



2022 Criminal	No. of Cases
---------------	--------------

Cases Pending 1/1/2022	695
New Cases Filed in 2022	1,398
Reopened Cases	164
Cases Available for Processing	2,257

Processed by:

Withdrawn/Dismissed	287	17.0%
Diversionsary Disposition*	486	28.8%
Guilty Plea	798	47.2%
Non-Jury Trial	6	0.4%
Jury Trial	6	0.4%
Inactive	102	6.0%
Other	4	0.2%
Total Cases Processed	1,689	100.0%

Cases Pending 12/31/2022 **568**

Cases Awaiting Sentencing 91

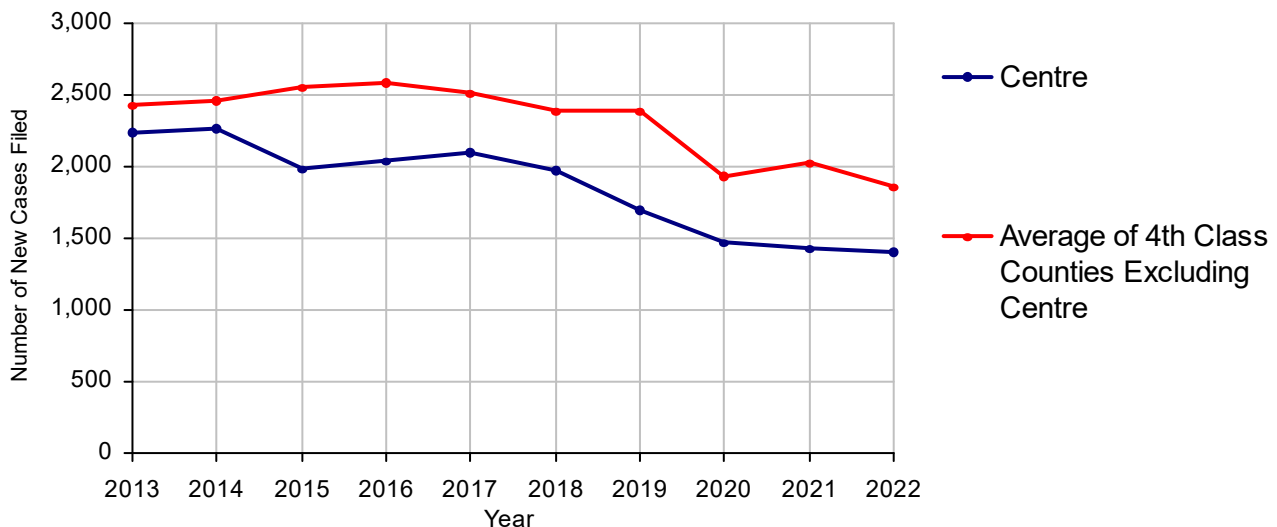
Data provided by CPCMS

* Includes other diversionsary programs such as Veterans Court.

Age of Pending Cases as of 12/31/2022		
---------------------------------------	--	--

0-60 Days	190	33.5%
61-120 Days	119	21.0%
121-180 Days	72	12.7%
181-240 Days	52	9.2%
241-300 Days	26	4.6%
301-360 Days	13	2.3%
Over 360 Days	96	16.9%
Total	568	100.0%

Criminal New Cases, 2013-2022



Centre County

2022 Population: 158,425
 Class of County: 4th
 No. of Common Pleas Judgeships: 4

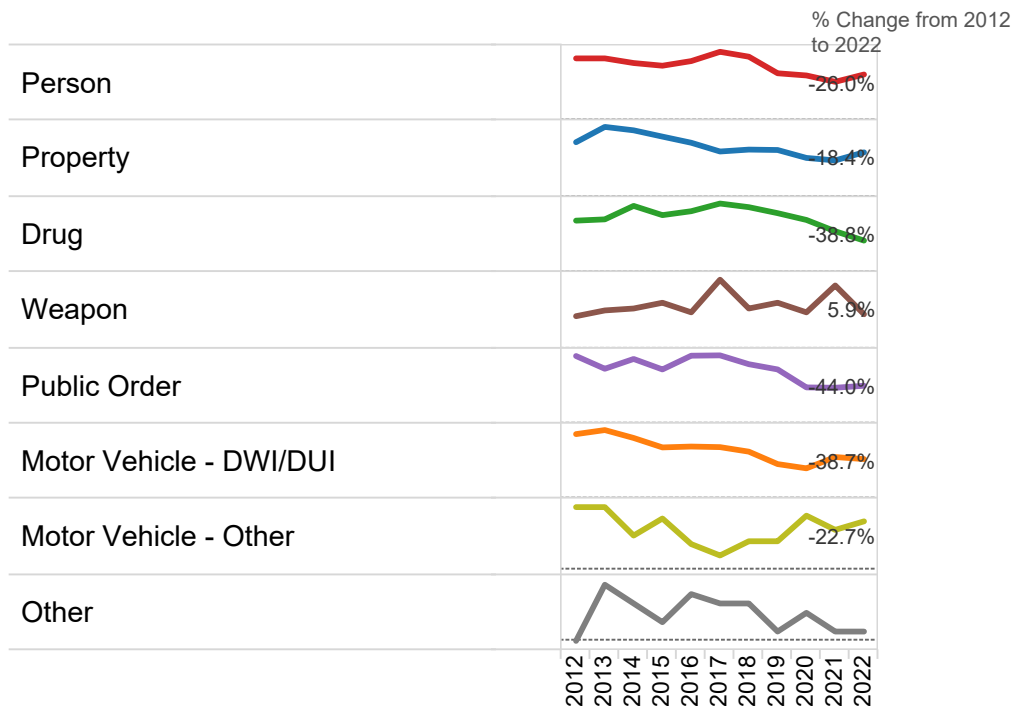


2022 Criminal - New Cases by Offense Type

Case Type	Felony	Misdemeanor	Summary	Total	
Person	74	114	0	188	13.4%
Property	143	184	1	328	23.5%
Drug	45	275	0	320	22.9%
Weapon	10	8	0	18	1.3%
Public Order	21	95	0	116	8.3%
Motor Vehicle - DWI/DUI	17	393	0	410	29.3%
Motor Vehicle - Other	3	14	0	17	1.2%
Other	1	0	0	1	0.1%
Total	314	1,083	1	1,398	100.0%
	22.5%	77.5%	0.1%	100.0%	

Data provided by CPCMS

Criminal New Cases by Offense Type, 2012-2022

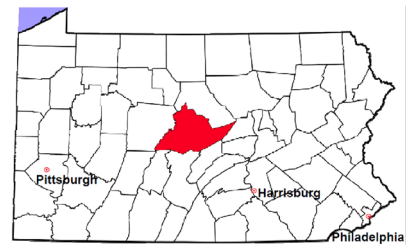


Centre County

2022 Population estimate: 158,425

Class of County: 4th

No. of Common Pleas Court Judgeships: 4

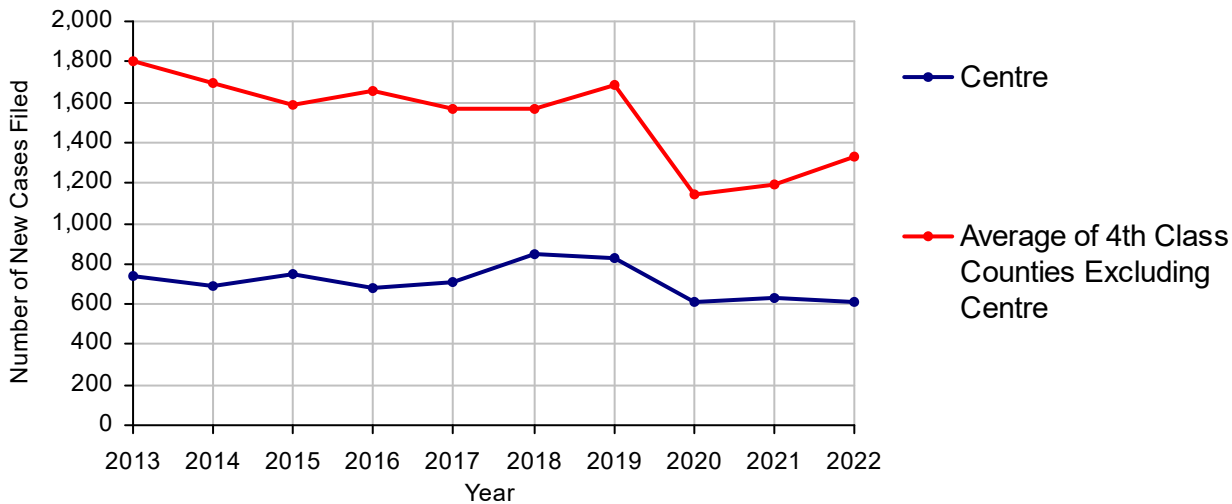


2022 Civil	Civil Action	Other	Total
Cases Pending 1/1/2022	511	552	1,063 (R)
Docketed Cases	393	213	606
Arbitration Appeals	1	1	2
Transferred In	0	0	0
Returned to Active	8	6	14
Cases Available for Processing	913	772	1,685
Processed By:			
Default Judgments	110	51	161
Cases Decided by Arbitration Board	21	5	26
Dispositive Motions	2	2	4
Settlements	53	10	63
Moved to Inactive Status	1	0	1
Transferred/Withdrawn	8	6	14
Dismissed/Discontinued	226	85	311
Administrative Purge	0	0	0
Other	0	0	0
Jury Trial	1	0	1
Non-Jury Trial	8	11	19
Total Cases Processed	430	170	600
Cases Pending 12/31/2022	483	602	1,085

Age of Pending Cases as of 12/31/2022 (Civil Action Only)		
0-6 months	151	31.3%
7-12 months	61	12.6%
13-18 months	44	9.1%
19-24 months	41	8.5%
25-30 months	43	8.9%
31-36 months	26	5.4%
37-42 months	31	6.4%
43-48 months	25	5.2%
49-54 months	21	4.3%
55-60 months	15	3.1%
61-66 months	10	2.1%
67-72 months	5	1.0%
Over 72 months	10	2.1%
Total	483	100.0%

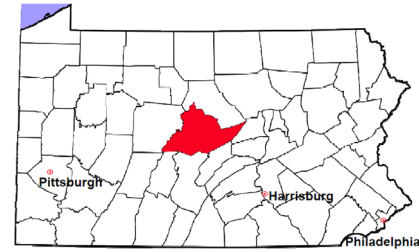
(R) - Revised

Docketed Cases, 2013-2022



Centre County

2022 Population estimate: 158,425
 Class of County: 4th
 No. of Common Pleas Court Judgeships: 4



2022 Civil - Docketed Cases Listed by Case Type

TORT	84	13.9%
<i>(does not include mass tort)</i>		
Intentional	12	
Malicious Prosecution	0	
Motor Vehicle	27	
Nuisance	1	
Premise Liability	14	
Product Liability	2	
Slander/Libel/Defamation	0	
Other	28	
MASS TORT	0	
Asbestos	0	
Tobacco	0	
Toxic Tort - DES	0	
Toxic Tort - Implant	0	
Toxic Waste	0	
Other	0	
PROFESSIONAL LIABILITY	7	1.2%
Dental	0	
Legal	0	
Medical Malpractice	6	
Other	1	
CONTRACT	295	48.7%
<i>(does not include judgments)</i>		
Buyer Plaintiff	5	
Debt Collection: Credit Card	204	
Debt Collection: Other	67	
Employment Dispute: Discrimination	2	
Employment Dispute: Other	1	
Other	16	

REAL PROPERTY	99	16.3%
Ejectment*	15	
Eminent Domain/Condemnation*	4	
Ground Rent	0	
Landlord/Tenant Dispute	7	
Mortgage Foreclosure:		
Residential*	57	
Commercial*	4	
Partition of Real Property*	4	
Quiet Title*	6	
Other*	2	

CIVIL APPEALS	89	14.7%
<i>- Administrative Agencies</i>		
Board of Assessment*	2	
Board of Elections*	0	
Dept. of Transportation*	29	
Zoning Board*	3	
Statutory Appeal - Other*	4	
Other*	51	

MISCELLANEOUS	32	5.3%
Common Law/		
Statutory Arbitration*	0	
Declaratory Judgment*	3	
Mandamus*	2	
Non-Domestic Relations		
Restraining Order*	9	
Quo Warranto*	0	
Replevin*	2	
Other*	16	

TOTAL DOCKETED CASES: 606 100.0%

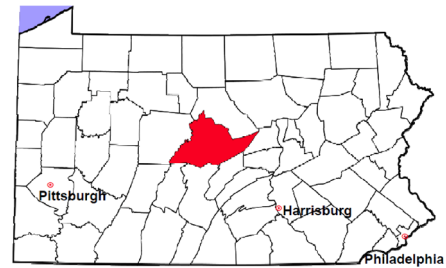
Of the Docketed Cases:

Pro Se Filings: 56 9.2% Class Action Suits 3 0.5% MDJ Appeals: 49 8.1%

*Civil Other

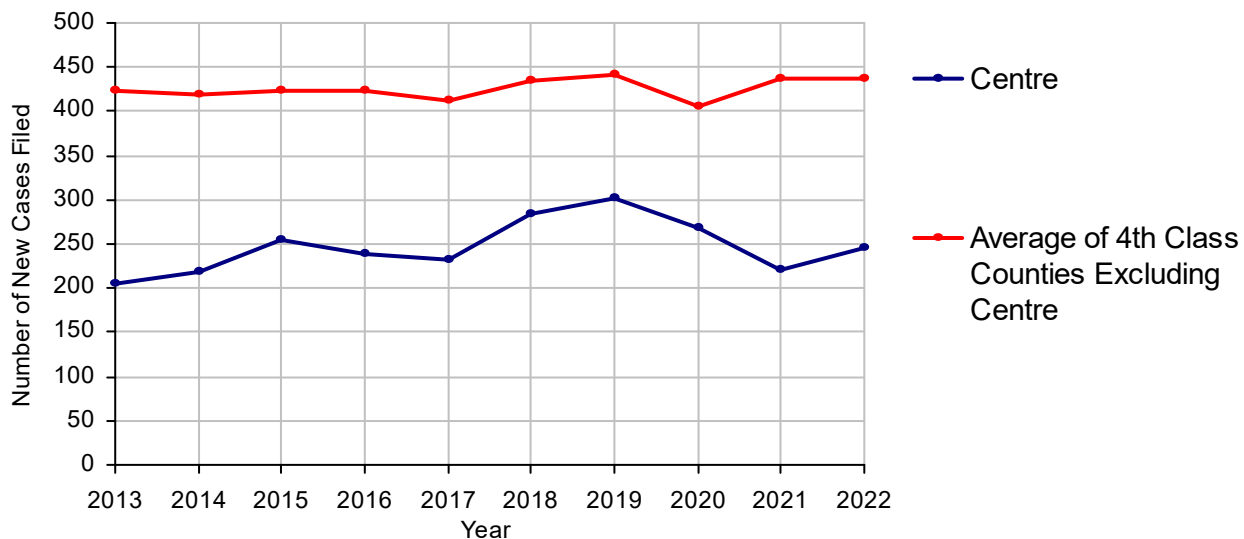
Centre County

2022 Population estimate: 158,425
 Class of County: 4th
 No. of Common Pleas Court Judgeships: 4



2022 Protection From Abuse	No. of Petitions
Cases Pending 1/1/2022	73
New Cases Filed in 2022	245
<i>Of these, Petitions Requesting Temporary Orders: 244 (99.6%)</i>	
<i>Temporary Orders DENIED: 9 (3.7%), Temporary Orders GRANTED: 235 (96.3%)</i>	
Cases Available for Processing	318
Processed By:	
Temporary Order DENIED After Ex Parte Hearing and No Evidentiary Hearing Scheduled	1 0.4%
Temporary Order DISMISSED After Evidentiary Hearing and No Final Order Entered	53 20.6%
Final Order DENIED After Evidentiary Hearing Before a Judge or a Judicial Officer	26 10.1%
Final Order GRANTED After Evidentiary Hearing Before a Judge or a Judicial Officer	54 21.0%
Plaintiff Did Not Appear For Evidentiary Hearing	17 6.6%
Final Order by STIPULATION OR AGREEMENT Between the Parties	36 14.0%
Petition WITHDRAWN by Plaintiff	32 12.5%
TRANSFERRED to Another Jurisdiction	1 0.4%
Other	37 14.4%
Cases Processed	257 100.0%
Cases Pending 12/31/2022	61

PFA New Cases Filed, 2013-2022

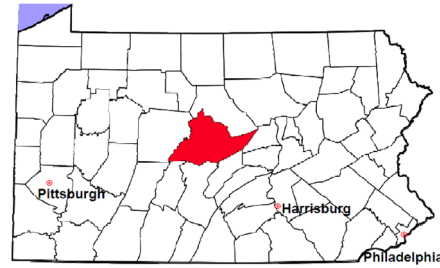


Centre County

2022 Population estimate: 158,425

Class of County: 4th

No. of Common Pleas Court Judgeships: 4



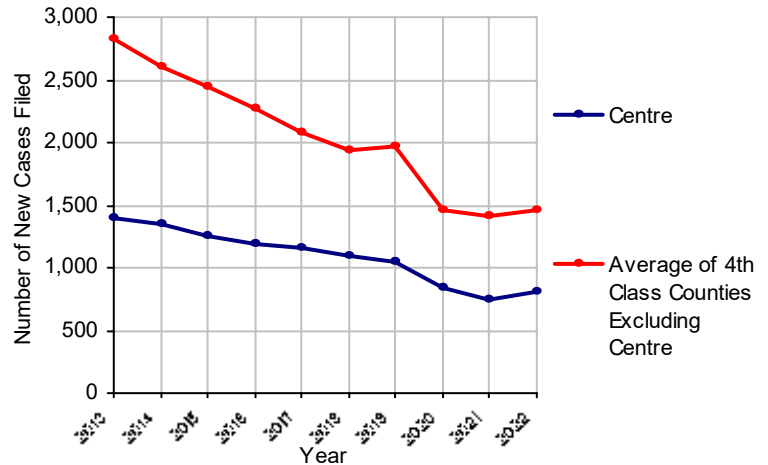
2022 Spousal & Child Support	No. of Petitions
Cases Pending 1/1/2022	86
New Cases Filed in 2022	803
Dockets Transferred In (+)	11
Dockets Transferred Out (-)	1
Cases Available for Processing	899
Processed By:	
Judge	21 2.6%
Intake Officer	790 97.4%
Hearing Officer	0
Other	0
Cases Processed	811 100.0%
Cases Pending 12/31/2022	88

Data provided by PACSES

2022 Paternity	No. of Cases
Acknowledgements Filed:	
Non-Domestic Relations Section	55 85.9%
During Conference	8 12.5%
Non-Stipulated (post genetic test)	1 1.6%
Pre-Trial Conference	0
Total	64 100.0%
Established:	
Stipulated by Genetic Tests	4 14.3%
Default - Father Failed to Appear	0
Adjudication by Court Proceeding	0
Out of State	24 85.7%
Total	28 100.0%
Cases Pending 12/31/2022	6

Data provided by PACSES

Spousal & Child Support New Cases Filed, 2013-2022



DEFINITIONS:

ACKNOWLEDGEMENTS FILED:

NON-DOMESTIC RELATIONS SECTION: The voluntary Acknowledgement of Paternity by the alleged father.

DURING CONFERENCE: The alleged father signed the Acknowledgement of Paternity-Waiver of Trial (PE-010) at the initial child support conference.

NON-STIPULATED (POST GENETIC TEST): The alleged father signed the Acknowledgement of Paternity-Waiver of Trial after genetic tests were conducted and resulted in the alleged father being determined to be the biological father.

PRE-TRIAL CONFERENCE: The alleged father signed the Acknowledgement of Paternity-Waiver of Trial at the pre-trial conference.

ESTABLISHED:

STIPULATED BY GENETIC TESTS: The alleged father requested genetic tests and signed a stipulation that if the test results had a 99% or higher probability of paternity then the alleged father would be stipulated as the biological father of the child.

DEFAULT - FATHER FAILED TO APPEAR: The alleged father failed to appear after being served for either a support conference, hearing, or genetic test and a default paternity order was entered by the court.

ADJUDICATION BY COURT PROCEEDING: The alleged father was determined to be the biological father of the child through a court proceeding.

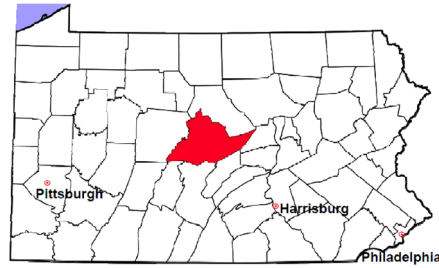
OUT OF STATE: Paternity was established in another state, "Out of state only".

Centre County

2022 Population Estimate: 158,425

Class of County: 4th

No. of Common Pleas Court Judgeships: 4

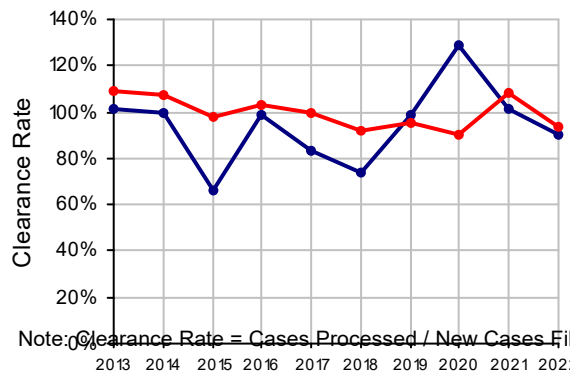


2022 Custody/Partial Custody/Visitation

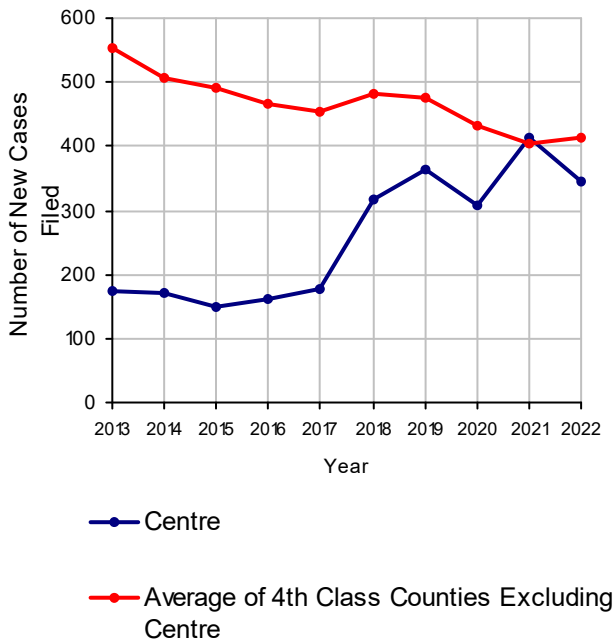
**No. of
Petitions**

Cases Pending 1/1/2022	86
New Cases Filed in 2022	345
Cases Available for Processing	431
Processed By:	
Judge	212 67.9%
Non-Judicial Officer	0
Administrative Review/Purge	0
Other	100 32.1%
Cases Processed	312 100.0%
Cases Pending 12/31/2022	119

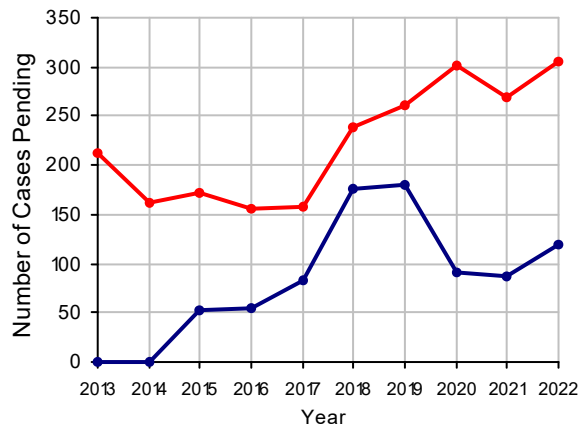
Clearance Rate, 2013-2022



Custody/Partial Custody/Visitation New Cases Filed, 2013-2022



Cases Pending at the End of Year, 2013-2022

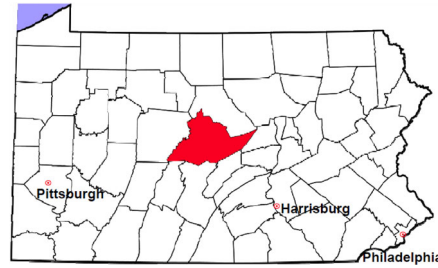


Centre County

2022 Population estimate: 158,425

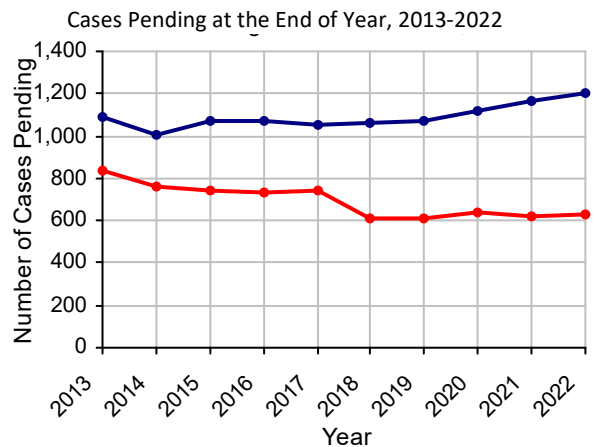
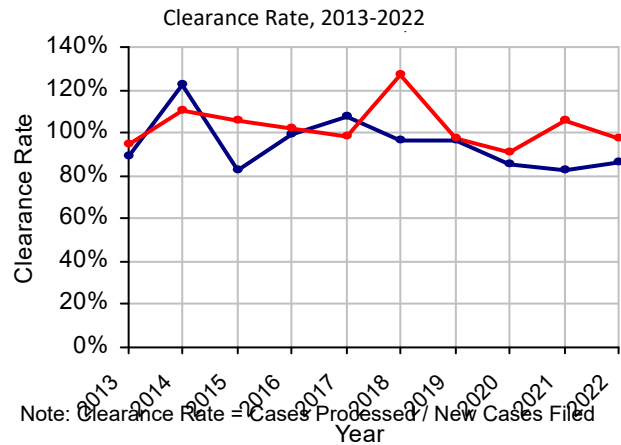
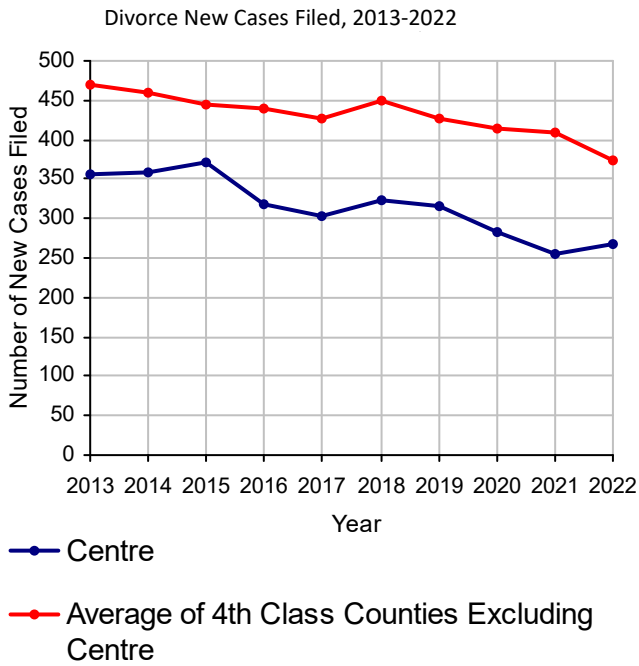
Class of County: 4th

No. of Common Pleas Court Judgeships: 4



2022 Divorce

	No. of Petitions	
Cases Pending 1/1/2022	1,161	
New Cases Filed in 2022	268	
Cases Available for Processing	1,429	
Processed By:		
Contested Before a Judge	0	
Contested Before a Non-Judicial Officer	0	
Uncontested	222	96.5%
Administrative Review/Purge	0	
Other	8	3.5%
Cases Processed	230	100.0%
Cases Pending 12/31/2022	1,199	

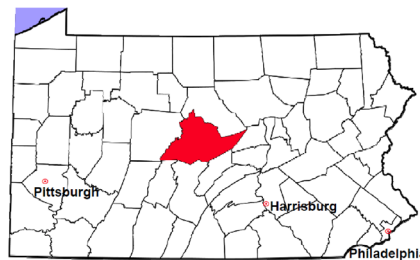


Centre County

2022 Population estimate: 158,425

Class of County: 4th

No. of Common Pleas Court Judgeships: 4

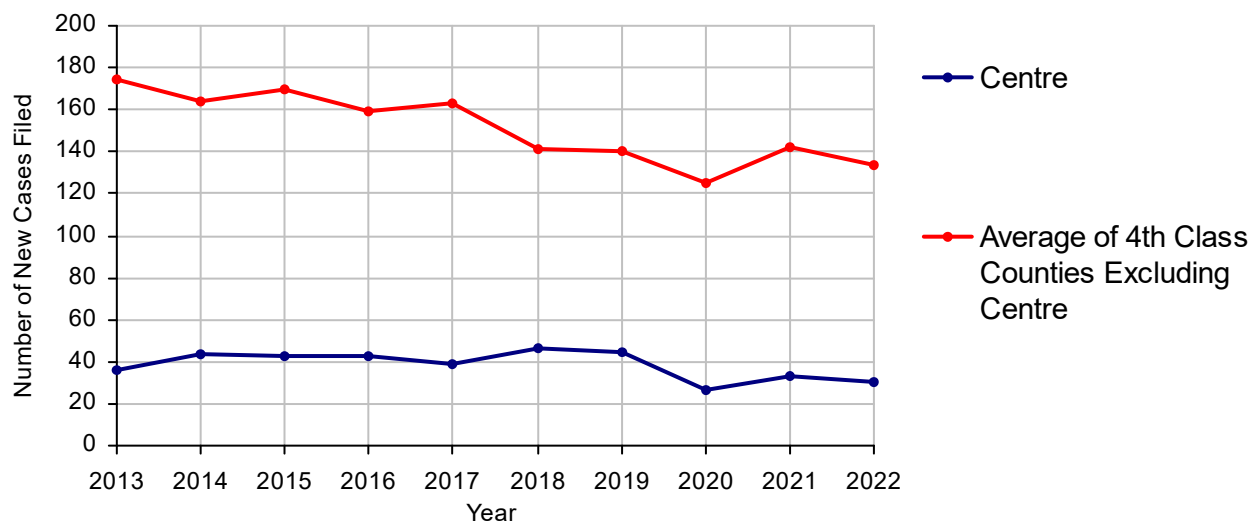


2022 Juvenile Dependency - Petitions Pending Adjudication

	Abuse/ Neglect	Status Offenses	Total
Cases Pending 1/1/2022	2	0	2
New Petitions Filed in 2022	27	3	30
Other	5	0	5
Total Petitions Available for Processing	34	3	37
Processed by:			
Adjudicated Dependent			
Judge	32	3	35
Juvenile Court Hearing Officer	0	0	0
Adjudicated NOT Dependent			
Judge	0	0	0
Juvenile Court Hearing Officer	0	0	0
Withdrawn/Dismissed/Transferred	1	0	1
Other	1	0	1
Total Petitions Processed	34	3	37
Cases Pending 12/31/2022	0	0	0

Data provided by CPCMS

Abuse/Neglect and Status Offenses New Cases Filed, 2013-2022

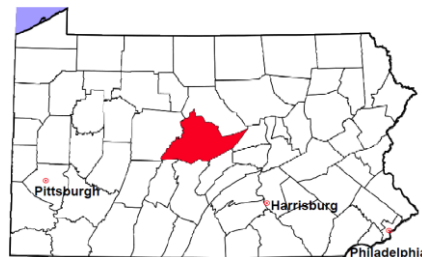


Centre County

2022 Population estimate: 158,425

Class of County: 4th

No. of Common Pleas Court Judgeships: 4



2022 Juvenile Dependency - Adjudicated Dependent Inventory

	Abuse/ Neglect	Status Offenses	Total
Cases Pending 1/1/2022	74	0	74
New Adjudicated Dependent Cases	32	3	35
Other	1	0	1
Total Adjudicated Dependent Cases	107	3	110

Court Supervision Terminated:

Family Reunification	4	10.3%	1	100.0%	5	12.5%
Adoption	15	38.5%	0		15	37.5%
Placement with a Relative/Guardian	12	30.8%	0		12	30.0%
Aged Out	7	17.9%	0		7	17.5%
Other Permanency Outcomes*	1	2.6%	0		1	2.5%
Other**	0		0		0	
Total Adjudicated Dependent Cases Terminated	39	100.0%	1	100.0%	40	100.0%
Cases Pending 12/31/2022	68		2		70	

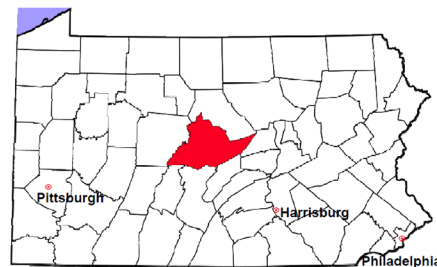
Data provided by CPCMS

* Other Permanency Outcomes include: adjudicated delinquent, death due to natural causes, emancipation, permanent living arrangement, and parent has come forward.

** Other includes cases where court supervision is terminated due to transfer out of jurisdiction, withdrawal and administrative closure.

Centre County

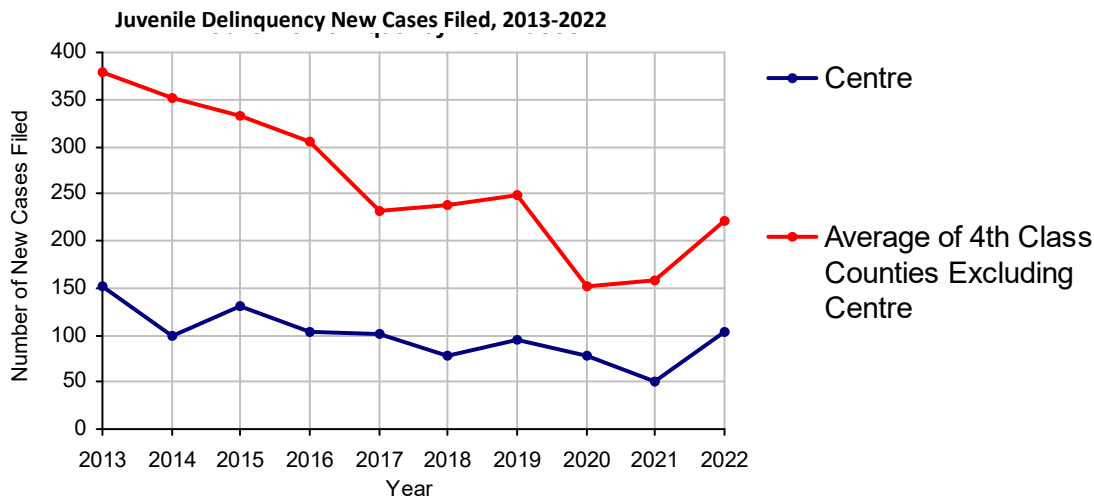
2022 Population estimate: 158,425
 Class of County: 4th
 No. of Common Pleas Court Judgeships: 4



2022 Juvenile Delinquency - Cases Pending Disposition

Begin Pending	12
New Cases	103
Consent Decree Revoked	7
Informal Adjustment Program Revoked	0
Alternative Program Revoked	0
Warrant Returned	0
Other	10
Total Cases Available for Disposition	132
Warrant Issued	0
Disposed by:	
Adjudicated Delinquent by a Judge	15
Adjudicated Delinquent by a Juvenile Court Hearing Officer	0
Consent Decree Entered	60
Informal Adjustment Program Entered	9
Warned and Counseled (Pre-Petition)	1
Dismissed/Withdrawn/Transferred	17
Transferred to Criminal Court	0
Other	5
Total Cases Disposed	107
End Pending	25

Data provided by CPCMS



Centre County

2022 Population: 158,425
 Class of County: 4th
 No. of Common Pleas Judgeships: 4

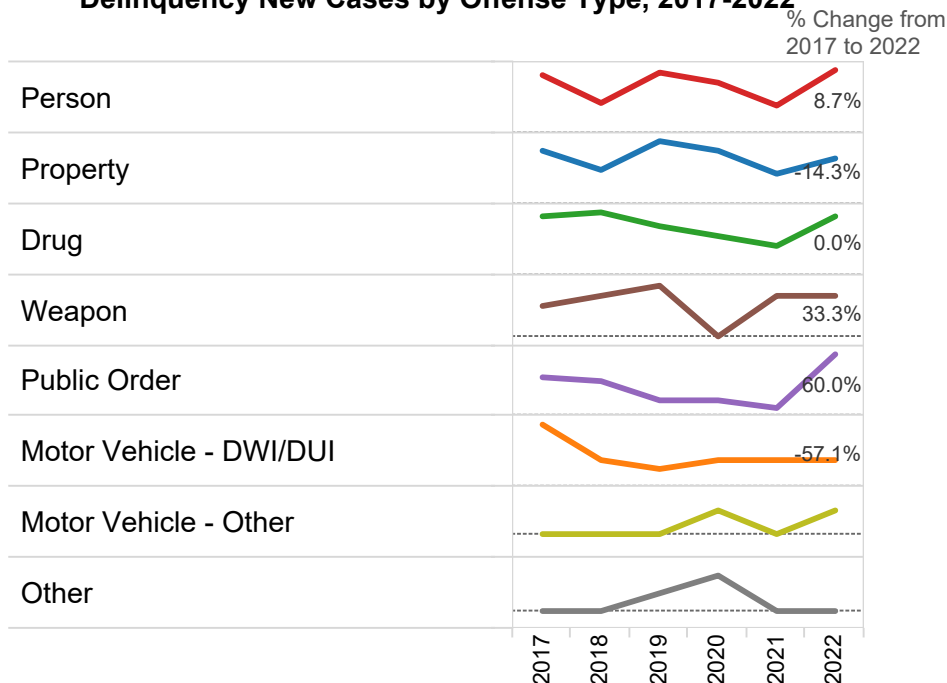


2022 Delinquency - New Cases by Offense Type

Case Type	Felony	Misdemeanor	Summary	Total	
Person	8	16	1	25	24.3%
Property	14	10	0	24	23.3%
Drug	2	28	0	30	29.1%
Weapon	0	4	0	4	3.9%
Public Order	1	15	0	16	15.5%
Motor Vehicle - DWI/DUI	0	3	0	3	2.9%
Motor Vehicle - Other	0	1	0	1	1.0%
Other	0	0	0	0	0.0%
Total	25	77	1	103	100.0%
	24.3%	74.8%	1.0%	100.0%	

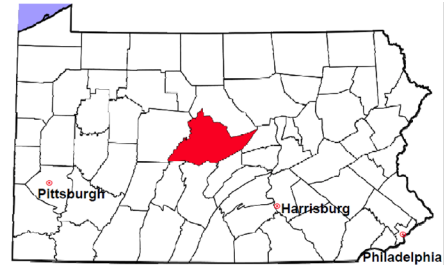
Data provided by CPCMS

Delinquency New Cases by Offense Type, 2017-2022



Centre County

2022 Population estimate: 158,425
Class of County: 4th
No. of Common Pleas Court Judgeships: 4



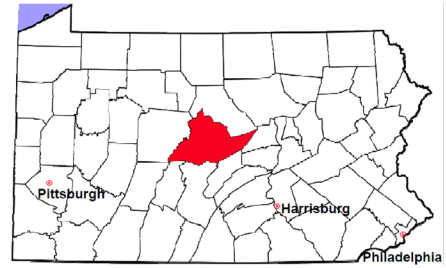
2022 Juvenile Delinquency - Formal Dispositions

Begin Pending	38
Adjudicated Delinquent by a Judge	15
Adjudicated Delinquent by a Juvenile Court Hearing Officer	0
Warrant Returned	0
Other	2
Total Adjudicated Delinquent Cases	55
Warrant Issued	0
Court Supervision Terminated:	
Conditions Satisfied	8
Compelling Reasons	7
Reached Age 21	2
Transferred to Another Juvenile Court	0
Other	0
Total Adjudicated Delinquent Cases Terminated	17
End Pending	38

(R) - Revised
Data provided by CPCMS

Centre County

2022 Population estimate: 158,425
 Class of County: 4th
 No. of Common Pleas Court Judgeships: 4

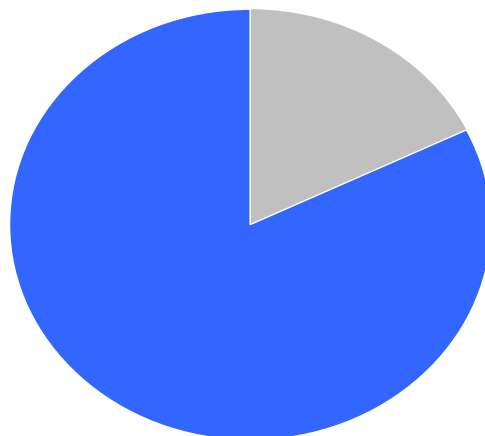


2022 Juvenile Delinquency - Informal Dispositions

Pending Consent Decrees	25
Pending Informal Adjustments	1
New Consent Decrees	60
New Informal Adjustments	9
Warrant Returned	0
Other	0
Cases Informally Disposed	95
Warrant Issued	0
Terminated by:	
Consent Decree Completed	30
Informal Adjustment Completed	7
Consent Decree Revoked	7
Informal Adjustment Program Revoked	0
Other	5
Total Informally Disposed Cases Terminated	49
End Pending	46

(R) - Revised
 Data provided by CPCMS

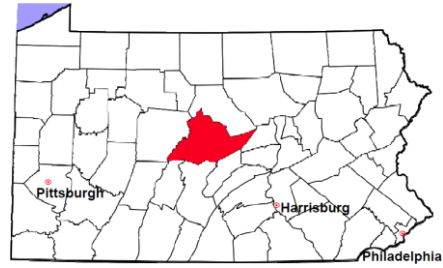
Informal Dispositions: **82%**



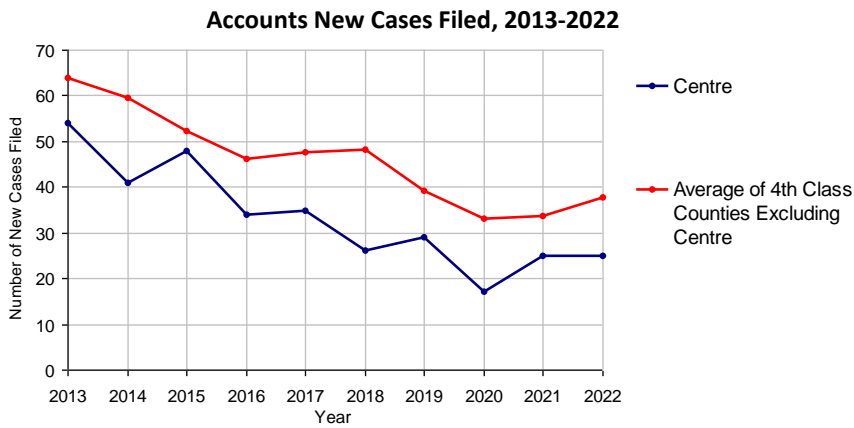
Delinquency Cases are disposed either formally, at a proceeding held before a judge or hearing officer, or informally without a proceeding. Informal dispositions include informal adjustments supervised by a juvenile probation officer; consent decrees agreed upon with the District Attorney after a petition is filed; or other pre-petition process by the juvenile probation department.

Centre County

2022 Population estimate: 158,425
 Class of County: 4th
 No. of Common Pleas Court Judgeships: 4

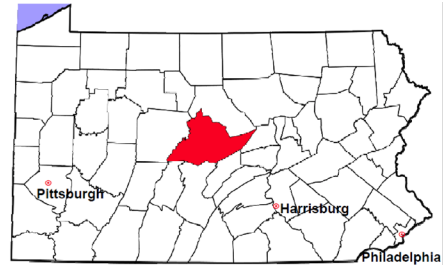


2022 Accounts	No. of Cases
Cases Pending 1/1/2022	12
New Cases Filed in 2022	25
Cases Available for Processing	37
Processed By:	
Contested before a Judge	1 4.5%
Contested before a Non-Judicial Officer	0
Uncontested	19 86.4%
Other	2 9.1%
Cases Processed	22 100.0%
Cases Pending 12/31/2022	15



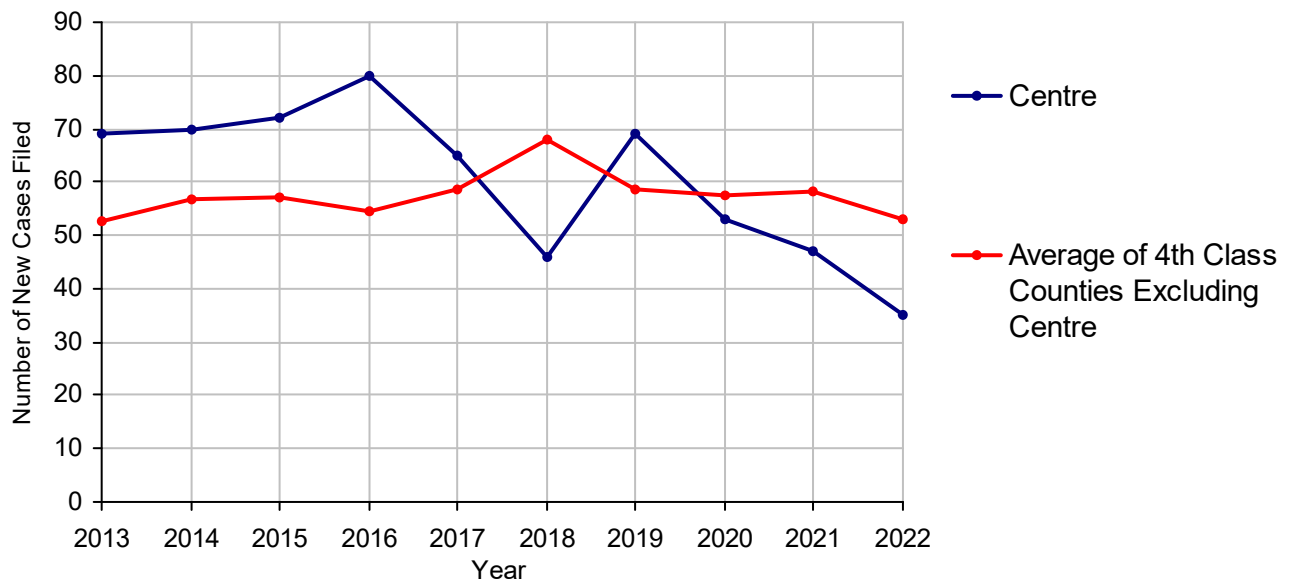
Centre County

2022 Population estimate: 158,425
 Class of County: 4th
 No. of Common Pleas Court Judgeships: 4



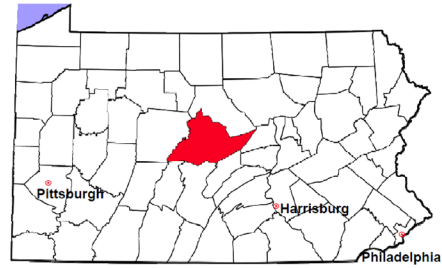
2022 Adoptions		No. of Cases	
Cases Pending 1/1/2022		18	
New Cases Filed in 2022		35	
Cases Available for Processing		53	
Processed By:			
Contested before a Judge	Granted	0	
	Denied	0	
Uncontested	Granted	33	89.2%
	Denied	0	
Other		4	10.8%
Cases Processed		37	100.0%
Cases Pending 12/31/2022		16	

Adoptions New Cases Filed, 2013-2022

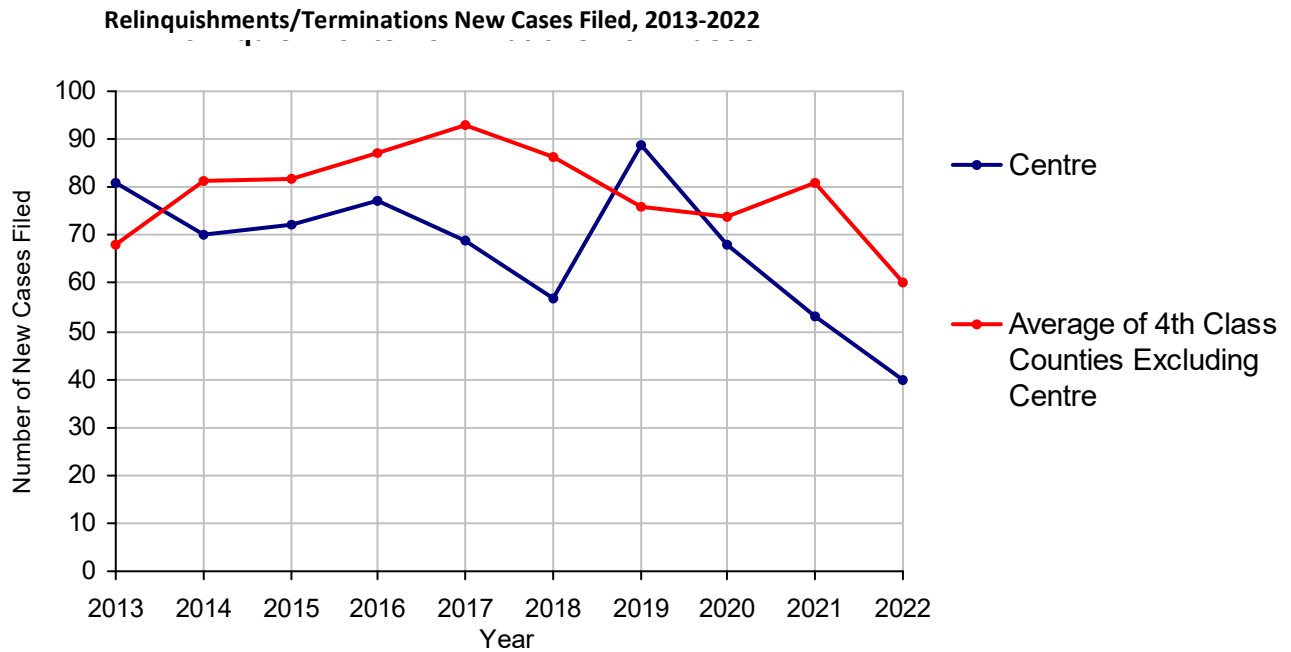


Centre County

2022 Population estimate: 158,425
 Class of County: 4th
 No. of Common Pleas Court Judgeships: 4

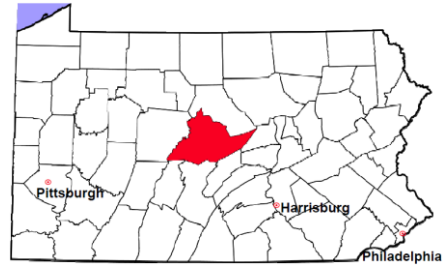


2022 Relinquishments/Terminations	No. of Cases
Cases Pending 1/1/2022	54
New Cases Filed in 2022	40
Cases Available for Processing	94
Processed By:	
Contested before a Judge	1 2.8%
Uncontested	29 80.6%
Other	6 16.7%
Cases Processed	36 100.0%
Cases Pending 12/31/2022	58

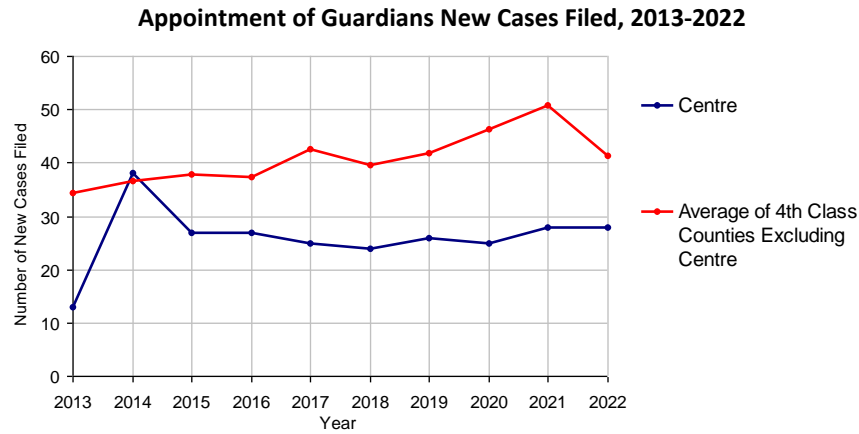


Centre County

2022 Population estimate: 158,425
 Class of County: 4th
 No. of Common Pleas Court Judgeships: 4

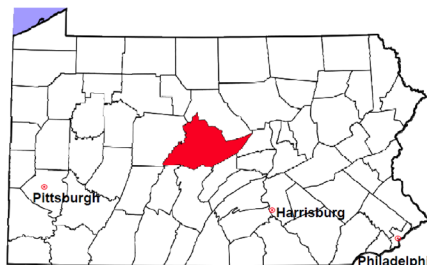


2022 Appointment of Guardians	No. of Cases
Cases Pending 1/1/2022	16
New Cases Filed in 2022	28
Cases Available for Processing	44
Processed By:	
Contested before a Judge	0
Uncontested	24 100.0%
Other	0
Cases Processed	24 100.0%
Cases Pending 12/31/2022	20



Centre County

2022 Population estimate: 158,425
 Class of County: 4th
 No. of Common Pleas Court Judgeships: 4



2022 Jury Yield and Utilization

Jury Yield

Qualification Questionnaires/Summonses Mailed:	9,332	A		
Returned Undeliverable:	2,485	B	26.6%	Of Qualification Questionnaires/ Summonses Mailed
Not Responded to:	1,060	C	11.4%	
the Number of Prospective Jurors:				
Disqualified:	907	D	9.7%	
Exempted:	457	E	4.9%	
Excused:	2,478	F	26.6%	
Deferred to New Term:	610	G	6.5%	
Deferred from Previous Term:	704	H	7.5%	
Total Number of Qualified Jurors Available for Service:	2,039	I	21.8%	

$I = A - B - C - D - E - F - G + H$

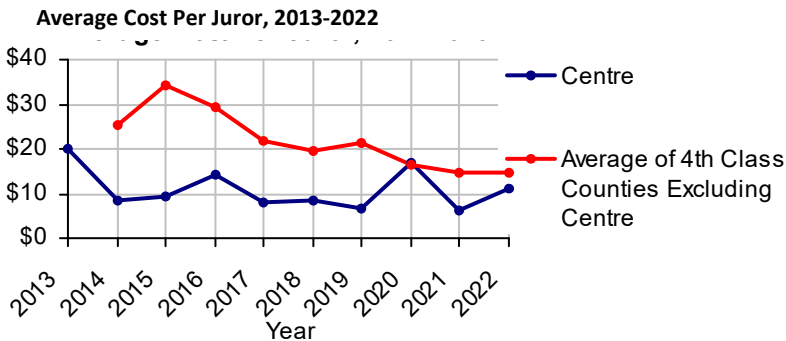
Jury Utilization

the Number of Jurors:			
Reporting for Service:	1,935	94.9%	Of Jurors Qualified and Available
Told Not to Report for Service:	0		
Sent to Courtroom for Jury Selection (Voir Dire):	835	43.2%	Of Jurors Reporting for Service
Impaneled or Sworn (jurors/alternates):	364	18.8%	
Removed for Cause/Hardship:	161		
Removed by Peremptory Challenge:	310		
Number of Jury Trials Started:	9		
Pool Days:	7		
Zero Panel Days:	0		(Of Pool Days)

Jury Costs

Total Annual Budget for Juror Operations:	\$104,324.00	J
Average Cost Per Juror:	\$11.18	K

$K = J/A$



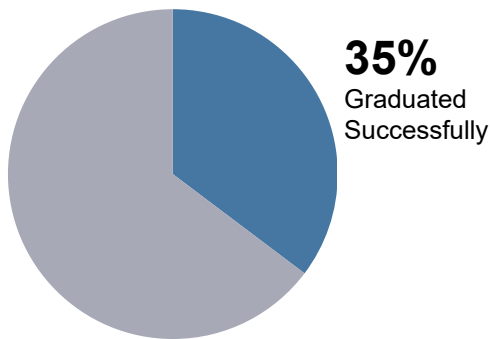
Centre County

2022 Problem Solving Courts

17 Discharges

28 Admissions

Of All Court Participants Discharged:

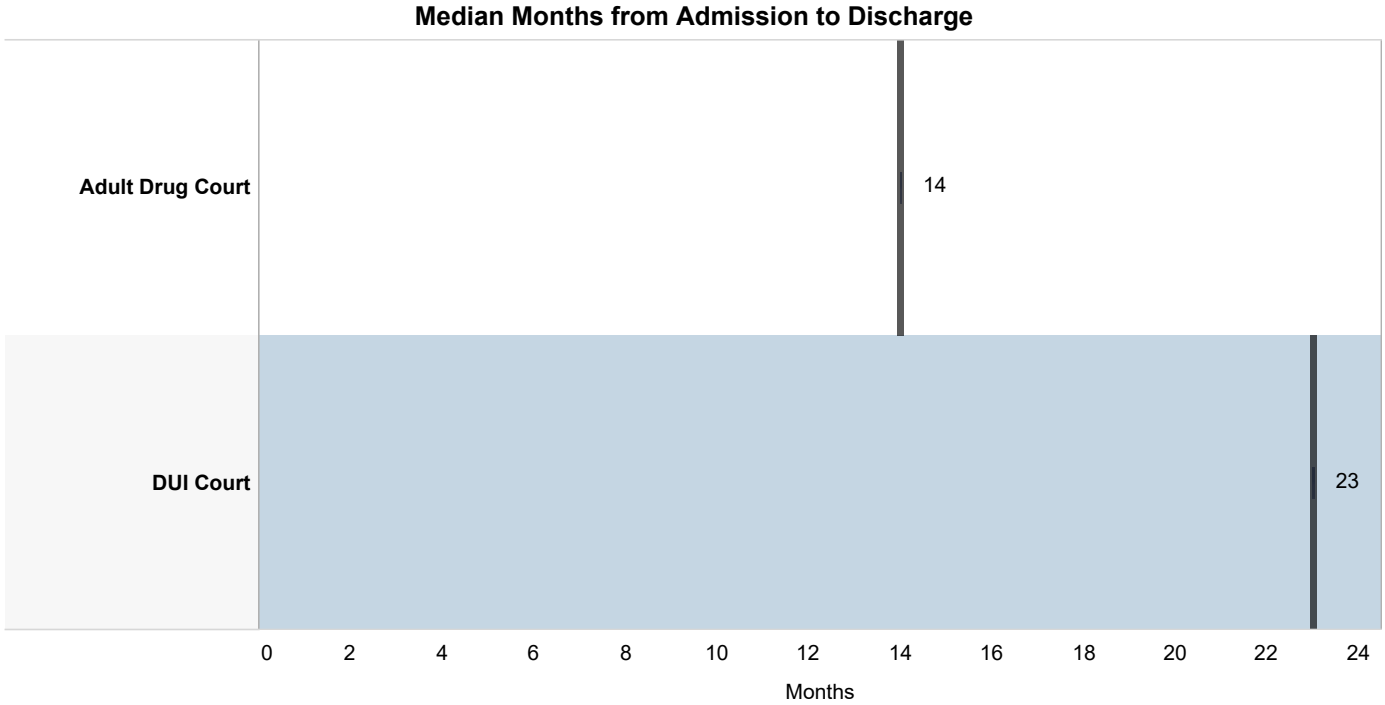


Discharge Reason

	Successfully Completed	Unsuccessful/ New Offense	Unsuccessful /Non-Compliant	Other	Total Discharges
Adult Drug Court	1 (11.1%)	3 (33.3%)	2 (22.2%)	3 (33.3%)	9 (100.0%)
DUI Court	5 (62.5%)		1 (12.5%)	2 (25.0%)	8 (100.0%)

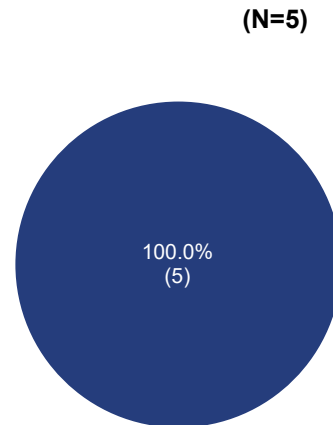

Centre County

2022 Problem Solving Courts



Among successful graduates, there was a 25% increase in employment.

100% of the employed successful graduates were employed full time:



6% (1) of all participants have improved in **education level** at discharge.

■ Employed Full Time

DEPARTMENT OF RESEARCH & STATISTICS

KIM NIEVES, PH.D.

DIRECTOR

ANDREW GINDER, MPA

ASSISTANT DIRECTOR

YAN LIU, M.S.

SENIOR STATISTICAL ANALYST

SASANKA ADIKARI, PH.D

DATA SCIENTIST

AMANDA PEREIRA

RESEARCH ASSISTANT