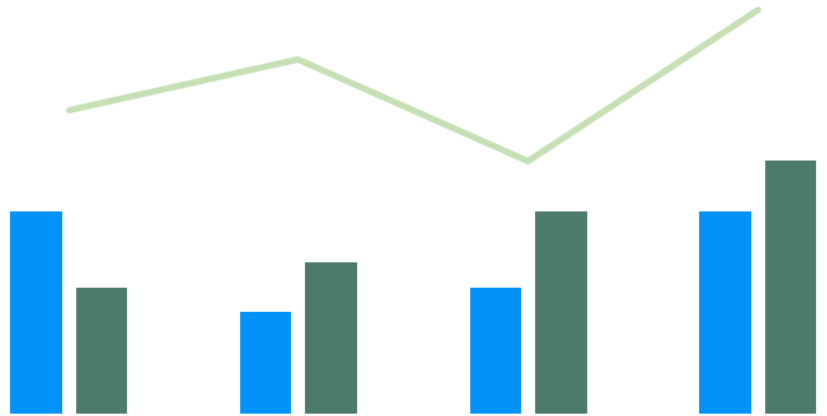


# 2022

Court of Common Pleas  
Caseload Statistics for

# Columbia County






We are pleased to provide you with a copy of the 2022 County Caseload Display pages. They can also be viewed on the AOPC webpage at [www.pacourts.us](http://www.pacourts.us) in the *News & Statistics* section under *Research & Statistics*.

Should you have any questions or comments, please do not hesitate to contact me at 717.231.3300.

Sincerely,

A handwritten signature in black ink, appearing to read 'Sasanka', is written over a horizontal line. The signature is fluid and cursive.

Sasanka Adikari, Ph.D.  
Data Scientist  
Department of Research and Statistics



# Table of Contents

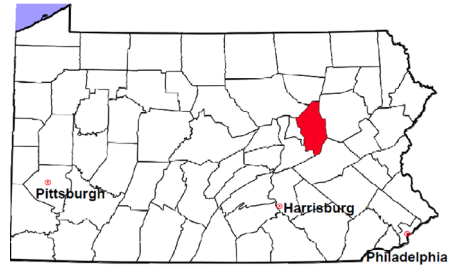
CPCMS Criminal .....	Page 1
CPCMS Criminal - New Cases by Case Type.....	Page 2
Civil.....	Page 3
Civil - Docketed Cases Listed by Case Type.....	Page 4
Protection From Abuse .....	Page 5
Spousal & Child Support and Paternity .....	Page 6
Custody/Partial Custody/Visitation.....	Page 7
Divorce .....	Page 8
Juvenile Dependency - Active Dependent Inventory .....	Page 9
Juvenile Dependency - Adjudicated Dependent Inventory .....	Page 10
Juvenile Delinquency - Cases Pending Disposition.....	Page 11
Juvenile Delinquency - New Cases by Case Type .....	Page 12
Juvenile Delinquency - Formal Dispositions .....	Page 13
Juvenile Delinquency - Informal Dispositions .....	Page 14
Accounts.....	Page 15
Adoptions.....	Page 16
Relinquishments/Terminations .....	Page 17
Appointment of Guardians .....	Page 18
Jury Yield and Utilization .....	Page 19
Problem Solving Courts.....	Pages 20-21

# Columbia County

2022 Population estimate: 64,926

Class of County: 6th

No. of Common Pleas Court Judgeships: 2  
(Columbia and Montour combined)



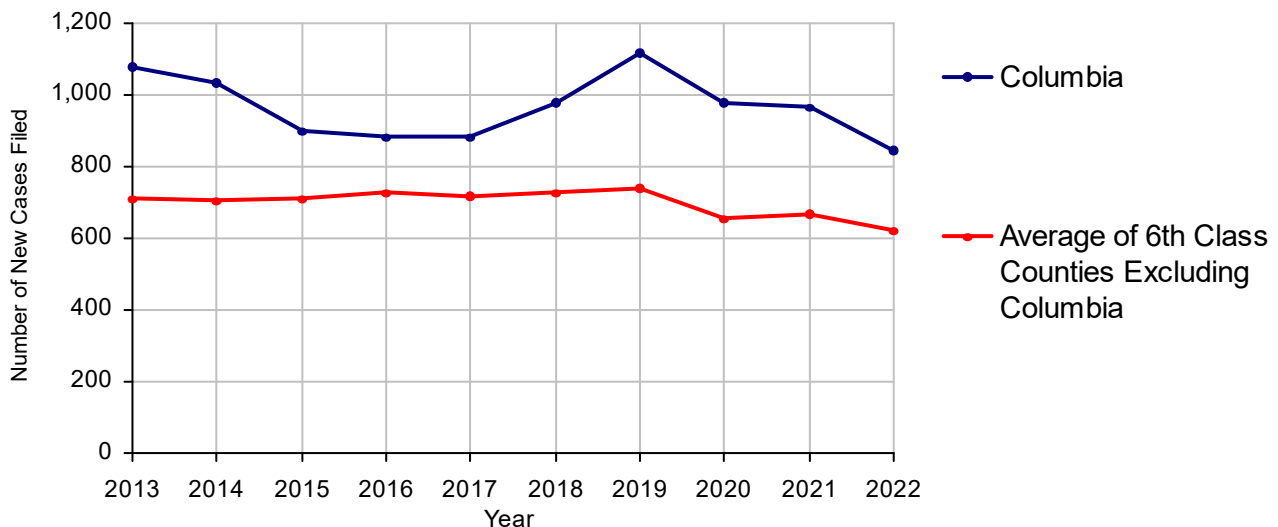
<b>2022 Criminal</b>	<b>No. of Cases</b>	
Cases Pending 1/1/2022	1,105	
New Cases Filed in 2022	846	
Reopened Cases	177	
<b>Cases Available for Processing</b>	<b>2,128</b>	
<b>Processed by:</b>		
Withdrawn/Dismissed	165	17.6%
Diversionsary Disposition*	153	16.3%
Guilty Plea	528	56.2%
Non-Jury Trial	2	0.2%
Jury Trial	9	1.0%
Inactive	66	7.0%
Other	16	1.7%
<b>Total Cases Processed</b>	<b>939</b>	<b>100.0%</b>
<b>Cases Pending 12/31/2022</b>	<b>1,189</b>	
Cases Awaiting Sentencing	125	

<b>Age of Pending Cases as of 12/31/2022</b>		
0-60 Days	148	12.4%
61-120 Days	129	10.8%
121-180 Days	105	8.8%
181-240 Days	105	8.8%
241-300 Days	92	7.7%
301-360 Days	69	5.8%
Over 360 Days	541	45.5%
<b>Total</b>	<b>1,189</b>	<b>100.0%</b>

Data provided by CPCMS

\* Includes other diversionsary programs such as Veterans Court.

**Criminal New Cases, 2013-2022**



# Columbia County

2022 Population: 64,926  
 Class of County: 6th  
 No. of Common Pleas Judgeships: 2  
 (Columbia and Montour combined)

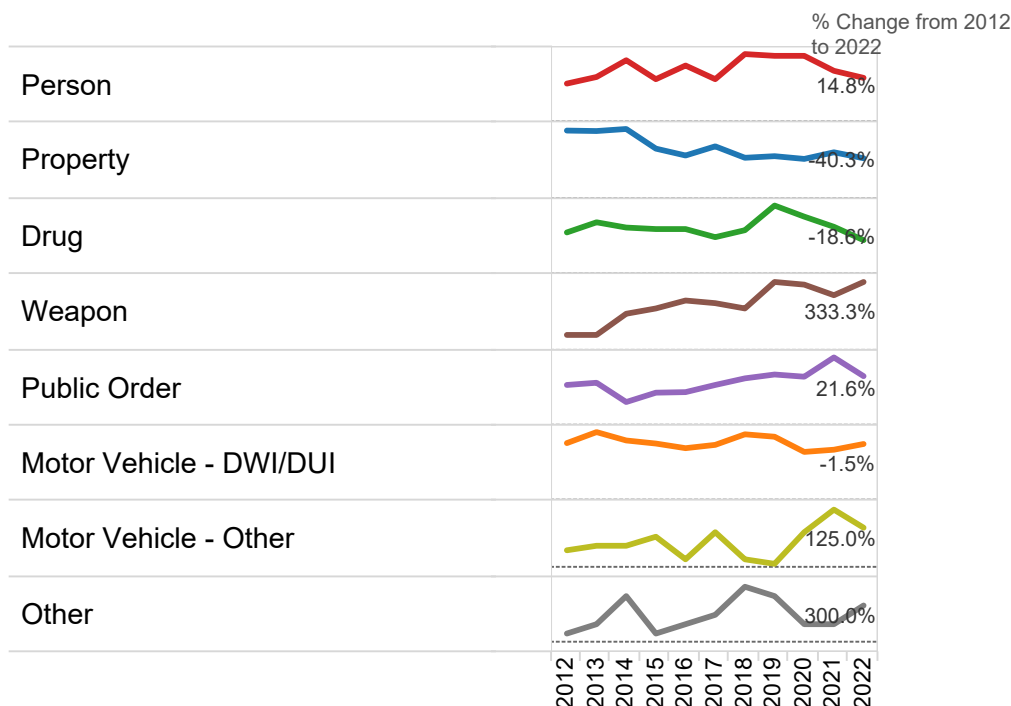


## 2022 Criminal - New Cases by Offense Type

Case Type	Felony	Misdemeanor	Summary	Total	
Person	56	45	0	101	11.9%
Property	78	100	1	179	21.2%
Drug	42	138	0	180	21.3%
Weapon	20	6	0	26	3.1%
Public Order	34	56	0	90	10.6%
Motor Vehicle - DWI/DUI	8	249	0	257	30.4%
Motor Vehicle - Other	0	9	0	9	1.1%
Other	4	0	0	4	0.5%
<b>Total</b>	<b>242</b>	<b>603</b>	<b>1</b>	<b>846</b>	<b>100.0%</b>
	<b>28.6%</b>	<b>71.3%</b>	<b>0.1%</b>	<b>100.0%</b>	

Data provided by CPCMS

### Criminal New Cases by Offense Type, 2012-2022



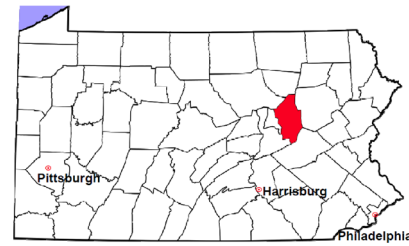
# Columbia County

2022 Population estimate: 64,926

Class of County: 6th

No. of Common Pleas Court Judgeships: 2

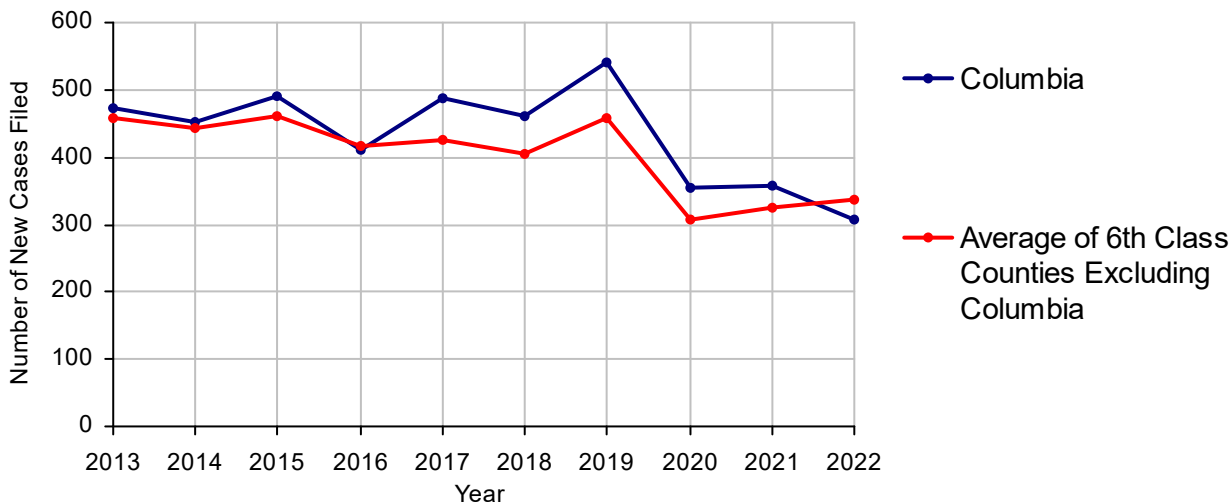
(Columbia and Montour combined)



2022 Civil	Civil Action	Other	Total
Cases Pending 1/1/2022	327	121	448
Docketed Cases	206	102	308
Arbitration Appeals	4	0	4
Transferred In	0	0	0
Returned to Active	1	0	1
<b>Cases Available for Processing</b>	<b>538</b>	<b>223</b>	<b>761</b>
Processed By:			
Default Judgments	74	21	95
Cases Decided by Arbitration Board	14	0	14
Dispositive Motions	7	6	13
Settlements	3	7	10
Moved to Inactive Status	0	0	0
Transferred/Withdrawn	16	0	16
Dismissed/Discontinued	74	36	110
Administrative Purge	29	9	38
Other	8	5	13
Jury Trial	2	0	2
Non-Jury Trial	1	0	1
<b>Total Cases Processed</b>	<b>228</b>	<b>84</b>	<b>312</b>
<b>Cases Pending 12/31/2022</b>	<b>310</b>	<b>139</b>	<b>449</b>

Age of Pending Cases as of 12/31/2022 (Civil Action Only)		
0-6 months	115	37.1%
7-12 months	29	9.4%
13-18 months	20	6.5%
19-24 months	9	2.9%
25-30 months	20	6.5%
31-36 months	10	3.2%
37-42 months	7	2.3%
43-48 months	5	1.6%
49-54 months	9	2.9%
55-60 months	20	6.5%
61-66 months	22	7.1%
67-72 months	20	6.5%
Over 72 months	24	7.7%
<b>Total</b>	<b>310</b>	<b>100.0%</b>

Docketed Cases, 2013-2022



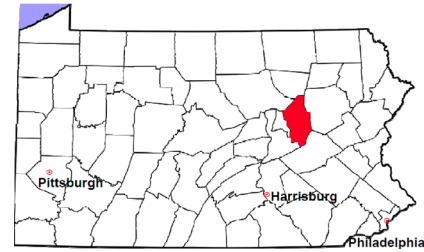


# Columbia County

2022 Population estimate: 64,926

Class of County: 6th

No. of Common Pleas Court Judgeships: 2  
(Columbia and Montour combined)



## 2022 Civil - Docketed Cases Listed by Case Type

<b>TORT</b>	<b>25</b>	<b>8.1%</b>	<b>REAL PROPERTY</b>	<b>76</b>	<b>24.7%</b>
<i>(does not include mass tort)</i>			Ejectment*	5	
Intentional	2		Eminent Domain/Condemnation*	0	
Malicious Prosecution	0		Ground Rent	0	
Motor Vehicle	13		Landlord/Tenant Dispute	6	
Nuisance	0		Mortgage Foreclosure:		
Premise Liability	1		Residential*	50	
Product Liability	0		Commercial*	3	
Slander/Libel/Defamation	0		Partition of Real Property*	2	
Other	9		Quiet Title*	7	
<b>MASS TORT</b>	<b>1</b>	<b>0.3%</b>	Other*	3	
Asbestos	0		<b>CIVIL APPEALS</b>	<b>17</b>	<b>5.5%</b>
Tobacco	0		<i>- Administrative Agencies</i>		
Toxic Tort - DES	0		Board of Assessment*	5	
Toxic Tort - Implant	0		Board of Elections*	0	
Toxic Waste	0		Dept. of Transportation*	7	
Other	1		Zoning Board*	0	
<b>PROFESSIONAL LIABILITY</b>	<b>4</b>	<b>1.3%</b>	Statutory Appeal - Other*	1	
Dental	0		Other*	4	
Legal	0		<b>MISCELLANEOUS</b>	<b>15</b>	<b>4.9%</b>
Medical Malpractice	2		Common Law/		
Other	2		Statutory Arbitration*	0	
<b>CONTRACT</b>	<b>170</b>	<b>55.2%</b>	Declaratory Judgment*	5	
<i>(does not include judgments)</i>			Mandamus*	0	
Buyer Plaintiff	0		Non-Domestic Relations		
Debt Collection: Credit Card	62		Restraining Order*	1	
Debt Collection: Other	87		Quo Warranto*	0	
Employment Dispute: Discrimination	0		Replevin*	2	
Employment Dispute: Other	3		Other*	7	
Other	18		<b>TOTAL DOCKETED CASES:</b>	<b>308</b>	<b>100.0%</b>

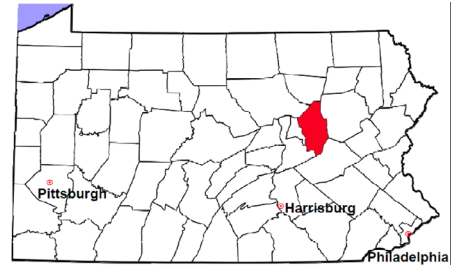
### Of the Docketed Cases:

Pro Se Filings: 1 0.3%      Class Action Suits 0      MDJ Appeals: 17 5.5%

\*Civil Other

# Columbia County

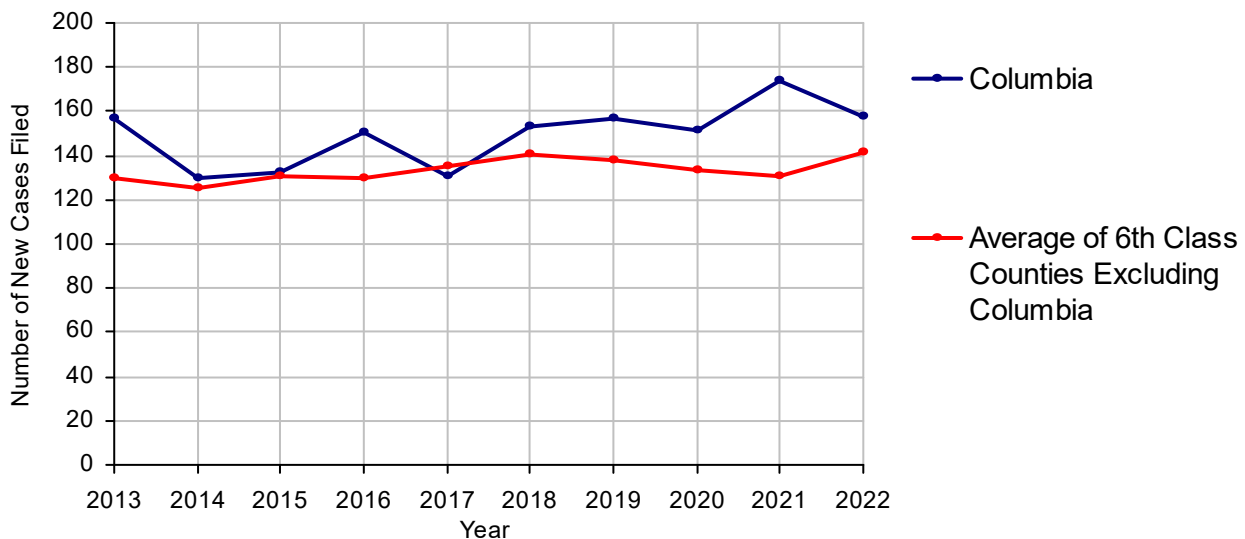
2022 Population estimate: 64,926  
 Class of County: 6th  
 No. of Common Pleas Court Judgeships: 2  
 (Columbia and Montour combined)



## 2022 Protection From Abuse

	<b>No. of Petitions</b>
Cases Pending 1/1/2022	48
New Cases Filed in 2022	158
<i>Of these, Petitions Requesting Temporary Orders: 158 (100.0%)</i>	
<i>Temporary Orders DENIED: 4 (2.5%), Temporary Orders GRANTED: 154 (97.5%)</i>	
<b>Cases Available for Processing</b>	<b>206</b>
Processed By:	
Temporary Order DENIED After Ex Parte Hearing and No Evidentiary Hearing Scheduled	1 1.0%
Temporary Order DISMISSED After Evidentiary Hearing and No Final Order Entered	2 1.9%
Final Order DENIED After Evidentiary Hearing Before a Judge or a Judicial Officer	4 3.8%
Final Order GRANTED After Evidentiary Hearing Before a Judge or a Judicial Officer	38 36.5%
Plaintiff Did Not Appear For Evidentiary Hearing	8 7.7%
Final Order by STIPULATION OR AGREEMENT Between the Parties	22 21.2%
Petition WITHDRAWN by Plaintiff	26 25.0%
TRANSFERRED to Another Jurisdiction	0
Other	3 2.9%
<b>Cases Processed</b>	<b>104 100.0%</b>
<b>Cases Pending 12/31/2022</b>	<b>102</b>

PFA New Cases Filed, 2013-2022

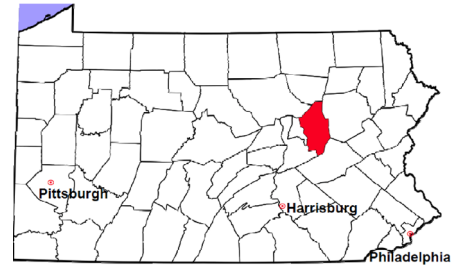


# Columbia County

2022 Population estimate: 64,926

Class of County: 6th

No. of Common Pleas Court Judgeships: 2  
(Columbia and Montour combined)



2022 Spousal & Child Support	No. of Petitions
Cases Pending 1/1/2022	174
New Cases Filed in 2022	891
Dockets Transferred In (+)	17
Dockets Transferred Out (-)	12
<b>Cases Available for Processing</b>	<b>1,070</b>
Processed By:	
Judge	7 0.7%
Intake Officer	857 91.6%
Hearing Officer	72 7.7%
Other	0
<b>Cases Processed</b>	<b>936 100.0%</b>
<b>Cases Pending 12/31/2022</b>	<b>134</b>

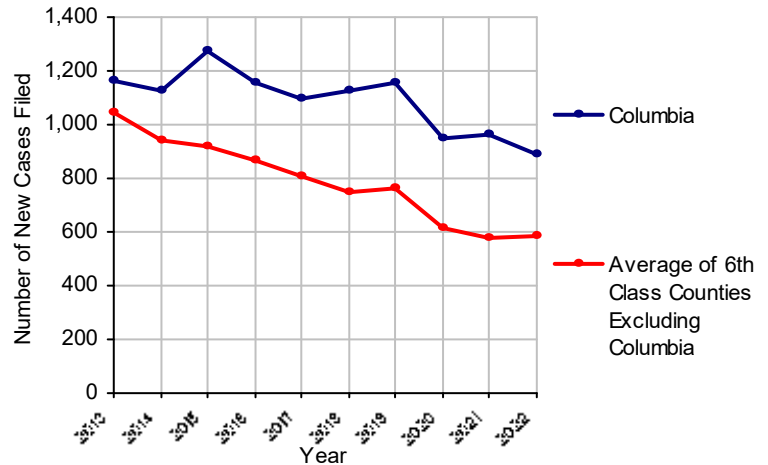
Data provided by PACSES

2022 Paternity	No. of Cases
<b>Acknowledgements Filed:</b>	
Non-Domestic Relations Section	91 82.7%
During Conference	18 16.4%
Non-Stipulated (post genetic test)	1 0.9%
Pre-Trial Conference	0
<b>Total</b>	<b>110 100.0%</b>
<b>Established:</b>	
Stipulated by Genetic Tests	7 17.9%
Default - Father Failed to Appear	5 12.8%
Adjudication by Court Proceeding	0
Out of State	27 69.2%
<b>Total</b>	<b>39 100.0%</b>
<b>Cases Pending 12/31/2022</b>	<b>18</b>

Data provided by PACSES

Note: Include support and paternity data for Montour County since Domestic Relations Offices were combined in 2015 and breakouts are not available.

Spousal & Child Support New Cases Filed, 2013-2022



## DEFINITIONS:

### ACKNOWLEDGEMENTS FILED:

**NON-DOMESTIC RELATIONS SECTION:** The voluntary Acknowledgement of Paternity by the alleged father.  
**DURING CONFERENCE:** The alleged father signed the Acknowledgement of Paternity-Waiver of Trial (PE-010) at the initial child support conference.  
**NON-STIPULATED (POST GENETIC TEST):** The alleged father signed the Acknowledgement of Paternity-Waiver of Trial after genetic tests were conducted and resulted in the alleged father being determined to be the biological father.  
**PRE-TRIAL CONFERENCE:** The alleged father signed the Acknowledgement of Paternity-Waiver of Trial at the pre-trial conference.

### ESTABLISHED:

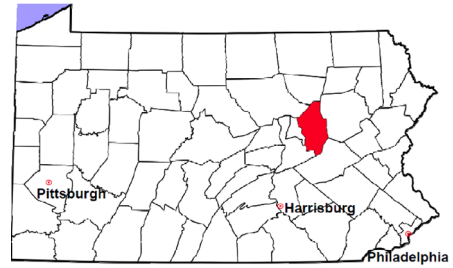
**STIPULATED BY GENETIC TESTS:** The alleged father requested genetic tests and signed a stipulation that if the test results had a 99% or higher probability of paternity then the alleged father would be stipulated as the biological father of the child.  
**DEFAULT - FATHER FAILED TO APPEAR:** The alleged father failed to appear after being served for either a support conference, hearing, or genetic test and a default paternity order was entered by the court.  
**ADJUDICATION BY COURT PROCEEDING:** The alleged father was determined to be the biological father of the child through a court proceeding.  
**OUT OF STATE:** Paternity was established in another state, "Out of state only".

# Columbia County

2022 Population Estimate: 64,926

Class of County: 6th

No. of Common Pleas Court Judgeships: 2  
(Columbia and Montour combined)



## 2022 Custody/Partial Custody/Visitation

No. of  
Petitions

Cases Pending 1/1/2022

229

New Cases Filed in 2022

243

**Cases Available for Processing**

**472**

Processed By:

Judge

16

6.6%

Non-Judicial Officer

218

89.3%

Administrative Review/Purge

3

1.2%

Other

7

2.9%

**Cases Processed**

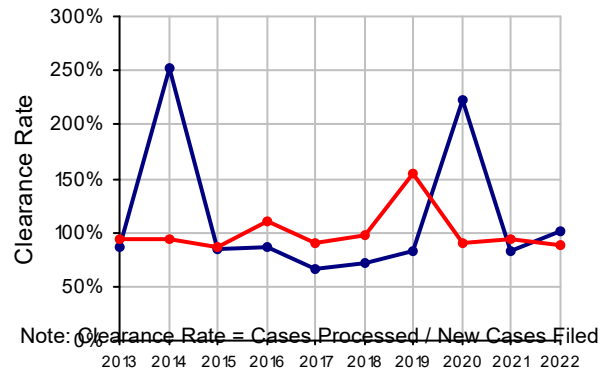
**244**

**100.0%**

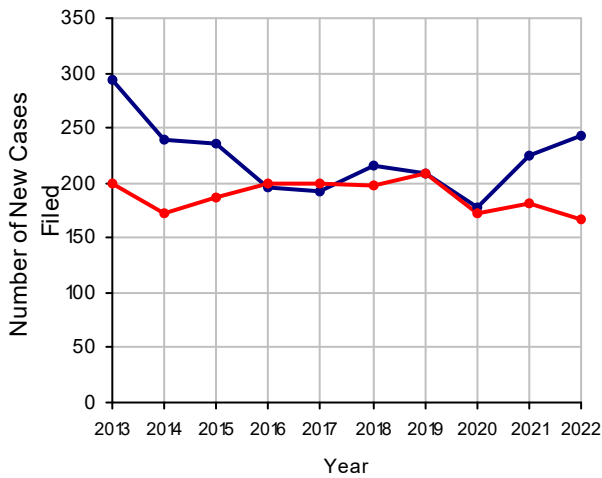
**Cases Pending 12/31/2022**

**228**

Clearance Rate, 2013-2022



Custody/Partial Custody/Visitation New Cases Filed, 2013-2022



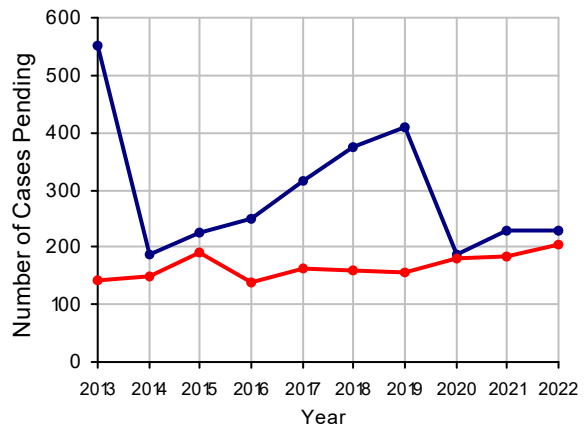
— Columbia

Note: The unusually high clearance rate in 2014 was due to an administrative review and purge.

— Average of 6th Class Counties Excluding Columbia

Columbia

Cases Pending at the End of Year, 2013-2022

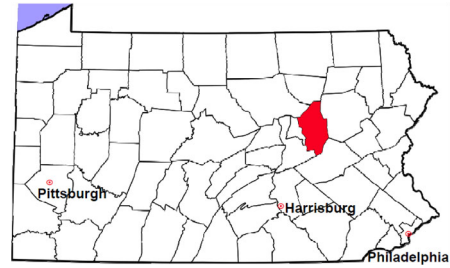


# Columbia County

2022 Population estimate: 64,926

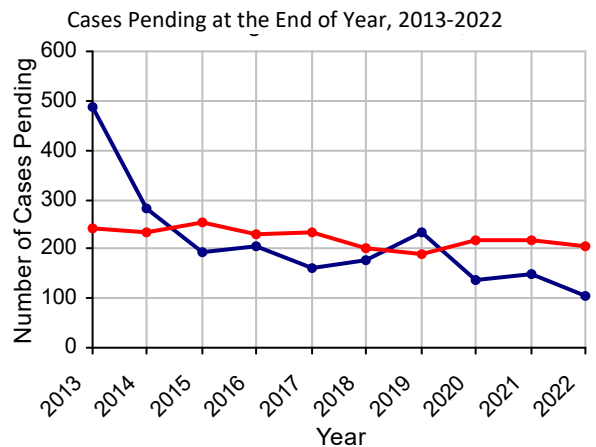
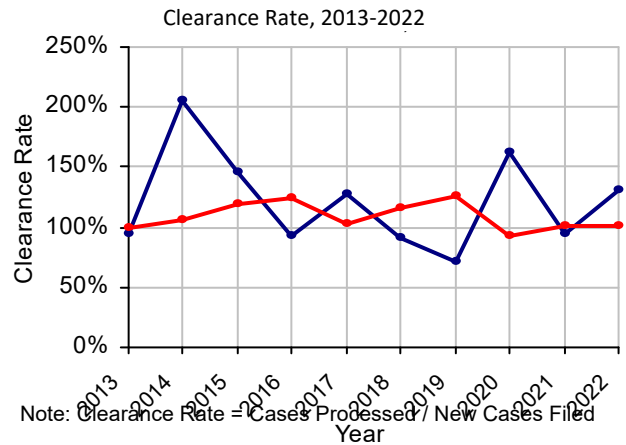
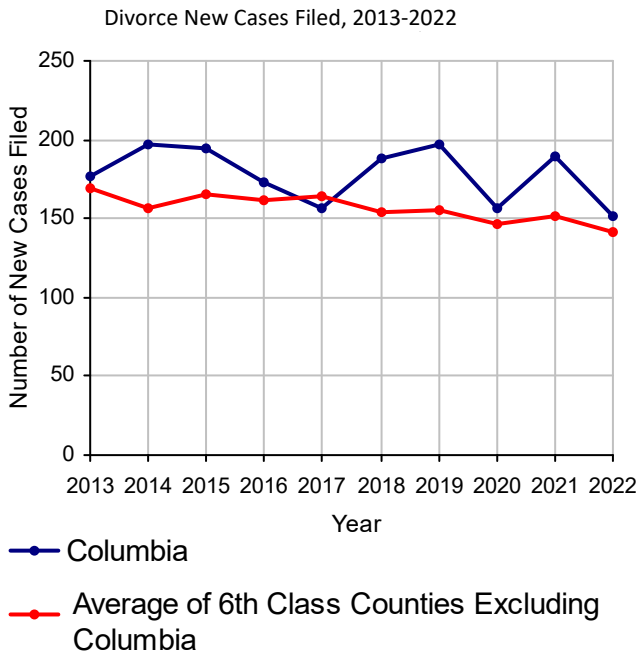
Class of County: 6th

No. of Common Pleas Court Judgeships: 2  
(Columbia and Montour combined)



## 2022 Divorce

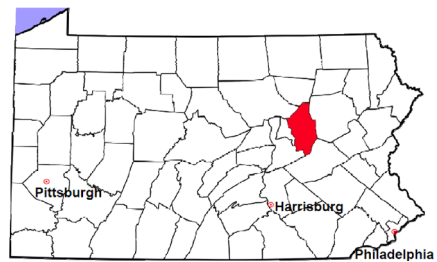
	No. of Petitions
Cases Pending 1/1/2022	149
New Cases Filed in 2022	152
<b>Cases Available for Processing</b>	<b>301</b>
Processed By:	
Contested Before a Judge	2 1.0%
Contested Before a Non-Judicial Officer	4 2.0%
Uncontested	151 76.3%
Administrative Review/Purge	28 14.1%
Other	13 6.6%
<b>Cases Processed</b>	<b>198 100.0%</b>
<b>Cases Pending 12/31/2022</b>	<b>103</b>



Note. The unusually high clearance rate in 2014 was due to an administrative review and purge.

# Columbia County

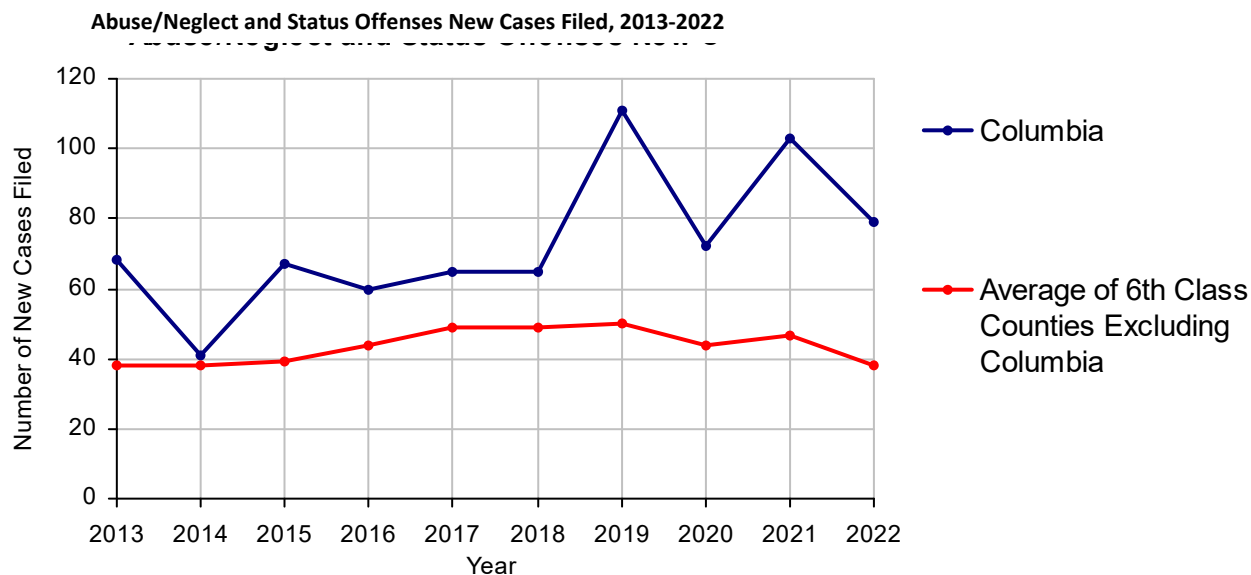
2022 Population estimate: 64,926  
 Class of County: 6th  
 No. of Common Pleas Court Judgeships: 2  
 (Columbia and Montour combined)



## 2022 Juvenile Dependency - Petitions Pending Adjudication

	Abuse/ Neglect	Status Offenses	Total
Cases Pending 1/1/2022	31	0	31
New Petitions Filed in 2022	78	1	79
Other	14	0	14
<b>Total Petitions Available for Processing</b>	<b>123</b>	<b>1</b>	<b>124</b>
Processed by:			
Adjudicated Dependent			
Judge	0	0	0
Juvenile Court Hearing Officer	74	1	75
Adjudicated NOT Dependent			
Judge	1	0	1
Juvenile Court Hearing Officer	2	0	2
Withdrawn/Dismissed/Transferred	19	0	19
Other	0	0	0
<b>Total Petitions Processed</b>	<b>96</b>	<b>1</b>	<b>97</b>
<b>Cases Pending 12/31/2022</b>	<b>27</b>	<b>0</b>	<b>27</b>

Data provided by CPCMS

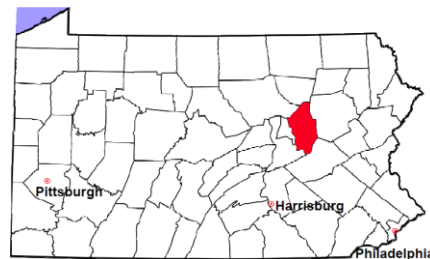


# Columbia County

2022 Population estimate: 64,926

Class of County: 6th

No. of Common Pleas Court Judgeships: 2  
(Columbia and Montour combined)



## 2022 Juvenile Dependency - Adjudicated Dependent Inventory

	Abuse/ Neglect	Status Offenses	Total
Cases Pending 1/1/2022	185	2	187
New Adjudicated Dependent Cases	74	1	75
Other	1	0	1
<b>Total Adjudicated Dependent Cases</b>	<b>260</b>	<b>3</b>	<b>263</b>

### Court Supervision Terminated:

Family Reunification	28	23.0%	0	28	22.8%
Adoption	31	25.4%	0	31	25.2%
Placement with a Relative/Guardian	49	40.2%	1	50	40.7%
Aged Out	11	9.0%	0	11	8.9%
Other Permanency Outcomes*	1	0.8%	0	1	0.8%
Other**	2	1.6%	0	2	1.6%
<b>Total Adjudicated Dependent Cases Terminated</b>	<b>122</b>	<b>100.0%</b>	<b>1</b>	<b>123</b>	<b>100.0%</b>
<b>Cases Pending 12/31/2022</b>	<b>138</b>		<b>2</b>	<b>140</b>	

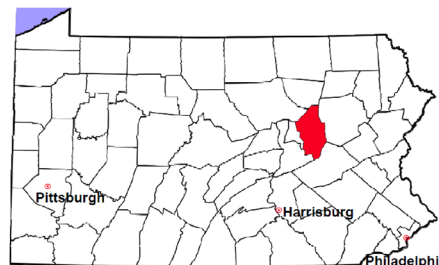
Data provided by CPCMS

\* Other Permanency Outcomes include: adjudicated delinquent, death due to natural causes, emancipation, permanent living arrangement, and parent has come forward.

\*\* Other includes cases where court supervision is terminated due to transfer out of jurisdiction, withdrawal and administrative closure.

# Columbia County

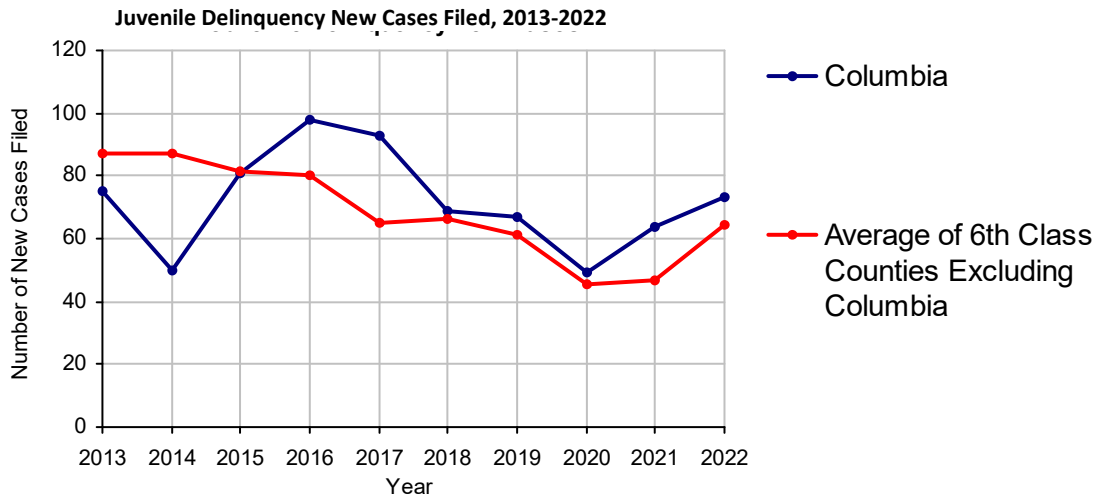
2022 Population estimate: 64,926  
 Class of County: 6th  
 No. of Common Pleas Court Judgeships: 2  
 (Columbia and Montour combined)



## 2022 Juvenile Delinquency - Cases Pending Disposition

<b>Begin Pending</b>	<b>20</b>
New Cases	73
Consent Decree Revoked	0
Informal Adjustment Program Revoked	0
Alternative Program Revoked	0
Warrant Returned	0
Other	1
<b>Total Cases Available for Disposition</b>	<b>94</b>
<b>Warrant Issued</b>	<b>0</b>
<b>Disposed by:</b>	
Adjudicated Delinquent by a Judge	22
Adjudicated Delinquent by a Juvenile Court Hearing Officer	0
Consent Decree Entered	7
Informal Adjustment Program Entered	28
Warned and Counseled (Pre-Petition)	1
Dismissed/Withdrawn/Transferred	17
Transferred to Criminal Court	0
Other	0
<b>Total Cases Disposed</b>	<b>75</b>
<b>End Pending</b>	<b>19</b>

Data provided by CPCMS





# Columbia County

2022 Population: 64,926  
 Class of County: 6th  
 No. of Common Pleas Judgeships: 2  
 (Columbia and Montour combined)

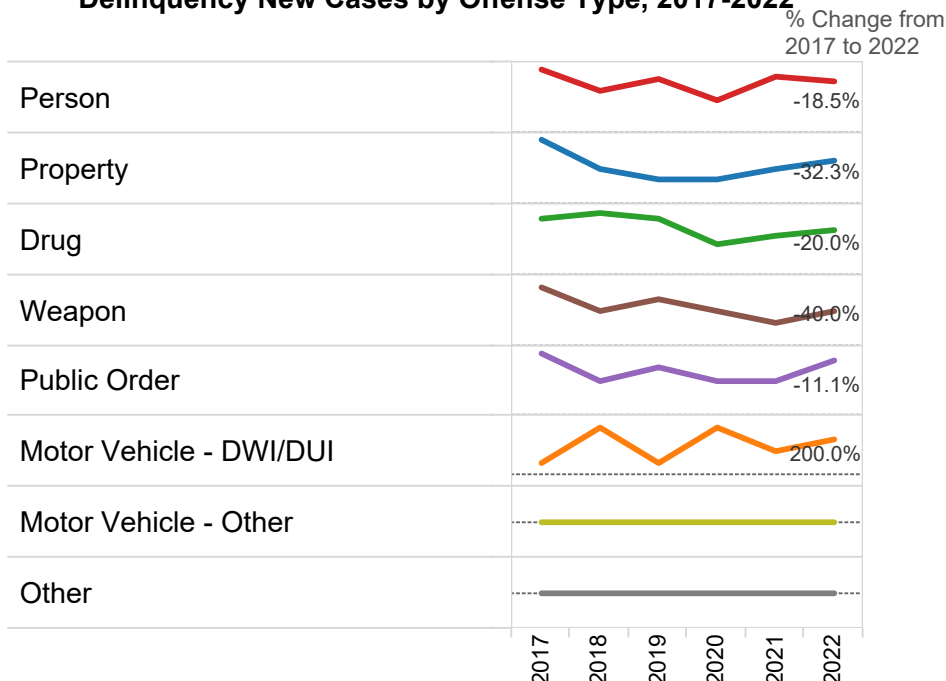


## 2022 Delinquency - New Cases by Offense Type

Case Type	Felony	Misdemeanor	Summary	Total	
Person	5	17	0	22	30.1%
Property	5	16	0	21	28.8%
Drug	1	15	0	16	21.9%
Weapon	0	3	0	3	4.1%
Public Order	0	8	0	8	11.0%
Motor Vehicle - DWI/DUI	0	3	0	3	4.1%
Motor Vehicle - Other	0	0	0	0	0.0%
Other	0	0	0	0	0.0%
<b>Total</b>	<b>11</b>	<b>62</b>	<b>0</b>	<b>73</b>	<b>100.0%</b>
	<b>15.1%</b>	<b>84.9%</b>	<b>0.0%</b>	<b>100.0%</b>	

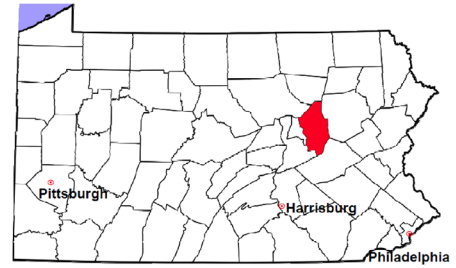
Data provided by CPCMS

### Delinquency New Cases by Offense Type, 2017-2022



# Columbia County

2022 Population estimate: 64,926  
Class of County: 6th  
No. of Common Pleas Court Judgeships: 2  
(Columbia and Montour combined)



---

## 2022 Juvenile Delinquency - Formal Dispositions

---

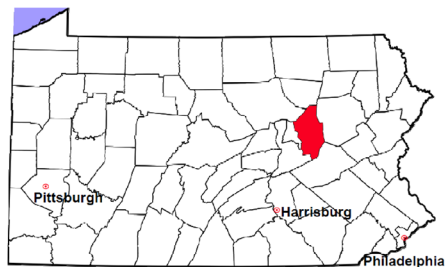
<b>Begin Pending</b>	<b>29</b>
Adjudicated Delinquent by a Judge	22
Adjudicated Delinquent by a Juvenile Court Hearing Officer	0
Warrant Returned	0
Other	1
<b>Total Adjudicated Delinquent Cases</b>	<b>52</b>
<b>Warrant Issued</b>	<b>0</b>
<b>Court Supervision Terminated:</b>	
Conditions Satisfied	22
Compelling Reasons	3
Reached Age 21	1
Transferred to Another Juvenile Court	0
Other	0
<b>Total Adjudicated Delinquent Cases Terminated</b>	<b>26</b>
<b>End Pending</b>	<b>26</b>

---

(R) - Revised  
Data provided by CPCMS

# Columbia County

2022 Population estimate: 64,926  
 Class of County: 6th  
 No. of Common Pleas Court Judgeships: 2  
 (Columbia and Montour combined)

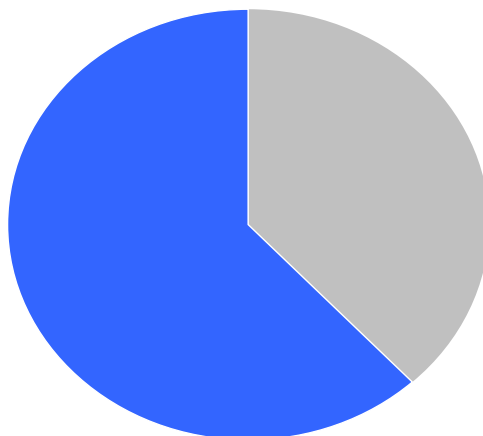


## 2022 Juvenile Delinquency - Informal Dispositions

<b>Pending Consent Decrees</b>	<b>6</b>
<b>Pending Informal Adjustments</b>	<b>4</b>
New Consent Decrees	7
<b>New Informal Adjustments</b>	<b>28</b>
Warrant Returned	0
<b>Other</b>	<b>0</b>
<b>Cases Informally Disposed</b>	<b>45</b>
<b>Warrant Issued</b>	<b>0</b>
<b>Terminated by:</b>	
Consent Decree Completed	11
<b>Informal Adjustment Completed</b>	<b>20</b>
Consent Decree Revoked	0
Informal Adjustment Program Revoked	0
<b>Other</b>	<b>0</b>
<b>Total Informally Disposed Cases Terminated</b>	<b>31</b>
<b>End Pending</b>	<b>14</b>

(R) - Revised  
 Data provided by CPCMS

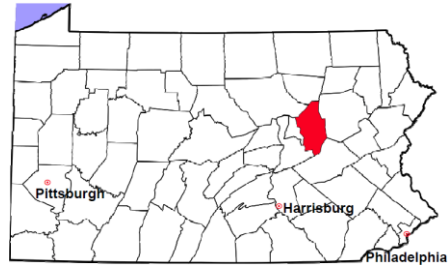
Informal Dispositions: **62%**



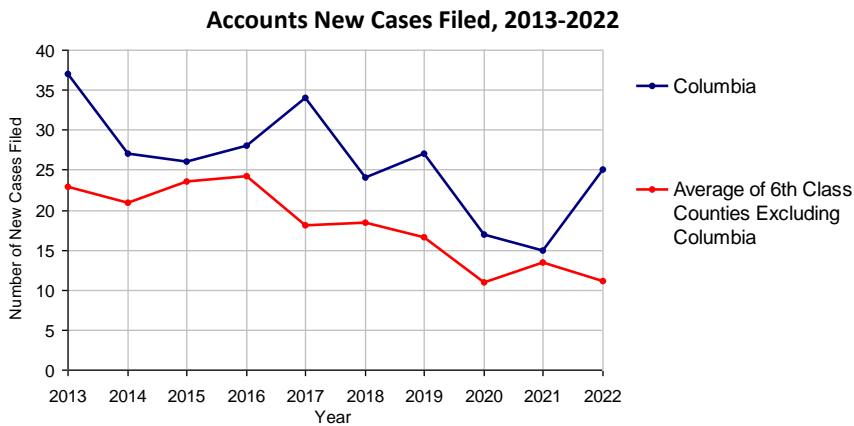
Delinquency Cases are disposed either formally, at a proceeding held before a judge or hearing officer, or informally without a proceeding. Informal dispositions include informal adjustments supervised by a juvenile probation officer; consent decrees agreed upon with the District Attorney after a petition is filed; or other pre-petition process by the juvenile probation department.

# Columbia County

2022 Population estimate: 64,926  
 Class of County: 6th  
 No. of Common Pleas Court Judgeships: 2  
 (Columbia and Montour combined)

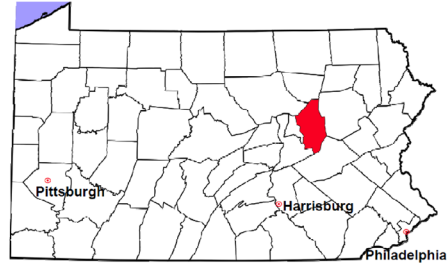


<b>2022 Accounts</b>	<b>No. of Cases</b>	
Cases Pending 1/1/2022	18	
New Cases Filed in 2022	25	
<b>Cases Available for Processing</b>	<b>43</b>	
Processed By:		
Contested before a Judge	0	
Contested before a Non-Judicial Officer	0	
Uncontested	21	100.0%
Other	0	
<b>Cases Processed</b>	<b>21</b>	<b>100.0%</b>
<b>Cases Pending 12/31/2022</b>	<b>22</b>	



# Columbia County

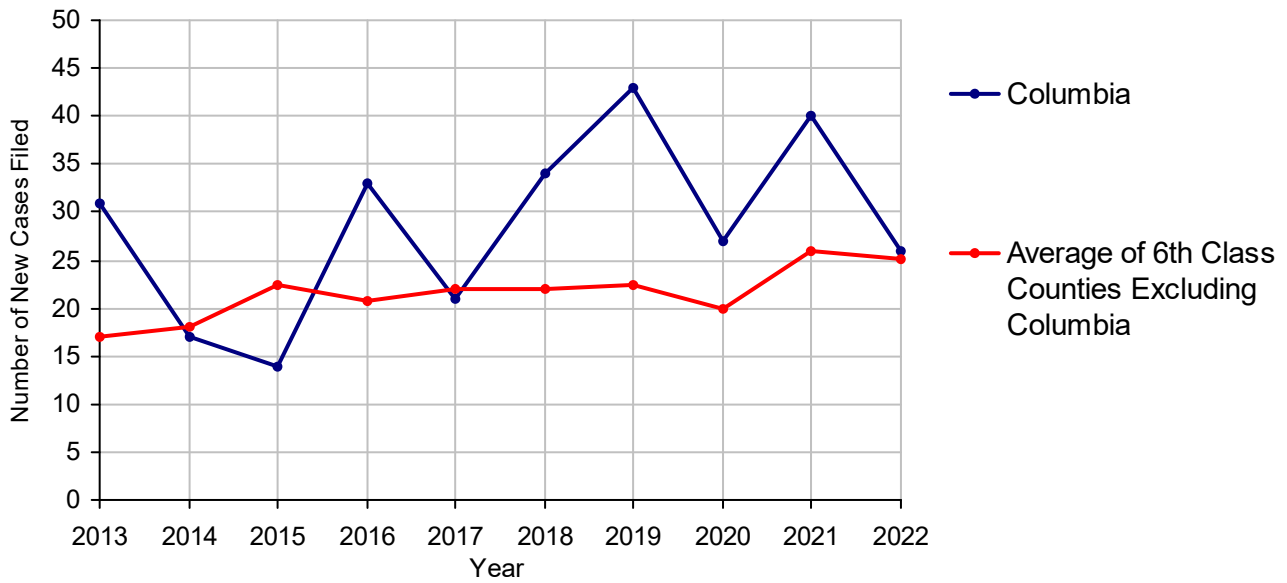
2022 Population estimate: 64,926  
 Class of County: 6th  
 No. of Common Pleas Court Judgeships: 2  
 (Columbia and Montour combined)



## 2022 Adoptions

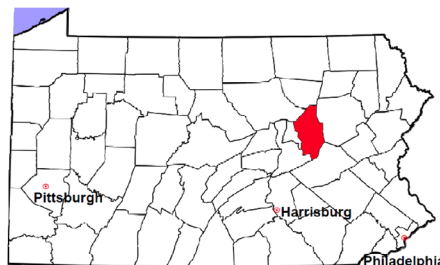
		No. of Cases	
Cases Pending 1/1/2022		13	
New Cases Filed in 2022		26	
<b>Cases Available for Processing</b>		<b>39</b>	
Processed By:			
Contested before a Judge	Granted	0	
	Denied	0	
Uncontested	Granted	29	100.0%
	Denied	0	
Other		0	
<b>Cases Processed</b>		<b>29</b>	<b>100.0%</b>
<b>Cases Pending 12/31/2022</b>		<b>10</b>	

Adoptions New Cases Filed, 2013-2022



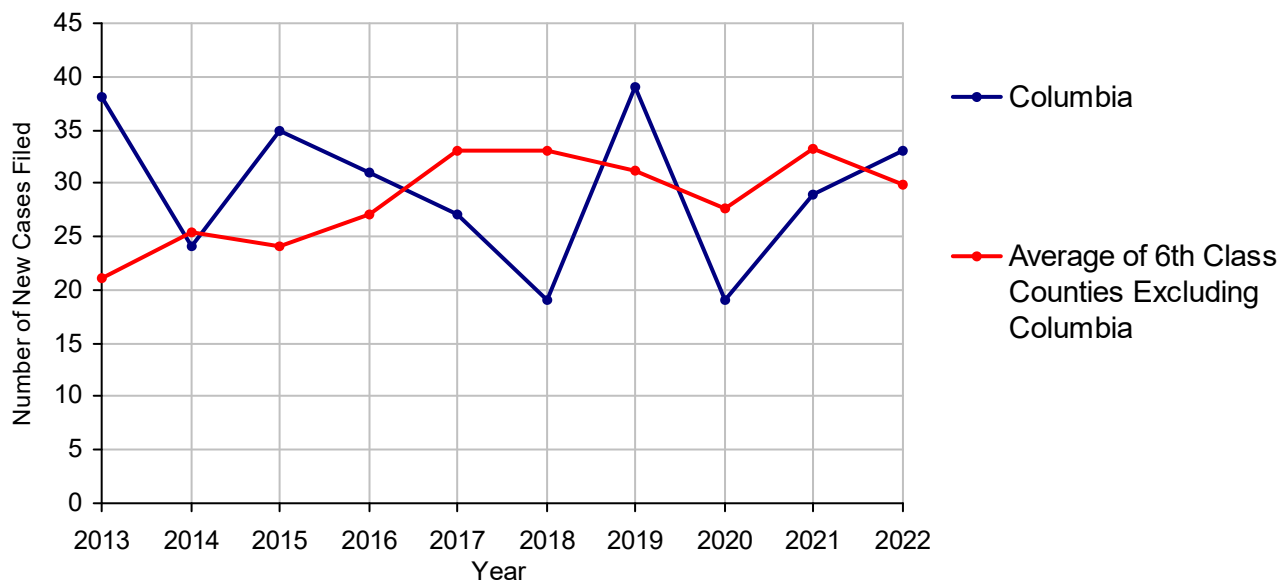
# Columbia County

2022 Population estimate: 64,926  
 Class of County: 6th  
 No. of Common Pleas Court Judgeships: 2  
 (Columbia and Montour combined)



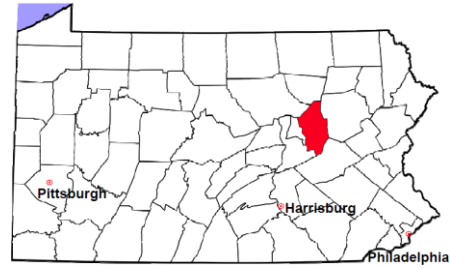
<b>2022 Relinquishments/Terminations</b>	<b>No. of Cases</b>
Cases Pending 1/1/2022	5
New Cases Filed in 2022	33
<b>Cases Available for Processing</b>	<b>38</b>
Processed By:	
Contested before a Judge	1     4.0%
Uncontested	22    88.0%
Other	2     8.0%
<b>Cases Processed</b>	<b>25    100.0%</b>
<b>Cases Pending 12/31/2022</b>	<b>13</b>

Relinquishments/Terminations New Cases Filed, 2013-2022

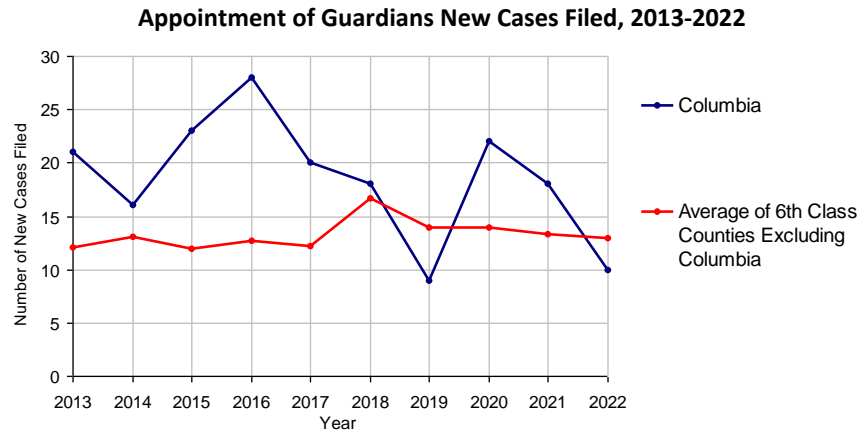


# Columbia County

2022 Population estimate: 64,926  
 Class of County: 6th  
 No. of Common Pleas Court Judgeships: 2  
 (Columbia and Montour combined)



<b>2022 Appointment of Guardians</b>	<b>No. of Cases</b>
Cases Pending 1/1/2022	27
New Cases Filed in 2022	10
<b>Cases Available for Processing</b>	<b>37</b>
Processed By:	
Contested before a Judge	0
Uncontested	5    62.5%
Other	3    37.5%
<b>Cases Processed</b>	<b>8    100.0%</b>
<b>Cases Pending 12/31/2022</b>	<b>29</b>

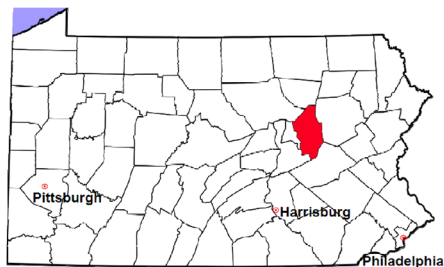


# Columbia County

2022 Population estimate: 64,926

Class of County: 6th

No. of Common Pleas Court Judgeships: 2  
(Columbia and Montour combined)



## 2022 Jury Yield and Utilization

### Jury Yield

Qualification Questionnaires/Summonses Mailed:	1,033	A		
Returned Undeliverable:	63	B	6.1%	Of Qualification Questionnaires/ Summonses Mailed
Not Responded to:	110	C	10.6%	
Disqualified:	84	D	8.1%	
Exempted:	19	E	1.8%	
Excused:	219	F	21.2%	
Deferred to New Term:	43	G	4.2%	
Deferred from Previous Term:	53	H	5.1%	
<b>Total Number of Qualified Jurors Available for Service:</b>	<b>548</b>	<b>I</b>	<b>53.0%</b>	

*I=A-B-C-D-E-F-G+H*

### Jury Utilization

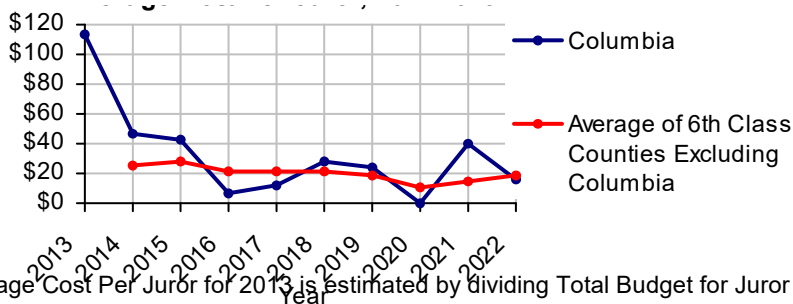
Reporting for Service:	350	63.9%	Of Jurors Qualified and Available
Told Not to Report for Service:	94	17.2%	
Sent to Courtroom for Jury Selection (Voir Dire):	356	101.7%	Of Jurors Reporting for Service
Impaneled or Sworn (jurors/alternates):	138	39.4%	
Removed for Cause/Hardship:	46		
Removed by Peremptory Challenge:	156		
Number of Jury Trials Started:	10		
Pool Days:	4		
Zero Panel Days:	0		(Of Pool Days)

### Jury Costs

Total Annual Budget for Juror Operations:	\$16,000.00	J
Average Cost Per Juror:	\$15.49	K

*K=J/A*

Average Cost Per Juror, 2013-2022



Note: Due to incomplete data, Average Cost Per Juror for 2013 is estimated by dividing Total Budget for Juror Operations by the Number




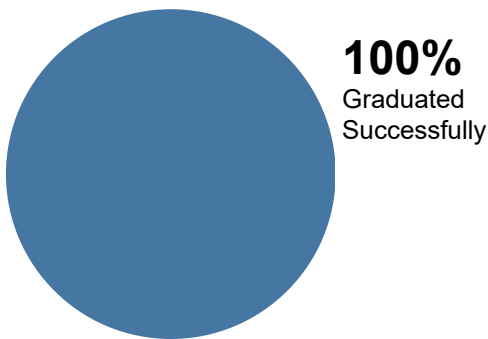
# Columbia/Montour Counties

## 2022 Problem Solving Courts

9 Discharges

20 Admissions

Of All Court Participants Discharged:

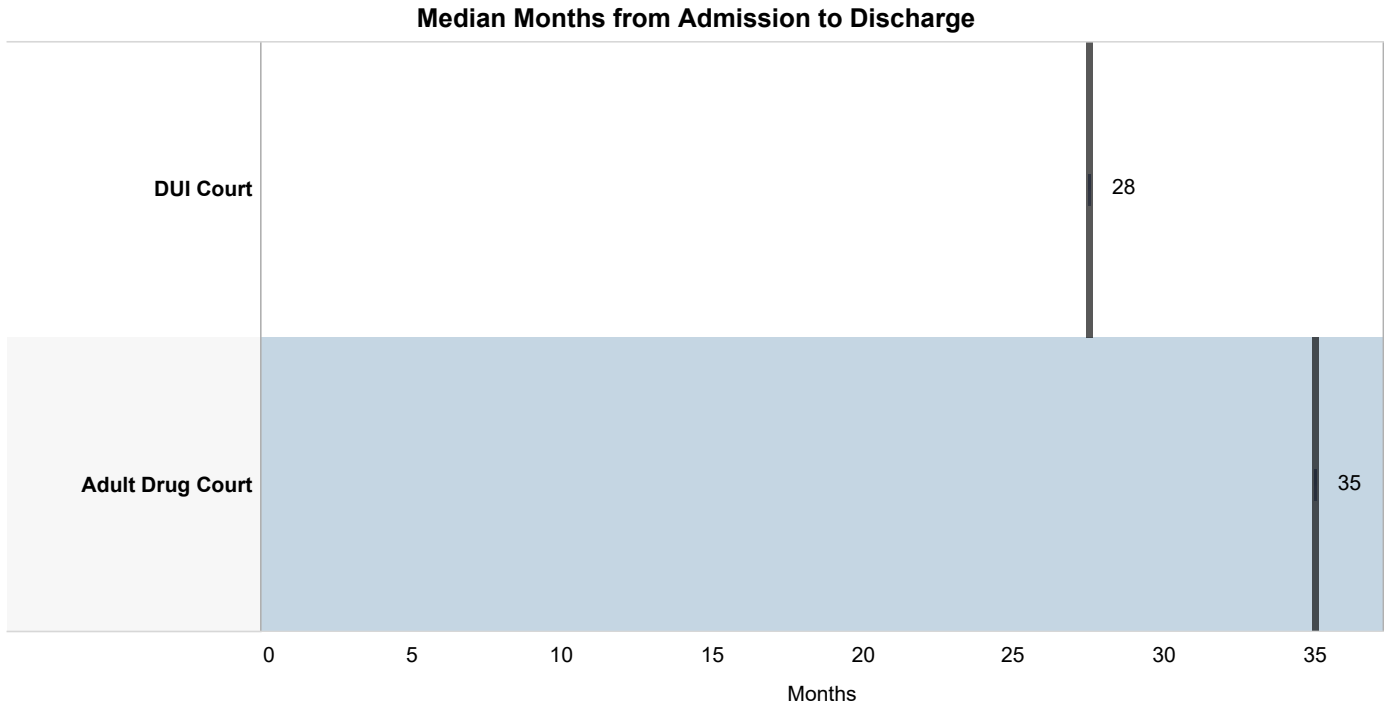


### Discharge Reason

	Successfully Completed	Total Discharges
Adult Drug Court	3 (100.0%)	3 (100.0%)
DUI Court	6 (100.0%)	6 (100.0%)

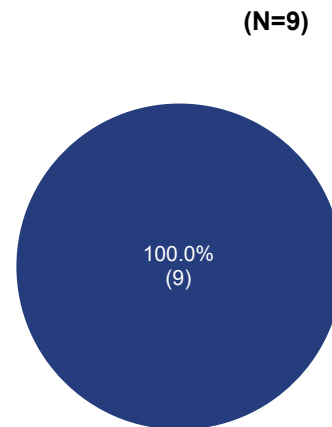

# Columbia/Montour Counties

## 2022 Problem Solving Courts



Among successful graduates, there was a 350% increase in employment.

100% of the employed successful graduates were employed full time:



11% (1) of all participants have improved in **education level** at discharge.

■ Employed Full Time



DEPARTMENT OF RESEARCH & STATISTICS

KIM NIEVES, PH.D.

DIRECTOR

ANDREW GINDER, MPA

ASSISTANT DIRECTOR

YAN LIU, M.S.

SENIOR STATISTICAL ANALYST

SASANKA ADIKARI, PH.D

DATA SCIENTIST

AMANDA PEREIRA

RESEARCH ASSISTANT