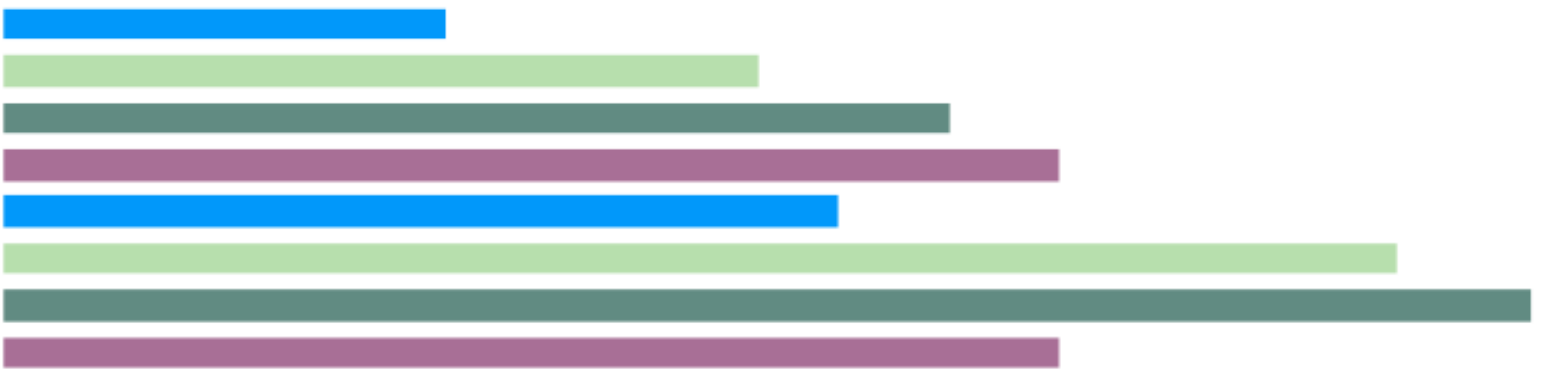
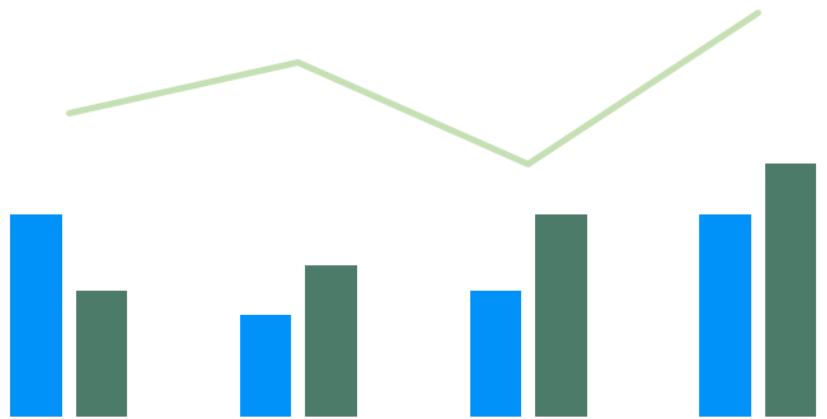
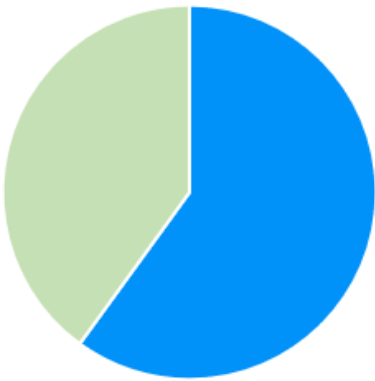


# 2022

Court of Common Pleas  
Caseload Statistics for

# Montour County





We are pleased to provide you with a copy of the 2022 County Caseload Display pages. They can also be viewed on the AOPC webpage at [www.pacourts.us](http://www.pacourts.us) in the *News & Statistics* section under *Research & Statistics*.

Should you have any questions or comments, please do not hesitate to contact me at 717.231.3300.

Sincerely,

A handwritten signature in black ink, appearing to read "Sasanka", is written over a horizontal line. The signature is fluid and cursive.

Sasanka Adikari, Ph.D.  
Data Scientist  
Department of Research and Statistics



# Table of Contents

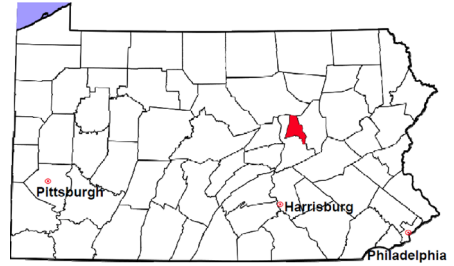
CPCMS Criminal .....	Page 1
CPCMS Criminal - New Cases by Case Type.....	Page 2
Civil.....	Page 3
Civil - Docketed Cases Listed by Case Type.....	Page 4
Protection From Abuse .....	Page 5
Spousal & Child Support and Paternity .....	Page 6
Custody/Partial Custody/Visitation.....	Page 7
Divorce .....	Page 8
Juvenile Dependency - Active Dependent Inventory .....	Page 9
Juvenile Dependency - Adjudicated Dependent Inventory .....	Page 10
Juvenile Delinquency - Cases Pending Disposition.....	Page 11
Juvenile Delinquency - New Cases by Case Type .....	Page 12
Juvenile Delinquency - Formal Dispositions .....	Page 13
Juvenile Delinquency - Informal Dispositions .....	Page 14
Accounts.....	Page 15
Adoptions.....	Page 16
Relinquishments/Terminations .....	Page 17
Appointment of Guardians .....	Page 18
Jury Yield and Utilization .....	Page 19
Problem Solving Courts.....	Pages 20-21

# Montour County

2022 Population estimate: 18,091

Class of County: 8th

No. of Common Pleas Court Judgeships: 2  
(Montour and Columbia combined)



2022 Criminal	No. of Cases
---------------	--------------

Cases Pending 1/1/2022	183
New Cases Filed in 2022	110
Reopened Cases	13
<b>Cases Available for Processing</b>	<b>306</b>

**Processed by:**

Withdrawn/Dismissed	15	8.7%
Diversionsary Disposition*	32	18.6%
Guilty Plea	104	60.5%
Non-Jury Trial	0	
Jury Trial	3	1.7%
Inactive	14	8.1%
Other	4	2.3%
<b>Total Cases Processed</b>	<b>172</b>	<b>100.0%</b>

**Cases Pending 12/31/2022** **134**

Cases Awaiting Sentencing 19

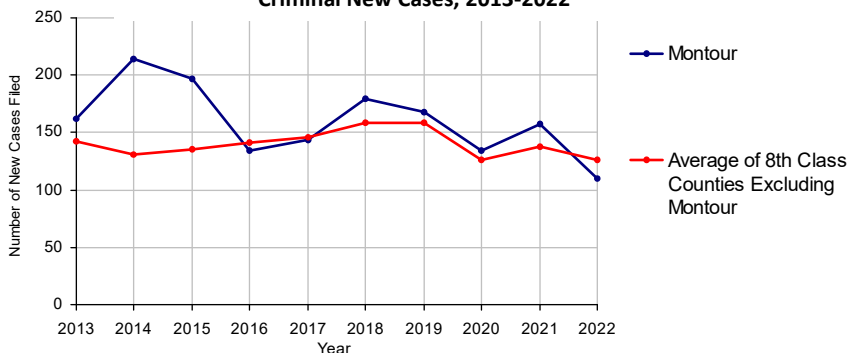
Data provided by CPCMS

\* Includes other diversionsary programs such as Veterans Court.

Age of Pending Cases as of 12/31/2022		
---------------------------------------	--	--

0-60 Days	22	16.4%
61-120 Days	7	5.2%
121-180 Days	16	11.9%
181-240 Days	9	6.7%
241-300 Days	11	8.2%
301-360 Days	6	4.5%
Over 360 Days	63	47.0%
<b>Total</b>	<b>134</b>	<b>100.0%</b>

**Criminal New Cases, 2013-2022**



# Montour County

2022 Population: 18,091  
 Class of County: 8th  
 No. of Common Pleas Judgeships: 2  
 (Montour and Columbia combined)

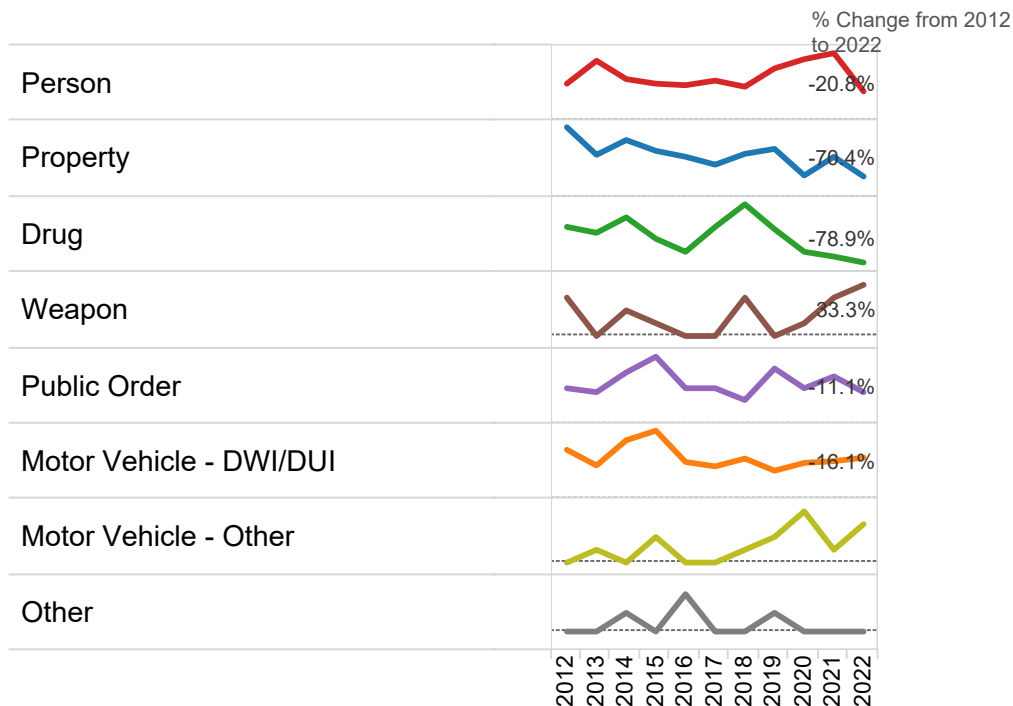


## 2022 Criminal - New Cases by Offense Type

Case Type	Felony	Misdemeanor	Summary	Total	
Person	12	7	0	19	17.3%
Property	13	8	0	21	19.1%
Drug	4	4	0	8	7.3%
Weapon	1	3	0	4	3.6%
Public Order	6	2	0	8	7.3%
Motor Vehicle - DWI/DUI	2	45	0	47	42.7%
Motor Vehicle - Other	0	3	0	3	2.7%
Other	0	0	0	0	0.0%
<b>Total</b>	<b>38</b>	<b>72</b>	<b>0</b>	<b>110</b>	<b>100.0%</b>
	<b>34.5%</b>	<b>65.5%</b>	<b>0.0%</b>	<b>100.0%</b>	

Data provided by CPCMS

### Criminal New Cases by Offense Type, 2012-2022

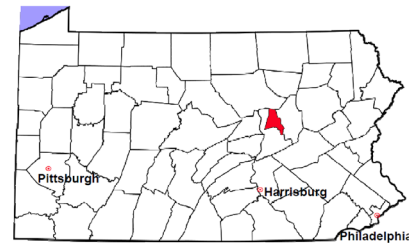


# Montour County

2022 Population estimate: 18,091

Class of County: 8th

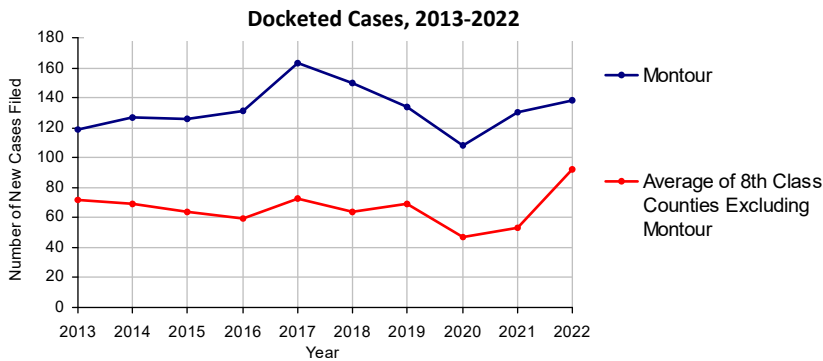
No. of Common Pleas Court Judgeships: 2  
(Montour and Columbia combined)



2022 Civil	Civil Action	Other	Total
Cases Pending 1/1/2022	186	222	408 (R)
Docketed Cases	99	39	138
Arbitration Appeals	0	0	0
Transferred In	0	0	0
Returned to Active	0	0	0
<b>Cases Available for Processing</b>	<b>285</b>	<b>261</b>	<b>546</b>
Processed By:			
Default Judgments	0	0	0
Cases Decided by Arbitration Board	0	1	1
Dispositive Motions	2	2	4
Settlements	7	4	11
Moved to Inactive Status	0	0	0
Transferred/Withdrawn	0	0	0
Dismissed/Discontinued	41	15	56
Administrative Purge	14	4	18
Other	0	0	0
Jury Trial	0	0	0
Non-Jury Trial	0	0	0
<b>Total Cases Processed</b>	<b>64</b>	<b>26</b>	<b>90</b>
<b>Cases Pending 12/31/2022</b>	<b>221</b>	<b>235</b>	<b>456</b>

Age of Pending Cases as of 12/31/2022 (Civil Action Only)		
0-6 months	40	18.1%
7-12 months	43	19.5%
13-18 months	37	16.7%
19-24 months	23	10.4%
25-30 months	28	12.7%
31-36 months	9	4.1%
37-42 months	10	4.5%
43-48 months	12	5.4%
49-54 months	5	2.3%
55-60 months	3	1.4%
61-66 months	5	2.3%
67-72 months	2	0.9%
Over 72 months	4	1.8%
<b>Total</b>	<b>221</b>	<b>100.0%</b>

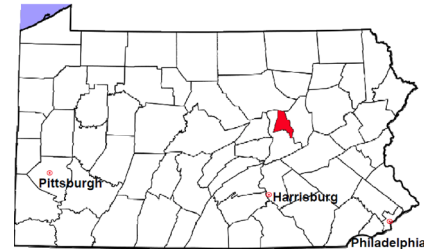
(R) - Revised





# Montour County

2022 Population estimate: 18,091  
 Class of County: 8th  
 No. of Common Pleas Court Judgeships: 2  
 (Montour and Columbia combined)



## 2022 Civil - Docketed Cases Listed by Case Type

<b>TORT</b>	<b>13</b>	<b>9.4%</b>
<i>(does not include mass tort)</i>		
Intentional	0	
Malicious Prosecution	0	
Motor Vehicle	6	
Nuisance	1	
Premise Liability	3	
Product Liability	0	
Slander/Libel/Defamation	0	
Other	3	
<b>MASS TORT</b>	<b>0</b>	
Asbestos	0	
Tobacco	0	
Toxic Tort - DES	0	
Toxic Tort - Implant	0	
Toxic Waste	0	
Other	0	
<b>PROFESSIONAL LIABILITY</b>	<b>15</b>	<b>10.9%</b>
Dental	0	
Legal	0	
Medical Malpractice	15	
Other	0	
<b>CONTRACT</b>	<b>71</b>	<b>51.4%</b>
<i>(does not include judgments)</i>		
Buyer Plaintiff	0	
Debt Collection: Credit Card	24	
Debt Collection: Other	41	
Employment Dispute: Discrimination	0	
Employment Dispute: Other	0	
Other	6	

<b>REAL PROPERTY</b>	<b>27</b>	<b>19.6%</b>
Ejectment*	1	
Eminent Domain/Condemnation*	0	
Ground Rent	0	
Landlord/Tenant Dispute	0	
Mortgage Foreclosure:		
Residential*	15	
Commercial*	10	
Partition of Real Property*	1	
Quiet Title*	0	
Other*	0	

<b>CIVIL APPEALS</b>	<b>7</b>	<b>5.1%</b>
<i>- Administrative Agencies</i>		
Board of Assessment*	0	
Board of Elections*	0	
Dept. of Transportation*	5	
Zoning Board*	0	
Statutory Appeal - Other*	0	
Other*	2	

<b>MISCELLANEOUS</b>	<b>5</b>	<b>3.6%</b>
Common Law/		
Statutory Arbitration*	0	
Declaratory Judgment*	1	
Mandamus*	0	
Non-Domestic Relations		
Restraining Order*	0	
Quo Warranto*	0	
Replevin*	0	
Other*	4	

**TOTAL DOCKETED CASES: 138 100.0%**

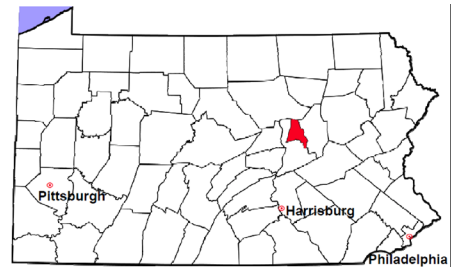
### Of the Docketed Cases:

Pro Se Filings: 5 3.6%      Class Action Suits: 1 0.7%      MDJ Appeals: 7 5.1%

\*Civil Other

# Montour County

2022 Population estimate: 18,091  
 Class of County: 8th  
 No. of Common Pleas Court Judgeships: 2  
 (Montour and Columbia combined)



## 2022 Protection From Abuse

**No. of  
Petitions**

Cases Pending 1/1/2022	8
New Cases Filed in 2022	30
<i>Of these, Petitions Requesting Temporary Orders: 30 (100.0%)</i>	
<i>Temporary Orders DENIED: 1 (3.3%), Temporary Orders GRANTED: 29 (96.7%)</i>	

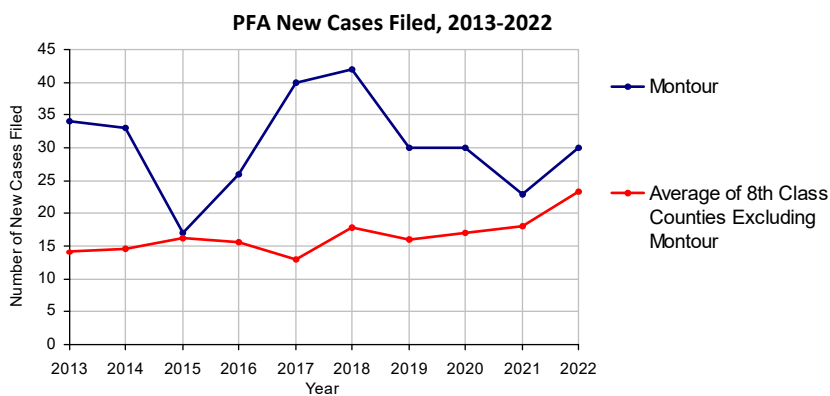
### Cases Available for Processing 38

Processed By:

Temporary Order DENIED After Ex Parte Hearing and No Evidentiary Hearing Scheduled	0	
Temporary Order DISMISSED After Evidentiary Hearing and No Final Order Entered	8	30.8%
Final Order DENIED After Evidentiary Hearing Before a Judge or a Judicial Officer	0	
Final Order GRANTED After Evidentiary Hearing Before a Judge or a Judicial Officer	16	61.5%
Plaintiff Did Not Appear For Evidentiary Hearing	1	3.8%
Final Order by STIPULATION OR AGREEMENT Between the Parties	0	
Petition WITHDRAWN by Plaintiff	1	3.8%
TRANSFERRED to Another Jurisdiction	0	
Other	0	

### Cases Processed 26 100.0%

### Cases Pending 12/31/2022 12

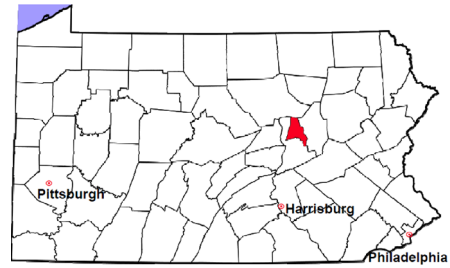


# Montour County

2022 Population estimate: 18,091

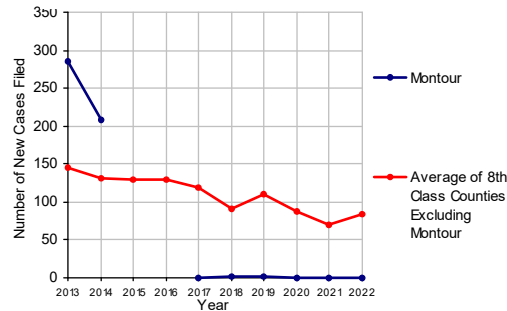
Class of County: 8th

No. of Common Pleas Court Judgeships: 2  
(Montour and Columbia combined)



2022 Spousal & Child Support	No. of Petitions
Cases Pending 1/1/2022	0
New Cases Filed in 2022	0
Dockets Transferred In (+)	0
Dockets Transferred Out (-)	0
<b>Cases Available for Processing</b>	<b>0</b>
Processed By:	
Judge	0
Intake Officer	0
Hearing Officer	0
Other	0
<b>Cases Processed</b>	<b>0</b>
<b>Cases Pending 12/31/2022</b>	<b>0</b>

**Spousal & Child Support New Cases Filed, 2013-2022**



2022 Paternity	No. of Cases
<b>Acknowledgements Filed:</b>	
Non-Domestic Relations Section	
During Conference	
Non-Stipulated (post genetic test)	
Pre-Trial Conference	
<b>Total</b>	<b>0</b>
<b>Established:</b>	
Stipulated by Genetic Tests	
Default - Father Failed to Appear	
Adjudication by Court Proceeding	
Out of State	
<b>Total</b>	<b>0</b>
<b>Cases Pending 12/31/2022</b>	

Note: Support and paternity data for Montour County are included in data for Columbia County since Domestic Relations Offices were combined in 2015 and breakouts are not available.

## DEFINITIONS:

### ACKNOWLEDGEMENTS FILED:

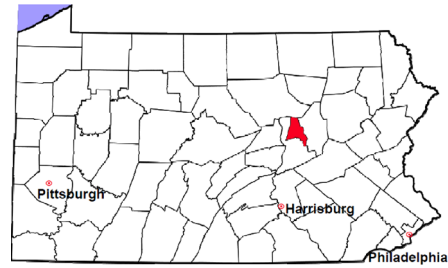
**NON-DOMESTIC RELATIONS SECTION:** The voluntary Acknowledgement of Paternity by the alleged father.  
**DURING CONFERENCE:** The alleged father signed the Acknowledgement of Paternity-Waiver of Trial (PE-010) at the initial child support conference.  
**NON-STIPULATED (POST GENETIC TEST):** The alleged father signed the Acknowledgement of Paternity-Waiver of Trial after genetic tests were conducted and resulted in the alleged father being determined to be the biological father.  
**PRE-TRIAL CONFERENCE:** The alleged father signed the Acknowledgement of Paternity-Waiver of Trial at the pre-trial conference.

### ESTABLISHED:

**STIPULATED BY GENETIC TESTS:** The alleged father requested genetic tests and signed a stipulation that if the test results had a 99% or higher probability of paternity then the alleged father would be stipulated as the biological father of the child.  
**DEFAULT - FATHER FAILED TO APPEAR:** The alleged father failed to appear after being served for either a support conference, hearing, or genetic test and a default paternity order was entered by the court.  
**ADJUDICATION BY COURT PROCEEDING:** The alleged father was determined to be the biological father of the child through a court proceeding.  
**OUT OF STATE:** Paternity was established in another state, "Out of state only".

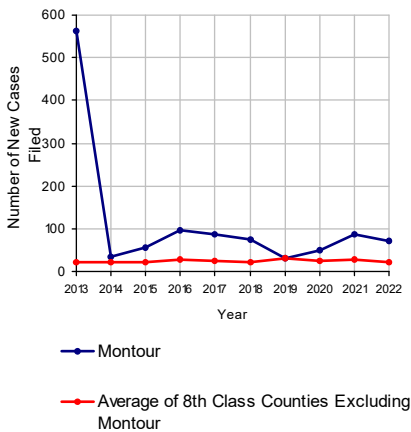
# Montour County

2022 Population Estimate: 18,091  
 Class of County: 8th  
 No. of Common Pleas Court Judgeships: 2  
 (Montour and Columbia combined)

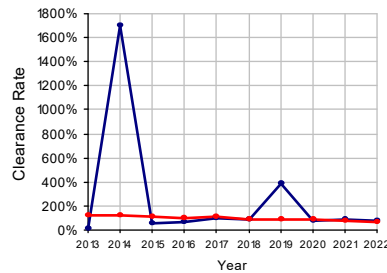


2022 Custody/Partial Custody/Visitation	No. of Petitions	
Cases Pending 1/1/2022	30	
New Cases Filed in 2022	72	
<b>Cases Available for Processing</b>	<b>102</b>	
Processed By:		
Judge	4	7.1%
Non-Judicial Officer	52	92.9%
Administrative Review/Purge	0	
Other	0	
<b>Cases Processed</b>	<b>56</b>	<b>100.0%</b>
<b>Cases Pending 12/31/2022</b>	<b>46</b>	

C Custody/Partial Custody/Visitation New Cases Filed, 2013-2022

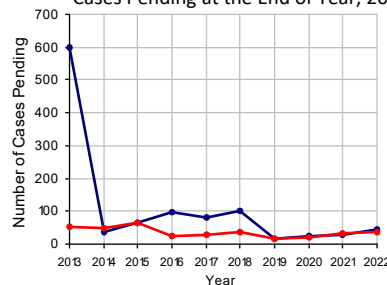


Clearance Rate, 2013-2022



Note: Clearance Rate = Cases Processed / New Cases Filed

C<sub>1</sub> Cases Pending at the End of Year, 2013-2022



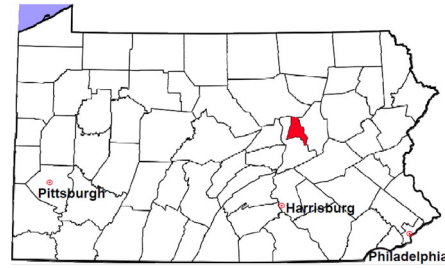
Note: A sharp increase or decrease may reflect changes in practice or counting methods.

# Montour County

2022 Population estimate: 18,091

Class of County: 8th

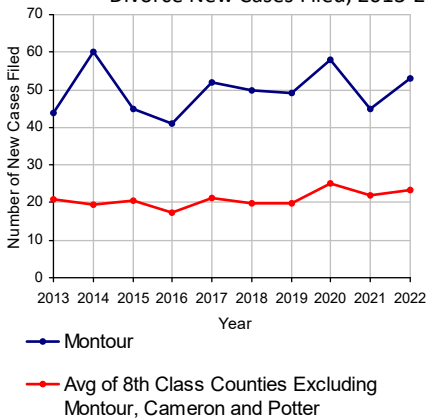
No. of Common Pleas Court Judgeships: 2  
(Montour and Columbia combined)



## 2022 Divorce

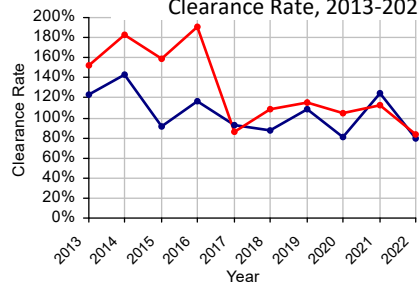
	No. of Petitions	
Cases Pending 1/1/2022	57	
New Cases Filed in 2022	53	
<b>Cases Available for Processing</b>	<b>110</b>	
Processed By:		
Contested Before a Judge	7	16.7%
Contested Before a Non-Judicial Officer	7	16.7%
Uncontested	25	59.5%
Administrative Review/Purge	3	7.1%
Other	0	
<b>Cases Processed</b>	<b>42</b>	<b>100.0%</b>
<b>Cases Pending 12/31/2022</b>	<b>68</b>	

l Divorce New Cases Filed, 2013-2022



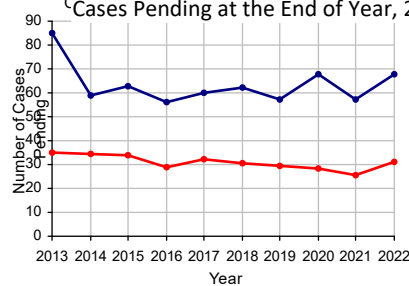
Note. Due to a high number of out-of-district petitions, Cameron and Potter Counties have a larger inventories than other 8th class counties. Therefore, it is not meaningful to compare Cameron and Potter Counties with other 8th class counties.

Clearance Rate, 2013-2022



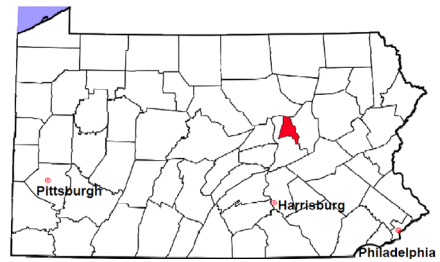
Note: Clearance Rate = Cases Processed / New Cases Filed

c Cases Pending at the End of Year, 2013-2022



# Montour County

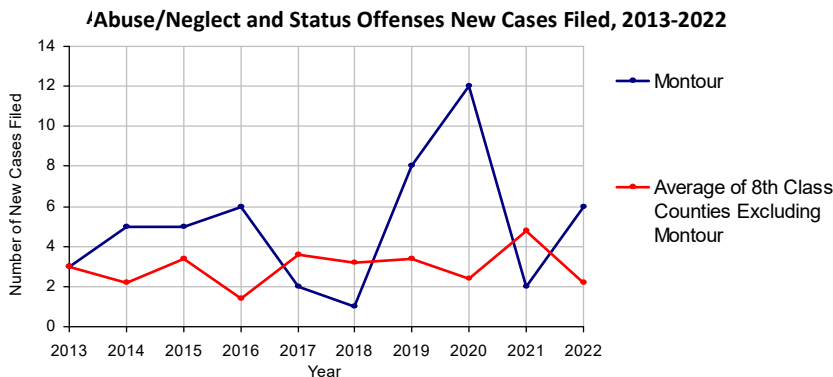
2022 Population estimate: 18,091  
 Class of County: 8th  
 No. of Common Pleas Court Judgeships: 2  
 (Montour and Columbia combined)



## 2022 Juvenile Dependency - Petitions Pending Adjudication

	Abuse/ Neglect	Status Offenses	Total
Cases Pending 1/1/2022	2	0	2
New Petitions Filed in 2022	5	1	6
Other	0	0	0
<b>Total Petitions Available for Processing</b>	<b>7</b>	<b>1</b>	<b>8</b>
Processed by:			
Adjudicated Dependent			
Judge	0	0	0
Juvenile Court Hearing Officer	5	1	6
Adjudicated NOT Dependent			
Judge	0	0	0
Juvenile Court Hearing Officer	0	0	0
Withdrawn/Dismissed/Transferred	0	0	0
Other	2	0	2
<b>Total Petitions Processed</b>	<b>7</b>	<b>1</b>	<b>8</b>
<b>Cases Pending 12/31/2022</b>	<b>0</b>	<b>0</b>	<b>0</b>

Data provided by CPCMS

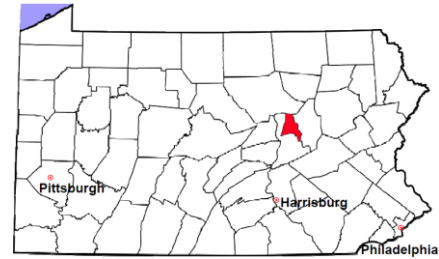


# Montour County

2022 Population estimate: 18,091

Class of County: 8th

No. of Common Pleas Court Judgeships: 2  
(Montour and Columbia combined)



## 2022 Juvenile Dependency - Adjudicated Dependent Inventory

	Abuse/ Neglect	Status Offenses	Total
Cases Pending 1/1/2022	6	0	6
New Adjudicated Dependent Cases	5	1	6
Other	0	0	0
<b>Total Adjudicated Dependent Cases</b>	<b>11</b>	<b>1</b>	<b>12</b>
<b><u>Court Supervision Terminated:</u></b>			
Family Reunification	2 40.0%	0	2 33.3%
Adoption	2 40.0%	0	2 33.3%
Placement with a Relative/Guardian	0	1 100.0%	1 16.7%
Aged Out	0	0	0
Other Permanency Outcomes*	1 20.0%	0	1 16.7%
Other**	0	0	0
<b>Total Adjudicated Dependent Cases Terminated</b>	<b>5 100.0%</b>	<b>1 100.0%</b>	<b>6 100.0%</b>
<b>Cases Pending 12/31/2022</b>	<b>6</b>	<b>0</b>	<b>6</b>

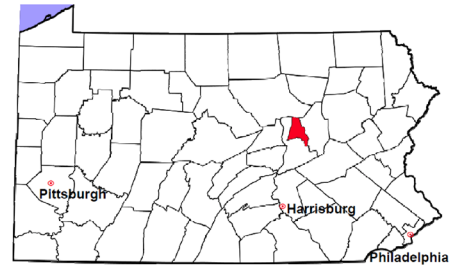
Data provided by CPCMS

\* Other Permanency Outcomes include: adjudicated delinquent, death due to natural causes, emancipation, permanent living arrangement, and parent has come forward.

\*\* Other includes cases where court supervision is terminated due to transfer out of jurisdiction, withdrawal and administrative closure.

# Montour County

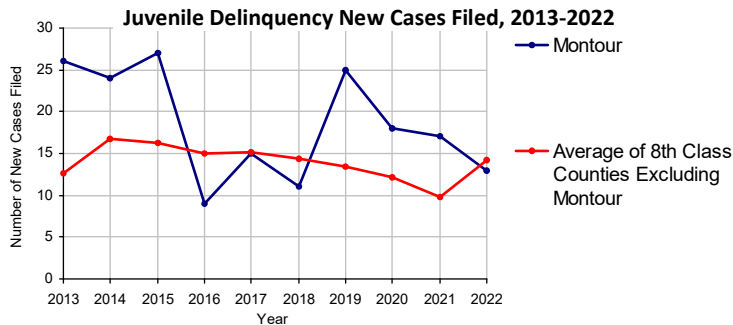
2022 Population estimate: 18,091  
 Class of County: 8th  
 No. of Common Pleas Court Judgeships: 2  
 (Montour and Columbia combined)



## 2022 Juvenile Delinquency - Cases Pending Disposition

<b>Begin Pending</b>	<b>9</b>
New Cases	13
Consent Decree Revoked	0
Informal Adjustment Program Revoked	0
Alternative Program Revoked	0
Warrant Returned	0
Other	2
<b>Total Cases Available for Disposition</b>	<b>24</b>
<b>Warrant Issued</b>	<b>1</b>
<b>Disposed by:</b>	
Adjudicated Delinquent by a Judge	4
Adjudicated Delinquent by a Juvenile Court Hearing Officer	0
Consent Decree Entered	7
Informal Adjustment Program Entered	3
Warned and Counseled (Pre-Petition)	0
Dismissed/Withdrawn/Transferred	5
Transferred to Criminal Court	0
Other	0
<b>Total Cases Disposed</b>	<b>19</b>
<b>End Pending</b>	<b>4</b>

Data provided by CPCMS





# Montour County

2022 Population: 18,091  
 Class of County: 8th  
 No. of Common Pleas Judgeships: 2  
 (Montour and Columbia combined)

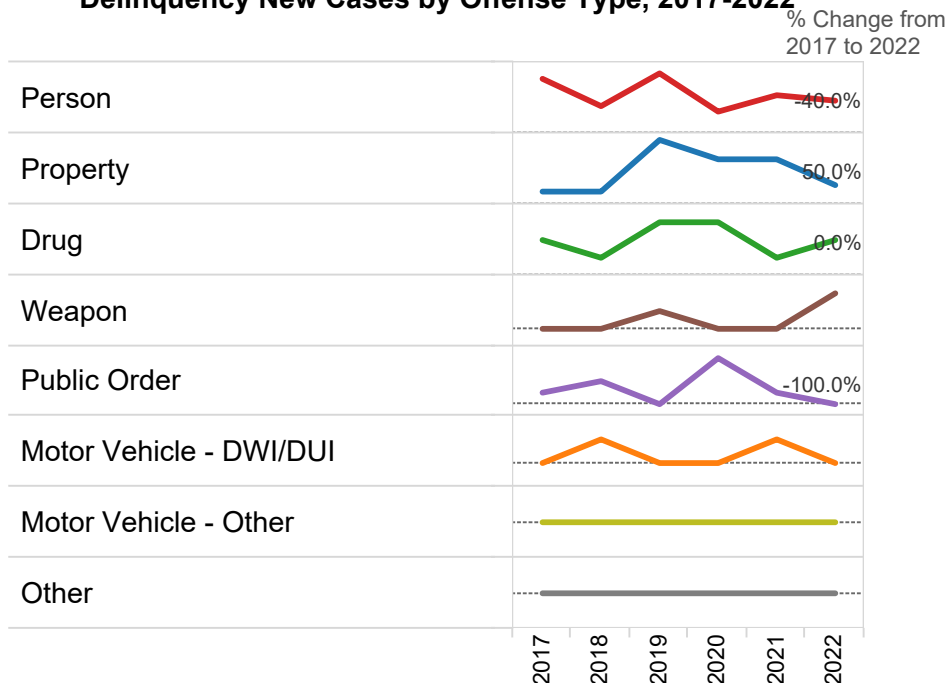


## 2022 Delinquency - New Cases by Offense Type

Case Type	Felony	Misdemeanor	Summary	Total	
Person	3	3	0	6	46.2%
Property	2	1	0	3	23.1%
Drug	0	2	0	2	15.4%
Weapon	0	2	0	2	15.4%
Public Order	0	0	0	0	0.0%
Motor Vehicle - DWI/DUI	0	0	0	0	0.0%
Motor Vehicle - Other	0	0	0	0	0.0%
Other	0	0	0	0	0.0%
<b>Total</b>	<b>5</b>	<b>8</b>	<b>0</b>	<b>13</b>	<b>100.0%</b>
	<b>38.5%</b>	<b>61.5%</b>	<b>0.0%</b>	<b>100.0%</b>	

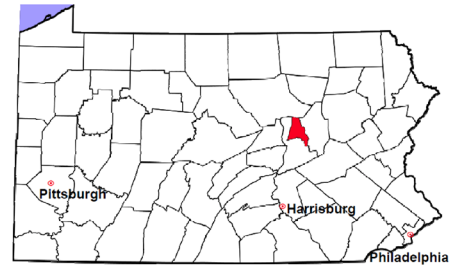
Data provided by CPCMS

### Delinquency New Cases by Offense Type, 2017-2022



# Montour County

2022 Population estimate: 18,091  
Class of County: 8th  
No. of Common Pleas Court Judgeships: 2  
(Montour and Columbia combined)



---

## 2022 Juvenile Delinquency - Formal Dispositions

---

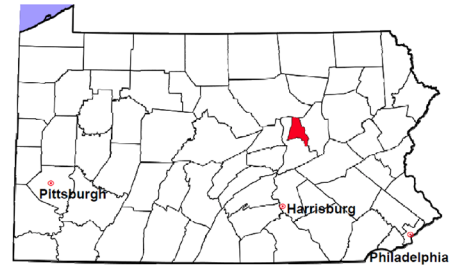
<b>Begin Pending</b>	<b>23</b>
Adjudicated Delinquent by a Judge	4
Adjudicated Delinquent by a Juvenile Court Hearing Officer	0
Warrant Returned	0
Other	2
<b>Total Adjudicated Delinquent Cases</b>	<b>29</b>
<b>Warrant Issued</b>	<b>0</b>
<b>Court Supervision Terminated:</b>	
Conditions Satisfied	3
Compelling Reasons	8
Reached Age 21	0
Transferred to Another Juvenile Court	0
Other	0
<b>Total Adjudicated Delinquent Cases Terminated</b>	<b>11</b>
<b>End Pending</b>	<b>18</b>

---

(R) - Revised  
Data provided by CPCMS

# Montour County

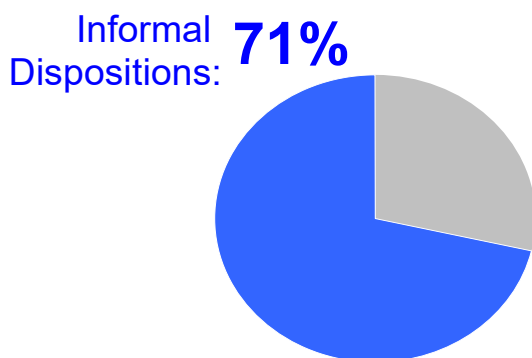
2022 Population estimate: 18,091  
 Class of County: 8th  
 No. of Common Pleas Court Judgeships: 2  
 (Montour and Columbia combined)



## 2022 Juvenile Delinquency - Informal Dispositions

<b>Pending Consent Decrees</b>	<b>9</b>
<b>Pending Informal Adjustments</b>	<b>6</b>
New Consent Decrees	7
<b>New Informal Adjustments</b>	<b>3</b>
Warrant Returned	0
<b>Other</b>	<b>3</b>
<b>Cases Informally Disposed</b>	<b>28</b>
<b>Warrant Issued</b>	<b>0</b>
<b>Terminated by:</b>	
Consent Decree Completed	6
<b>Informal Adjustment Completed</b>	<b>1</b>
Consent Decree Revoked	0
Informal Adjustment Program Revoked	0
<b>Other</b>	<b>1</b>
<b>Total Informally Disposed Cases Terminated</b>	<b>8</b>
<b>End Pending</b>	<b>20</b>

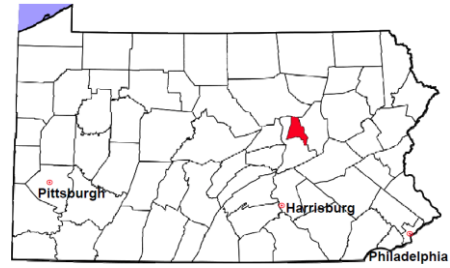
(R) - Revised  
 Data provided by CPCMS



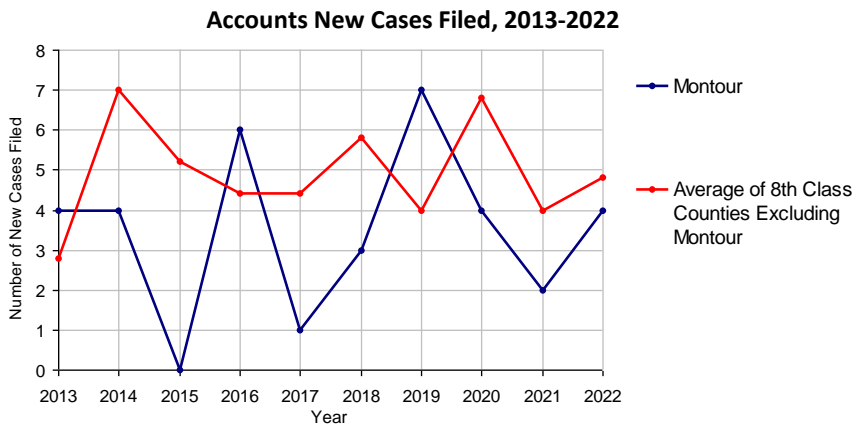
Delinquency Cases are disposed either formally, at a proceeding held before a judge or hearing officer, or informally without a proceeding. Informal dispositions include informal adjustments supervised by a juvenile probation officer; consent decrees agreed upon with the District Attorney after a petition is filed; or other pre-petition process by the juvenile probation department.

# Montour County

2022 Population estimate: 18,091  
 Class of County: 8th  
 No. of Common Pleas Court Judgeships: 2  
 (Montour and Columbia combined)

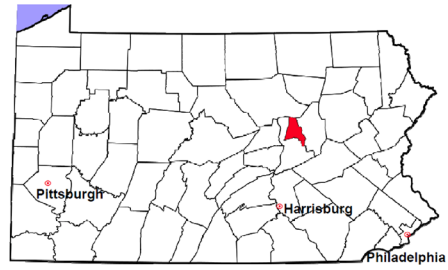


<b>2022 Accounts</b>	<b>No. of Cases</b>	
Cases Pending 1/1/2022	0	
New Cases Filed in 2022	4	
<b>Cases Available for Processing</b>	<b>4</b>	
Processed By:		
Contested before a Judge	0	
Contested before a Non-Judicial Officer	0	
Uncontested	4	100.0%
Other	0	
<b>Cases Processed</b>	<b>4</b>	<b>100.0%</b>
<b>Cases Pending 12/31/2022</b>	<b>0</b>	



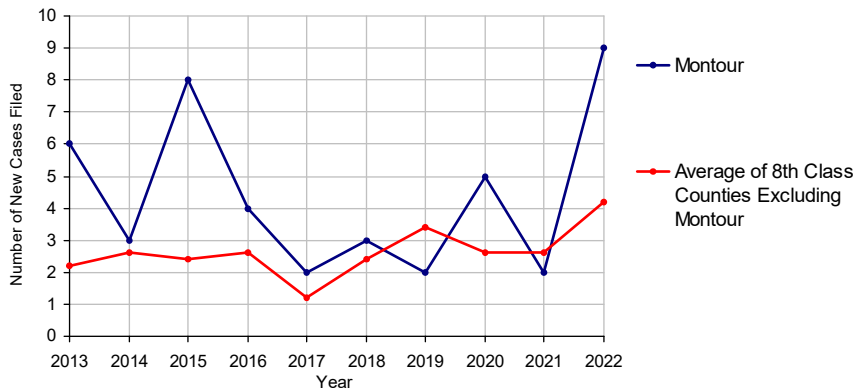
# Montour County

2022 Population estimate: 18,091  
 Class of County: 8th  
 No. of Common Pleas Court Judgeships: 2  
 (Montour and Columbia combined)



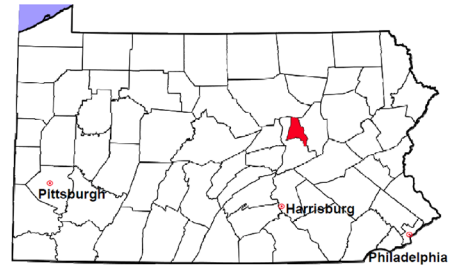
<b>2022 Adoptions</b>		<b>No. of Cases</b>	
Cases Pending 1/1/2022		1	
New Cases Filed in 2022		9	
<b>Cases Available for Processing</b>		<b>10</b>	
Processed By:			
Contested before a Judge	Granted	0	
	Denied	0	
Uncontested	Granted	8	100.0%
	Denied	0	
Other		0	
<b>Cases Processed</b>		<b>8</b>	<b>100.0%</b>
<b>Cases Pending 12/31/2022</b>		<b>2</b>	

**Adoptions New Cases Filed, 2013-2022**



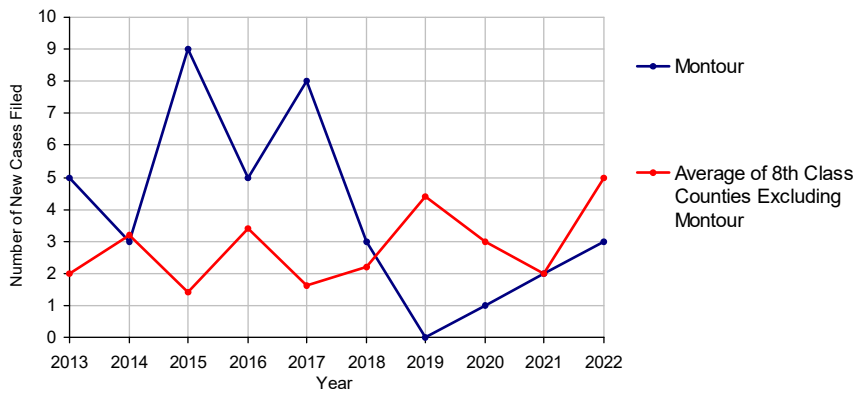
# Montour County

2022 Population estimate: 18,091  
 Class of County: 8th  
 No. of Common Pleas Court Judgeships: 2  
 (Montour and Columbia combined)



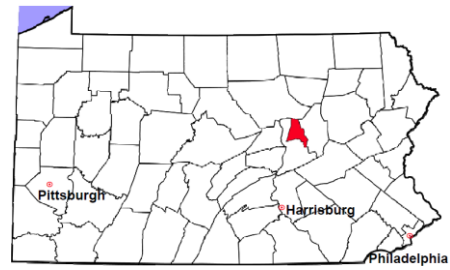
2022 Relinquishments/Terminations	No. of Cases
Cases Pending 1/1/2022	1
New Cases Filed in 2022	3
<b>Cases Available for Processing</b>	<b>4</b>
Processed By:	
Contested before a Judge	0
Uncontested	4 100.0%
Other	0
<b>Cases Processed</b>	<b>4 100.0%</b>
<b>Cases Pending 12/31/2022</b>	<b>0</b>

Relinquishments/Terminations New Cases Filed, 2013-2022

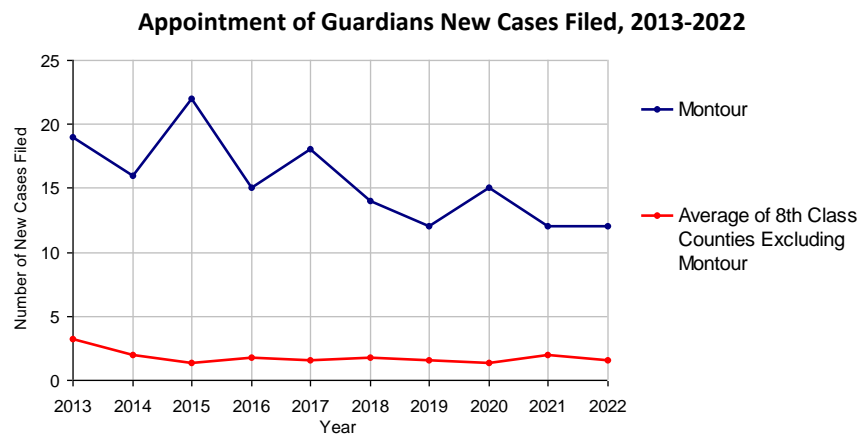


# Montour County

2022 Population estimate: 18,091  
 Class of County: 8th  
 No. of Common Pleas Court Judgeships: 2  
 (Montour and Columbia combined)

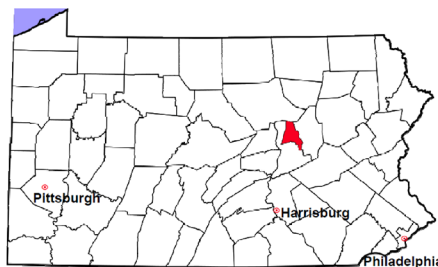


<b>2022 Appointment of Guardians</b>	<b>No. of Cases</b>	
Cases Pending 1/1/2022	17	
New Cases Filed in 2022	12	
<b>Cases Available for Processing</b>	<b>29</b>	
Processed By:		
Contested before a Judge	0	
Uncontested	5	83.3%
Other	1	16.7%
<b>Cases Processed</b>	<b>6</b>	<b>100.0%</b>
<b>Cases Pending 12/31/2022</b>	<b>23</b>	



# Montour County

2022 Population estimate: 18,091  
 Class of County: 8th  
 No. of Common Pleas Court Judgeships: 2  
 (Montour and Columbia combined)



## 2022 Jury Yield and Utilization

### Jury Yield

Qualification Questionnaires/Summonses Mailed:	1,100	A		
Returned Undeliverable:	93	B	8.5%	Of Qualification Questionnaires/ Summonses Mailed
Not Responded to:	82	C	7.5%	
the Number of Prospective Jurors:				
Disqualified:	118	D	10.7%	
Exempted:	49	E	4.5%	
Excused:	212	F	19.3%	
Deferred to New Term:	56	G	5.1%	
Deferred from Previous Term:	83	H	7.5%	
<b>Total Number of Qualified Jurors Available for Service:</b>	<b>573</b>	<b>I</b>	<b>52.1%</b>	

$I = A - B - C - D - E - F - G + H$

### Jury Utilization

the Number of Jurors:			
Reporting for Service:	340	59.3%	Of Jurors Qualified and Available
Told Not to Report for Service:	227	39.6%	
Sent to Courtroom for Jury Selection (Voir Dire):	161	47.4%	Of Jurors Reporting for Service
Impaneled or Sworn (jurors/alternates):	55	16.2%	
Removed for Cause/Hardship:	8		
Removed by Peremptory Challenge:	40		
Number of Jury Trials Started:	4		
Pool Days:	4		
Zero Panel Days:	0		(Of Pool Days)

### Jury Costs

Total Annual Budget for Juror Operations:	\$6,500.00	J
Average Cost Per Juror:	\$5.91	K

$K = J/A$






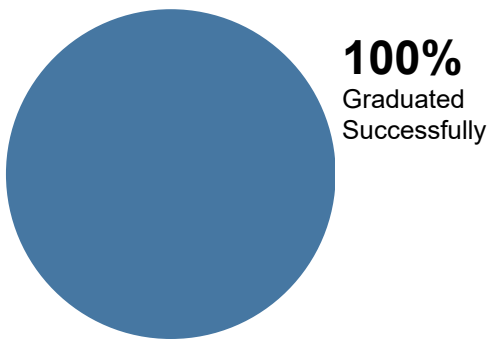
# Columbia/Montour Counties

## 2022 Problem Solving Courts

9 Discharges

20 Admissions

Of All Court Participants Discharged:

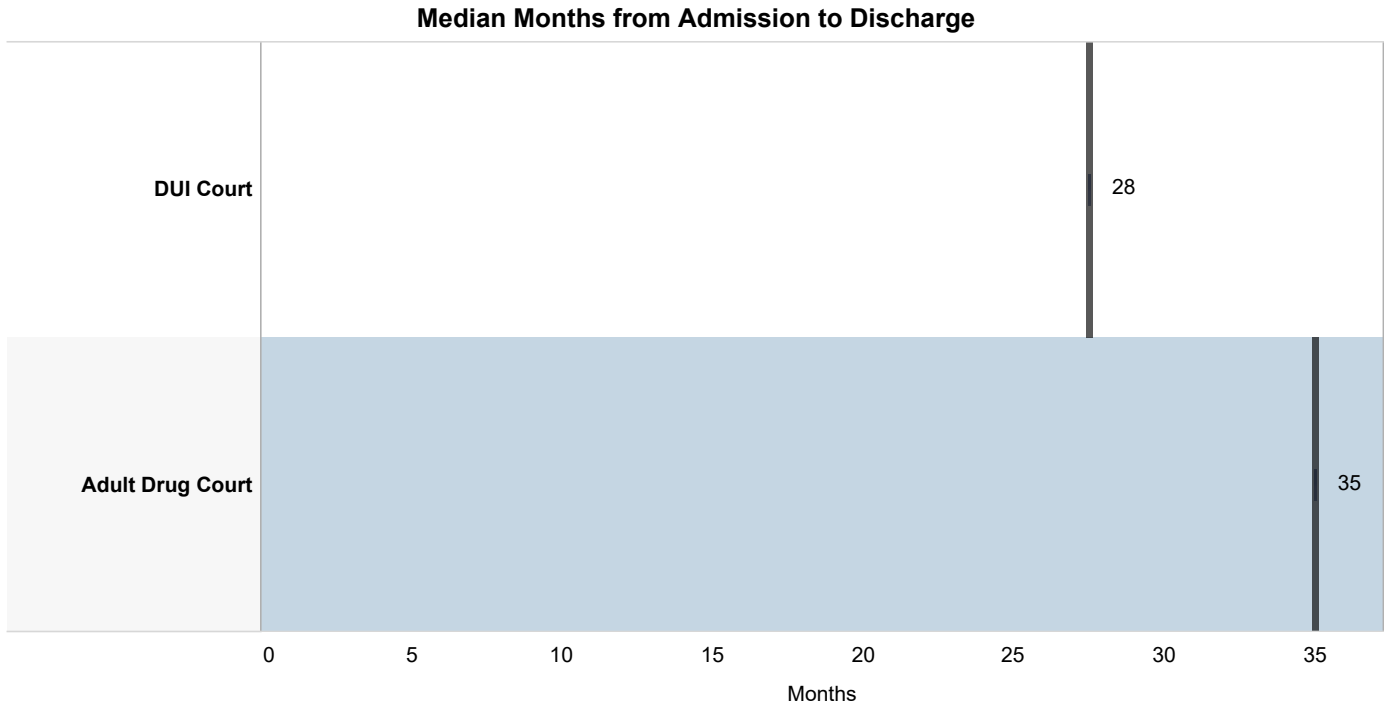


### Discharge Reason

	Successfully Completed	Total Discharges
Adult Drug Court	3 (100.0%)	3 (100.0%)
DUI Court	6 (100.0%)	6 (100.0%)

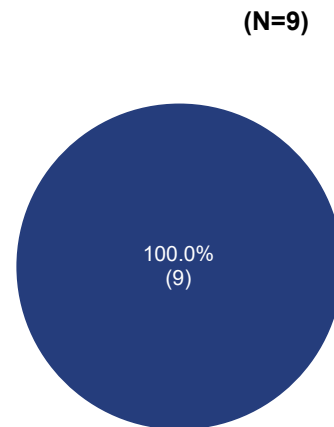
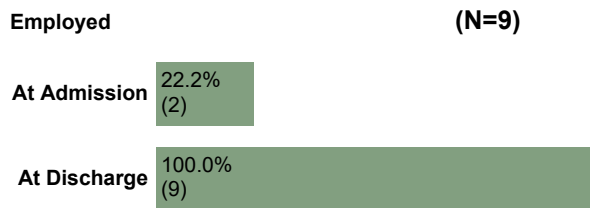
# Columbia/Montour Counties

## 2022 Problem Solving Courts



Among successful graduates, there was a 350% increase in employment.

100% of the employed successful graduates were employed full time:



11% (1) of all participants have improved in **education level** at discharge.

■ Employed Full Time



DEPARTMENT OF RESEARCH & STATISTICS

KIM NIEVES, PH.D.

DIRECTOR

ANDREW GINDER, MPA

ASSISTANT DIRECTOR

YAN LIU, M.S.

SENIOR STATISTICAL ANALYST

SASANKA ADIKARI, PH.D

DATA SCIENTIST

AMANDA PEREIRA

RESEARCH ASSISTANT