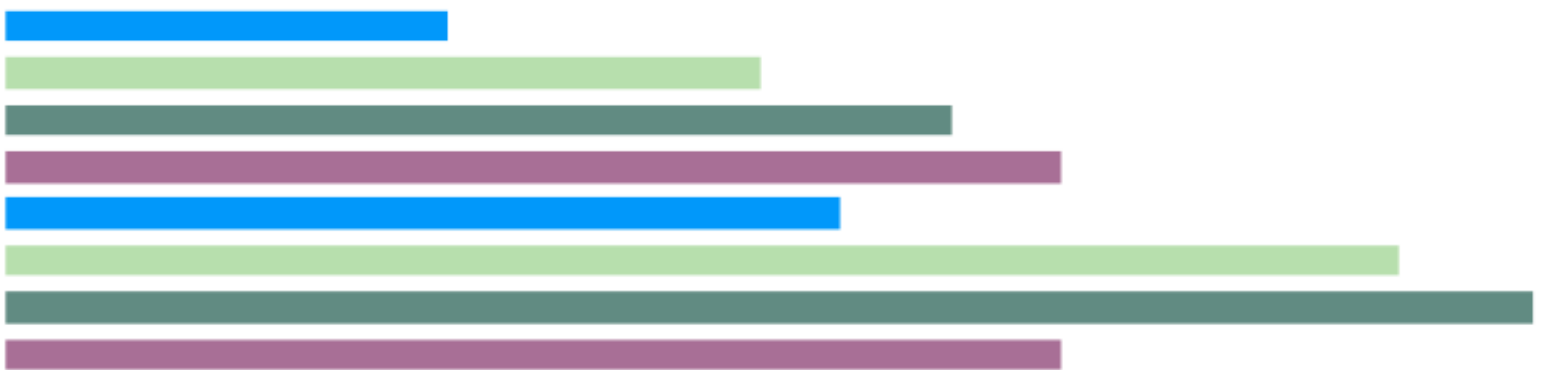
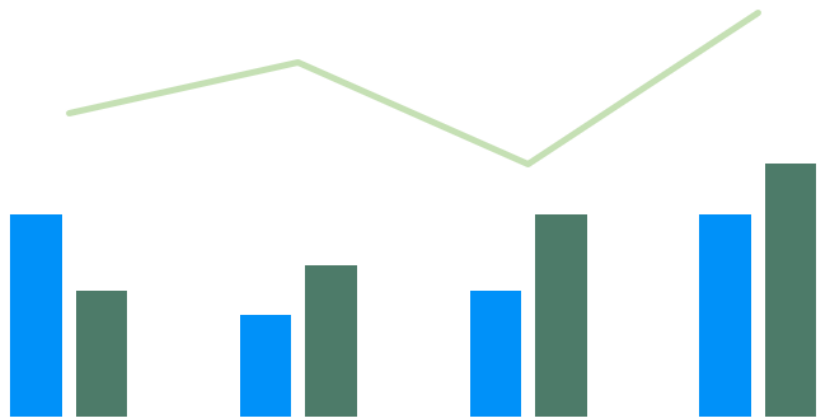
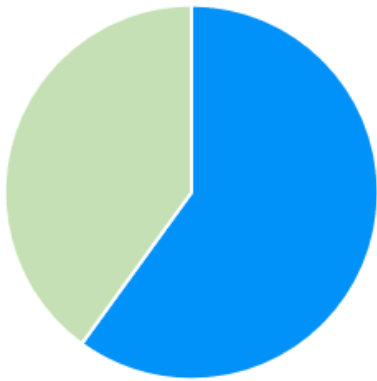


2022 Northumberland County

Court of Common Pleas
Caseload Statistics for



We are pleased to provide you with a copy of the 2022 County Caseload Display pages. They can also be viewed on the AOPC webpage at www.pacourts.us in the *News & Statistics* section under *Research & Statistics*.

Should you have any questions or comments, please do not hesitate to contact me at 717.231.3300.

Sincerely,

A handwritten signature in black ink, appearing to read 'Sasanka', is written over a horizontal line. The signature is fluid and cursive.

Sasanka Adikari, Ph.D.
Data Scientist
Department of Research and Statistics

Table of Contents

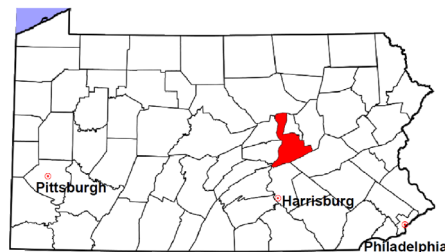
CPCMS Criminal	Page 1
CPCMS Criminal - New Cases by Case Type.....	Page 2
Civil.....	Page 3
Civil - Docketed Cases Listed by Case Type.....	Page 4
Protection From Abuse	Page 5
Spousal & Child Support and Paternity	Page 6
Custody/Partial Custody/Visitation.....	Page 7
Divorce	Page 8
Juvenile Dependency - Active Dependent Inventory	Page 9
Juvenile Dependency - Adjudicated Dependent Inventory	Page 10
Juvenile Delinquency - Cases Pending Disposition.....	Page 11
Juvenile Delinquency - New Cases by Case Type	Page 12
Juvenile Delinquency - Formal Dispositions	Page 13
Juvenile Delinquency - Informal Dispositions	Page 14
Accounts.....	Page 15
Adoptions.....	Page 16
Relinquishments/Terminations	Page 17
Appointment of Guardians	Page 18
Jury Yield and Utilization	Page 19
Problem Solving Courts.....	Pages 20-21

Northumberland County

2022 Population estimate: 90,133

Class of County: 5th

No. of Common Pleas Court Judgeships: 3



2022 Criminal	No. of Cases
---------------	--------------

Cases Pending 1/1/2022	1,199
New Cases Filed in 2022	1,238
Reopened Cases	218
Cases Available for Processing	2,655

Processed by:

Withdrawn/Dismissed	128	8.9%
Diversionsary Disposition*	192	13.3%
Guilty Plea	878	60.8%
Non-Jury Trial	13	0.9%
Jury Trial	11	0.8%
Inactive	213	14.8%
Other	9	0.6%
Total Cases Processed	1,444	100.0%

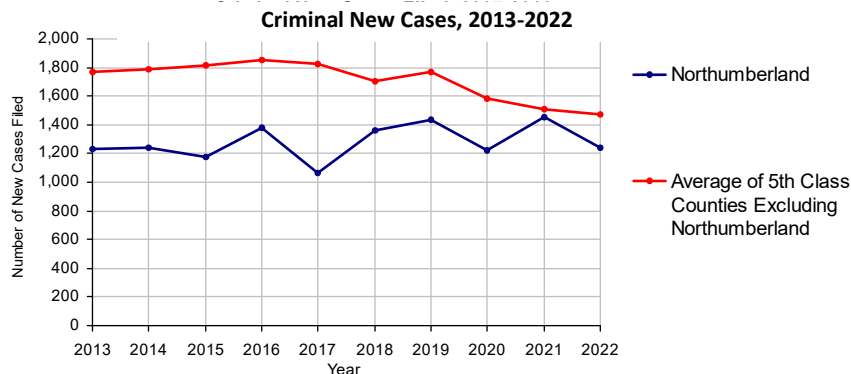
Cases Pending 12/31/2022 **1,211**

Cases Awaiting Sentencing 232

Data provided by CPCMS

* Includes other diversionsary programs such as Veterans Court.

Age of Pending Cases as of 12/31/2022		
0-60 Days	161	13.3%
61-120 Days	172	14.2%
121-180 Days	116	9.6%
181-240 Days	109	9.0%
241-300 Days	105	8.7%
301-360 Days	82	6.8%
Over 360 Days	466	38.5%
Total	1,211	100.0%



Northumberland County

2022 Population: 90,133
 Class of County: 5th
 No. of Common Pleas Judgeships: 3

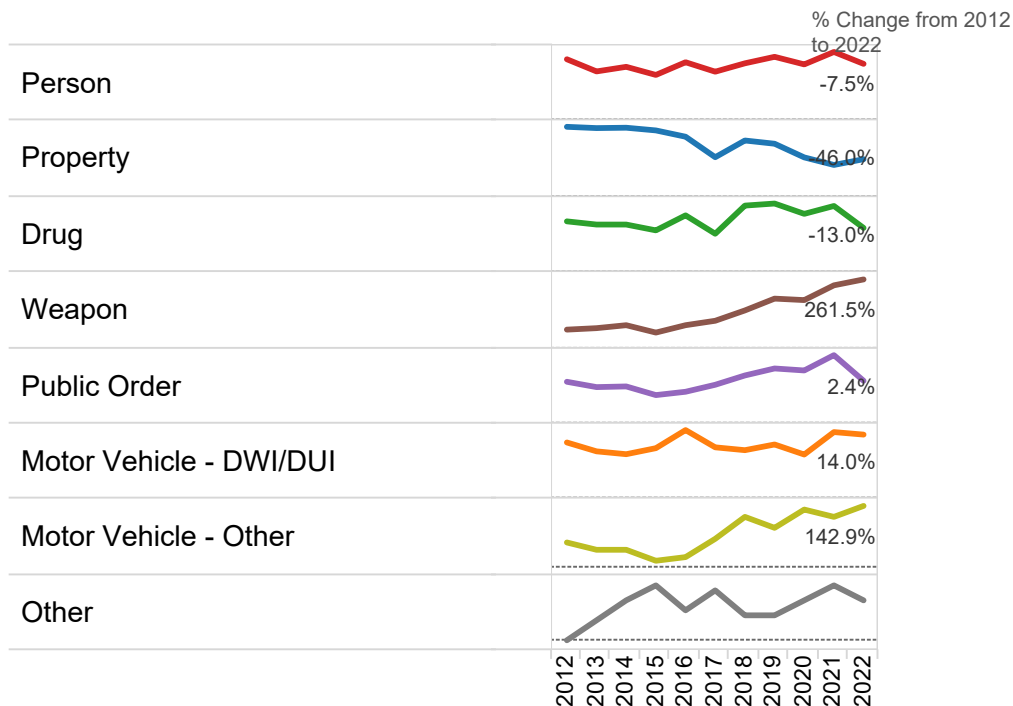


2022 Criminal - New Cases by Offense Type

Case Type	Felony	Misdemeanor	Summary	Total	
Person	122	87	0	209	16.9%
Property	113	98	0	211	17.0%
Drug	80	155	0	235	19.0%
Weapon	28	19	0	47	3.8%
Public Order	47	82	0	129	10.4%
Motor Vehicle - DWI/DUI	18	364	0	382	30.9%
Motor Vehicle - Other	0	17	0	17	1.4%
Other	7	1	0	8	0.6%
Total	415	823	0	1,238	100.0%
	33.5%	66.5%	0.0%	100.0%	

Data provided by CPCMS

Criminal New Cases by Offense Type, 2012-2022

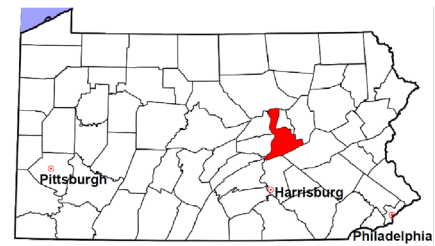


Northumberland County

2022 Population estimate: 90,133

Class of County: 5th

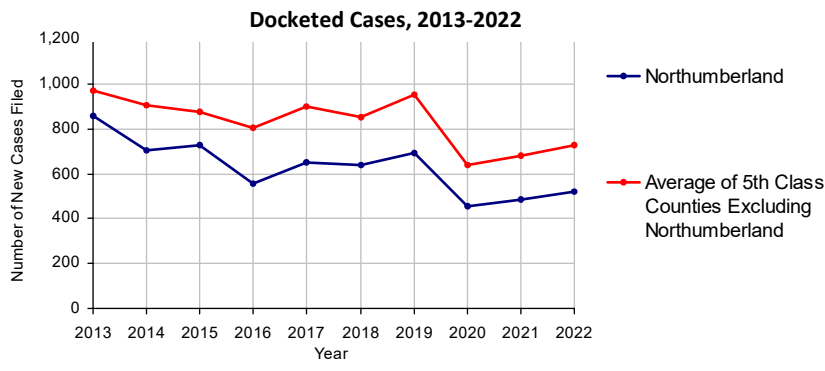
No. of Common Pleas Court Judgeships: 3



2022 Civil	Civil Action	Other	Total
Cases Pending 1/1/2022	931	562	1,493 (R)
Docketed Cases	316	207	523
Arbitration Appeals	0	0	0
Transferred In	0	0	0
Returned to Active	0	0	0
Cases Available for Processing	1,247	769	2,016
Processed By:			
Default Judgments	122	48	170
Cases Decided by Arbitration Board	0	0	0
Dispositive Motions	0	0	0
Settlements	0	0	0
Moved to Inactive Status	0	0	0
Transferred/Withdrawn	0	0	0
Dismissed/Discontinued	156	41	197
Administrative Purge	0	0	0
Other	0	0	0
Jury Trial	0	0	0
Non-Jury Trial	0	0	0
Total Cases Processed	278	89	367
Cases Pending 12/31/2022	969	680	1,649

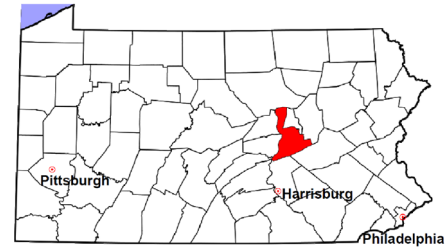
Age of Pending Cases as of 12/31/2022 (Civil Action Only)		
0-6 months	138	14.2%
7-12 months	74	7.6%
13-18 months	74	7.6%
19-24 months	55	5.7%
25-30 months	58	6.0%
31-36 months	30	3.1%
37-42 months	53	5.5%
43-48 months	57	5.9%
49-54 months	45	4.6%
55-60 months	74	7.6%
61-66 months	81	8.4%
67-72 months	65	6.7%
Over 72 months	165	17.0%
Total	969	100.0%

(R) - Revised



Northumberland County

2022 Population estimate: 90,133
 Class of County: 5th
 No. of Common Pleas Court Judgeships: 3



2022 Civil - Docketed Cases Listed by Case Type

TORT	52	9.9%	REAL PROPERTY	139	26.6%
<i>(does not include mass tort)</i>			Ejectment*	14	
Intentional	2		Eminent Domain/Condemnation*	1	
Malicious Prosecution	0		Ground Rent	0	
Motor Vehicle	20		Landlord/Tenant Dispute	1	
Nuisance	0		Mortgage Foreclosure:		
Premise Liability	10		Residential*	104	
Product Liability	2		Commercial*	1	
Slander/Libel/Defamation	1		Partition of Real Property*	2	
Other	17		Quiet Title*	8	
MASS TORT	0		Other*	8	
Asbestos	0		CIVIL APPEALS	29	5.5%
Tobacco	0		<i>- Administrative Agencies</i>		
Toxic Tort - DES	0		Board of Assessment*	0	
Toxic Tort - Implant	0		Board of Elections*	0	
Toxic Waste	0		Dept. of Transportation*	19	
Other	0		Zoning Board*	3	
PROFESSIONAL LIABILITY	19	3.6%	Statutory Appeal - Other*	0	
Dental	0		Other*	7	
Legal	0		MISCELLANEOUS	40	7.6%
Medical Malpractice	16		Common Law/		
Other	3		Statutory Arbitration*	0	
CONTRACT	244	46.7%	Declaratory Judgment*	5	
<i>(does not include judgments)</i>			Mandamus*	0	
Buyer Plaintiff	4		Non-Domestic Relations		
Debt Collection: Credit Card	104		Restraining Order*	3	
Debt Collection: Other	129		Quo Warranto*	1	
Employment Dispute: Discrimination	0		Replevin*	3	
Employment Dispute: Other	0		Other*	28	
Other	7		TOTAL DOCKETED CASES:	523	100.0%

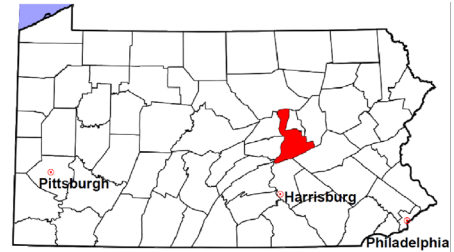
Of the Docketed Cases:

Pro Se Filings: 0 Class Action Suits: 0 MDJ Appeals: 2 0.4%

*Civil Other

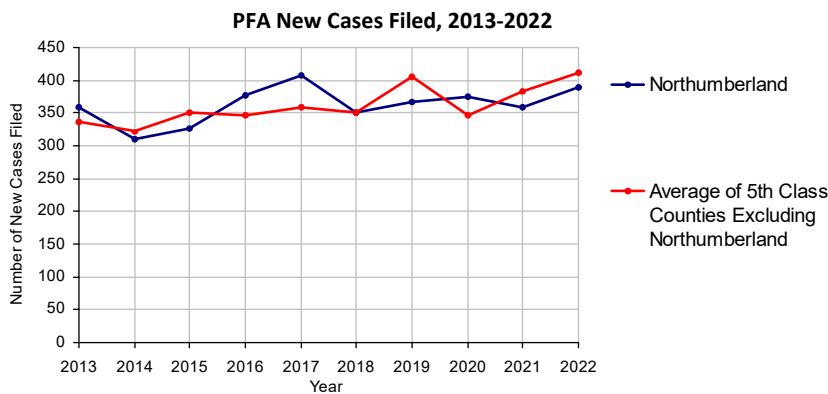
Northumberland County

2022 Population estimate: 90,133
 Class of County: 5th
 No. of Common Pleas Court Judgeships: 3



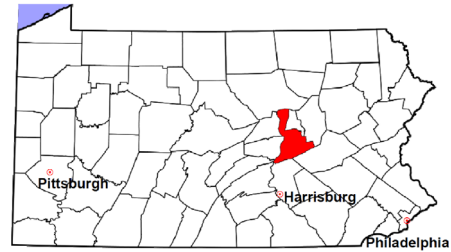
2022 Protection From Abuse

	No. of Petitions
Cases Pending 1/1/2022	10
New Cases Filed in 2022	389
<i>Of these, Petitions Requesting Temporary Orders: 370 (95.1%)</i>	
<i>Temporary Orders DENIED: 49 (13.2%), Temporary Orders GRANTED: 321 (86.8%)</i>	
Cases Available for Processing	399
Processed By:	
Temporary Order DENIED After Ex Parte Hearing and No Evidentiary Hearing Scheduled	41 10.6%
Temporary Order DISMISSED After Evidentiary Hearing and No Final Order Entered	24 6.2%
Final Order DENIED After Evidentiary Hearing Before a Judge or a Judicial Officer	28 7.2%
Final Order GRANTED After Evidentiary Hearing Before a Judge or a Judicial Officer	107 27.6%
Plaintiff Did Not Appear For Evidentiary Hearing	70 18.1%
Final Order by STIPULATION OR AGREEMENT Between the Parties	32 8.3%
Petition WITHDRAWN by Plaintiff	56 14.5%
TRANSFERRED to Another Jurisdiction	0
Other	29 7.5%
Cases Processed	387 100.0%
Cases Pending 12/31/2022	12



Northumberland County

2022 Population estimate: 90,133
 Class of County: 5th
 No. of Common Pleas Court Judgeships: 3



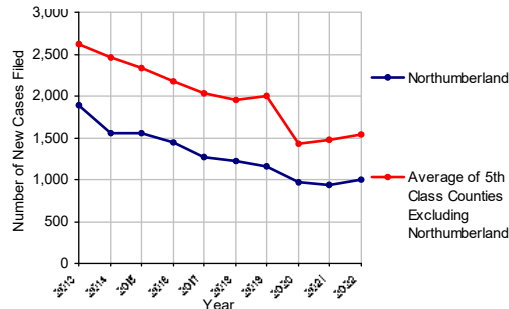
2022 Spousal & Child Support	No. of Petitions
Cases Pending 1/1/2022	124
New Cases Filed in 2022	993
Dockets Transferred In (+)	28
Dockets Transferred Out (-)	24
Cases Available for Processing	1,121
Processed By:	
Judge	39 3.9%
Intake Officer	943 93.8%
Hearing Officer	23 2.3%
Other	0
Cases Processed	1,005 100.0%
Cases Pending 12/31/2022	116

Data provided by PACSES

2022 Paternity	No. of Cases
Acknowledgements Filed:	
Non-Domestic Relations Section	147 91.3%
During Conference	6 3.7%
Non-Stipulated (post genetic test)	0
Pre-Trial Conference	8 5.0%
Total	161 100.0%
Established:	
Stipulated by Genetic Tests	23 39.0%
Default - Father Failed to Appear	2 3.4%
Adjudication by Court Proceeding	0
Out of State	34 57.6%
Total	59 100.0%
Cases Pending 12/31/2022	14

Data provided by PACSES

'Spousal & Child Support New Cases Filed, 2013-2022



DEFINITIONS:

ACKNOWLEDGEMENTS FILED:

NON-DOMESTIC RELATIONS SECTION: The voluntary Acknowledgement of Paternity by the alleged father.
DURING CONFERENCE: The alleged father signed the Acknowledgement of Paternity-Waiver of Trial (PE-010) at the initial child support conference.
NON-STIPULATED (POST GENETIC TEST): The alleged father signed the Acknowledgement of Paternity-Waiver of Trial after genetic tests were conducted and resulted in the alleged father being determined to be the biological father.
PRE-TRIAL CONFERENCE: The alleged father signed the Acknowledgement of Paternity-Waiver of Trial at the pre-trial conference.

ESTABLISHED:

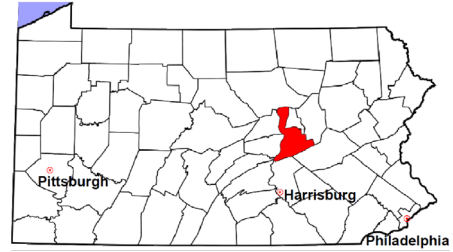
STIPULATED BY GENETIC TESTS: The alleged father requested genetic tests and signed a stipulation that if the test results had a 99% or higher probability of paternity then the alleged father would be stipulated as the biological father of the child.
DEFAULT - FATHER FAILED TO APPEAR: The alleged father failed to appear after being served for either a support conference, hearing, or genetic test and a default paternity order was entered by the court.
ADJUDICATION BY COURT PROCEEDING: The alleged father was determined to be the biological father of the child through a court proceeding.
OUT OF STATE: Paternity was established in another state, "Out of state only".

Northumberland County

2022 Population Estimate: 90,133

Class of County: 5th

No. of Common Pleas Court Judgeships: 3

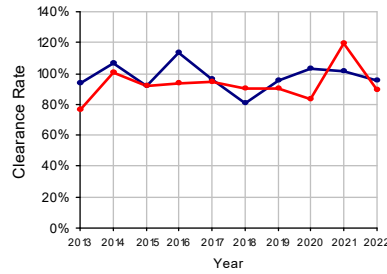


2022 Custody/Partial Custody/Visitation

**No. of
Petitions**

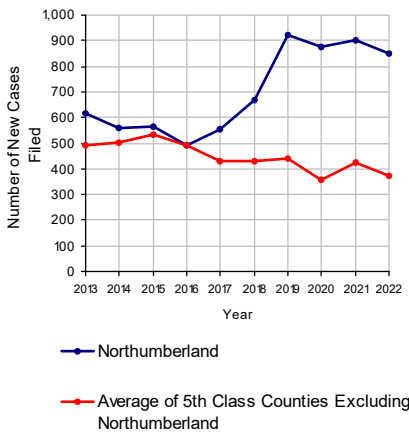
Cases Pending 1/1/2022	198
New Cases Filed in 2022	849
Cases Available for Processing	1,047
Processed By:	
Judge	158 19.6%
Non-Judicial Officer	377 46.7%
Administrative Review/Purge	5 0.6%
Other	268 33.2%
Cases Processed	808 100.0%
Cases Pending 12/31/2022	239

Clearance Rate, 2013-2022

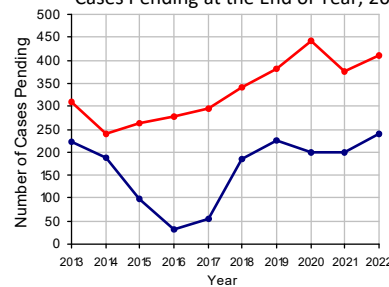


Note: Clearance Rate = Cases Processed / New Cases Filed

C Custody/Partial Custody/Visitation New Cases Filed, 2013-2022



C₁ Cases Pending at the End of Year, 2013-2022

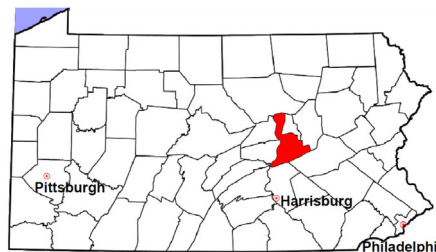


Northumberland County

2022 Population estimate: 90,133

Class of County: 5th

No. of Common Pleas Court Judgeships: 3



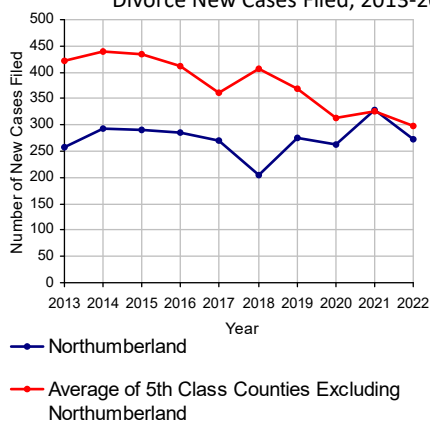
2022 Divorce

No. of Petitions

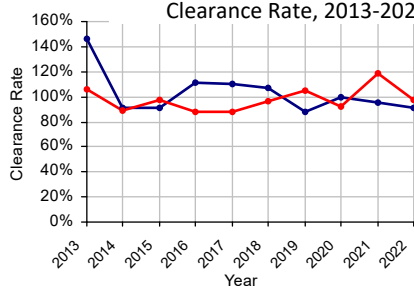
Cases Pending 1/1/2022	133 (R)	
New Cases Filed in 2022	273	
Cases Available for Processing	406	
Processed By:		
Contested Before a Judge	12	4.8%
Contested Before a Non-Judicial Officer	9	3.6%
Uncontested	216	86.4%
Administrative Review/Purge	0	
Other	13	5.2%
Cases Processed	250	100.0%
Cases Pending 12/31/2022	156	

(R) - Revised

l Divorce New Cases Filed, 2013-2022

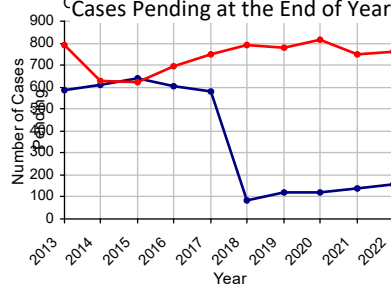


Clearance Rate, 2013-2022



Note: Clearance Rate = Cases Processed / New Cases Filed

c Cases Pending at the End of Year, 2013-2022

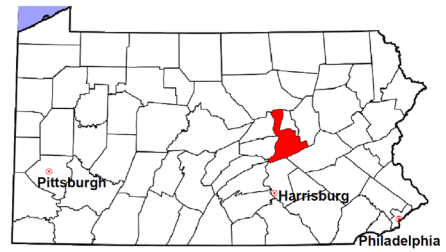


Northumberland County

2022 Population estimate: 90,133

Class of County: 5th

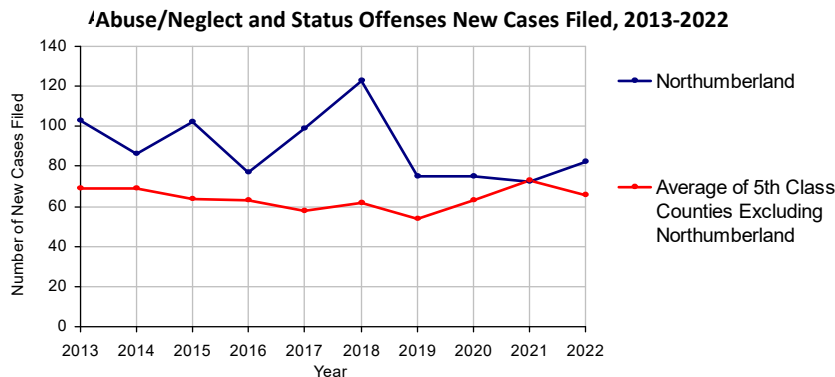
No. of Common Pleas Court Judgeships: 3



2022 Juvenile Dependency - Petitions Pending Adjudication

	Abuse/ Neglect	Status Offenses	Total
Cases Pending 1/1/2022	7	0	7
New Petitions Filed in 2022	67	15	82
Other	17	0	17
Total Petitions Available for Processing	91	15	106
Processed by:			
Adjudicated Dependent			
Judge	62	9	71
Juvenile Court Hearing Officer	0	0	0
Adjudicated NOT Dependent			
Judge	3	5	8
Juvenile Court Hearing Officer	0	0	0
Withdrawn/Dismissed/Transferred	15	1	16
Other	0	0	0
Total Petitions Processed	80	15	95
Cases Pending 12/31/2022	11	0	11

Data provided by CPCMS

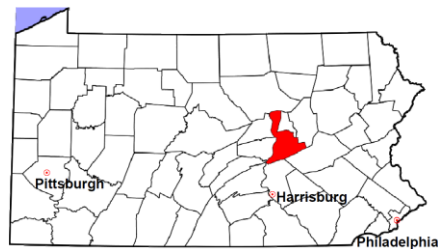


Northumberland County

2022 Population estimate: 90,133

Class of County: 5th

No. of Common Pleas Court Judgeships: 3



2022 Juvenile Dependency - Adjudicated Dependent Inventory

	Abuse/ Neglect	Status Offenses	Total
Cases Pending 1/1/2022	100	5	105
New Adjudicated Dependent Cases	62	9	71
Other	0	0	0
Total Adjudicated Dependent Cases	162	14	176

Court Supervision Terminated:

Family Reunification	33	40.2%	1	33.3%	34	40.0%
Adoption	20	24.4%	2	66.7%	22	25.9%
Placement with a Relative/Guardian	21	25.6%	0		21	24.7%
Aged Out	7	8.5%	0		7	8.2%
Other Permanency Outcomes*	1	1.2%	0		1	1.2%
Other**	0		0		0	
Total Adjudicated Dependent Cases Terminated	82	100.0%	3	100.0%	85	100.0%
Cases Pending 12/31/2022	80		11		91	

Data provided by CPCMS

* Other Permanency Outcomes include: adjudicated delinquent, death due to natural causes, emancipation, permanent living arrangement, and parent has come forward.

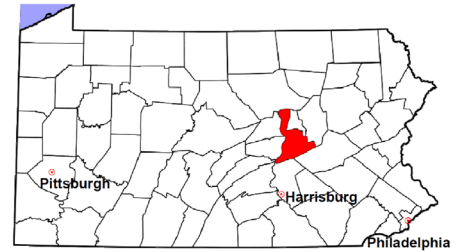
** Other includes cases where court supervision is terminated due to transfer out of jurisdiction, withdrawal and administrative closure.

Northumberland County

2022 Population estimate: 90,133

Class of County: 5th

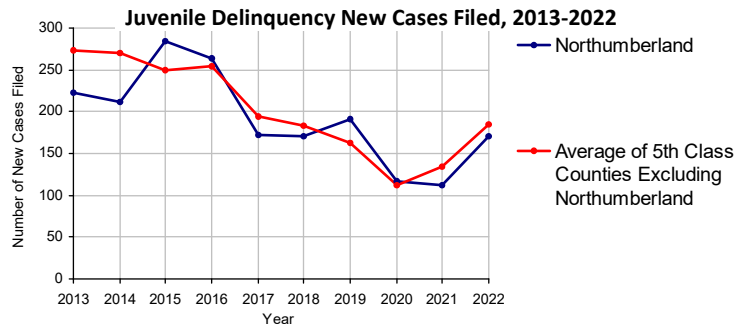
No. of Common Pleas Court Judgeships: 3



2022 Juvenile Delinquency - Cases Pending Disposition

Begin Pending	58
New Cases	170
Consent Decree Revoked	0
Informal Adjustment Program Revoked	0
Alternative Program Revoked	0
Warrant Returned	0
Other	17
Total Cases Available for Disposition	245
Warrant Issued	0
Disposed by:	
Adjudicated Delinquent by a Judge	7
Adjudicated Delinquent by a Juvenile Court Hearing Officer	0
Consent Decree Entered	29
Informal Adjustment Program Entered	82
Warned and Counseled (Pre-Petition)	2
Dismissed/Withdrawn/Transferred	14
Transferred to Criminal Court	1
Other	7
Total Cases Disposed	142
End Pending	103

Data provided by CPCMS



Northumberland County

2022 Population: 90,133
 Class of County: 5th
 No. of Common Pleas Judgeships: 3

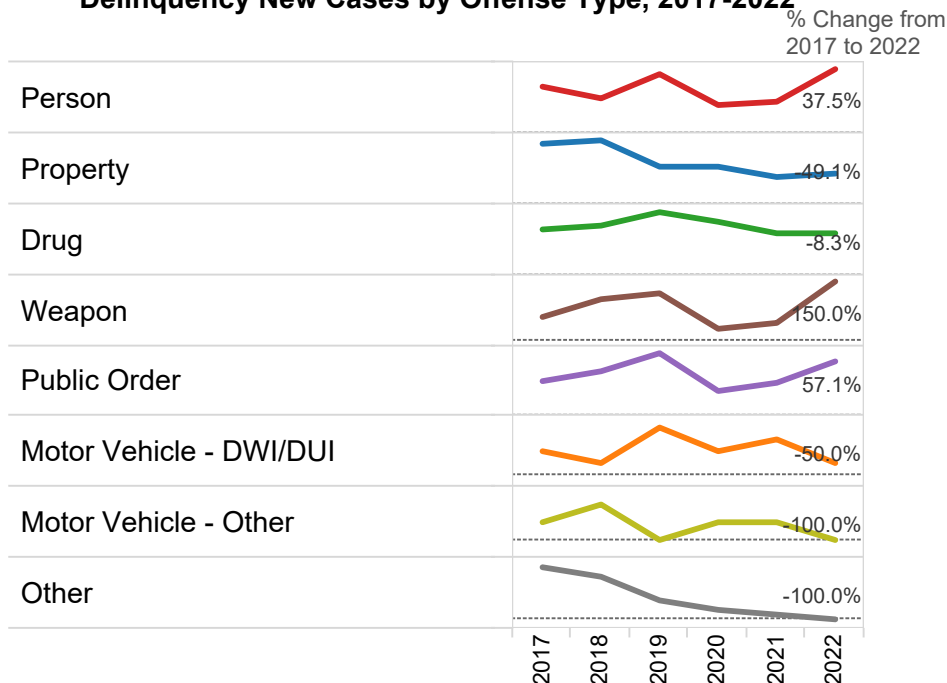


2022 Delinquency - New Cases by Offense Type

Case Type	Felony	Misdemeanor	Summary	Total	
Person	23	54	0	77	45.3%
Property	11	15	1	27	15.9%
Drug	1	21	0	22	12.9%
Weapon	0	10	0	10	5.9%
Public Order	2	15	16	33	19.4%
Motor Vehicle - DWI/DUI	0	1	0	1	0.6%
Motor Vehicle - Other	0	0	0	0	0.0%
Other	0	0	0	0	0.0%
Total	37	116	17	170	100.0%
	21.8%	68.2%	10.0%	100.0%	

Data provided by CPCMS

Delinquency New Cases by Offense Type, 2017-2022

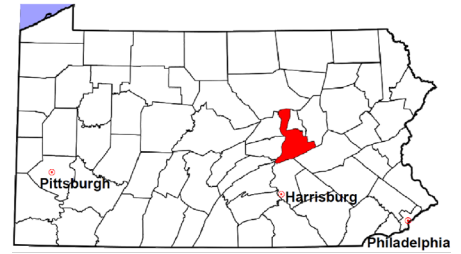


Northumberland County

2022 Population estimate: 90,133

Class of County: 5th

No. of Common Pleas Court Judgeships: 3



2022 Juvenile Delinquency - Formal Dispositions

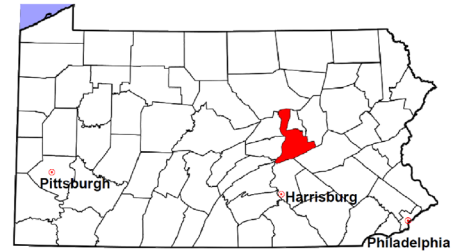
Begin Pending	79
Adjudicated Delinquent by a Judge	7
Adjudicated Delinquent by a Juvenile Court Hearing Officer	0
Warrant Returned	0
Other	4
Total Adjudicated Delinquent Cases	90
Warrant Issued	0
Court Supervision Terminated:	
Conditions Satisfied	15
Compelling Reasons	3
Reached Age 21	0
Transferred to Another Juvenile Court	0
Other	1
Total Adjudicated Delinquent Cases Terminated	19
End Pending	71

(R) - Revised

Data provided by CPCMS

Northumberland County

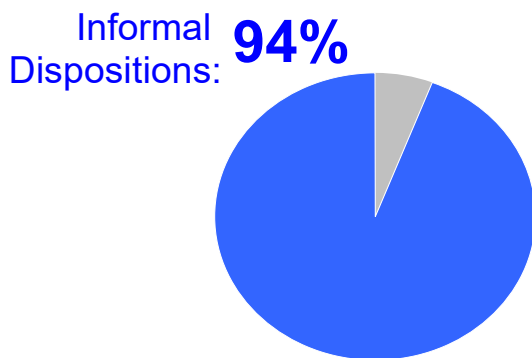
2022 Population estimate: 90,133
 Class of County: 5th
 No. of Common Pleas Court Judgeships: 3



2022 Juvenile Delinquency - Informal Dispositions

Pending Consent Decrees	42
Pending Informal Adjustments	164
New Consent Decrees	29
New Informal Adjustments	82
Warrant Returned	0
Other	23
Cases Informally Disposed	340
Warrant Issued	0
Terminated by:	
Consent Decree Completed	43
Informal Adjustment Completed	57
Consent Decree Revoked	0
Informal Adjustment Program Revoked	0
Other	3
Total Informally Disposed Cases Terminated	103
End Pending	237

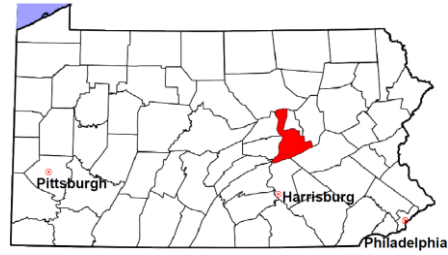
(R) - Revised
 Data provided by CPCMS



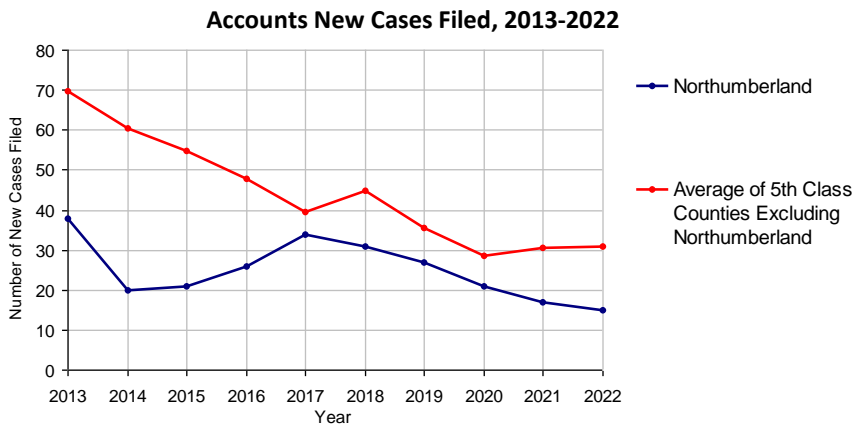
Delinquency Cases are disposed either formally, at a proceeding held before a judge or hearing officer, or informally without a proceeding. Informal dispositions include informal adjustments supervised by a juvenile probation officer; consent decrees agreed upon with the District Attorney after a petition is filed; or other pre-petition process by the juvenile probation department.

Northumberland County

2022 Population estimate: 90,133
 Class of County: 5th
 No. of Common Pleas Court Judgeships: 3



2022 Accounts	No. of Cases	
Cases Pending 1/1/2022	9	
New Cases Filed in 2022	15	
Cases Available for Processing	24	
Processed By:		
Contested before a Judge	0	
Contested before a Non-Judicial Officer	0	
Uncontested	16	84.2%
Other	3	15.8%
Cases Processed	19	100.0%
Cases Pending 12/31/2022	5	

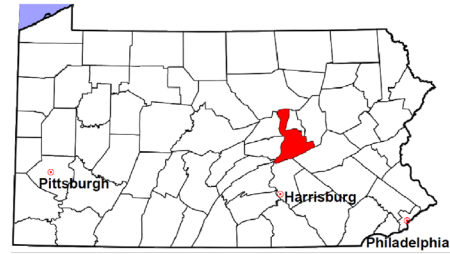


Northumberland County

2022 Population estimate: 90,133

Class of County: 5th

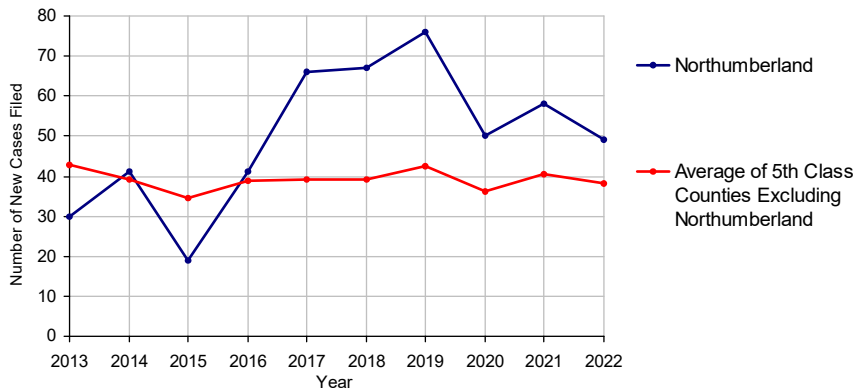
No. of Common Pleas Court Judgeships: 3



2022 Adoptions		No. of Cases	
Cases Pending 1/1/2022		3 ^(R)	
New Cases Filed in 2022		49	
Cases Available for Processing		52	
Processed By:			
Contested before a Judge	Granted	0	
	Denied	0	
Uncontested	Granted	38	88.4%
	Denied	0	
Other		5	11.6%
Cases Processed		43	100.0%
Cases Pending 12/31/2022		9	

(R) - Revised

Adoptions New Cases Filed, 2013-2022

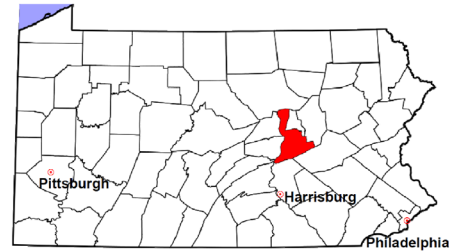


Northumberland County

2022 Population estimate: 90,133

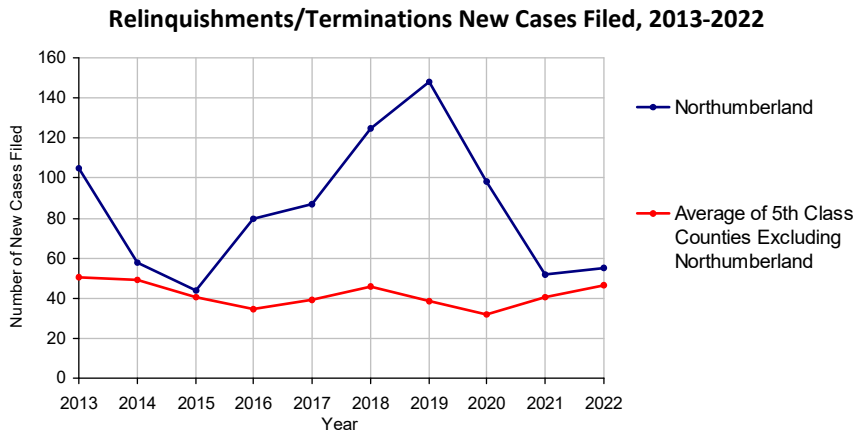
Class of County: 5th

No. of Common Pleas Court Judgeships: 3



2022 Relinquishments/Terminations	No. of Cases	
Cases Pending 1/1/2022	64 ^(R)	
New Cases Filed in 2022	55	
Cases Available for Processing	119	
Processed By:		
Contested before a Judge	0	
Uncontested	23	95.8%
Other	1	4.2%
Cases Processed	24	100.0%
Cases Pending 12/31/2022	95	

(R) - Revised

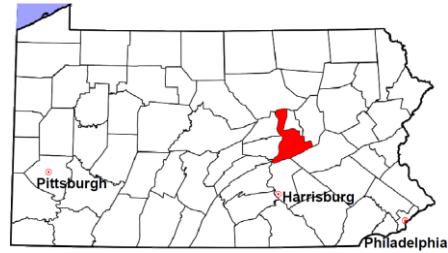


Northumberland County

2022 Population estimate: 90,133

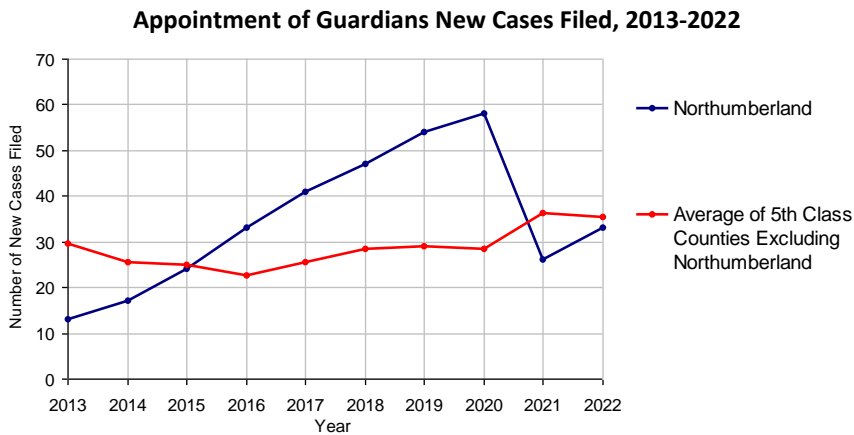
Class of County: 5th

No. of Common Pleas Court Judgeships: 3



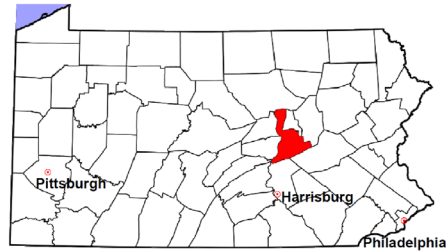
2022 Appointment of Guardians	No. of Cases	
Cases Pending 1/1/2022	31 (R)	
New Cases Filed in 2022	33	
Cases Available for Processing	64	
Processed By:		
Contested before a Judge	0	
Uncontested	27	73.0%
Other	10	27.0%
Cases Processed	37	100.0%
Cases Pending 12/31/2022	27	

(R) - Revised



Northumberland County

2022 Population estimate: 90,133
 Class of County: 5th
 No. of Common Pleas Court Judgeships: 3



2022 Jury Yield and Utilization

Jury Yield

Qualification Questionnaires/Summonses Mailed:	8,000	A		
Returned Undeliverable:	545	B	6.8%	Of Qualification Questionnaires/ Summonses Mailed
Not Responded to:	708	C	8.9%	
the Number of Prospective Jurors:				
Disqualified:	86	D	1.1%	
Exempted:	91	E	1.1%	
Excused:	536	F	6.7%	
Deferred to New Term:	2,264	G	28.3%	
Deferred from Previous Term:	0	H		
Total Number of Qualified Jurors Available for Service:	3,770	I	47.1%	

$I = A - B - C - D - E - F - G + H$

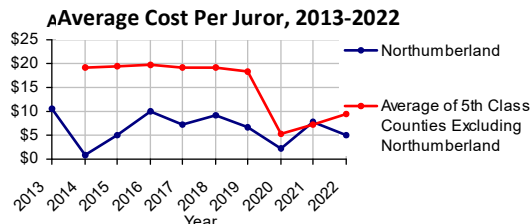
Jury Utilization

the Number of Jurors:			
Reporting for Service:	2,265	60.1%	Of Jurors Qualified and Available
Told Not to Report for Service:	2,524	66.9%	
Sent to Courtroom for Jury Selection (Voir Dire):	2,040	90.1%	Of Jurors Reporting for Service
Impaneled or Sworn (jurors/alternates):	541	23.9%	
Removed for Cause/Hardship:	117		
Removed by Peremptory Challenge:	86		
Number of Jury Trials Started:	10		
Pool Days:	28		
Zero Panel Days:	0		(Of Pool Days)

Jury Costs

Total Annual Budget for Juror Operations:	\$40,000.00	J
Average Cost Per Juror:	\$5.00	K

$K = J/A$

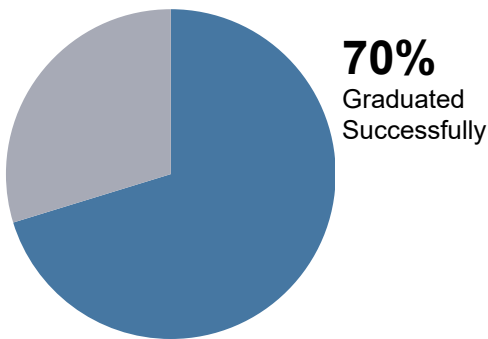


Northumberland County

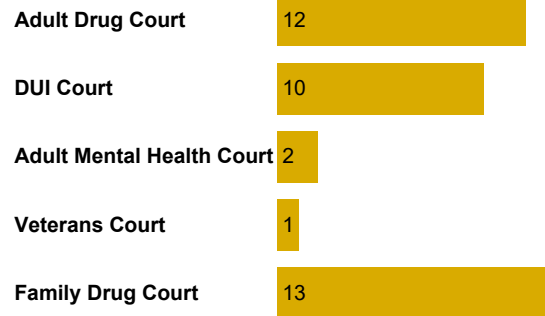
2022 Problem Solving Courts

37 Discharges

Of All Court Participants Discharged:



38 Admissions



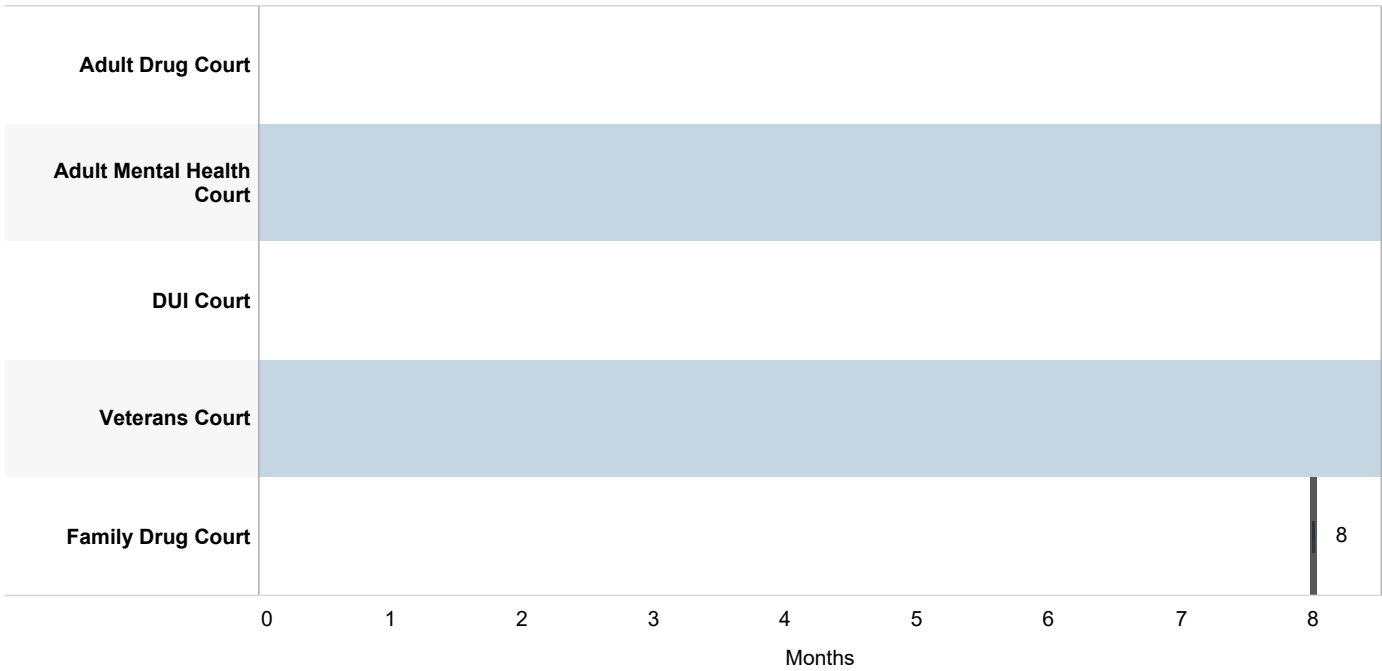
Discharge Reason

	Successfully Completed	Unsuccessful /Non-Compliant	Voluntarily Withdrew	Other	Total Discharges
Adult Drug Court	6 (54.5%)	5 (45.5%)			11 (100.0%)
DUI Court	12 (100.0%)				12 (100.0%)
Adult Mental Health Court	1 (50.0%)	1 (50.0%)			2 (100.0%)
Veterans Court		1 (100.0%)			1 (100.0%)
Family Drug Court	7 (63.6%)	2 (18.2%)	1 (9.1%)	1 (9.1%)	11 (100.0%)

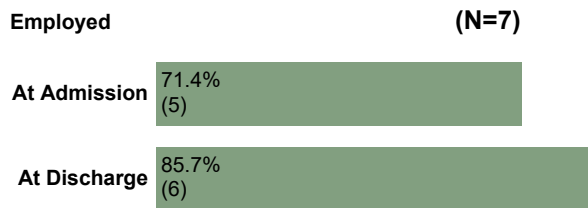
Northumberland County

2022 Problem Solving Courts

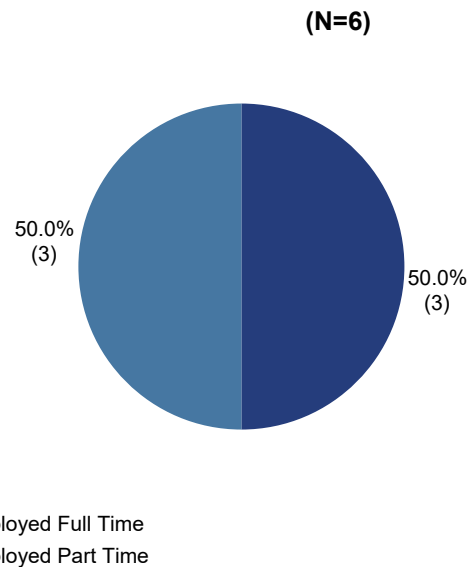
Median Months from Admission to Discharge



Among successful graduates, there was a 20% increase in employment.



50% of the employed successful graduates were employed full time:



DEPARTMENT OF RESEARCH & STATISTICS

KIM NIEVES, PH.D.

DIRECTOR

ANDREW GINDER, MPA

ASSISTANT DIRECTOR

YAN LIU, M.S.

SENIOR STATISTICAL ANALYST

SASANKA ADIKARI, PH.D

DATA SCIENTIST

AMANDA PEREIRA

RESEARCH ASSISTANT