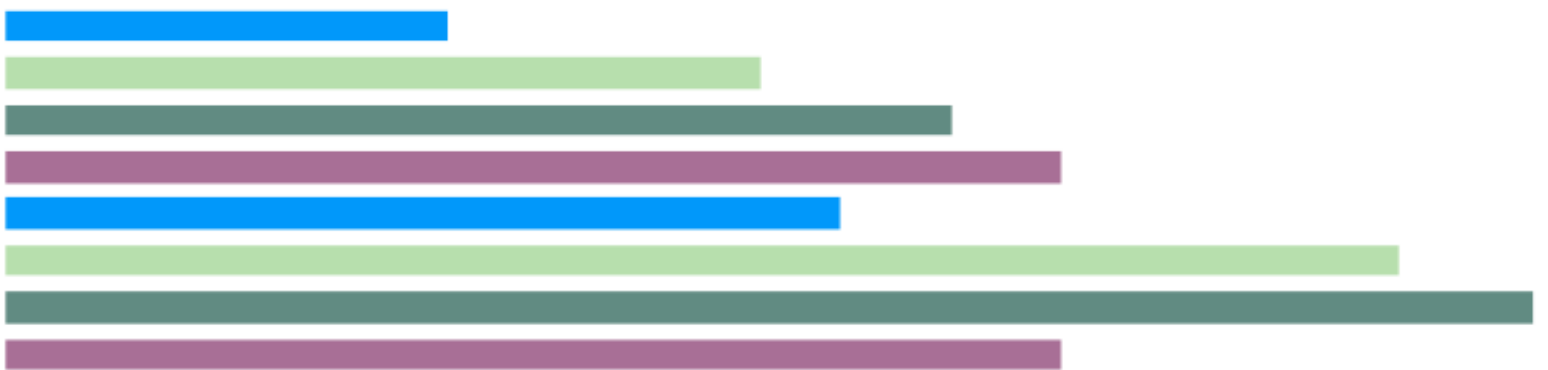
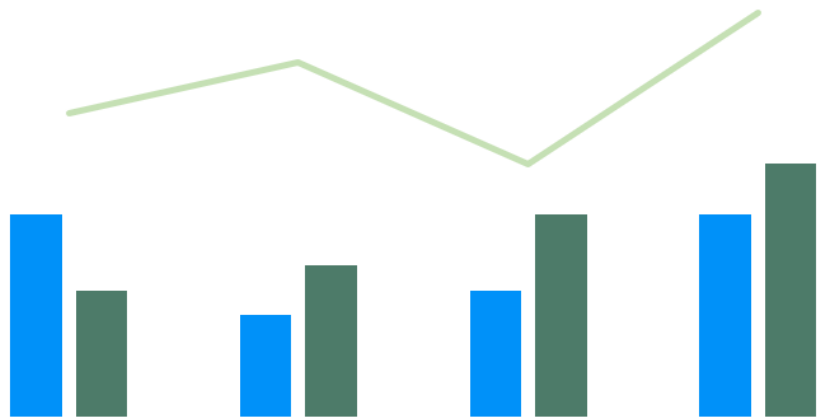
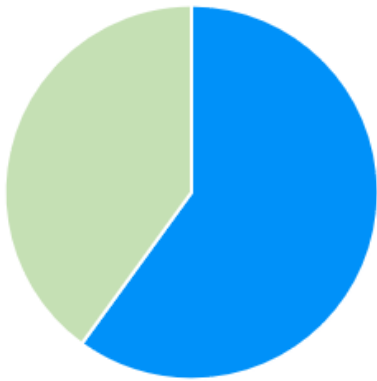


2022

Court of Common Pleas
Caseload Statistics for


Philadelphia County



We are pleased to provide you with a copy of the 2022 County Caseload Display pages. They can also be viewed on the AOPC webpage at www.pacourts.us in the *News & Statistics* section under *Research & Statistics*.

Should you have any questions or comments, please do not hesitate to contact me at 717.231.3300.

Sincerely,

A handwritten signature in black ink, appearing to read "Sasanka", is written over a horizontal line. The signature is fluid and cursive.

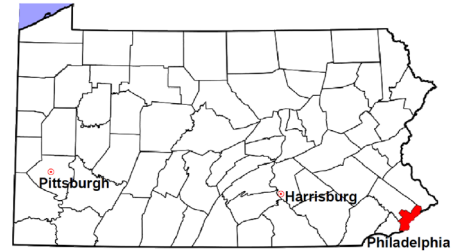
Sasanka Adikari, Ph.D.
Data Scientist
Department of Research and Statistics

Table of Contents

CPCMS Criminal	Page 1
CPCMS Criminal - New Cases by Case Type.....	Page 2
Civil.....	Page 3
Civil - Docketed Cases Listed by Case Type.....	Page 4
Protection From Abuse	Page 5
Spousal & Child Support and Paternity	Page 6
Custody/Partial Custody/Visitation.....	Page 7
Divorce	Page 8
Juvenile Dependency - Active Dependent Inventory	Page 9
Juvenile Dependency - Adjudicated Dependent Inventory	Page 10
Juvenile Delinquency - Cases Pending Disposition.....	Page 11
Juvenile Delinquency - New Cases by Case Type	Page 12
Juvenile Delinquency - Formal Dispositions	Page 13
Juvenile Delinquency - Informal Dispositions	Page 14
Accounts.....	Page 15
Adoptions.....	Page 16
Relinquishments/Terminations	Page 17
Appointment of Guardians	Page 18
Jury Yield and Utilization	Page 19
Problem Solving Courts.....	Pages 20-21

Philadelphia County

2022 Population estimate: 1,567,258
 Class of County: 1st
 No. of Common Pleas Court Judgeships: 93

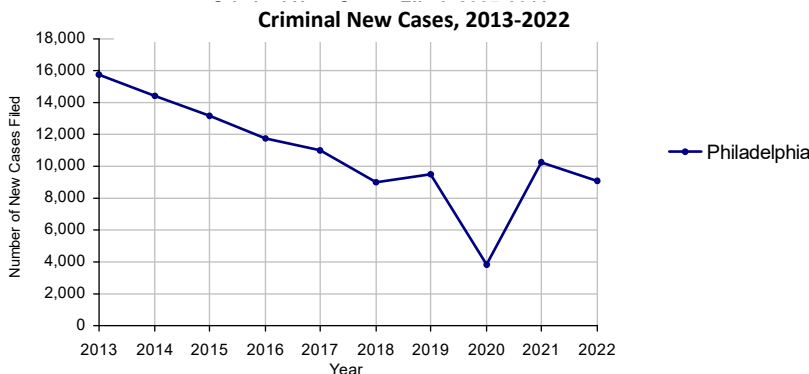


2022 Criminal	No. of Cases
Cases Pending 1/1/2022	11,931
New Cases Filed in 2022	9,107
Reopened Cases	454
Cases Available for Processing	21,492
Processed by:	
Withdrawn/Dismissed	3,218 27.4%
Diversionsary Disposition*	414 3.5%
Guilty Plea	6,164 52.6%
Non-Jury Trial	920 7.8%
Jury Trial	208 1.8%
Inactive	669 5.7%
Other	134 1.1%
Total Cases Processed	11,727 100.0%
Cases Pending 12/31/2022	9,765
Cases Awaiting Sentencing	1,276

Age of Pending Cases as of 12/31/2022		
0-60 Days	1,337	13.7%
61-120 Days	1,245	12.7%
121-180 Days	980	10.0%
181-240 Days	931	9.5%
241-300 Days	954	9.8%
301-360 Days	739	7.6%
Over 360 Days	3,579	36.7%
Total	9,765	100.0%

Data provided by CPCMS

* Includes other diversionsary programs such as Veterans Court.



Philadelphia County

2022 Population: 1,567,258
 Class of County: 1st
 No. of Common Pleas Judgeships: 93

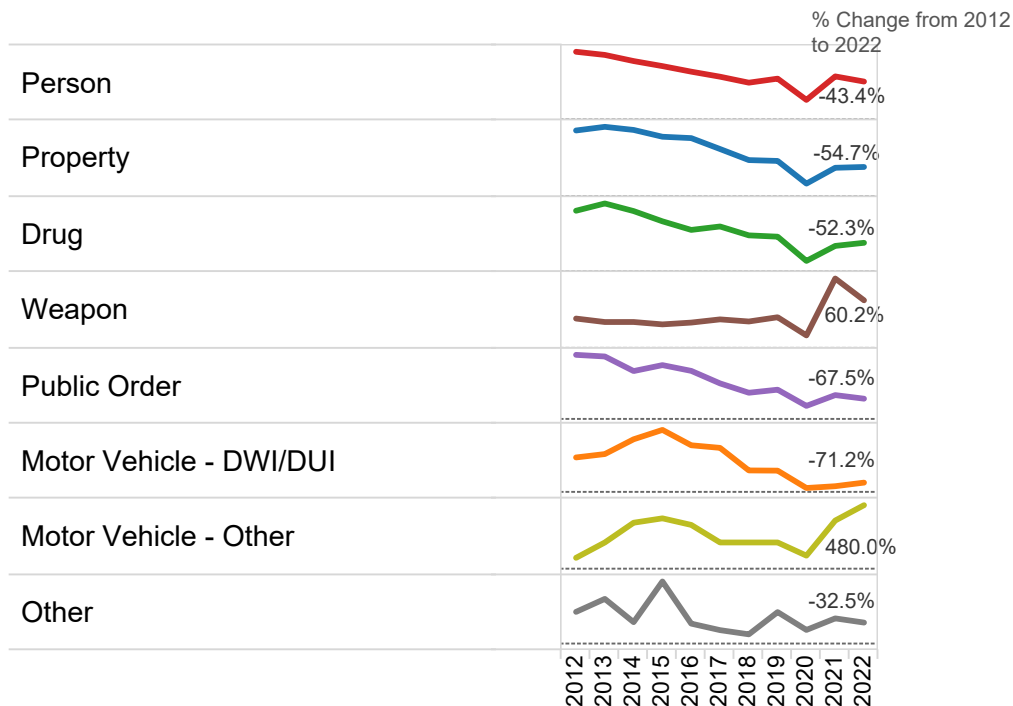


2022 Criminal - New Cases by Offense Type

Case Type	Felony	Misdemeanor	Summary	Total	
Person	2,648	120	1	2,769	30.4%
Property	1,606	39	0	1,645	18.1%
Drug	2,085	7	0	2,092	23.0%
Weapon	2,168	13	0	2,181	23.9%
Public Order	178	50	6	234	2.6%
Motor Vehicle - DWI/DUI	12	39	0	51	0.6%
Motor Vehicle - Other	28	1	0	29	0.3%
Other	104	2	0	106	1.2%
Total	8,829	271	7	9,107	100.0%
	96.9%	3.0%	0.1%	100.0%	

Data provided by CPCMS

Criminal New Cases by Offense Type, 2012-2022

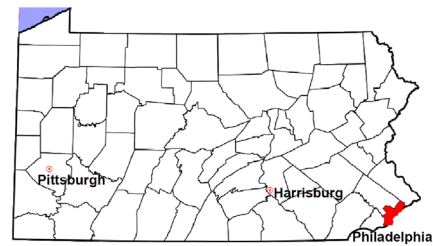


Philadelphia County

2022 Population estimate: 1,567,258

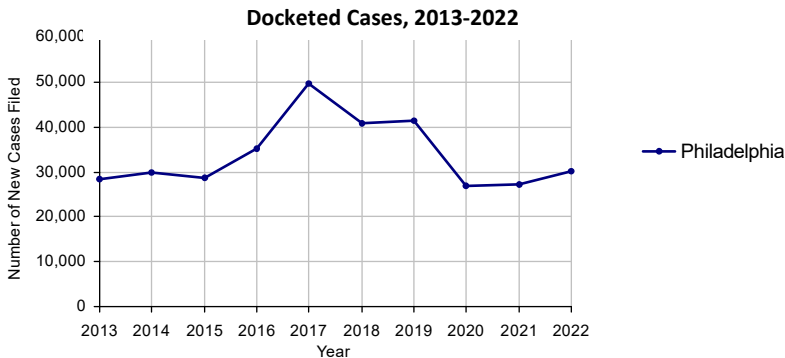
Class of County: 1st

No. of Common Pleas Court Judgeships: 93



2022 Civil	Civil Action	Other	Total
Cases Pending 1/1/2022	37,858	6,141	43,999
Docketed Cases	20,985	9,262	30,247
Arbitration Appeals	945	2	947
Transferred In	8	0	8
Returned to Active	1,710	948	2,658
Cases Available for Processing	61,506	16,353	77,859
Processed By:			
Default Judgments	2,040	733	2,773
Cases Decided by Arbitration Board	2,954	4	2,958
Dispositive Motions	552	1,202	1,754
Settlements	14,490	1,134	15,624
Moved to Inactive Status	585	175	760
Transferred/Withdrawn	1,648	148	1,796
Dismissed/Discontinued	8,904	2,021	10,925
Administrative Purge	17	73	90
Other	1,916	3,300	5,216*
Jury Trial	214	5	219
Non-Jury Trial	160	191	351
Total Cases Processed	33,480	8,986	42,466
Cases Pending 12/31/2022	28,026	7,367	35,393

Age of Pending Cases as of 12/31/2022 (Civil Action Only)		
0-6 months	9,577	34.2%
7-12 months	5,993	21.4%
13-18 months	3,731	13.3%
19-24 months	2,795	10.0%
25-30 months	2,132	7.6%
31-36 months	1,056	3.8%
37-42 months	886	3.2%
43-48 months	611	2.2%
49-54 months	274	1.0%
55-60 months	183	0.7%
61-66 months	199	0.7%
67-72 months	142	0.5%
Over 72 months	447	1.6%
Total	28,026	100.0%

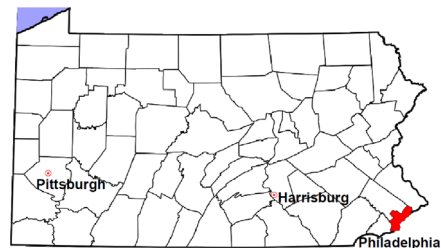


Philadelphia County

2022 Population estimate: 1,567,258

Class of County: 1st

No. of Common Pleas Court Judgeships: 93



2022 Civil - Docketed Cases Listed by Case Type

TORT 12,724 42.1%

(does not include mass tort)

Intentional	0
Malicious Prosecution	34
Motor Vehicle	8,205
Nuisance	0
Premise Liability	2,566
Product Liability	409
Slander/Libel/Defamation	73
Other	1,437

MASS TORT 1,191 3.9%

Asbestos	265
Tobacco	0
Toxic Tort - DES	0
Toxic Tort - Implant	0
Toxic Waste	0
Other	926**

PROFESSIONAL LIABILITY 437 1.4%

Dental	11
Legal	42
Medical Malpractice	275
Other	109

CONTRACT 6,409 21.2%

(does not include judgments)

Buyer Plaintiff	137
Debt Collection: Credit Card	1,985
Debt Collection: Other	180
Employment Dispute: Discrimination	0
Employment Dispute: Other	73
Other	4,034

Of the Docketed Cases:

Pro Se Filings: 2,470 8.2% Class Action Suits: 55 0.2% MDJ Appeals: 922 3.0%

REAL PROPERTY 4,439 14.7%

Ejectment*	1,000
Eminent Domain/Condemnation*	7
Ground Rent	0
Landlord/Tenant Dispute	224
Mortgage Foreclosure:	
Residential*	2,340
Commercial*	229
Partition of Real Property*	31
Quiet Title*	608
Other*	0

CIVIL APPEALS 951 3.1%

- Administrative Agencies

Board of Assessment*	172
Board of Elections*	226
Dept. of Transportation*	285
Zoning Board*	22
Statutory Appeal - Other*	104
Other*	142

MISCELLANEOUS 4,096 13.5%

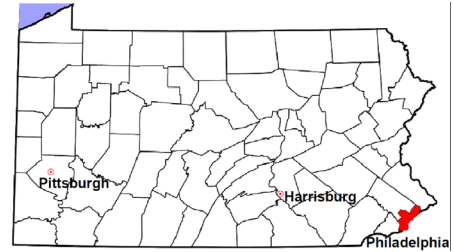
Common Law/	
Statutory Arbitration*	44
Declaratory Judgment*	47
Mandamus*	12
Non-Domestic Relations	
Restraining Order*	8
Quo Warranto*	0
Replevin*	72
Other*	3,913***

TOTAL DOCKETED CASES: 30,247 100.0%

*Civil Other **For detailed information on Mass Tort cases docketed and processed in 2019, please see the First Judicial District's Annual Report at: <https://www.courts.phila.gov/pdf/report/2019-First-Judicial-District-Annual-Report.pdf>. ***Includes petitions filed pursuant to the Municipal Claims and Tax Liens Act (53 P.S. §7101 et seq.) specific to Cities of the First Class. Please see page 44 of 2019 Caseload Statistics of the Unified Judicial System of Pennsylvania for complete explanation.

Philadelphia County

2022 Population estimate: 1,567,258
 Class of County: 1st
 No. of Common Pleas Court Judgeships: 93



2022 Protection From Abuse

**No. of
Petitions**

Cases Pending 1/1/2022	4,956
New Cases Filed in 2022	8,034

*Of these, Petitions Requesting Temporary Orders: 8,034 (100.0%)
 Temporary Orders DENIED: 95 (1.2%), Temporary Orders GRANTED: 7,939 (98.8%)*

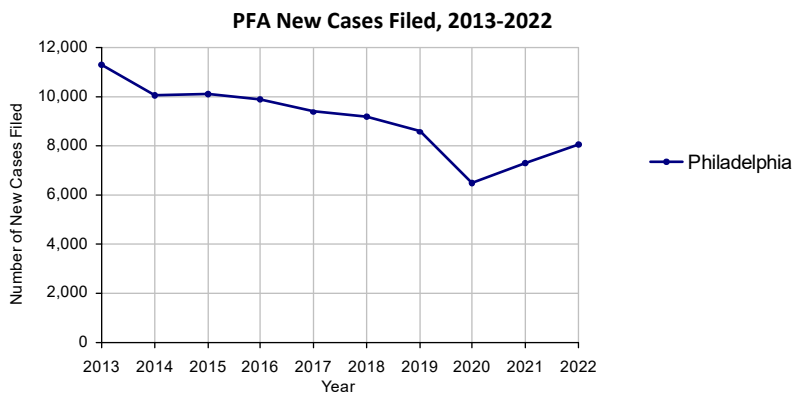
Cases Available for Processing 12,990

Processed By:

Temporary Order DENIED After Ex Parte Hearing and No Evidentiary Hearing Scheduled	0	
Temporary Order DISMISSED After Evidentiary Hearing and No Final Order Entered	566	6.5%
Final Order DENIED After Evidentiary Hearing Before a Judge or a Judicial Officer	63	0.7%
Final Order GRANTED After Evidentiary Hearing Before a Judge or a Judicial Officer	1,187	13.7%
Plaintiff Did Not Appear For Evidentiary Hearing	4,856	55.9%
Final Order by STIPULATION OR AGREEMENT Between the Parties	788	9.1%
Petition WITHDRAWN by Plaintiff	1,156	13.3%
TRANSFERRED to Another Jurisdiction	0	
Other	69	0.8%

Cases Processed 8,685 100.0%

Cases Pending 12/31/2022 4,305

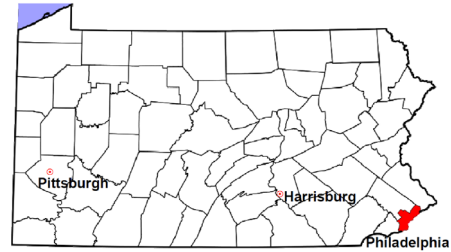


Philadelphia County

2022 Population estimate: 1,567,258

Class of County: 1st

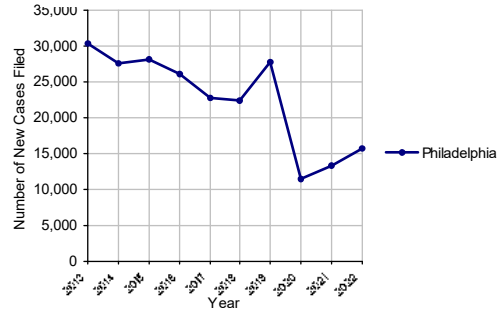
No. of Common Pleas Court Judgeships: 93



2022 Spousal & Child Support	No. of Petitions
Cases Pending 1/1/2022	20,652
New Cases Filed in 2022	15,769
Dockets Transferred In (+)	213
Dockets Transferred Out (-)	179
Cases Available for Processing	36,455
Processed By:	
Judge	143 1.0%
Intake Officer	10,148 72.3%
Hearing Officer	3,742 26.7%
Other	1 <0.1%
Cases Processed	14,034 100.0%
Cases Pending 12/31/2022	22,421

Data provided by PACSES

Spousal & Child Support New Cases Filed, 2013-2022



2022 Paternity	No. of Cases
Acknowledgements Filed:	
Non-Domestic Relations Section	3,043 83.2%
During Conference	231 6.3%
Non-Stipulated (post genetic test)	9 0.2%
Pre-Trial Conference	374 10.2%
Total	3,657 100.0%
Established:	
Stipulated by Genetic Tests	251 20.9%
Default - Father Failed to Appear	485 40.3%
Adjudication by Court Proceeding	0
Out of State	467 38.8%
Total	1,203 100.0%
Cases Pending 12/31/2022	7,003

Data provided by PACSES

DEFINITIONS:

ACKNOWLEDGEMENTS FILED:

NON-DOMESTIC RELATIONS SECTION: The voluntary Acknowledgement of Paternity by the alleged father.

DURING CONFERENCE: The alleged father signed the Acknowledgement of Paternity-Waiver of Trial (PE-010) at the initial child support conference.

NON-STIPULATED (POST GENETIC TEST): The alleged father signed the Acknowledgement of Paternity-Waiver of Trial after genetic tests were conducted and resulted in the alleged father being determined to be the biological father.

PRE-TRIAL CONFERENCE: The alleged father signed the Acknowledgement of Paternity-Waiver of Trial at the pre-trial conference.

ESTABLISHED:

STIPULATED BY GENETIC TESTS: The alleged father requested genetic tests and signed a stipulation that if the test results had a 99% or higher probability of paternity then the alleged father would be stipulated as the biological father of the child.

DEFAULT - FATHER FAILED TO APPEAR: The alleged father failed to appear after being served for either a support conference, hearing, or genetic test and a default paternity order was entered by the court.

ADJUDICATION BY COURT PROCEEDING: The alleged father was determined to be the biological father of the child through a court proceeding.

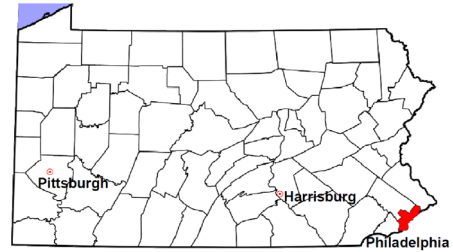
OUT OF STATE: Paternity was established in another state, "Out of state only".

Philadelphia County

2022 Population Estimate: 1,567,258

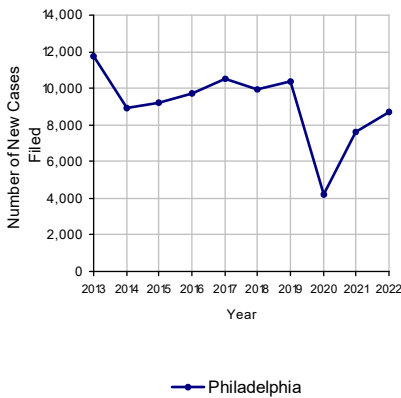
Class of County: 1st

No. of Common Pleas Court Judgeships: 93

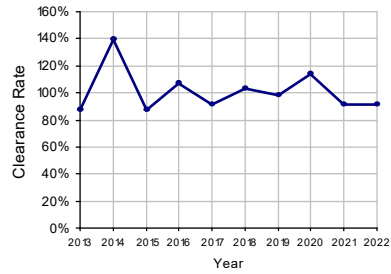


2022 Custody/Partial Custody/Visitation	No. of Petitions	
Cases Pending 1/1/2022	10,350	
New Cases Filed in 2022	8,737	
Cases Available for Processing	19,087	
Processed By:		
Judge	5,203	65.2%
Non-Judicial Officer	2,740	34.4%
Administrative Review/Purge	0	
Other	33	0.4%
Cases Processed	7,976	100.0%
Cases Pending 12/31/2022	11,111	

Custody/Partial Custody/Visitation New Cases Filed, 2013-2022

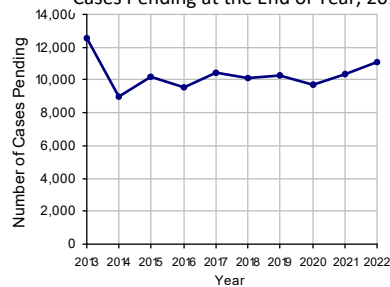


Clearance Rate, 2013-2022



Note: Clearance Rate = Cases Processed / New Cases Filed

Cases Pending at the End of Year, 2013-2022

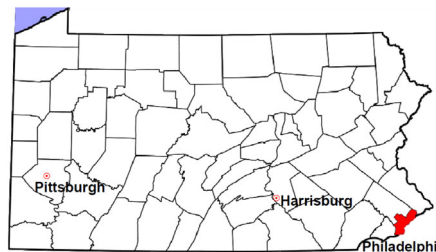


Philadelphia County

2022 Population estimate: 1,567,258

Class of County: 1st

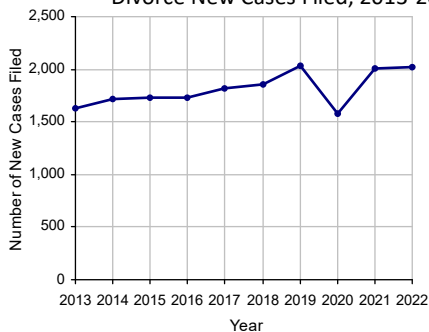
No. of Common Pleas Court Judgeships: 93



2022 Divorce

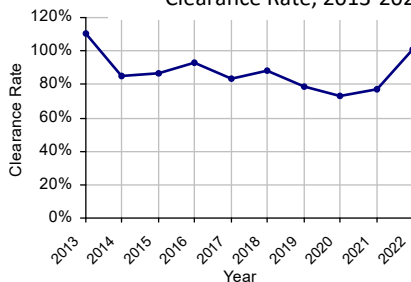
	No. of Petitions	
Cases Pending 1/1/2022	17,037	
New Cases Filed in 2022	2,020	
Cases Available for Processing	19,057	
Processed By:		
Contested Before a Judge	2,018	99.3%
Contested Before a Non-Judicial Officer	0	
Uncontested	0	
Administrative Review/Purge	0	
Other	15	0.7%
Cases Processed	2,033	100.0%
Cases Pending 12/31/2022	17,024	

Divorce New Cases Filed, 2013-2022



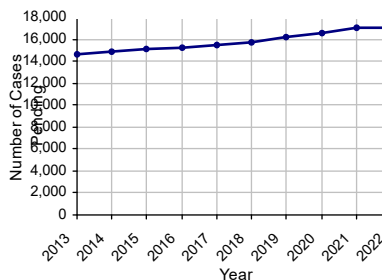
— Philadelphia

Clearance Rate, 2013-2022



Note: Clearance Rate = Cases Processed / New Cases Filed

Cases Pending at the End of Year, 2013-2022

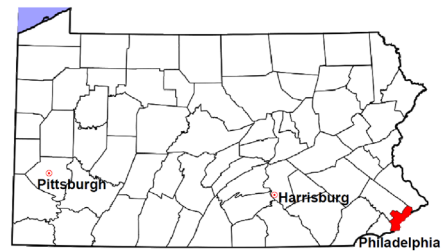


Philadelphia County

2022 Population estimate: 1,567,258

Class of County: 1st

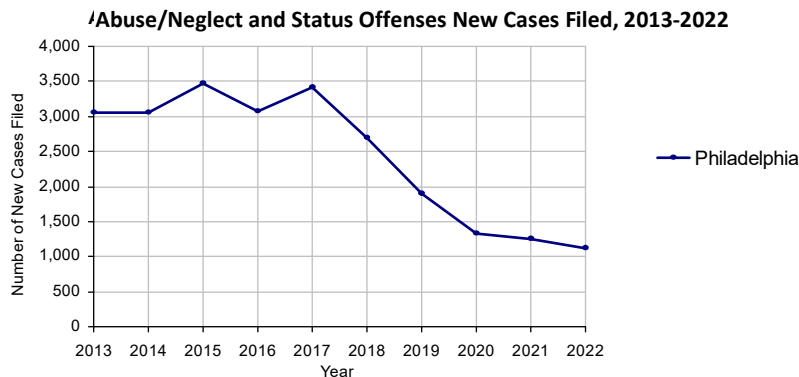
No. of Common Pleas Court Judgeships: 93



2022 Juvenile Dependency - Petitions Pending Adjudication

	Abuse/ Neglect	Status Offenses	Total
Cases Pending 1/1/2022	287	17	304
New Petitions Filed in 2022	1,002	116	1,118
Other	209	3	212
Total Petitions Available for Processing	1,498	136	1,634
Processed by:			
Adjudicated Dependent			
Judge	1,020	86	1,106
Juvenile Court Hearing Officer	7	0	7
Adjudicated NOT Dependent			
Judge	113	14	127
Juvenile Court Hearing Officer	3	0	3
Withdrawn/Dismissed/Transferred	47	2	49
Other	6	1	7
Total Petitions Processed	1,196	103	1,299
Cases Pending 12/31/2022	302	33	335

Data provided by CPCMS

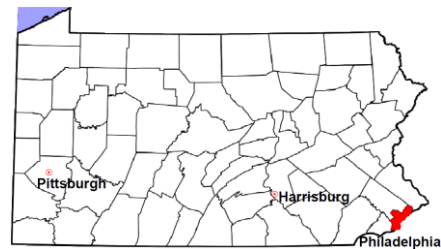


Philadelphia County

2022 Population estimate: 1,567,258

Class of County: 1st

No. of Common Pleas Court Judgeships: 93



2022 Juvenile Dependency - Adjudicated Dependent Inventory

	Abuse/ Neglect	Status Offenses	Total
Cases Pending 1/1/2022	4,886	12	4,898
New Adjudicated Dependent Cases	1,027	86	1,113
Other	14	0	14
Total Adjudicated Dependent Cases	5,927	98	6,025

Court Supervision Terminated:

Family Reunification	485	27.6%	7	43.8%	492	27.7%
Adoption	579	32.9%	0		579	32.6%
Placement with a Relative/Guardian	313	17.8%	9	56.3%	322	18.1%
Aged Out	331	18.8%	0		331	18.6%
Other Permanency Outcomes*	43	2.4%	0		43	2.4%
Other**	8	0.5%	0		8	0.5%
Total Adjudicated Dependent Cases Terminated	1,759	100.0%	16	100.0%	1,775	100.0%
Cases Pending 12/31/2022	4,168		82		4,250	

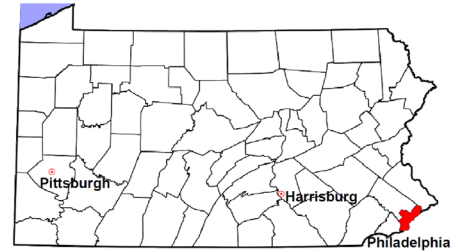
Data provided by CPCMS

* Other Permanency Outcomes include: adjudicated delinquent, death due to natural causes, emancipation, permanent living arrangement, and parent has come forward.

** Other includes cases where court supervision is terminated due to transfer out of jurisdiction, withdrawal and administrative closure.

Philadelphia County

2022 Population estimate: 1,567,258
 Class of County: 1st
 No. of Common Pleas Court Judgeships: 93

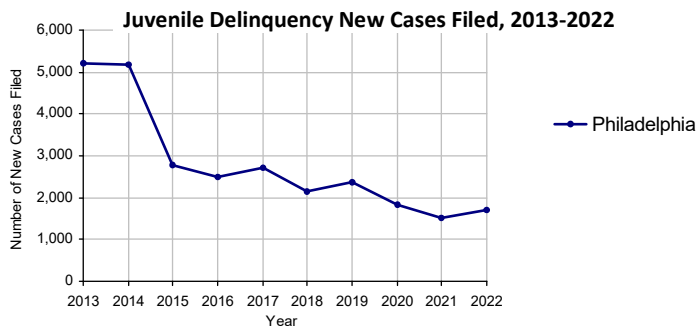


2022 Juvenile Delinquency - Cases Pending Disposition

Begin Pending	764
New Cases	1,720
Consent Decree Revoked	8
Informal Adjustment Program Revoked	0
Alternative Program Revoked	0
Warrant Returned	281
Other	289
Total Cases Available for Disposition	3,062
Warrant Issued	253
Disposed by:	
Adjudicated Delinquent by a Judge	654
Adjudicated Delinquent by a Juvenile Court Hearing Officer	56
Consent Decree Entered	46
Informal Adjustment Program Entered*	333
Warned and Counseled (Pre-Petition)	0
Dismissed/Withdrawn/Transferred	993
Transferred to Criminal Court	1
Other	13
Total Cases Disposed*	2,096
End Pending	713

Data provided by CPCMS

*Includes cases disposed pre-petition due to juveniles' participation in Alternative Programs, including Youth Aid Panels.



Philadelphia County

2022 Population: 1,567,258
 Class of County: 1st
 No. of Common Pleas Judgeships: 93

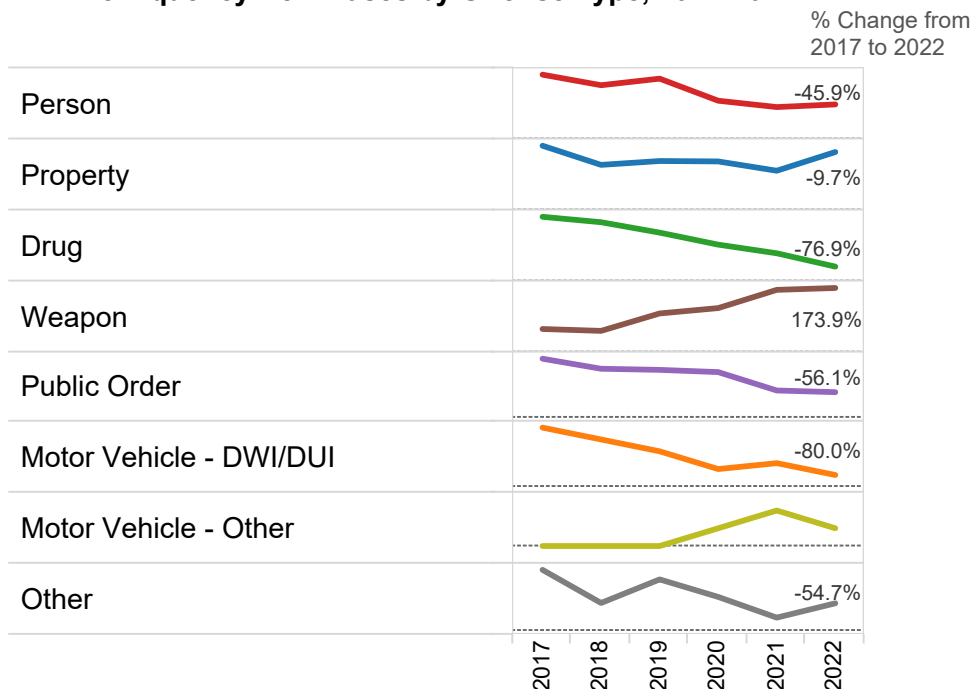


2022 Delinquency - New Cases by Offense Type

Case Type	Felony	Misdemeanor	Summary	Total	
Person	530	132	0	662	38.5%
Property	509	67	2	578	33.6%
Drug	96	6	0	102	5.9%
Weapon	222	19	0	241	14.0%
Public Order	16	31	0	47	2.7%
Motor Vehicle - DWI/DUI	0	2	0	2	0.1%
Motor Vehicle - Other	1	0	0	1	0.1%
Other	72	15	0	87	5.1%
Total	1,446	272	2	1,720	100.0%
	84.1%	15.8%	0.1%	100.0%	

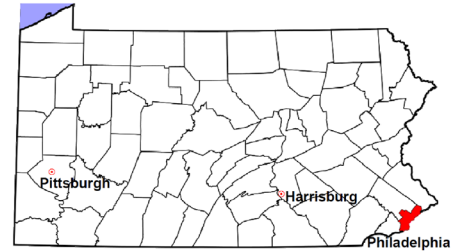
Data provided by CPCMS

Delinquency New Cases by Offense Type, 2017-2022



Philadelphia County

2022 Population estimate: 1,567,258
Class of County: 1st
No. of Common Pleas Court Judgeships: 93



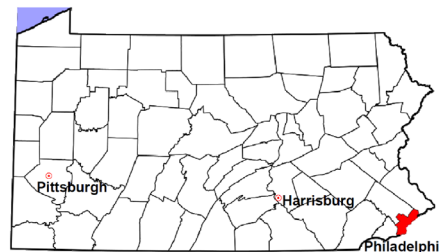
2022 Juvenile Delinquency - Formal Dispositions

Begin Pending	884
Adjudicated Delinquent by a Judge	654
Adjudicated Delinquent by a Juvenile Court Hearing Officer	56
Warrant Returned	274
Other	54
Total Adjudicated Delinquent Cases	1,922
Warrant Issued	271
Court Supervision Terminated:	
Conditions Satisfied	458
Compelling Reasons	154
Reached Age 21	15
Transferred to Another Juvenile Court	3
Other	20
Total Adjudicated Delinquent Cases Terminated	650
End Pending	1,001

(R) - Revised
Data provided by CPCMS

Philadelphia County

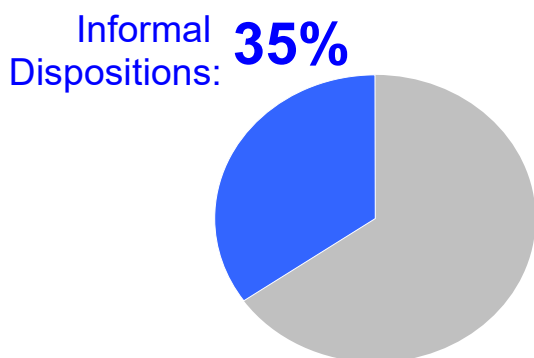
2022 Population estimate: 1,567,258
 Class of County: 1st
 No. of Common Pleas Court Judgeships: 93



2022 Juvenile Delinquency - Informal Dispositions

Pending Consent Decrees	27
Pending Informal Adjustments	2
New Consent Decrees	46
New Informal Adjustments	4
Warrant Returned	1
Other	0
Cases Informally Disposed	80
Warrant Issued	3
Terminated by:	
Consent Decree Completed	51
Informal Adjustment Completed	0
Consent Decree Revoked	8
Informal Adjustment Program Revoked	0
Other	3
Total Informally Disposed Cases Terminated	62
End Pending	15

(R) - Revised
 Data provided by CPCMS



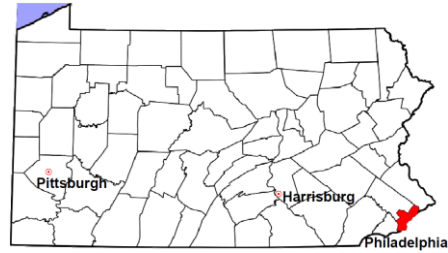
Delinquency Cases are disposed either formally, at a proceeding held before a judge or hearing officer, or informally without a proceeding. Informal dispositions include informal adjustments supervised by a juvenile probation officer; consent decrees agreed upon with the District Attorney after a petition is filed; or other pre-petition process by the juvenile probation department.

Philadelphia County

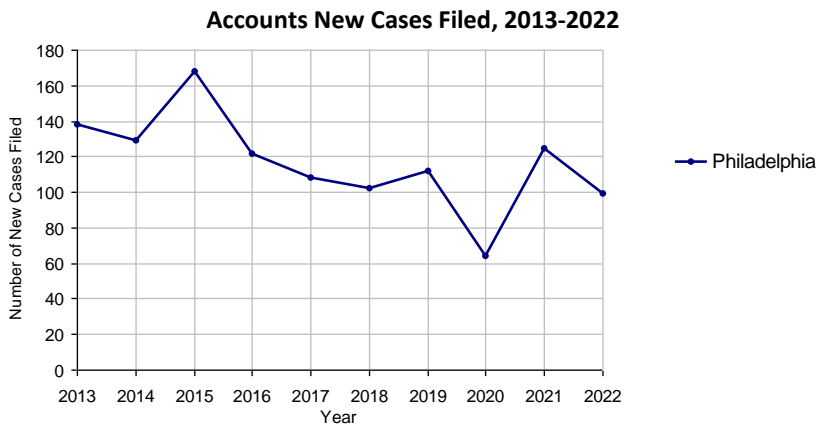
2022 Population estimate: 1,567,258

Class of County: 1st

No. of Common Pleas Court Judgeships: 93

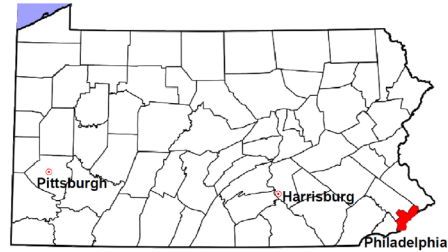


2022 Accounts	No. of Cases	
Cases Pending 1/1/2022	65	
New Cases Filed in 2022	99	
Cases Available for Processing	164	
Processed By:		
Contested before a Judge	73	89.0%
Contested before a Non-Judicial Officer	0	
Uncontested	9	11.0%
Other	0	
Cases Processed	82	100.0%
Cases Pending 12/31/2022	82	



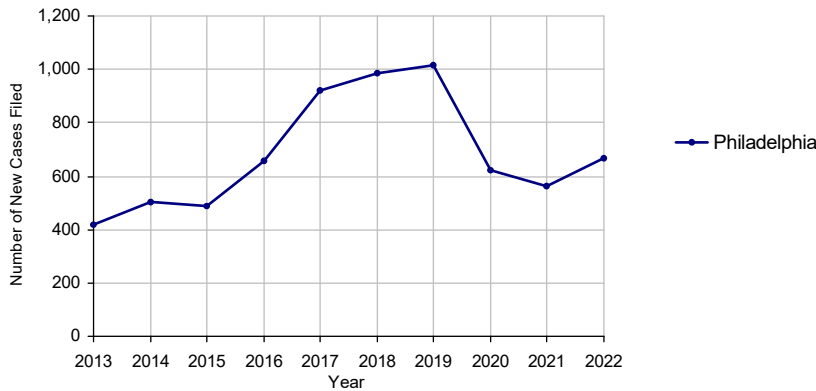
Philadelphia County

2022 Population estimate: 1,567,258
 Class of County: 1st
 No. of Common Pleas Court Judgeships: 93



2022 Adoptions		No. of Cases	
Cases Pending 1/1/2022		181	
New Cases Filed in 2022		669	
Cases Available for Processing		850	
Processed By:			
Contested before a Judge	Granted	5	0.7%
	Denied	0	
Uncontested	Granted	660	95.9%
	Denied	0	
Other		23	3.3%
Cases Processed		688	100.0%
Cases Pending 12/31/2022		162	

Adoptions New Cases Filed, 2013-2022

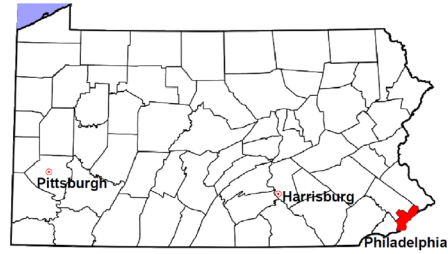


Philadelphia County

2022 Population estimate: 1,567,258

Class of County: 1st

No. of Common Pleas Court Judgeships: 93



2022 Relinquishments/Terminations

No. of Cases

Cases Pending 1/1/2022 389

New Cases Filed in 2022 596

Cases Available for Processing 985

Processed By:

Contested before a Judge 171 23.5%

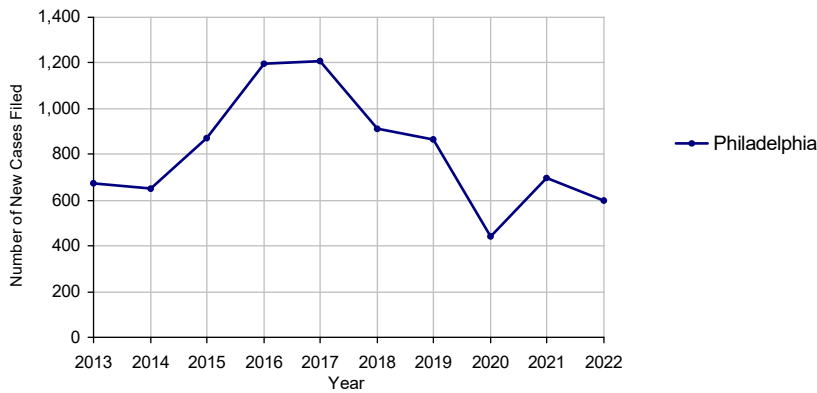
Uncontested 467 64.1%

Other 90 12.4%

Cases Processed 728 100.0%

Cases Pending 12/31/2022 257

Relinquishments/Terminations New Cases Filed, 2013-2022

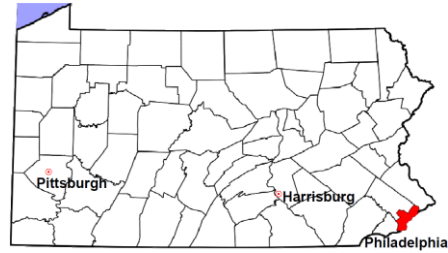


Philadelphia County

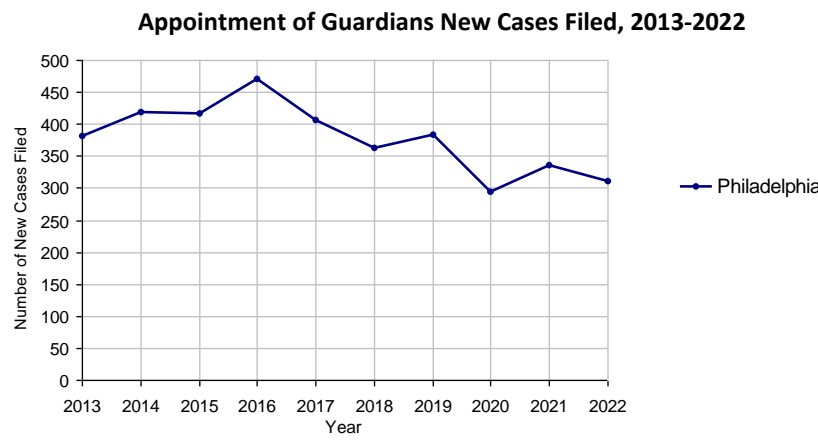
2022 Population estimate: 1,567,258

Class of County: 1st

No. of Common Pleas Court Judgeships: 93



2022 Appointment of Guardians	No. of Cases	
Cases Pending 1/1/2022	98	
New Cases Filed in 2022	311	
Cases Available for Processing	409	
Processed By:		
Contested before a Judge	263	77.6%
Uncontested	0	
Other	76	22.4%
Cases Processed	339	100.0%
Cases Pending 12/31/2022	70	

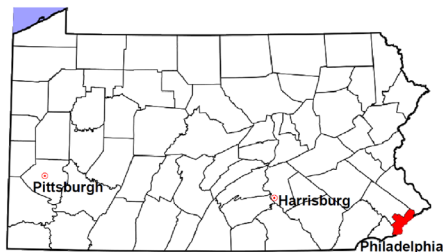


Philadelphia County

2022 Population estimate: 1,567,258

Class of County: 1st

No. of Common Pleas Court Judgeships: 93



2022 Jury Yield and Utilization

Jury Yield

Qualification Questionnaires/Summonses Mailed:	497,101	A		
Returned Undeliverable:	20,901	B	4.2%	Of Qualification Questionnaires/ Summonses Mailed
Not Responded to:	227,250	C	45.7%	
the Number of Prospective Jurors:				
Disqualified:	60,702	D	12.2%	
Exempted:	34,733	E	7.0%	
Excused:	12	F	<0.1%	
Deferred to New Term:	51,714	G	10.4%	
Deferred from Previous Term:	36,304	H	7.3%	
Total Number of Qualified Jurors Available for Service:	138,093	I	27.8%	

$I = A - B - C - D - E - F - G + H$

Jury Utilization

the Number of Jurors:			
Reporting for Service:	49,149	35.6%	Of Jurors Qualified and Available
Told Not to Report for Service:	229,187	166.0%	
Sent to Courtroom for Jury Selection (Voir Dire):	37,967	77.2%	Of Jurors Reporting for Service
Impaneled or Sworn (jurors/alternates):	6,705	13.6%	
Removed for Cause/Hardship:	7,543		
Removed by Peremptory Challenge:	4,365		
Number of Jury Trials Started:	531		
Pool Days:	247		
Zero Panel Days:	12	4.9%	(Of Pool Days)

Jury Costs

Total Annual Budget for Juror Operations:	\$2,962,310.00	J
Average Cost Per Juror:	\$5.96	K

$K = J/A$



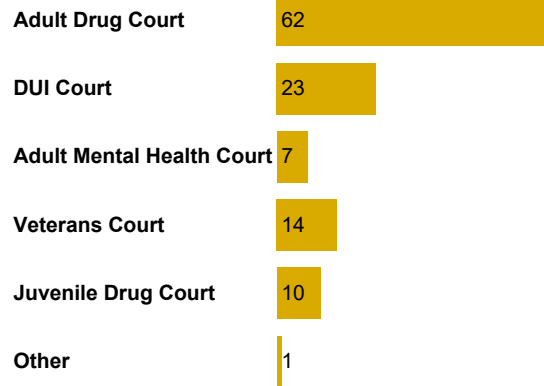
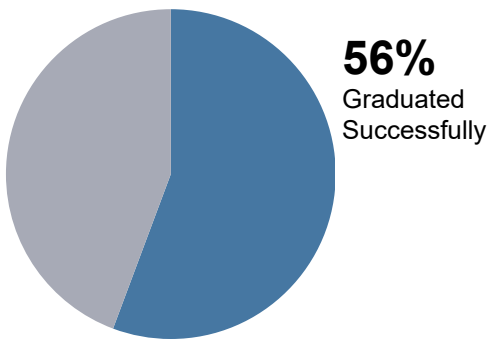
Philadelphia County

2022 Problem Solving Courts

149 Discharges

117 Admissions

Of All Court Participants Discharged:



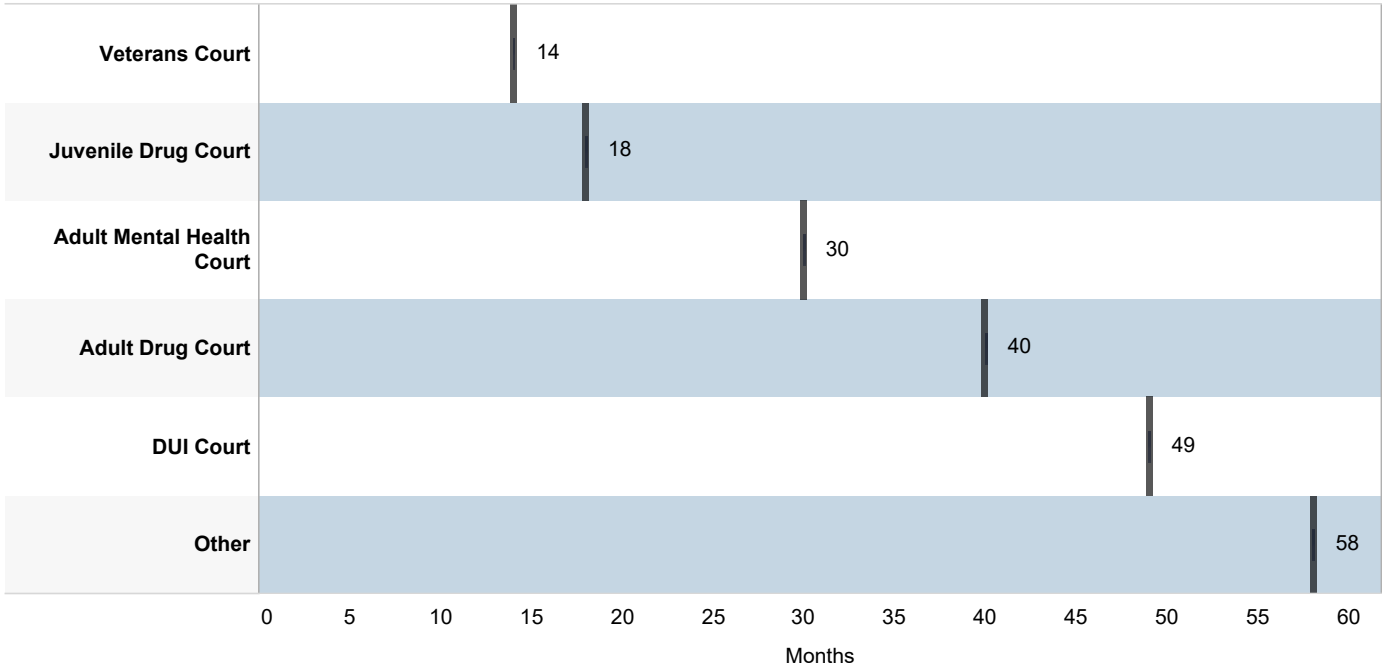
Discharge Reason

	Successfully Completed	Unsuccessful/ New Offense	Unsuccessful /Non-Compliant	Voluntarily Withdrew	Other	Total Discharges
Adult Drug Court	45 (50.6%)	13 (14.6%)	22 (24.7%)	3 (3.4%)	6 (6.7%)	89 (100.0%)
DUI Court	3 (60.0%)		2 (40.0%)			5 (100.0%)
Adult Mental Health Court	7 (50.0%)	2 (14.3%)	4 (28.6%)		1 (7.1%)	14 (100.0%)
Veterans Court	20 (80.0%)		1 (4.0%)	4 (16.0%)		25 (100.0%)
Juvenile Drug Court	6 (60.0%)				4 (40.0%)	10 (100.0%)
Other	2 (33.3%)		1 (16.7%)		3 (50.0%)	6 (100.0%)

Philadelphia County

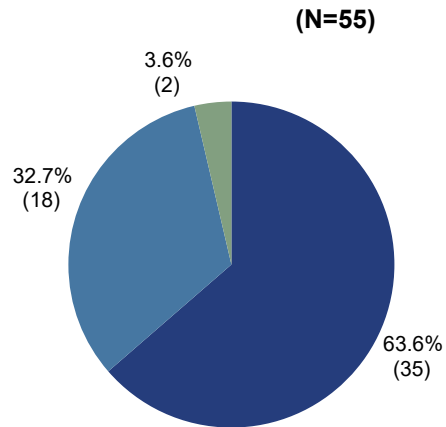

2022 Problem Solving Courts

Median Months from Admission to Discharge



Among successful graduates, there was a 77% increase in employment.

64% of the employed successful graduates were employed full time:



8% (12) of all participants have improved in **education level** at discharge.

■ Employed Full Time ■ Student Full Time
■ Employed Part Time

DEPARTMENT OF RESEARCH & STATISTICS

KIM NIEVES, PH.D.

DIRECTOR

ANDREW GINDER, MPA

ASSISTANT DIRECTOR

YAN LIU, M.S.

SENIOR STATISTICAL ANALYST

SASANKA ADIKARI, PH.D

DATA SCIENTIST

AMANDA PEREIRA

RESEARCH ASSISTANT