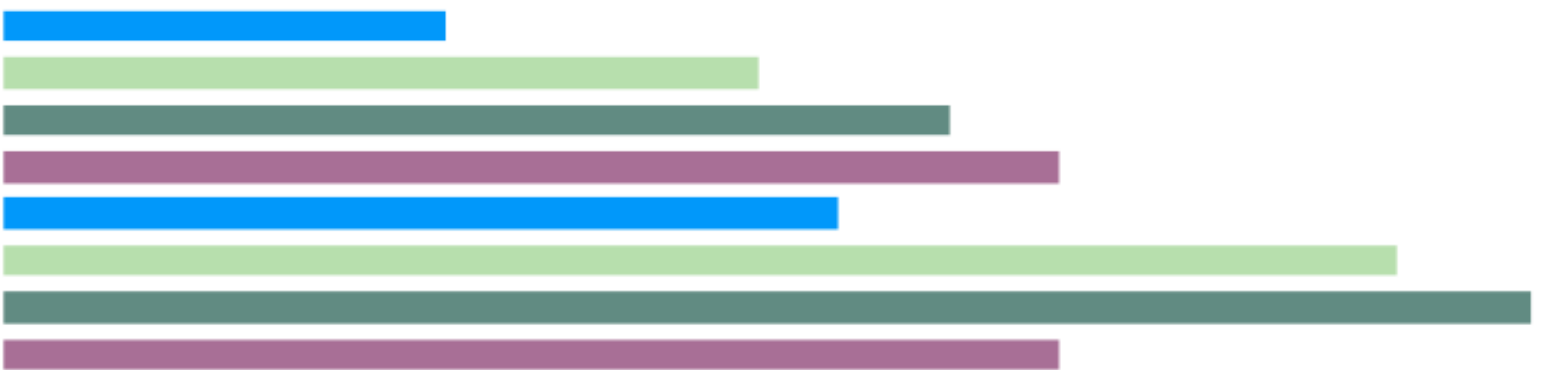
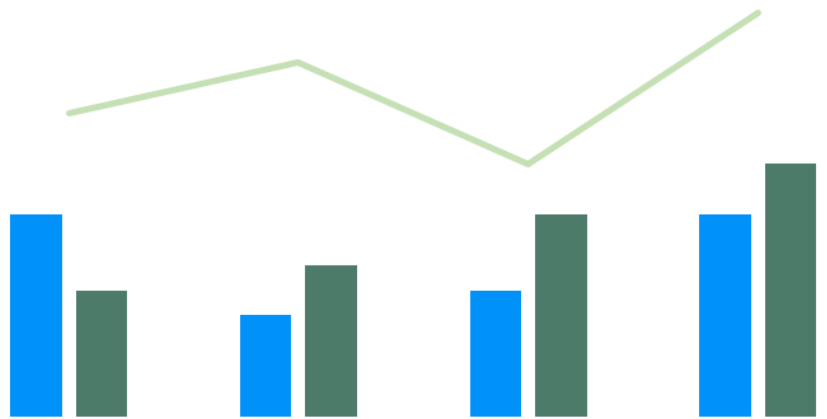
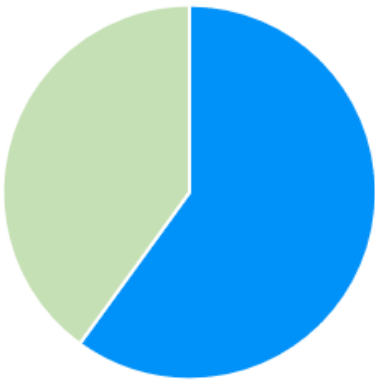


2022

Court of Common Pleas
Caseload Statistics for


Snyder County



We are pleased to provide you with a copy of the 2022 County Caseload Display pages. They can also be viewed on the AOPC webpage at www.pacourts.us in the *News & Statistics* section under *Research & Statistics*.

Should you have any questions or comments, please do not hesitate to contact me at 717.231.3300.

Sincerely,

A handwritten signature in black ink, appearing to read 'Sasanka', is written over a horizontal line. The signature is fluid and cursive.

Sasanka Adikari, Ph.D.
Data Scientist
Department of Research and Statistics

Table of Contents

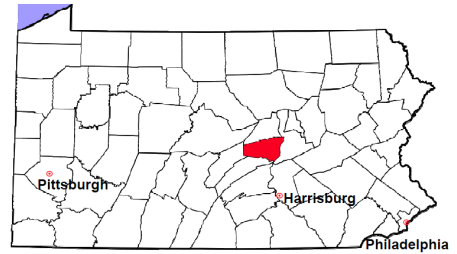
CPCMS Criminal	Page 1
CPCMS Criminal - New Cases by Case Type.....	Page 2
Civil.....	Page 3
Civil - Docketed Cases Listed by Case Type.....	Page 4
Protection From Abuse	Page 5
Spousal & Child Support and Paternity	Page 6
Custody/Partial Custody/Visitation.....	Page 7
Divorce	Page 8
Juvenile Dependency - Active Dependent Inventory	Page 9
Juvenile Dependency - Adjudicated Dependent Inventory	Page 10
Juvenile Delinquency - Cases Pending Disposition.....	Page 11
Juvenile Delinquency - New Cases by Case Type	Page 12
Juvenile Delinquency - Formal Dispositions	Page 13
Juvenile Delinquency - Informal Dispositions	Page 14
Accounts.....	Page 15
Adoptions.....	Page 16
Relinquishments/Terminations	Page 17
Appointment of Guardians	Page 18
Jury Yield and Utilization	Page 19
Problem Solving Courts.....	Pages 20-21

Snyder County

2022 Population estimate: 39,652

Class of County: 7th

No. of Common Pleas Court Judgeships: 2
(Snyder and Union combined)



2022 Criminal	No. of Cases
---------------	--------------

Cases Pending 1/1/2022	267
New Cases Filed in 2022	403
Reopened Cases	29
Cases Available for Processing	699

Processed by:

Withdrawn/Dismissed	34	6.9%
Diversionsary Disposition*	41	8.4%
Guilty Plea	363	74.1%
Non-Jury Trial	7	1.4%
Jury Trial	16	3.3%
Inactive	22	4.5%
Other	7	1.4%
Total Cases Processed	490	100.0%

Cases Pending 12/31/2022 **209**

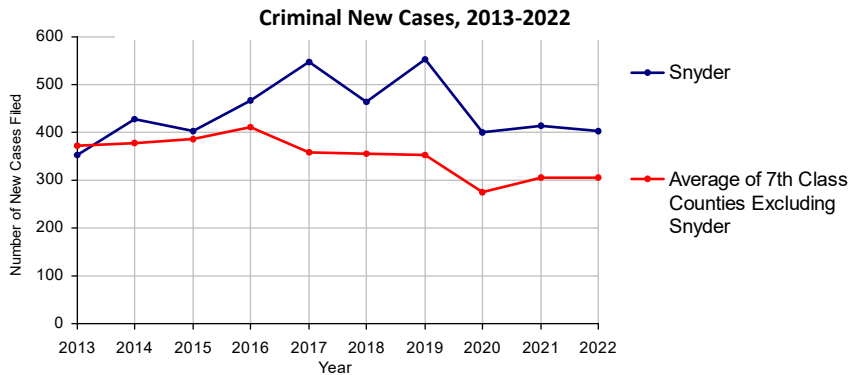
Cases Awaiting Sentencing **48**

Data provided by CPCMS

* Includes other diversionsary programs such as Veterans Court.

Age of Pending Cases as of 12/31/2022		
---------------------------------------	--	--

0-60 Days	59	28.2%
61-120 Days	67	32.1%
121-180 Days	40	19.1%
181-240 Days	20	9.6%
241-300 Days	12	5.7%
301-360 Days	6	2.9%
Over 360 Days	5	2.4%
Total	209	100.0%



Snyder County

2022 Population: 39,652
 Class of County: 7th
 No. of Common Pleas Judgeships: 2
 (Snyder and Union combined)

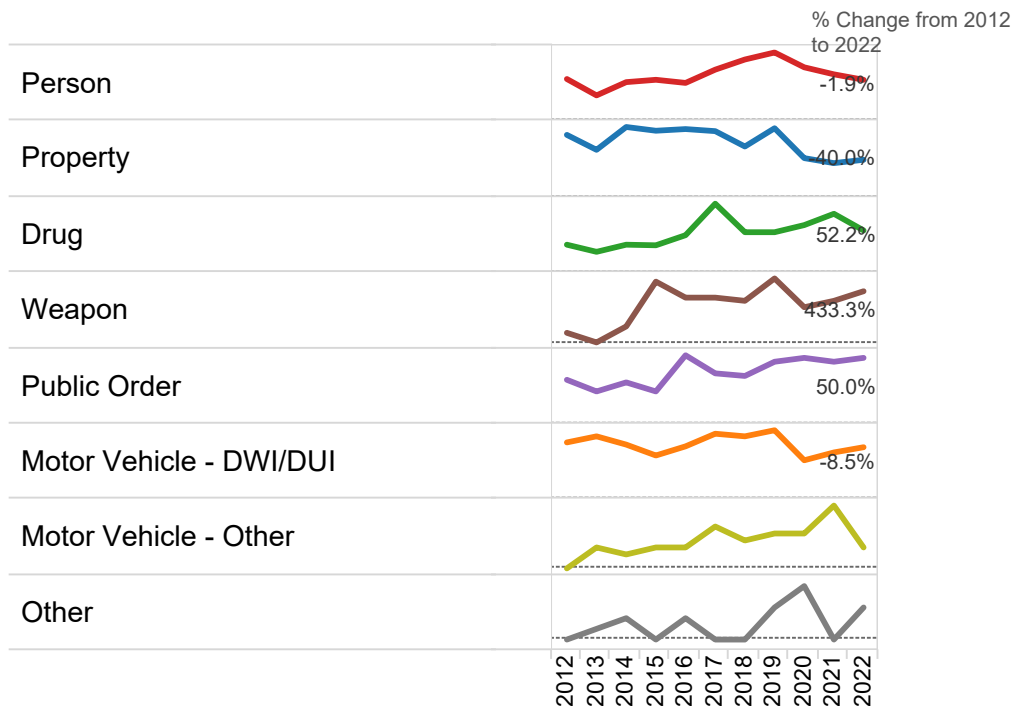


2022 Criminal - New Cases by Offense Type

Case Type	Felony	Misdemeanor	Summary	Total	
Person	23	29	0	52	12.9%
Property	50	40	0	90	22.3%
Drug	26	44	0	70	17.4%
Weapon	11	5	0	16	4.0%
Public Order	23	28	0	51	12.7%
Motor Vehicle - DWI/DUI	8	110	0	118	29.3%
Motor Vehicle - Other	0	3	0	3	0.7%
Other	3	0	0	3	0.7%
Total	144	259	0	403	100.0%
	35.7%	64.3%	0.0%	100.0%	

Data provided by CPCMS

Criminal New Cases by Offense Type, 2012-2022

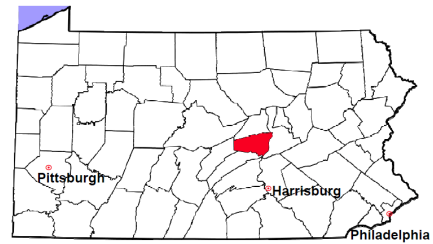


Snyder County

2022 Population estimate: 39,652

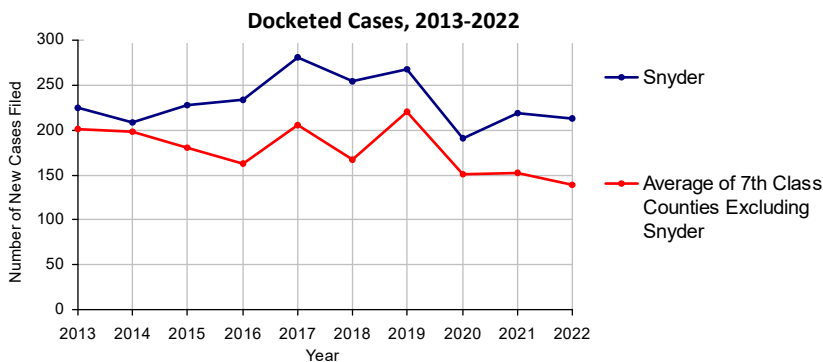
Class of County: 7th

No. of Common Pleas Court Judgeships: 2
(Snyder and Union combined)



2022 Civil	Civil Action	Other	Total
Cases Pending 1/1/2022	125	41	166
Docketed Cases	131	82	213
Arbitration Appeals	2	0	2
Transferred In	1	1	2
Returned to Active	1	1	2
Cases Available for Processing	260	125	385
Processed By:			
Default Judgments	63	17	80
Cases Decided by Arbitration Board	5	0	5
Dispositive Motions	0	0	0
Settlements	0	0	0
Moved to Inactive Status	2	0	2
Transferred/Withdrawn	0	3	3
Dismissed/Discontinued	56	12	68
Administrative Purge	7	0	7
Other	13	14	27
Jury Trial	0	0	0
Non-Jury Trial	2	0	2
Total Cases Processed	148	46	194
Cases Pending 12/31/2022	112	79	191

Age of Pending Cases as of 12/31/2022 (Civil Action Only)		
0-6 months	49	43.8%
7-12 months	19	17.0%
13-18 months	20	17.9%
19-24 months	12	10.7%
25-30 months	2	1.8%
31-36 months	5	4.5%
37-42 months	4	3.6%
43-48 months	0	
49-54 months	1	0.9%
55-60 months	0	
61-66 months	0	
67-72 months	0	
Over 72 months	0	
Total	112	100.0%

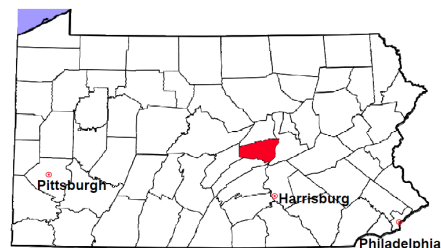


Snyder County

2022 Population estimate: 39,652

Class of County: 7th

No. of Common Pleas Court Judgeships: 2
(Snyder and Union combined)



2022 Civil - Docketed Cases Listed by Case Type

TORT 18 8.5%

(does not include mass tort)

Intentional	1
Malicious Prosecution	0
Motor Vehicle	9
Nuisance	0
Premise Liability	0
Product Liability	0
Slander/Libel/Defamation	0
Other	8

MASS TORT 0

Asbestos	0
Tobacco	0
Toxic Tort - DES	0
Toxic Tort - Implant	0
Toxic Waste	0
Other	0

PROFESSIONAL LIABILITY 0

Dental	0
Legal	0
Medical Malpractice	0
Other	0

CONTRACT 108 50.7%

(does not include judgments)

Buyer Plaintiff	10
Debt Collection: Credit Card	44
Debt Collection: Other	47
Employment Dispute: Discrimination	0
Employment Dispute: Other	1
Other	6

Of the Docketed Cases:

Pro Se Filings: 16 7.5% Class Action Suits: 1 0.5% MDJ Appeals: 16 7.5%

*Civil Other

REAL PROPERTY 44 20.7%

Ejectment*	4
Eminent Domain/Condemnation*	4
Ground Rent	0
Landlord/Tenant Dispute	5
Mortgage Foreclosure:	
Residential*	21
Commercial*	2
Partition of Real Property*	5
Quiet Title*	1
Other*	2

CIVIL APPEALS 15 7.0%

- Administrative Agencies

Board of Assessment*	0
Board of Elections*	0
Dept. of Transportation*	12
Zoning Board*	0
Statutory Appeal - Other*	0
Other*	3

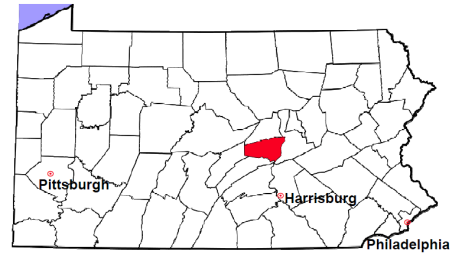
MISCELLANEOUS 28 13.1%

Common Law/	
Statutory Arbitration*	0
Declaratory Judgment*	0
Mandamus*	0
Non-Domestic Relations	
Restraining Order*	0
Quo Warranto*	0
Replevin*	0
Other*	28

TOTAL DOCKETED CASES: 213 100.0%

Snyder County

2022 Population estimate: 39,652
 Class of County: 7th
 No. of Common Pleas Court Judgeships: 2
 (Snyder and Union combined)

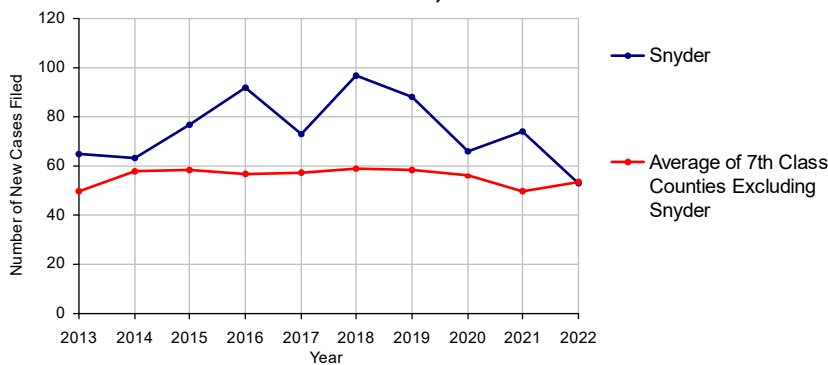


2022 Protection From Abuse

**No. of
Petitions**

Cases Pending 1/1/2022	6
New Cases Filed in 2022	53
<i>Of these, Petitions Requesting Temporary Orders: 53 (100.0%)</i>	
<i>Temporary Orders DENIED: 7 (13.2%), Temporary Orders GRANTED: 46 (86.8%)</i>	
Cases Available for Processing	59
Processed By:	
Temporary Order DENIED After Ex Parte Hearing and No Evidentiary Hearing Scheduled	7 13.2%
Temporary Order DISMISSED After Evidentiary Hearing and No Final Order Entered	5 9.4%
Final Order DENIED After Evidentiary Hearing Before a Judge or a Judicial Officer	1 1.9%
Final Order GRANTED After Evidentiary Hearing Before a Judge or a Judicial Officer	25 47.2%
Plaintiff Did Not Appear For Evidentiary Hearing	0
Final Order by STIPULATION OR AGREEMENT Between the Parties	6 11.3%
Petition WITHDRAWN by Plaintiff	8 15.1%
TRANSFERRED to Another Jurisdiction	0
Other	1 1.9%
Cases Processed	53 100.0%
Cases Pending 12/31/2022	6

PFA New Cases Filed, 2013-2022

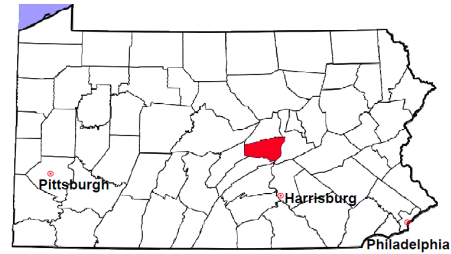


Snyder County

2022 Population estimate: 39,652

Class of County: 7th

No. of Common Pleas Court Judgeships: 2
(Snyder and Union combined)



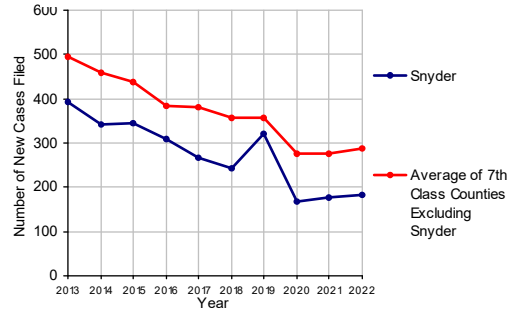
2022 Spousal & Child Support	No. of Petitions
Cases Pending 1/1/2022	54
New Cases Filed in 2022	184
Dockets Transferred In (+)	8
Dockets Transferred Out (-)	10
Cases Available for Processing	236
Processed By:	
Judge	28 15.3%
Intake Officer	155 84.7%
Hearing Officer	0
Other	0
Cases Processed	183 100.0%
Cases Pending 12/31/2022	53

Data provided by PACSES

2022 Paternity	No. of Cases
Acknowledgements Filed:	
Non-Domestic Relations Section	35 89.7%
During Conference	4 10.3%
Non-Stipulated (post genetic test)	0
Pre-Trial Conference	0
Total	39 100.0%
Established:	
Stipulated by Genetic Tests	2 50.0%
Default - Father Failed to Appear	0
Adjudication by Court Proceeding	0
Out of State	2 50.0%
Total	4 100.0%
Cases Pending 12/31/2022	2

Data provided by PACSES

'Spousal & Child Support New Cases Filed, 2013-2022



DEFINITIONS:

ACKNOWLEDGEMENTS FILED:

NON-DOMESTIC RELATIONS SECTION: The voluntary Acknowledgement of Paternity by the alleged father.
DURING CONFERENCE: The alleged father signed the Acknowledgement of Paternity-Waiver of Trial (PE-010) at the initial child support conference.
NON-STIPULATED (POST GENETIC TEST): The alleged father signed the Acknowledgement of Paternity-Waiver of Trial after genetic tests were conducted and resulted in the alleged father being determined to be the biological father.
PRE-TRIAL CONFERENCE: The alleged father signed the Acknowledgement of Paternity-Waiver of Trial at the pre-trial conference.

ESTABLISHED:

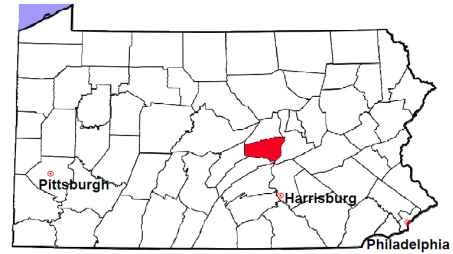
STIPULATED BY GENETIC TESTS: The alleged father requested genetic tests and signed a stipulation that if the test results had a 99% or higher probability of paternity then the alleged father would be stipulated as the biological father of the child.
DEFAULT - FATHER FAILED TO APPEAR: The alleged father failed to appear after being served for either a support conference, hearing, or genetic test and a default paternity order was entered by the court.
ADJUDICATION BY COURT PROCEEDING: The alleged father was determined to be the biological father of the child through a court proceeding.
OUT OF STATE: Paternity was established in another state, "Out of state only".

Snyder County

2022 Population Estimate: 39,652

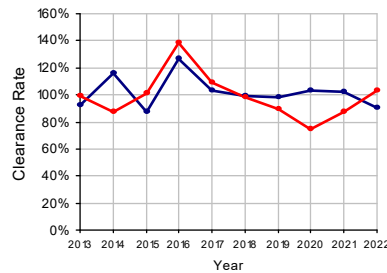
Class of County: 7th

No. of Common Pleas Court Judgeships: 2
(Snyder and Union combined)

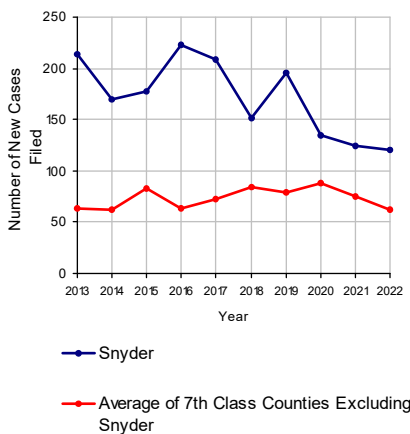


2022 Custody/Partial Custody/Visitation	No. of Petitions	
Cases Pending 1/1/2022	36	
New Cases Filed in 2022	120	
Cases Available for Processing	156	
Processed By:		
Judge	53	49.1%
Non-Judicial Officer	37	34.3%
Administrative Review/Purge	6	5.6%
Other	12	11.1%
Cases Processed	108	100.0%
Cases Pending 12/31/2022	48	

Clearance Rate, 2013-2022

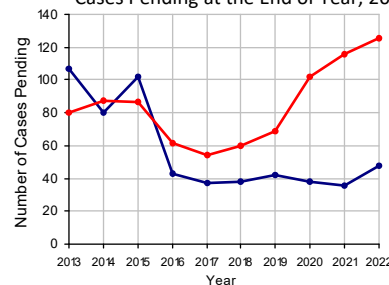


C Custody/Partial Custody/Visitation New Cases Filed, 2013-2022



Note: Clearance Rate = Cases Processed / New Cases Filed

C₁ Cases Pending at the End of Year, 2013-2022

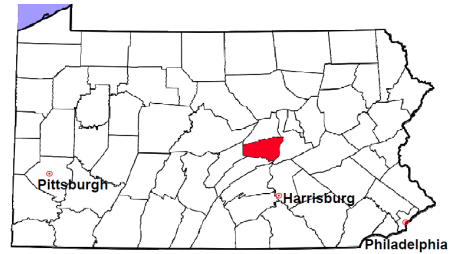


Snyder County

2022 Population estimate: 39,652

Class of County: 7th

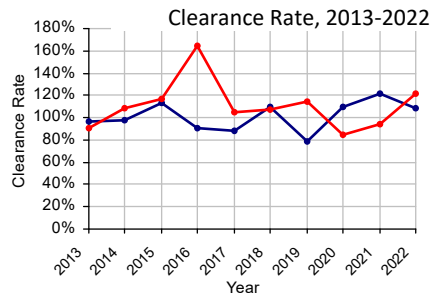
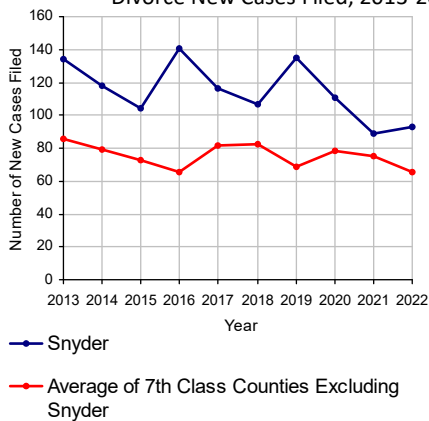
No. of Common Pleas Court Judgeships: 2
(Snyder and Union combined)



2022 Divorce

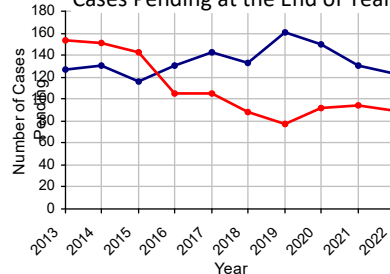
	No. of Petitions	
Cases Pending 1/1/2022	131	
New Cases Filed in 2022	93	
Cases Available for Processing	224	
Processed By:		
Contested Before a Judge	0	
Contested Before a Non-Judicial Officer	26	25.7%
Uncontested	60	59.4%
Administrative Review/Purge	11	10.9%
Other	4	4.0%
Cases Processed	101	100.0%
Cases Pending 12/31/2022	123	

l Divorce New Cases Filed, 2013-2022



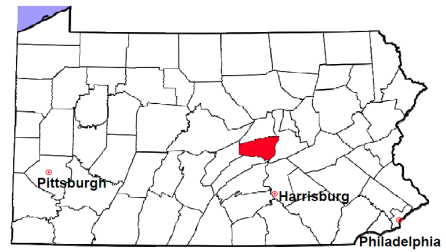
Note: Clearance Rate = Cases Processed / New Cases Filed

c Cases Pending at the End of Year, 2013-2022



Snyder County

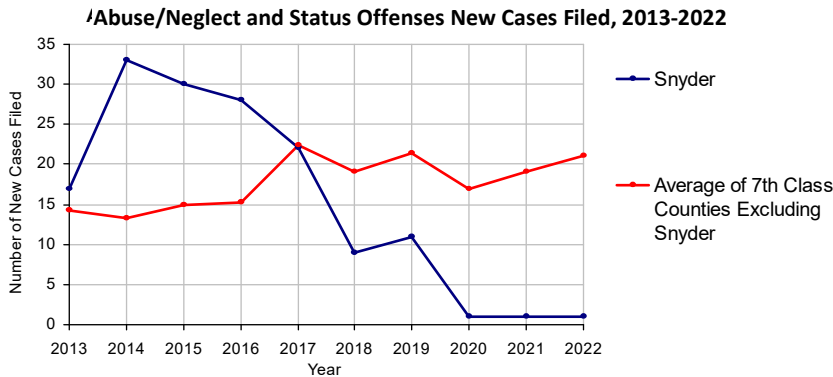
2022 Population estimate: 39,652
 Class of County: 7th
 No. of Common Pleas Court Judgeships: 2
 (Snyder and Union combined)



2022 Juvenile Dependency - Petitions Pending Adjudication

	Abuse/ Neglect	Status Offenses	Total
Cases Pending 1/1/2022	0	0	0
New Petitions Filed in 2022	1	0	1
Other	0	0	0
Total Petitions Available for Processing	1	0	1
Processed by:			
Adjudicated Dependent			
Judge	0	0	0
Juvenile Court Hearing Officer	0	0	0
Adjudicated NOT Dependent			
Judge	0	0	0
Juvenile Court Hearing Officer	0	0	0
Withdrawn/Dismissed/Transferred	1	0	1
Other	0	0	0
Total Petitions Processed	1	0	1
Cases Pending 12/31/2022	0	0	0

Data provided by CPCMS

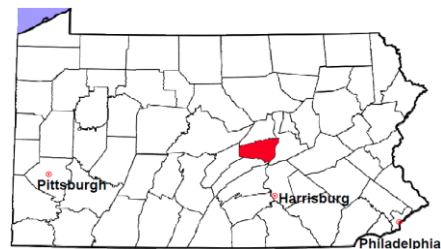


Snyder County

2022 Population estimate: 39,652

Class of County: 7th

No. of Common Pleas Court Judgeships: 2
(Snyder and Union combined)



2022 Juvenile Dependency - Adjudicated Dependent Inventory

	Abuse/ Neglect	Status Offenses	Total
Cases Pending 1/1/2022	0	0	0
New Adjudicated Dependent Cases	0	0	0
Other	0	0	0
Total Adjudicated Dependent Cases	0	0	0
<u>Court Supervision Terminated:</u>			
Family Reunification	0	0	0
Adoption	0	0	0
Placement with a Relative/Guardian	0	0	0
Aged Out	0	0	0
Other Permanency Outcomes*	0	0	0
Other**	0	0	0
Total Adjudicated Dependent Cases Terminated	0	0	0
Cases Pending 12/31/2022	0	0	0

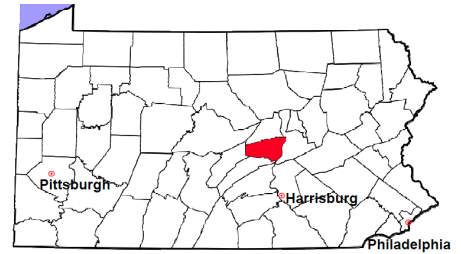
Data provided by CPCMS

* Other Permanency Outcomes include: adjudicated delinquent, death due to natural causes, emancipation, permanent living arrangement, and parent has come forward.

** Other includes cases where court supervision is terminated due to transfer out of jurisdiction, withdrawal and administrative closure.

Snyder County

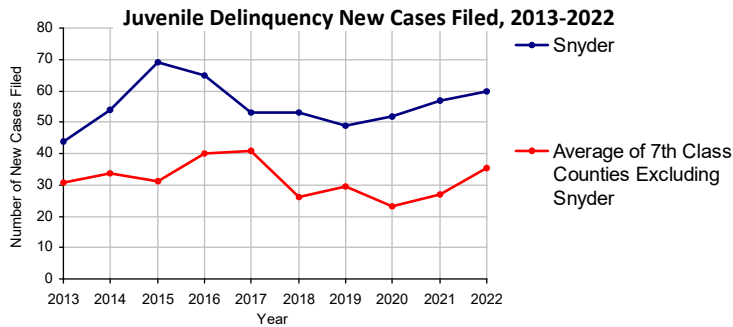
2022 Population estimate: 39,652
 Class of County: 7th
 No. of Common Pleas Court Judgeships: 2
 (Snyder and Union combined)



2022 Juvenile Delinquency - Cases Pending Disposition

Begin Pending	34
New Cases	60
Consent Decree Revoked	0
Informal Adjustment Program Revoked	0
Alternative Program Revoked	0
Warrant Returned	0
Other	10
Total Cases Available for Disposition	104
Warrant Issued	0
Disposed by:	
Adjudicated Delinquent by a Judge	16
Adjudicated Delinquent by a Juvenile Court Hearing Officer	0
Consent Decree Entered	5
Informal Adjustment Program Entered	16
Warned and Counseled (Pre-Petition)	0
Dismissed/Withdrawn/Transferred	24
Transferred to Criminal Court	2
Other	10
Total Cases Disposed	73
End Pending	31

Data provided by CPCMS



Snyder County

2022 Population: 39,652
 Class of County: 7th
 No. of Common Pleas Judgeships: 2
 (Snyder and Union combined)

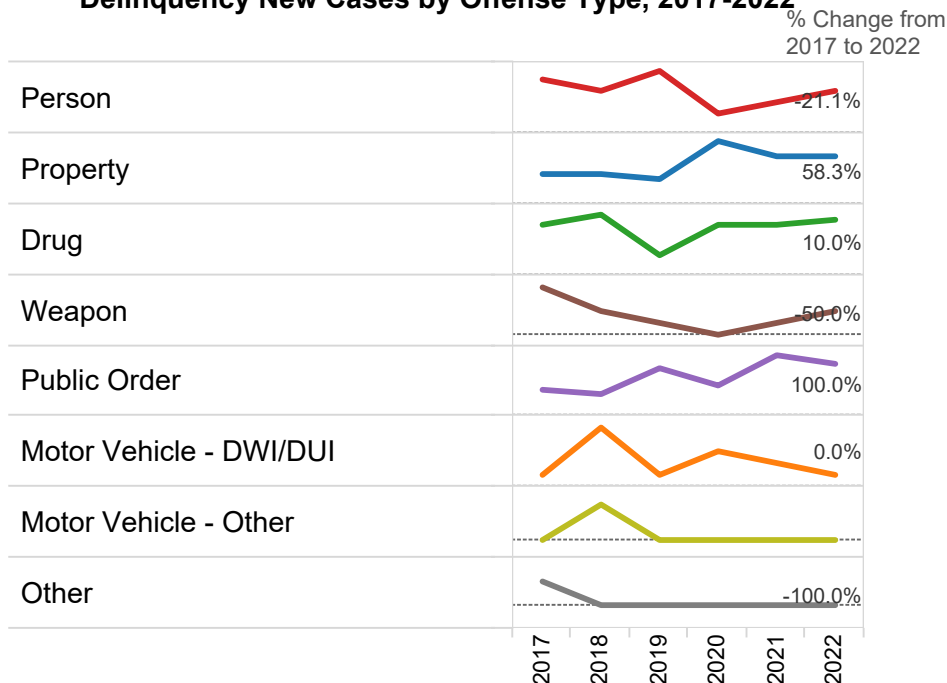


2022 Delinquency - New Cases by Offense Type

Case Type	Felony	Misdemeanor	Summary	Total	
Person	3	12	0	15	25.0%
Property	8	11	0	19	31.7%
Drug	1	10	0	11	18.3%
Weapon	1	1	0	2	3.3%
Public Order	2	7	3	12	20.0%
Motor Vehicle - DWI/DUI	0	1	0	1	1.7%
Motor Vehicle - Other	0	0	0	0	0.0%
Other	0	0	0	0	0.0%
Total	15	42	3	60	100.0%
	25.0%	70.0%	5.0%	100.0%	

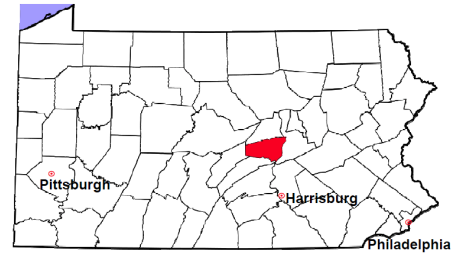
Data provided by CPCMS

Delinquency New Cases by Offense Type, 2017-2022



Snyder County

2022 Population estimate: 39,652
Class of County: 7th
No. of Common Pleas Court Judgeships: 2
(Snyder and Union combined)



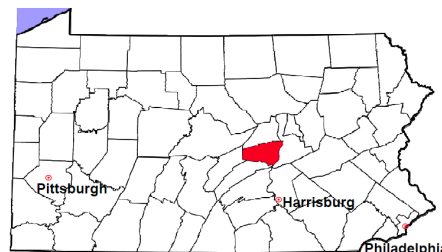
2022 Juvenile Delinquency - Formal Dispositions

Begin Pending	22
Adjudicated Delinquent by a Judge	16
Adjudicated Delinquent by a Juvenile Court Hearing Officer	0
Warrant Returned	0
Other	1
Total Adjudicated Delinquent Cases	39
Warrant Issued	0
Court Supervision Terminated:	
Conditions Satisfied	5
Compelling Reasons	0
Reached Age 21	1
Transferred to Another Juvenile Court	2
Other	5
Total Adjudicated Delinquent Cases Terminated	13
End Pending	26

(R) - Revised
Data provided by CPCMS

Snyder County

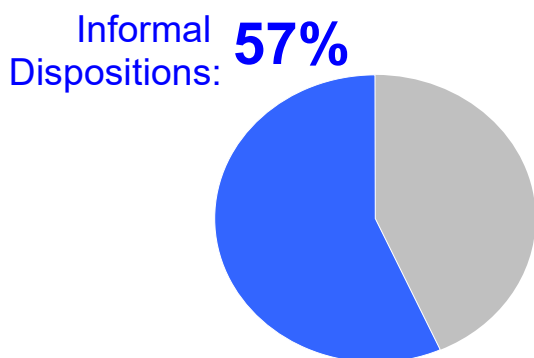
2022 Population estimate: 39,652
 Class of County: 7th
 No. of Common Pleas Court Judgeships: 2
 (Snyder and Union combined)



2022 Juvenile Delinquency - Informal Dispositions

Pending Consent Decrees	3
Pending Informal Adjustments	3
New Consent Decrees	5
New Informal Adjustments	16
Warrant Returned	0
Other	1
Cases Informally Disposed	28
Warrant Issued	0
Terminated by:	
Consent Decree Completed	4
Informal Adjustment Completed	17
Consent Decree Revoked	0
Informal Adjustment Program Revoked	0
Other	1
Total Informally Disposed Cases Terminated	22
End Pending	6

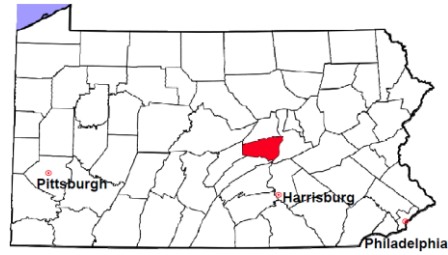
(R) - Revised
 Data provided by CPCMS



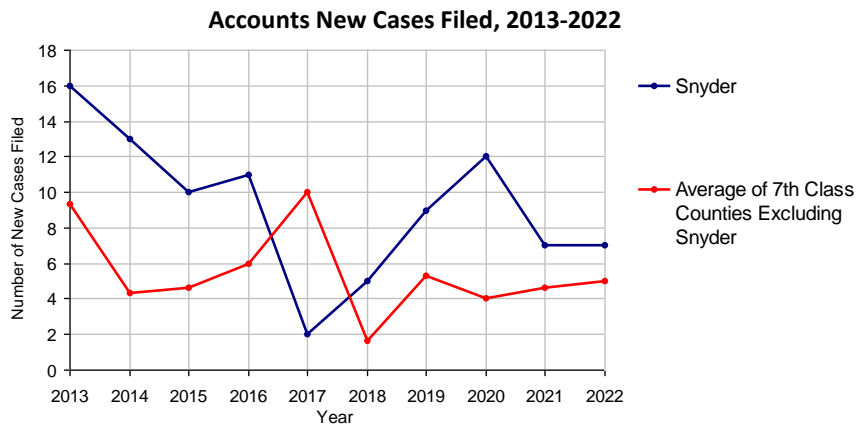
Delinquency Cases are disposed either formally, at a proceeding held before a judge or hearing officer, or informally without a proceeding. Informal dispositions include informal adjustments supervised by a juvenile probation officer; consent decrees agreed upon with the District Attorney after a petition is filed; or other pre-petition process by the juvenile probation department.

Snyder County

2022 Population estimate: 39,652
 Class of County: 7th
 No. of Common Pleas Court Judgeships: 2
 (Snyder and Union combined)

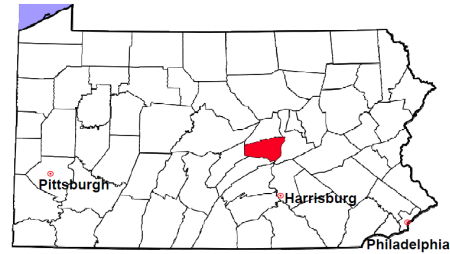


2022 Accounts	No. of Cases	
Cases Pending 1/1/2022	4	
New Cases Filed in 2022	7	
Cases Available for Processing	11	
Processed By:		
Contested before a Judge	0	
Contested before a Non-Judicial Officer	0	
Uncontested	8	88.9%
Other	1	11.1%
Cases Processed	9	100.0%
Cases Pending 12/31/2022	2	



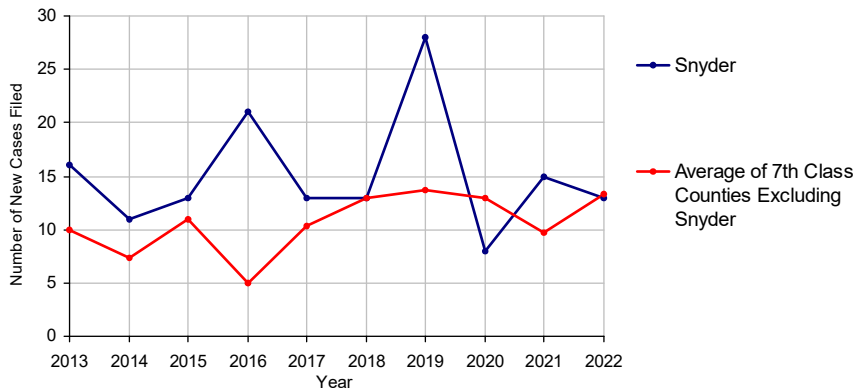
Snyder County

2022 Population estimate: 39,652
 Class of County: 7th
 No. of Common Pleas Court Judgeships: 2
 (Snyder and Union combined)



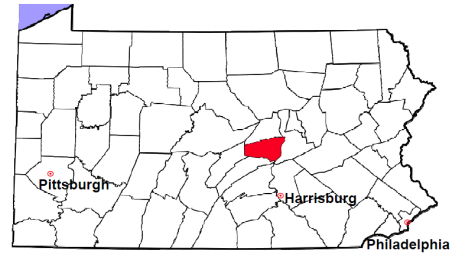
2022 Adoptions		No. of Cases	
Cases Pending 1/1/2022		1	
New Cases Filed in 2022		13	
Cases Available for Processing		14	
Processed By:			
Contested before a Judge	Granted	0	
	Denied	0	
Uncontested	Granted	12	100.0%
	Denied	0	
Other		0	
Cases Processed		12	100.0%
Cases Pending 12/31/2022		2	

Adoptions New Cases Filed, 2013-2022

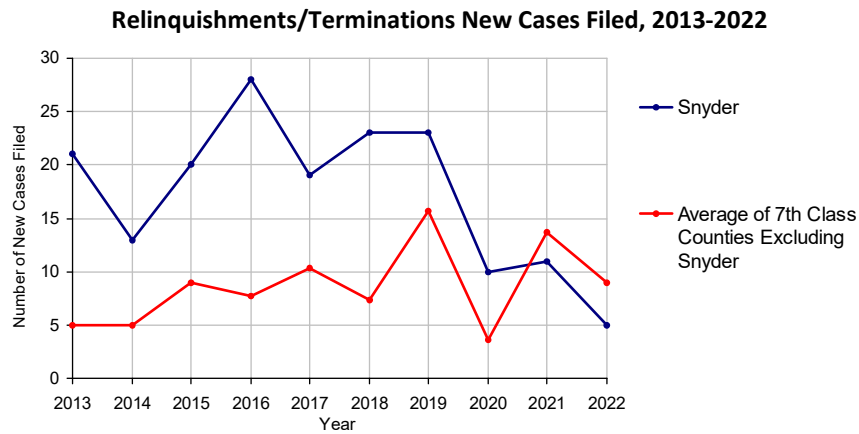


Snyder County

2022 Population estimate: 39,652
 Class of County: 7th
 No. of Common Pleas Court Judgeships: 2
 (Snyder and Union combined)

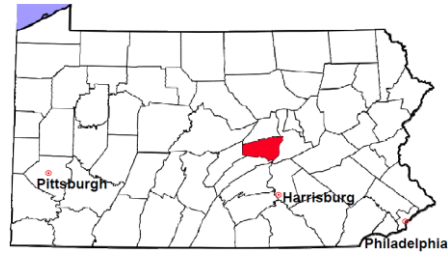


2022 Relinquishments/Terminations	No. of Cases	
Cases Pending 1/1/2022	2	
New Cases Filed in 2022	5	
Cases Available for Processing	7	
Processed By:		
Contested before a Judge	0	
Uncontested	2	66.7%
Other	1	33.3%
Cases Processed	3	100.0%
Cases Pending 12/31/2022	4	

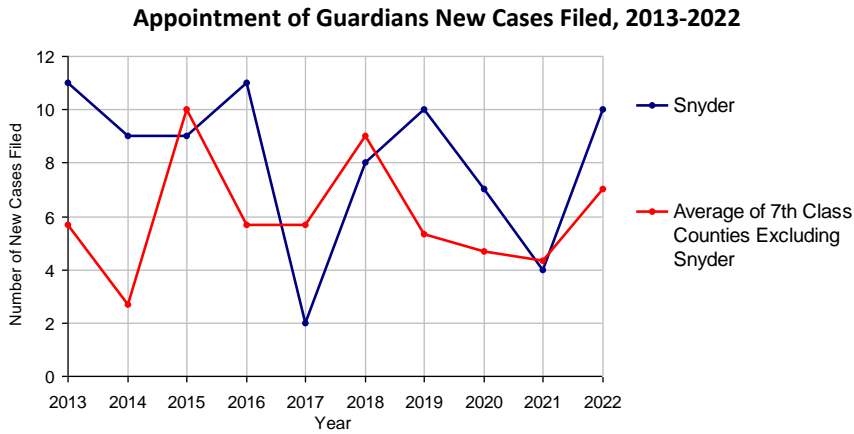


Snyder County

2022 Population estimate: 39,652
 Class of County: 7th
 No. of Common Pleas Court Judgeships: 2
 (Snyder and Union combined)

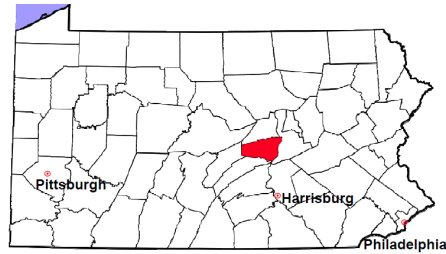


2022 Appointment of Guardians	No. of Cases
Cases Pending 1/1/2022	2
New Cases Filed in 2022	10
Cases Available for Processing	12
Processed By:	
Contested before a Judge	0
Uncontested	10 100.0%
Other	0
Cases Processed	10 100.0%
Cases Pending 12/31/2022	2



Snyder County

2022 Population estimate: 39,652
 Class of County: 7th
 No. of Common Pleas Court Judgeships: 2
 (Snyder and Union combined)



2022 Jury Yield and Utilization

Jury Yield

Qualification Questionnaires/Summonses Mailed:	1,001	A		
Returned Undeliverable:	91	B	9.1%	Of Qualification Questionnaires/ Summonses Mailed
Not Responded to:	118	C	11.8%	
the Number of Prospective Jurors:				
Disqualified:	56	D	5.6%	
Exempted:	28	E	2.8%	
Excused:	157	F	15.7%	
Deferred to New Term:	177	G	17.7%	
Deferred from Previous Term:	213	H	21.3%	
Total Number of Qualified Jurors Available for Service:	587	I	58.6%	

$I = A - B - C - D - E - F - G + H$

Jury Utilization

the Number of Jurors:			
Reporting for Service:	623	106.1%	Of Jurors Qualified and Available
Told Not to Report for Service:	627	106.8%	
Sent to Courtroom for Jury Selection (Voir Dire):	668	107.2%	Of Jurors Reporting for Service
Impaneled or Sworn (jurors/alternates):	309	49.6%	
Removed for Cause/Hardship:	99		
Removed by Peremptory Challenge:	241		
Number of Jury Trials Started:	23		
Pool Days:	7		
Zero Panel Days:	0		(Of Pool Days)

Jury Costs

Total Annual Budget for Juror Operations:	\$29,662.00	J
Average Cost Per Juror:	\$29.63	K

$K = J/A$

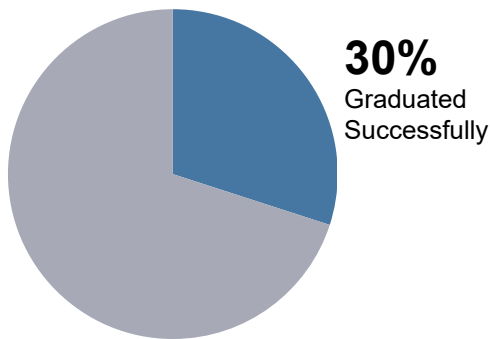


Snyder/Union County

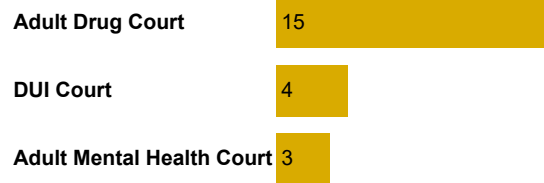
2022 Problem Solving Courts

10 Discharges

Of All Court Participants Discharged:



22 Admissions

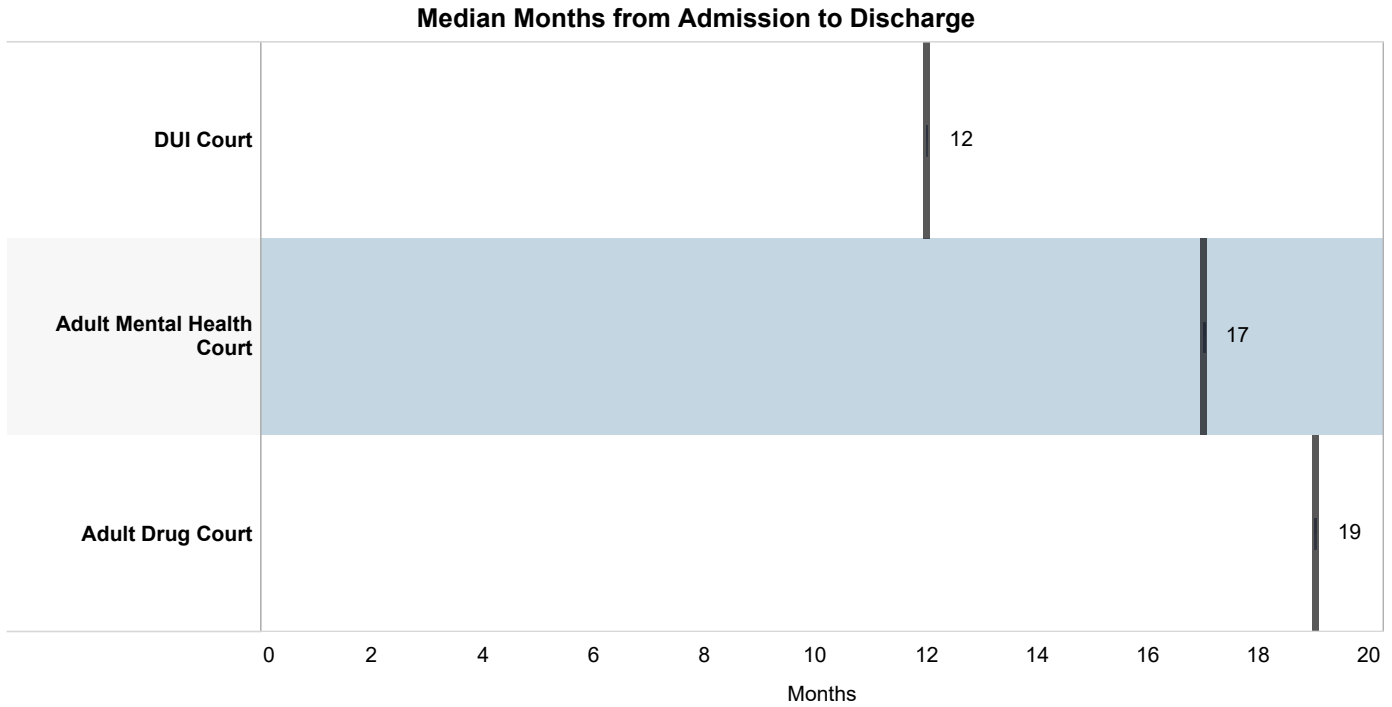


Discharge Reason

	Successfully Completed	Unsuccessful/ New Offense	Unsuccessful /Non-Compliant	Total Discharges
Adult Drug Court	1 (20.0%)		4 (80.0%)	5 (100.0%)
DUI Court	1 (33.3%)	1 (33.3%)	1 (33.3%)	3 (100.0%)
Adult Mental Health Court	1 (50.0%)		1 (50.0%)	2 (100.0%)

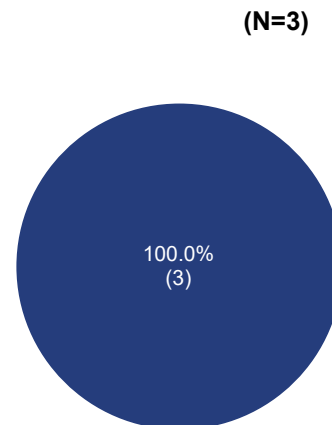
Snyder/Union County

2022 Problem Solving Courts



Among successful graduates, there was a increase in employment.

100% of the employed successful graduates were employed full time:



20% (2) of all participants have improved in **education level** at discharge.

■ Employed Full Time

DEPARTMENT OF RESEARCH & STATISTICS

KIM NIEVES, PH.D.

DIRECTOR

ANDREW GINDER, MPA

ASSISTANT DIRECTOR

YAN LIU, M.S.

SENIOR STATISTICAL ANALYST

SASANKA ADIKARI, PH.D

DATA SCIENTIST

AMANDA PEREIRA

RESEARCH ASSISTANT