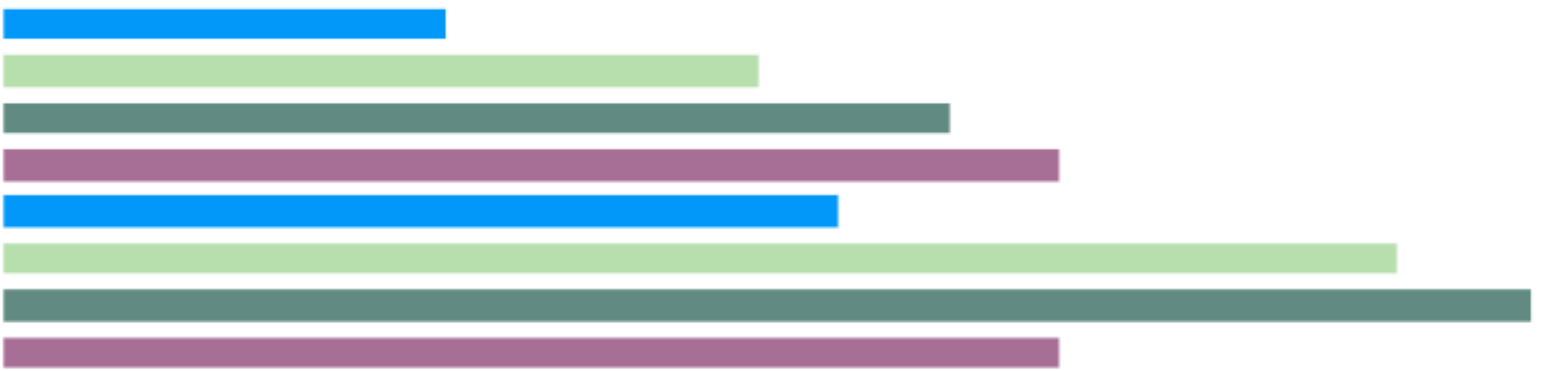
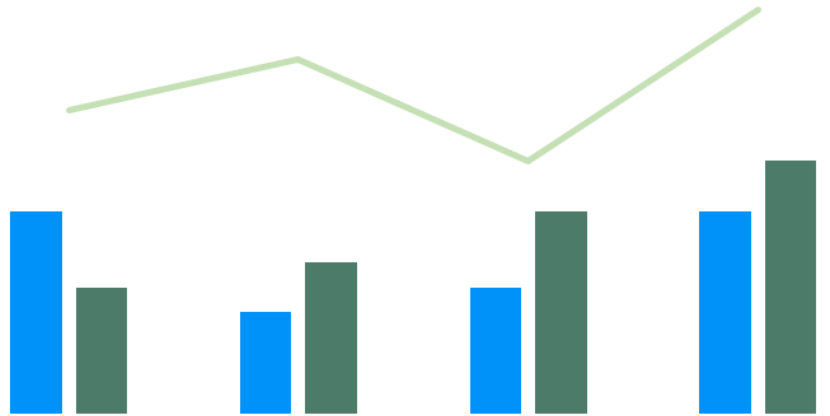
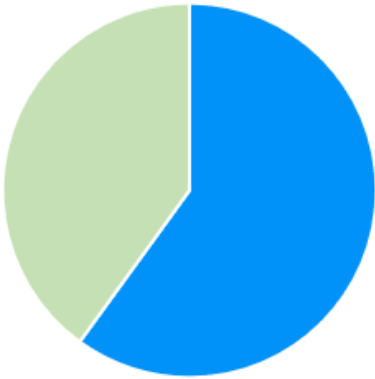


2022

Court of Common Pleas
Caseload Statistics for


Union County



We are pleased to provide you with a copy of the 2022 County Caseload Display pages. They can also be viewed on the AOPC webpage at www.pacourts.us in the *News & Statistics* section under *Research & Statistics*.

Should you have any questions or comments, please do not hesitate to contact me at 717.231.3300.

Sincerely,

A handwritten signature in black ink, appearing to read "Sasanka", is written over a horizontal line. The signature is fluid and cursive.

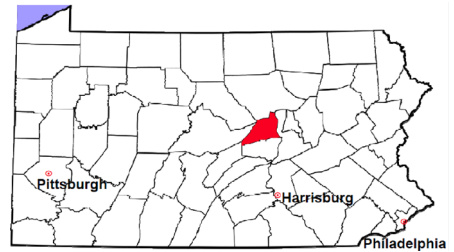
Sasanka Adikari, Ph.D.
Data Scientist
Department of Research and Statistics

Table of Contents

CPCMS Criminal	Page 1
CPCMS Criminal - New Cases by Case Type.....	Page 2
Civil.....	Page 3
Civil - Docketed Cases Listed by Case Type.....	Page 4
Protection From Abuse	Page 5
Spousal & Child Support and Paternity	Page 6
Custody/Partial Custody/Visitation.....	Page 7
Divorce	Page 8
Juvenile Dependency - Active Dependent Inventory	Page 9
Juvenile Dependency - Adjudicated Dependent Inventory	Page 10
Juvenile Delinquency - Cases Pending Disposition.....	Page 11
Juvenile Delinquency - New Cases by Case Type	Page 12
Juvenile Delinquency - Formal Dispositions	Page 13
Juvenile Delinquency - Informal Dispositions	Page 14
Accounts.....	Page 15
Adoptions.....	Page 16
Relinquishments/Terminations	Page 17
Appointment of Guardians	Page 18
Jury Yield and Utilization	Page 19
Problem Solving Courts.....	Pages 20-21

Union County

2022 Population estimate: 42,744
 Class of County: 7th
 No. of Common Pleas Court Judgeships: 2
 (Union and Snyder combined)



2022 Criminal No. of Cases

Cases Pending 1/1/2022	184
New Cases Filed in 2022	336
Reopened Cases	36
Cases Available for Processing	556

Processed by:

Withdrawn/Dismissed	21	5.8%
Diversionsary Disposition*	10	2.7%
Guilty Plea	279	76.4%
Non-Jury Trial	3	0.8%
Jury Trial	12	3.3%
Inactive	32	8.8%
Other	8	2.2%
Total Cases Processed	365	100.0%

Cases Pending 12/31/2022 **191**

Cases Awaiting Sentencing 86

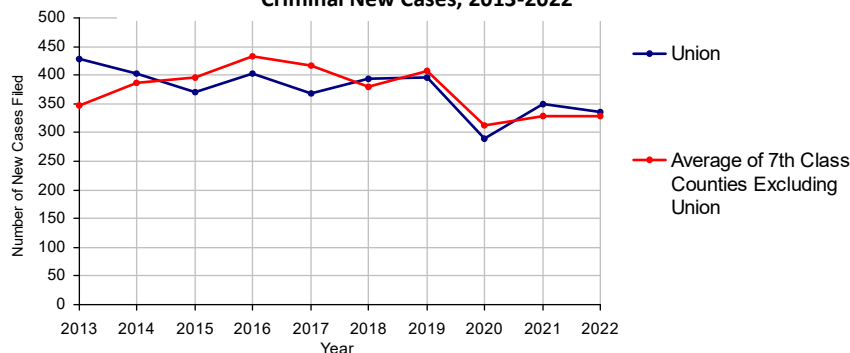
Data provided by CPCMS

* Includes other diversionsary programs such as Veterans Court.

Age of Pending Cases as of 12/31/2022

0-60 Days	49	25.7%
61-120 Days	48	25.1%
121-180 Days	40	20.9%
181-240 Days	21	11.0%
241-300 Days	12	6.3%
301-360 Days	3	1.6%
Over 360 Days	18	9.4%
Total	191	100.0%

Criminal New Cases, 2013-2022



Union County

2022 Population: 42,744
 Class of County: 7th
 No. of Common Pleas Judgeships: 2
 (Union and Snyder combined)

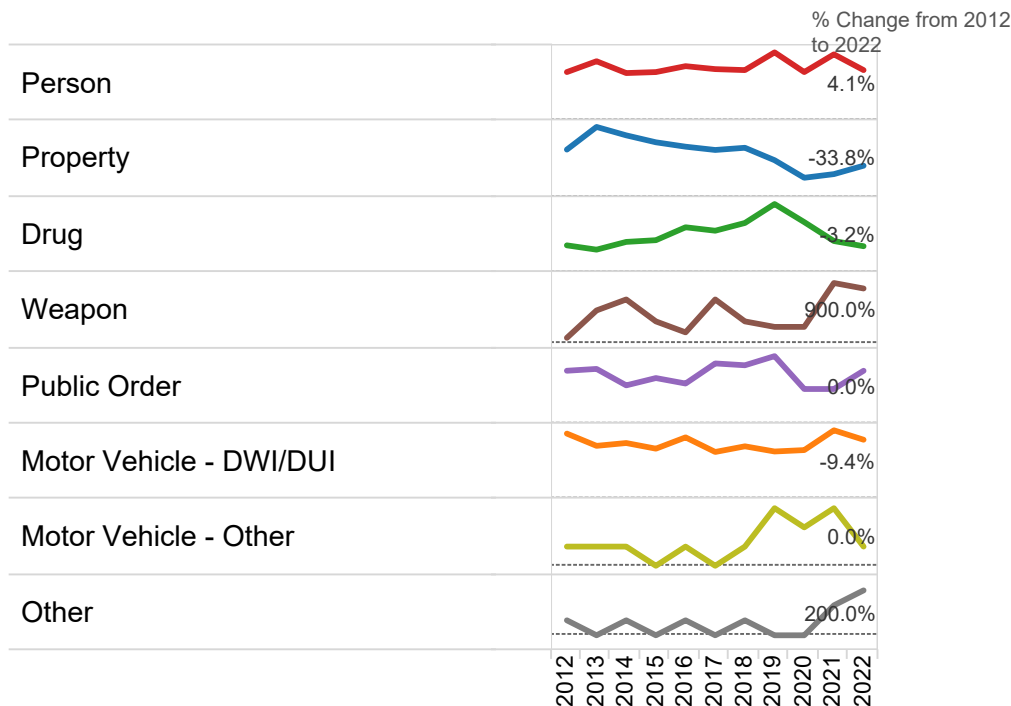


2022 Criminal - New Cases by Offense Type

Case Type	Felony	Misdemeanor	Summary	Total	
Person	31	20	0	51	15.2%
Property	45	41	0	86	25.6%
Drug	10	20	0	30	8.9%
Weapon	7	3	0	10	3.0%
Public Order	7	22	0	29	8.6%
Motor Vehicle - DWI/DUI	9	116	0	125	37.2%
Motor Vehicle - Other	0	2	0	2	0.6%
Other	3	0	0	3	0.9%
Total	112	224	0	336	100.0%
	33.3%	66.7%	0.0%	100.0%	

Data provided by CPCMS

Criminal New Cases by Offense Type, 2012-2022

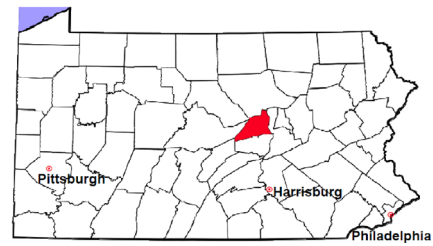


Union County

2022 Population estimate: 42,744

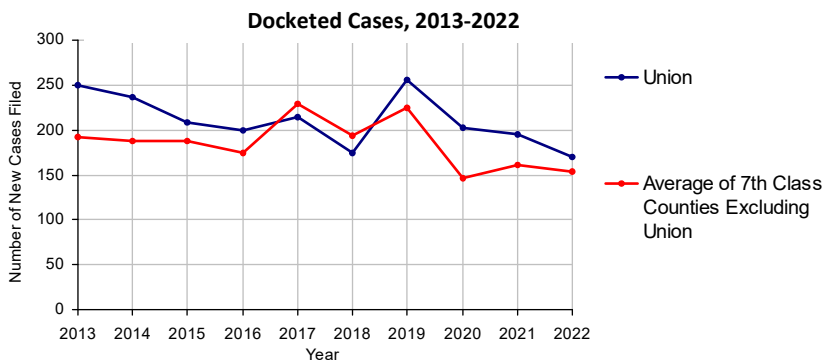
Class of County: 7th

No. of Common Pleas Court Judgeships: 2
(Union and Snyder combined)



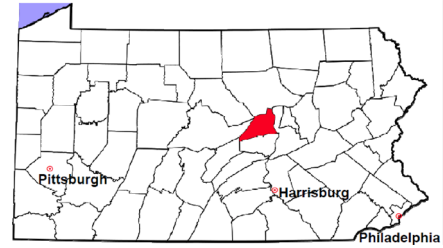
2022 Civil	Civil Action	Other	Total
Cases Pending 1/1/2022	150	79	229
Docketed Cases	120	50	170
Arbitration Appeals	0	0	0
Transferred In	1	0	1
Returned to Active	0	0	0
Cases Available for Processing	271	129	400
Processed By:			
Default Judgments	46	8	54
Cases Decided by Arbitration Board	7	0	7
Dispositive Motions	1	0	1
Settlements	69	16	85
Moved to Inactive Status	2	0	2
Transferred/Withdrawn	3	2	5
Dismissed/Discontinued	16	8	24
Administrative Purge	1	2	3
Other	6	0	6
Jury Trial	1	0	1
Non-Jury Trial	1	12	13
Total Cases Processed	153	48	201
Cases Pending 12/31/2022	118	81	199

Age of Pending Cases as of 12/31/2022 (Civil Action Only)		
0-6 months	40	33.9%
7-12 months	25	21.2%
13-18 months	17	14.4%
19-24 months	4	3.4%
25-30 months	7	5.9%
31-36 months	9	7.6%
37-42 months	5	4.2%
43-48 months	3	2.5%
49-54 months	3	2.5%
55-60 months	3	2.5%
61-66 months	0	
67-72 months	1	0.8%
Over 72 months	1	0.8%
Total	118	100.0%



Union County

2022 Population estimate: 42,744
 Class of County: 7th
 No. of Common Pleas Court Judgeships: 2
 (Union and Snyder combined)



2022 Civil - Docketed Cases Listed by Case Type

TORT	23	13.5%	REAL PROPERTY	22	12.9%
<i>(does not include mass tort)</i>			Ejectment*	1	
Intentional	0		Eminent Domain/Condemnation*	0	
Malicious Prosecution	0		Ground Rent	0	
Motor Vehicle	13		Landlord/Tenant Dispute	0	
Nuisance	0		Mortgage Foreclosure:		
Premise Liability	5		Residential*	17	
Product Liability	0		Commercial*	0	
Slander/Libel/Defamation	0		Partition of Real Property*	1	
Other	5		Quiet Title*	3	
MASS TORT	0		Other*	0	
Asbestos	0		CIVIL APPEALS	8	4.7%
Tobacco	0		<i>- Administrative Agencies</i>		
Toxic Tort - DES	0		Board of Assessment*	2	
Toxic Tort - Implant	0		Board of Elections*	0	
Toxic Waste	0		Dept. of Transportation*	6	
Other	0		Zoning Board*	0	
PROFESSIONAL LIABILITY	1	0.6%	Statutory Appeal - Other*	0	
Dental	0		Other*	0	
Legal	0		MISCELLANEOUS	20	11.8%
Medical Malpractice	1		Common Law/		
Other	0		Statutory Arbitration*	0	
CONTRACT	96	56.5%	Declaratory Judgment*	1	
<i>(does not include judgments)</i>			Mandamus*	0	
Buyer Plaintiff	2		Non-Domestic Relations		
Debt Collection: Credit Card	41		Restraining Order*	3	
Debt Collection: Other	41		Quo Warranto*	0	
Employment Dispute: Discrimination	0		Replevin*	0	
Employment Dispute: Other	0		Other*	16	
Other	12		TOTAL DOCKETED CASES:	170	100.0%

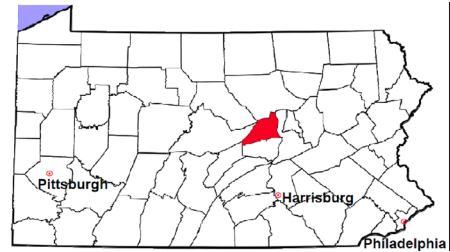
Of the Docketed Cases:

Pro Se Filings: 16 9.4% Class Action Suits: 0 MDJ Appeals: 9 5.3%

*Civil Other

Union County

2022 Population estimate: 42,744
 Class of County: 7th
 No. of Common Pleas Court Judgeships: 2
 (Union and Snyder combined)

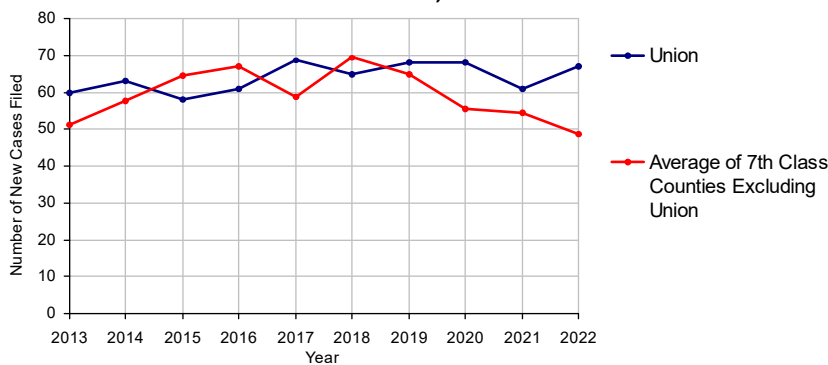


2022 Protection From Abuse

**No. of
Petitions**

Cases Pending 1/1/2022	6
New Cases Filed in 2022	67
<i>Of these, Petitions Requesting Temporary Orders: 67 (100.0%)</i>	
<i>Temporary Orders DENIED: 0 (0.0%), Temporary Orders GRANTED: 67 (100.0%)</i>	
Cases Available for Processing	73
Processed By:	
Temporary Order DENIED After Ex Parte Hearing and No Evidentiary Hearing Scheduled	2 3.1%
Temporary Order DISMISSED After Evidentiary Hearing and No Final Order Entered	28 43.8%
Final Order DENIED After Evidentiary Hearing Before a Judge or a Judicial Officer	0
Final Order GRANTED After Evidentiary Hearing Before a Judge or a Judicial Officer	17 26.6%
Plaintiff Did Not Appear For Evidentiary Hearing	0
Final Order by STIPULATION OR AGREEMENT Between the Parties	6 9.4%
Petition WITHDRAWN by Plaintiff	9 14.1%
TRANSFERRED to Another Jurisdiction	0
Other	2 3.1%
Cases Processed	64 100.0%
Cases Pending 12/31/2022	9

PFA New Cases Filed, 2013-2022

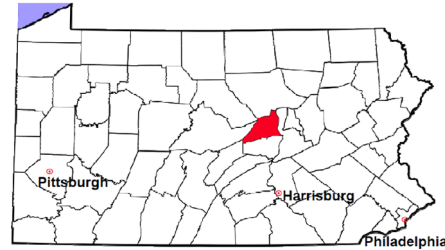


Union County

2022 Population estimate: 42,744

Class of County: 7th

No. of Common Pleas Court Judgeships: 2
(Union and Snyder combined)



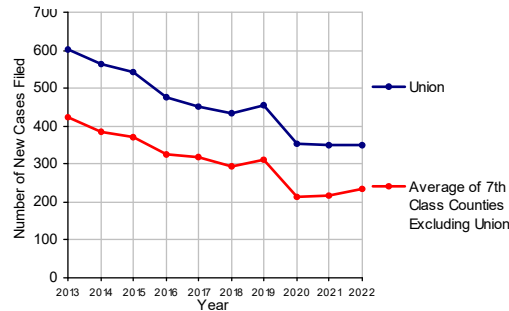
2022 Spousal & Child Support	No. of Petitions
Cases Pending 1/1/2022	40
New Cases Filed in 2022	350
Dockets Transferred In (+)	34
Dockets Transferred Out (-)	23
Cases Available for Processing	401
Processed By:	
Judge	8 2.3%
Intake Officer	339 97.7%
Hearing Officer	0
Other	0
Cases Processed	347 100.0%
Cases Pending 12/31/2022	54

Data provided by PACSES

2022 Paternity	No. of Cases
Acknowledgements Filed:	
Non-Domestic Relations Section	36 94.7%
During Conference	2 5.3%
Non-Stipulated (post genetic test)	0
Pre-Trial Conference	0
Total	38 100.0%
Established:	
Stipulated by Genetic Tests	5 41.7%
Default - Father Failed to Appear	1 8.3%
Adjudication by Court Proceeding	0
Out of State	6 50.0%
Total	12 100.0%
Cases Pending 12/31/2022	7

Data provided by PACSES

'Spousal & Child Support New Cases Filed, 2013-2022



DEFINITIONS:

ACKNOWLEDGEMENTS FILED:

NON-DOMESTIC RELATIONS SECTION: The voluntary Acknowledgement of Paternity by the alleged father.
DURING CONFERENCE: The alleged father signed the Acknowledgement of Paternity-Waiver of Trial (PE-010) at the initial child support conference.
NON-STIPULATED (POST GENETIC TEST): The alleged father signed the Acknowledgement of Paternity-Waiver of Trial after genetic tests were conducted and resulted in the alleged father being determined to be the biological father.
PRE-TRIAL CONFERENCE: The alleged father signed the Acknowledgement of Paternity-Waiver of Trial at the pre-trial conference.

ESTABLISHED:

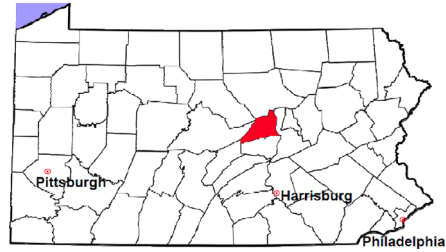
STIPULATED BY GENETIC TESTS: The alleged father requested genetic tests and signed a stipulation that if the test results had a 99% or higher probability of paternity then the alleged father would be stipulated as the biological father of the child.
DEFAULT - FATHER FAILED TO APPEAR: The alleged father failed to appear after being served for either a support conference, hearing, or genetic test and a default paternity order was entered by the court.
ADJUDICATION BY COURT PROCEEDING: The alleged father was determined to be the biological father of the child through a court proceeding.
OUT OF STATE: Paternity was established in another state, "Out of state only".

Union County

2022 Population Estimate: 42,744

Class of County: 7th

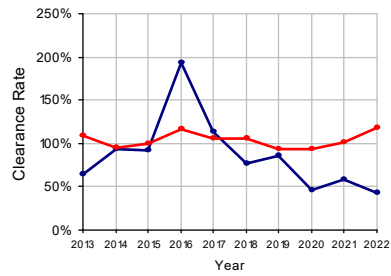
No. of Common Pleas Court Judgeships: 2
(Union and Snyder combined)



2022 Custody/Partial Custody/Visitation	No. of Petitions	
Cases Pending 1/1/2022	208 ^(R)	
New Cases Filed in 2022	100	
Cases Available for Processing	308	
Processed By:		
Judge	0	
Non-Judicial Officer	22	51.2%
Administrative Review/Purge	0	
Other	21	48.8%
Cases Processed	43	100.0%
Cases Pending 12/31/2022	265	

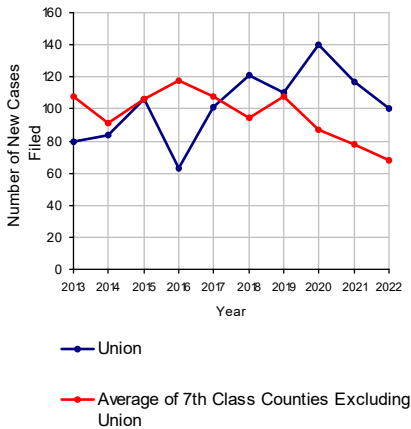
(R) - Revised

Clearance Rate, 2013-2022

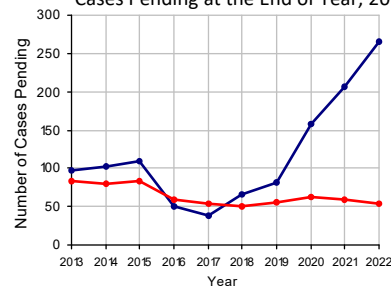


Note: Clearance Rate = Cases Processed / New Cases Filed

C Custody/Partial Custody/Visitation New Cases Filed, 2013-2022



C Cases Pending at the End of Year, 2013-2022

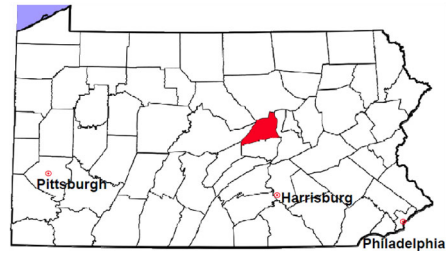


Union County

2022 Population estimate: 42,744

Class of County: 7th

No. of Common Pleas Court Judgeships: 2
(Union and Snyder combined)

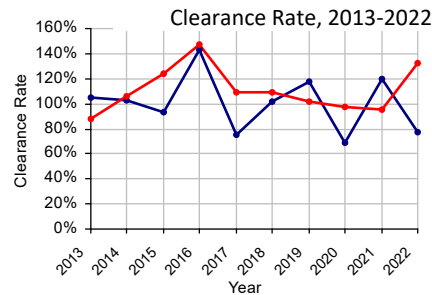
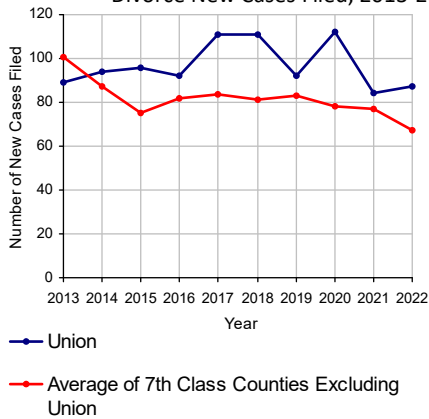


2022 Divorce

	No. of Petitions	
Cases Pending 1/1/2022	95 ^(R)	
New Cases Filed in 2022	87	
Cases Available for Processing	182	
Processed By:		
Contested Before a Judge	0	
Contested Before a Non-Judicial Officer	1	1.5%
Uncontested	62	92.5%
Administrative Review/Purge	0	
Other	4	6.0%
Cases Processed	67	100.0%
Cases Pending 12/31/2022	115	

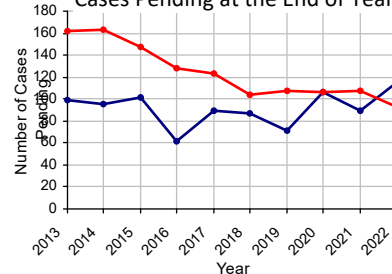
(R) - Revised

^l Divorce New Cases Filed, 2013-2022



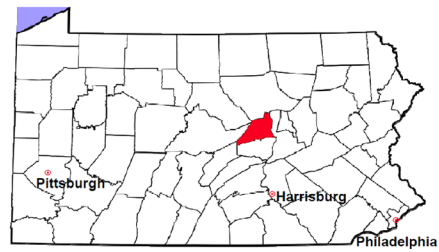
Note: Clearance Rate = Cases Processed / New Cases Filed

^c Cases Pending at the End of Year, 2013-2022



Union County

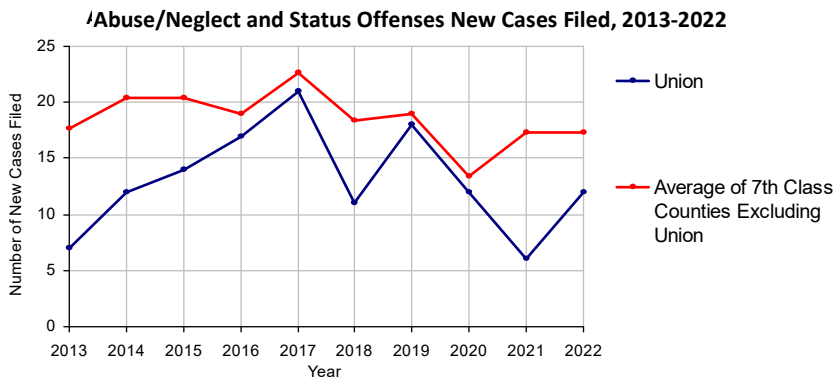
2022 Population estimate: 42,744
 Class of County: 7th
 No. of Common Pleas Court Judgeships: 2
 (Union and Snyder combined)



2022 Juvenile Dependency - Petitions Pending Adjudication

	Abuse/ Neglect	Status Offenses	Total
Cases Pending 1/1/2022	0	0	0
New Petitions Filed in 2022	12	0	12
Other	0	0	0
Total Petitions Available for Processing	12	0	12
Processed by:			
Adjudicated Dependent			
Judge	10	0	10
Juvenile Court Hearing Officer	0	0	0
Adjudicated NOT Dependent			
Judge	0	0	0
Juvenile Court Hearing Officer	0	0	0
Withdrawn/Dismissed/Transferred	0	0	0
Other	0	0	0
Total Petitions Processed	10	0	10
Cases Pending 12/31/2022	2	0	2

Data provided by CPCMS

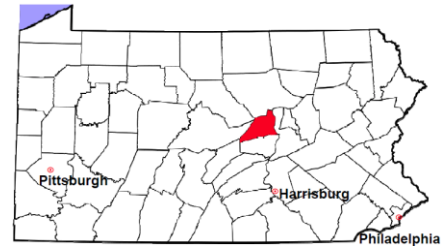


Union County

2022 Population estimate: 42,744

Class of County: 7th

No. of Common Pleas Court Judgeships: 2
(Union and Snyder combined)



2022 Juvenile Dependency - Adjudicated Dependent Inventory

	Abuse/ Neglect	Status Offenses	Total
Cases Pending 1/1/2022	6	0	6
New Adjudicated Dependent Cases	10	0	10
Other	0	0	0
Total Adjudicated Dependent Cases	16	0	16
<u>Court Supervision Terminated:</u>			
Family Reunification	1 11.1%	0	1 11.1%
Adoption	1 11.1%	0	1 11.1%
Placement with a Relative/Guardian	6 66.7%	0	6 66.7%
Aged Out	1 11.1%	0	1 11.1%
Other Permanency Outcomes*	0	0	0
Other**	0	0	0
Total Adjudicated Dependent Cases Terminated	9 100.0%	0 100.0%	9 100.0%
Cases Pending 12/31/2022	7	0	7

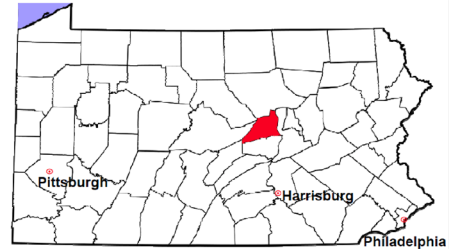
Data provided by CPCMS

* Other Permanency Outcomes include: adjudicated delinquent, death due to natural causes, emancipation, permanent living arrangement, and parent has come forward.

** Other includes cases where court supervision is terminated due to transfer out of jurisdiction, withdrawal and administrative closure.

Union County

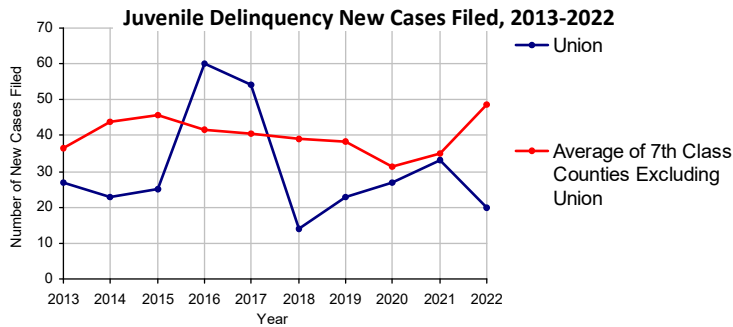
2022 Population estimate: 42,744
 Class of County: 7th
 No. of Common Pleas Court Judgeships: 2
 (Union and Snyder combined)



2022 Juvenile Delinquency - Cases Pending Disposition

Begin Pending	27
New Cases	20
Consent Decree Revoked	0
Informal Adjustment Program Revoked	0
Alternative Program Revoked	0
Warrant Returned	0
Other	3
Total Cases Available for Disposition	50
Warrant Issued	0
Disposed by:	
Adjudicated Delinquent by a Judge	12
Adjudicated Delinquent by a Juvenile Court Hearing Officer	0
Consent Decree Entered	6
Informal Adjustment Program Entered	4
Warned and Counseled (Pre-Petition)	0
Dismissed/Withdrawn/Transferred	14
Transferred to Criminal Court	0
Other	4
Total Cases Disposed	40
End Pending	10

Data provided by CPCMS



Union County

2022 Population: 42,744
 Class of County: 7th
 No. of Common Pleas Judgeships: 2
 (Union and Snyder combined)

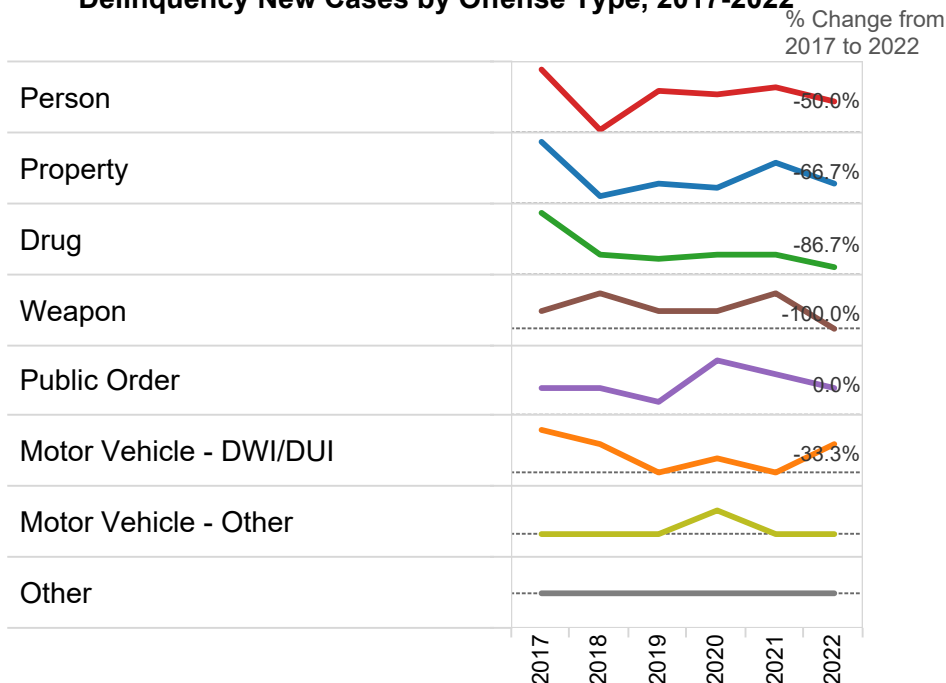


2022 Delinquency - New Cases by Offense Type

Case Type	Felony	Misdemeanor	Summary	Total	
Person	3	6	0	9	45.0%
Property	2	3	0	5	25.0%
Drug	1	1	0	2	10.0%
Weapon	0	0	0	0	0.0%
Public Order	0	2	0	2	10.0%
Motor Vehicle - DWI/DUI	0	2	0	2	10.0%
Motor Vehicle - Other	0	0	0	0	0.0%
Other	0	0	0	0	0.0%
Total	6	14	0	20	100.0%
	30.0%	70.0%	0.0%	100.0%	

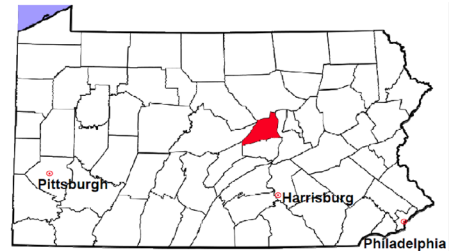
Data provided by CPCMS

Delinquency New Cases by Offense Type, 2017-2022



Union County

2022 Population estimate: 42,744
Class of County: 7th
No. of Common Pleas Court Judgeships: 2
(Union and Snyder combined)



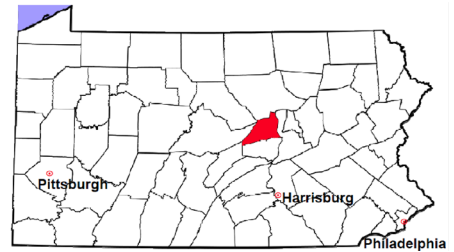
2022 Juvenile Delinquency - Formal Dispositions

Begin Pending	11
Adjudicated Delinquent by a Judge	12
Adjudicated Delinquent by a Juvenile Court Hearing Officer	0
Warrant Returned	0
Other	0
Total Adjudicated Delinquent Cases	23
Warrant Issued	0
Court Supervision Terminated:	
Conditions Satisfied	4
Compelling Reasons	0
Reached Age 21	0
Transferred to Another Juvenile Court	0
Other	3
Total Adjudicated Delinquent Cases Terminated	7
End Pending	16

(R) - Revised
Data provided by CPCMS

Union County

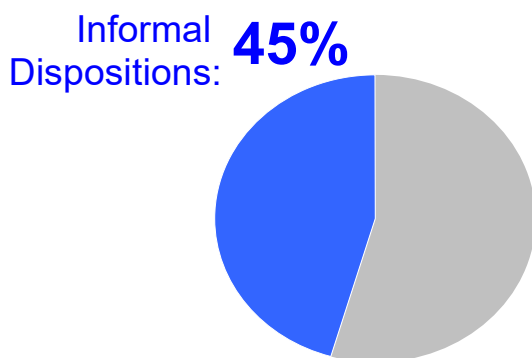
2022 Population estimate: 42,744
 Class of County: 7th
 No. of Common Pleas Court Judgeships: 2
 (Union and Snyder combined)



2022 Juvenile Delinquency - Informal Dispositions

Pending Consent Decrees	6
Pending Informal Adjustments	0
New Consent Decrees	6
New Informal Adjustments	4
Warrant Returned	0
Other	0
Cases Informally Disposed	16
Warrant Issued	0
Terminated by:	
Consent Decree Completed	3
Informal Adjustment Completed	3
Consent Decree Revoked	0
Informal Adjustment Program Revoked	0
Other	2
Total Informally Disposed Cases Terminated	8
End Pending	8

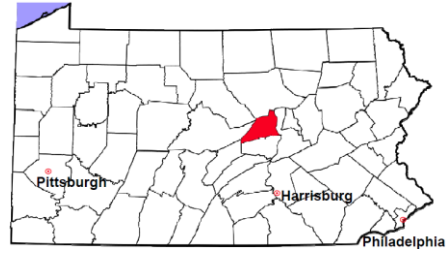
(R) - Revised
 Data provided by CPCMS



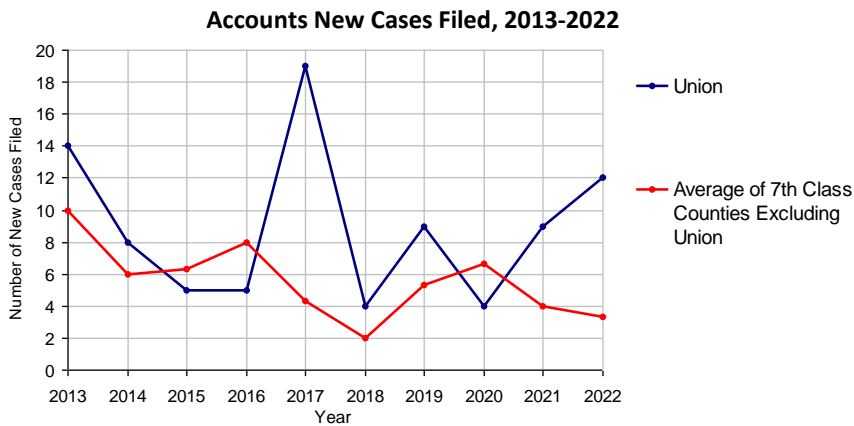
Delinquency Cases are disposed either formally, at a proceeding held before a judge or hearing officer, or informally without a proceeding. Informal dispositions include informal adjustments supervised by a juvenile probation officer; consent decrees agreed upon with the District Attorney after a petition is filed; or other pre-petition process by the juvenile probation department.

Union County

2022 Population estimate: 42,744
 Class of County: 7th
 No. of Common Pleas Court Judgeships: 2
 (Union and Snyder combined)



2022 Accounts	No. of Cases
Cases Pending 1/1/2022	3
New Cases Filed in 2022	12
Cases Available for Processing	15
Processed By:	
Contested before a Judge	1 7.1%
Contested before a Non-Judicial Officer	0
Uncontested	13 92.9%
Other	0
Cases Processed	14 100.0%
Cases Pending 12/31/2022	1

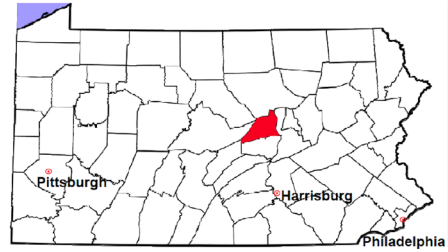


Union County

2022 Population estimate: 42,744

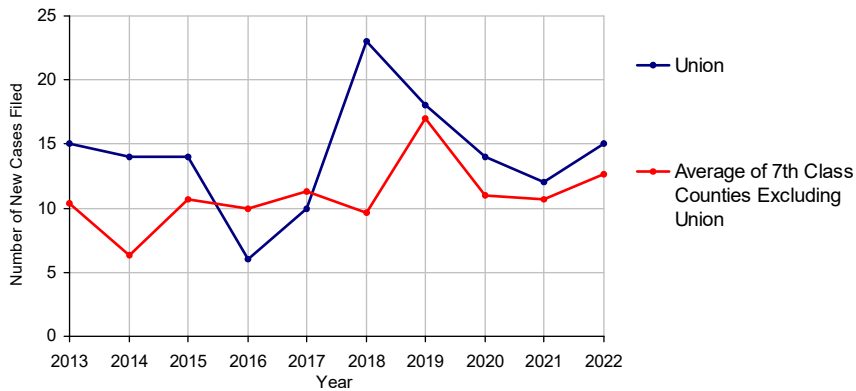
Class of County: 7th

No. of Common Pleas Court Judgeships: 2
(Union and Snyder combined)



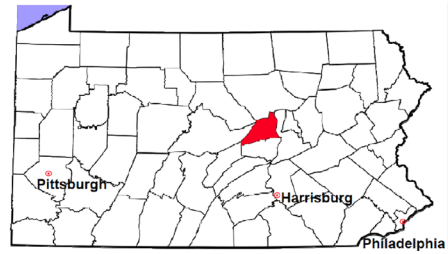
2022 Adoptions		No. of Cases	
Cases Pending 1/1/2022		0	
New Cases Filed in 2022		15	
Cases Available for Processing		15	
Processed By:			
Contested before a Judge	Granted	3	33.3%
	Denied	0	
Uncontested	Granted	6	66.7%
	Denied	0	
Other		0	
Cases Processed		9	100.0%
Cases Pending 12/31/2022		6	

Adoptions New Cases Filed, 2013-2022

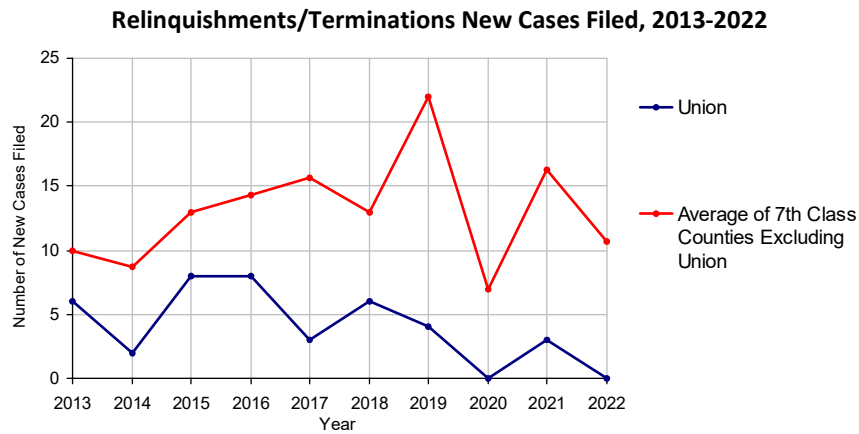


Union County

2022 Population estimate: 42,744
 Class of County: 7th
 No. of Common Pleas Court Judgeships: 2
 (Union and Snyder combined)

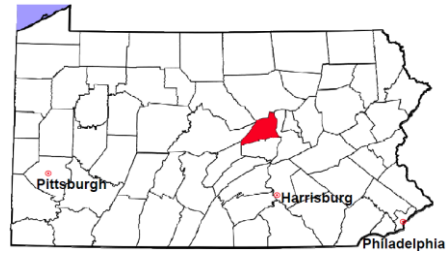


2022 Relinquishments/Terminations	No. of Cases
Cases Pending 1/1/2022	2
New Cases Filed in 2022	0
Cases Available for Processing	2
Processed By:	
Contested before a Judge	2 100.0%
Uncontested	0
Other	0
Cases Processed	2 100.0%
Cases Pending 12/31/2022	0

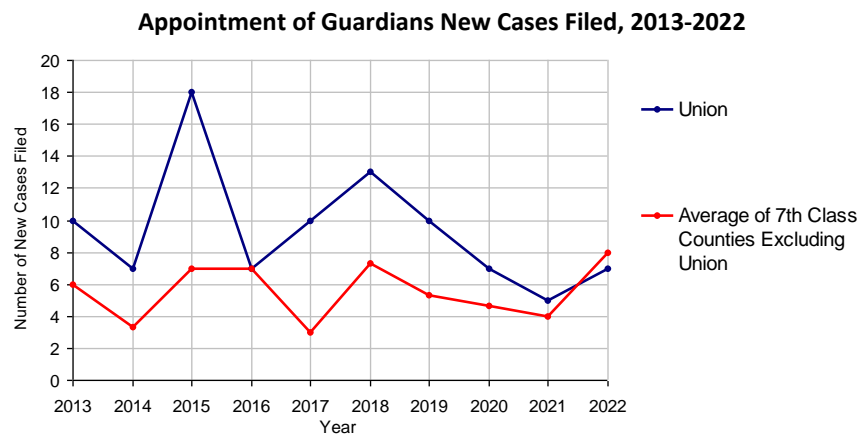


Union County

2022 Population estimate: 42,744
 Class of County: 7th
 No. of Common Pleas Court Judgeships: 2
 (Union and Snyder combined)

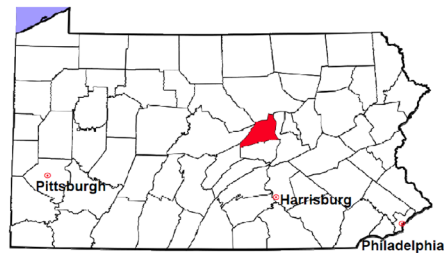


2022 Appointment of Guardians	No. of Cases
Cases Pending 1/1/2022	0
New Cases Filed in 2022	7
Cases Available for Processing	7
Processed By:	
Contested before a Judge	0
Uncontested	7 100.0%
Other	0
Cases Processed	7 100.0%
Cases Pending 12/31/2022	0



Union County

2022 Population estimate: 42,744
 Class of County: 7th
 No. of Common Pleas Court Judgeships: 2
 (Union and Snyder combined)



2022 Jury Yield and Utilization

Jury Yield

Qualification Questionnaires/Summonses Mailed:	1,202	A		
Returned Undeliverable:	96	B	8.0%	Of Qualification Questionnaires/ Summonses Mailed
Not Responded to:	22	C	1.8%	
the Number of Prospective Jurors:				
Disqualified:	128	D	10.6%	
Exempted:	3	E	0.2%	
Excused:	169	F	14.1%	
Deferred to New Term:	314	G	26.1%	
Deferred from Previous Term:	326	H	27.1%	
Total Number of Qualified Jurors Available for Service:	796	I	66.2%	

$I = A - B - C - D - E - F - G + H$

Jury Utilization

the Number of Jurors:			
Reporting for Service:	741	93.1%	Of Jurors Qualified and Available
Told Not to Report for Service:	675	84.8%	
Sent to Courtroom for Jury Selection (Voir Dire):	616	83.1%	Of Jurors Reporting for Service
Impaneled or Sworn (jurors/alternates):	280	37.8%	
Removed for Cause/Hardship:	97		
Removed by Peremptory Challenge:	198		
Number of Jury Trials Started:	18		
Pool Days:	7		
Zero Panel Days	4	57.1%	(Of Pool Days)

Jury Costs

Total Annual Budget for Juror Operations:	\$27,129.00	J
Average Cost Per Juror:	\$22.57	K

$K = J/A$

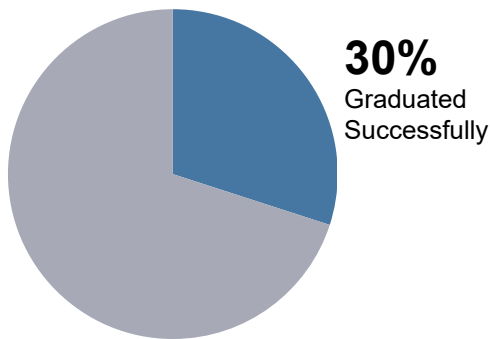


Snyder/Union County

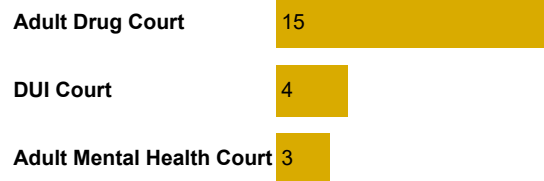
2022 Problem Solving Courts

10 Discharges

Of All Court Participants Discharged:



22 Admissions

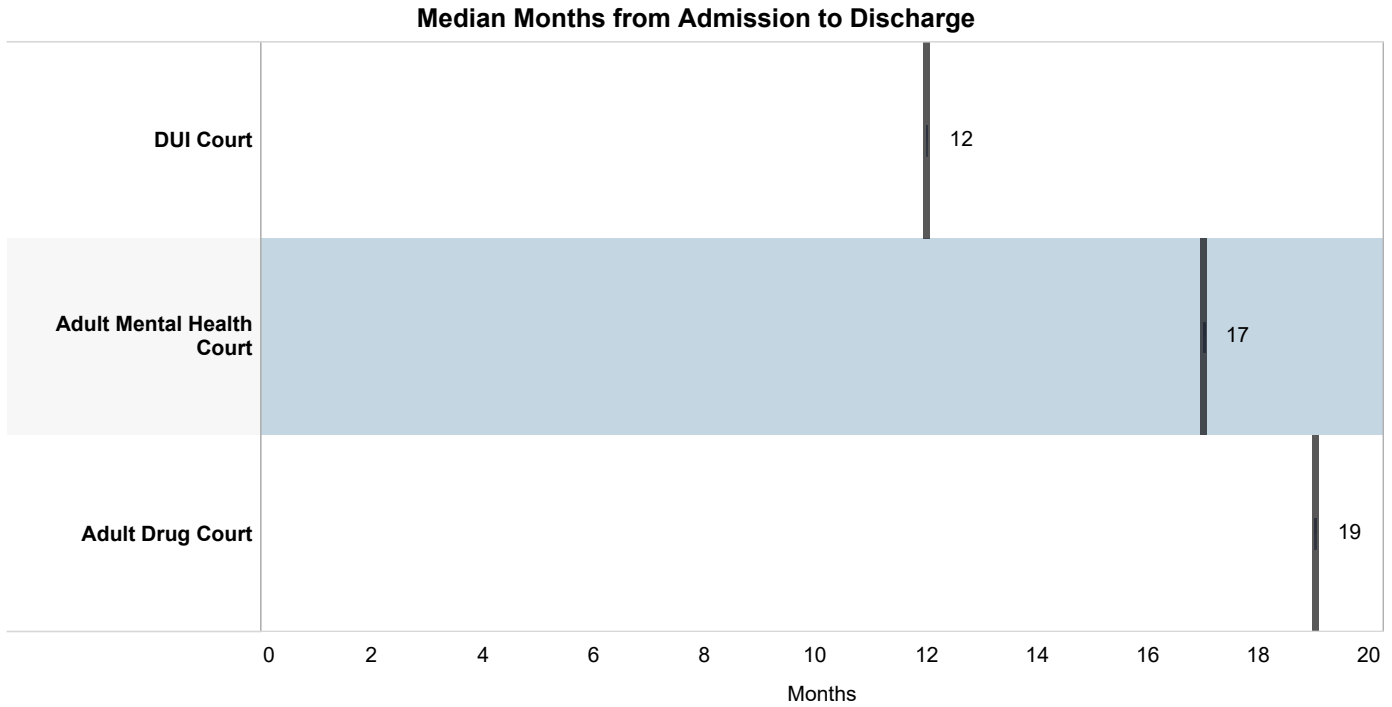


Discharge Reason

	Successfully Completed	Unsuccessful/ New Offense	Unsuccessful /Non-Compliant	Total Discharges
Adult Drug Court	1 (20.0%)		4 (80.0%)	5 (100.0%)
DUI Court	1 (33.3%)	1 (33.3%)	1 (33.3%)	3 (100.0%)
Adult Mental Health Court	1 (50.0%)		1 (50.0%)	2 (100.0%)

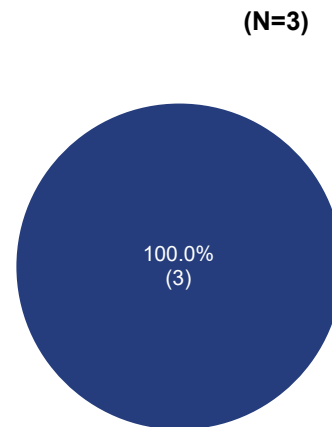
Snyder/Union County

2022 Problem Solving Courts



Among successful graduates, there was a increase in employment.

100% of the employed successful graduates were employed full time:



20% (2) of all participants have improved in **education level** at discharge.

■ Employed Full Time

DEPARTMENT OF RESEARCH & STATISTICS

KIM NIEVES, PH.D.

DIRECTOR

ANDREW GINDER, MPA

ASSISTANT DIRECTOR

YAN LIU, M.S.

SENIOR STATISTICAL ANALYST

SASANKA ADIKARI, PH.D

DATA SCIENTIST

AMANDA PEREIRA

RESEARCH ASSISTANT