



2023

ANNUAL REPORT OF STATISTICS
SUPERIOR COURT OF PENNSYLVANIA

April 2024



JUDGES OF THE SUPERIOR COURT

President Judge Jack A. Panella
President Judge Emeritus John T. Bender
Judge Mary Jane Bowes
Judge Anne E. Lazarus
Judge Judith Ference Olson
Judge Victor P. Stabile
Judge Alice Beck Dubow
Judge Deborah A. Kunselman
Judge Carolyn H. Nichols
Judge Mary P. Murray
Judge Maria C. McLaughlin
Judge Megan King
Judge Daniel McCaffery
Judge Megan Sullivan
President Judge Emeritus Correale F. Stevens
Judge James G. Colins
Judge Dan Pellegrini

EXECUTIVE ADMINISTRATOR

Jennifer Traxler, Esquire

DEPARTMENT HEADS

Benjamin Kohler, Esquire
Prothonotary

Philip H. Yoon, Esquire
Chief Staff Attorney - Legal

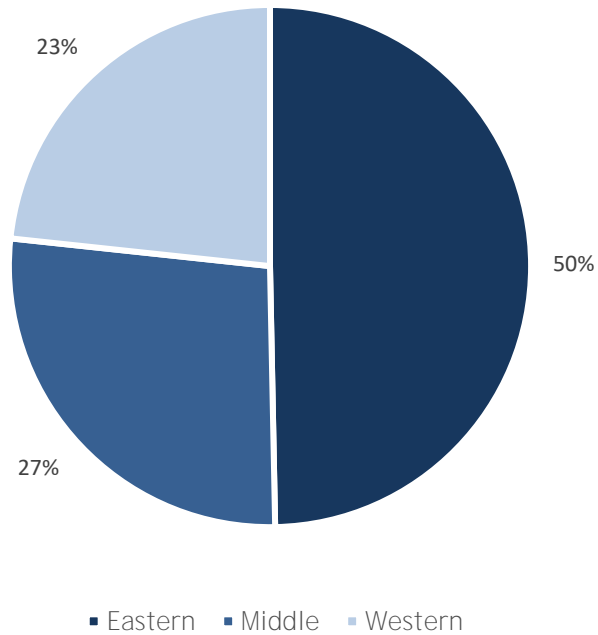
Catherine Shelly, Esquire
Chief Staff Attorney - Operations

Peter F. Johnson, Esquire
Legal Systems Coordinator

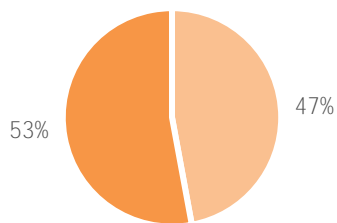
Dolores Bianco,
Reporter



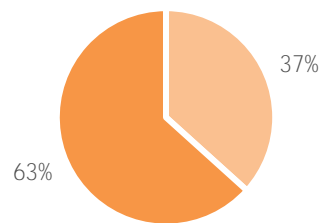
Appeals by District in 2023



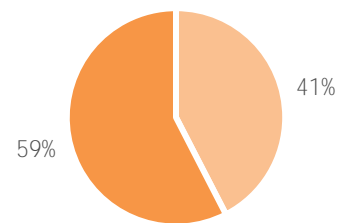
Eastern District



Middle District



Western District

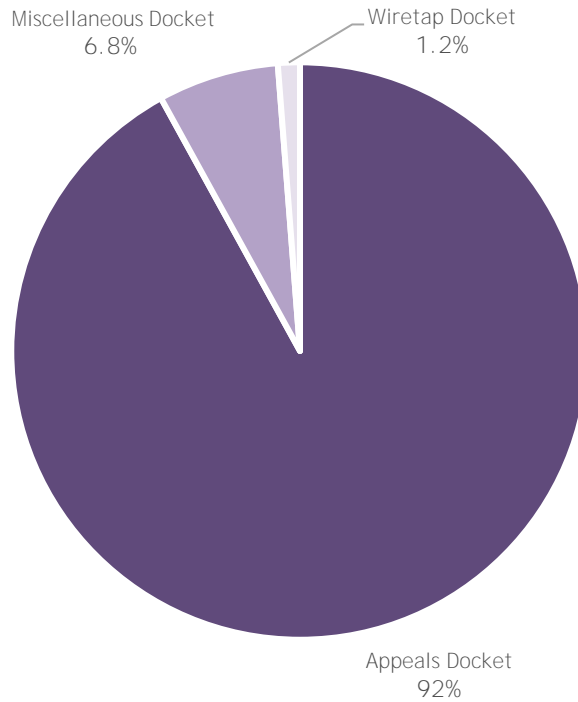


● Civil ● Criminal

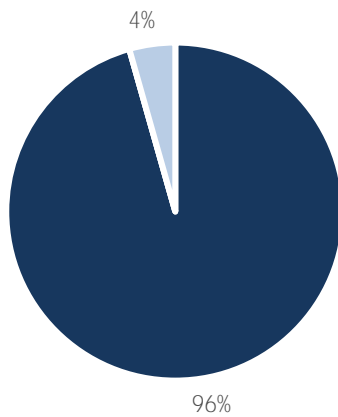
	Civil	Criminal	Total
Eastern	1,523	1,711	3,234
Middle	645	1,113	1,758
Western	622	895	1,517
Total	2,790	3,719	6,509



Cases by Docket Type in 2023

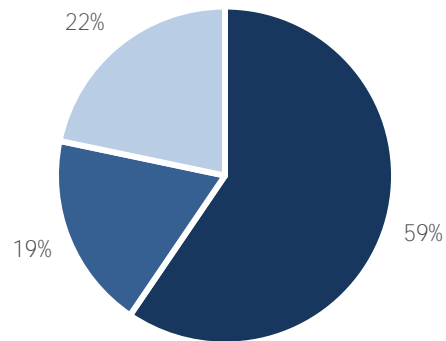


Wiretap Docket by Docketing District in 2023



■ Eastern ■ Western

Miscellaneous Docket by District in 2023



■ Eastern ■ Middle ■ Western

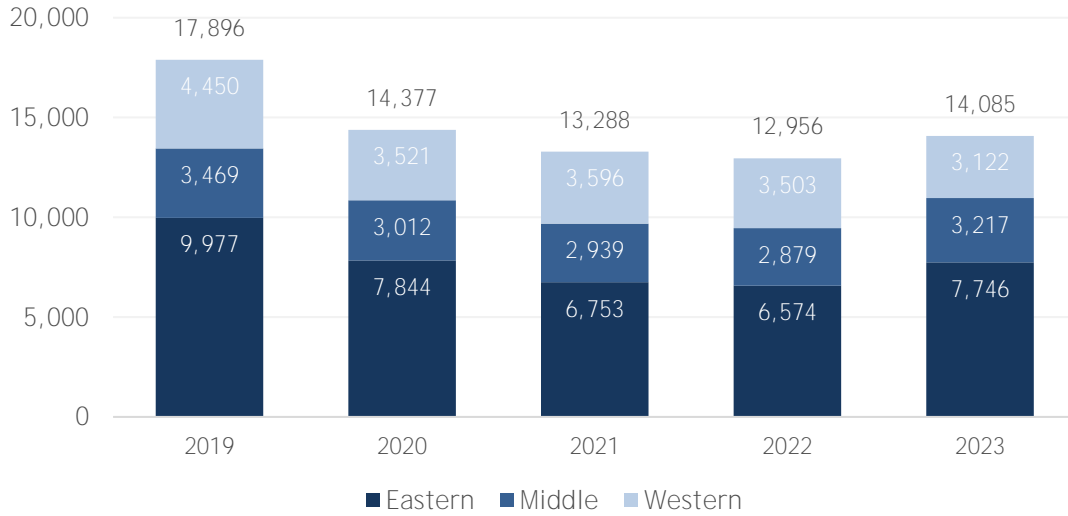
	Miscellaneous Docket	Wiretap Docket	Appeals Docket	Total
Eastern	285	87	3,234	3,606
Middle	90	†	1,758	1,848
Western	104	4	1,517	1,625
Total	479	91	6,509	7,079

*Miscellaneous dockets are comprised of filings unrelated to active docketed appeals, such as Petitions for Permission to Appeal.

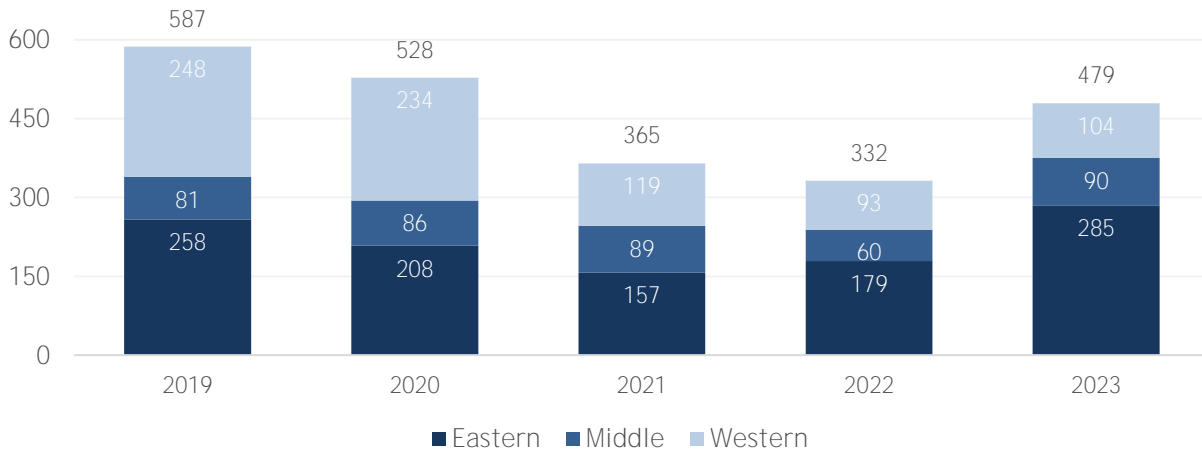
† Middle District wiretap applications are maintained in the Eastern District office.



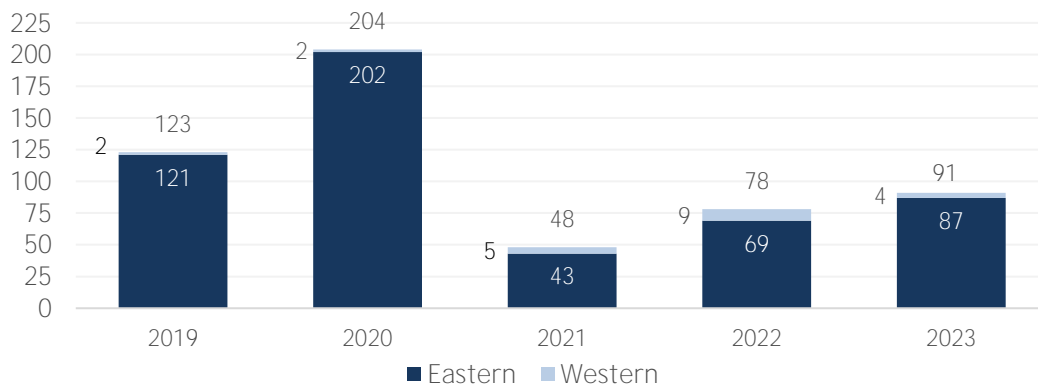
Appeals Docket Applications (Applications related to active docketed appeals)



Miscellaneous Docket Applications (Applications unrelated to active docketed appeals)



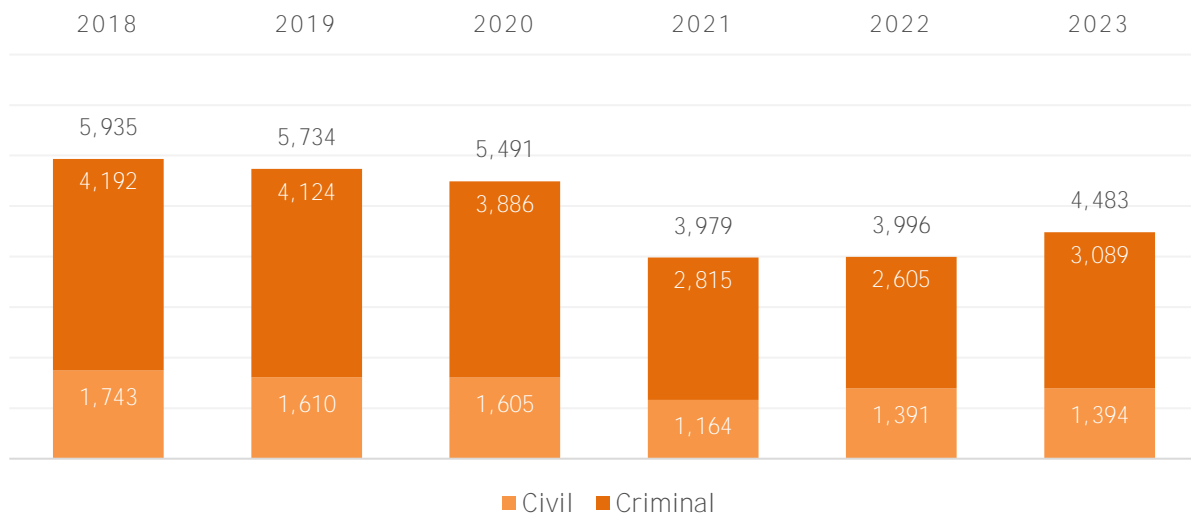
Wiretap Applications by Docketing District



* Middle District wiretap applications are maintained in the Eastern District office.



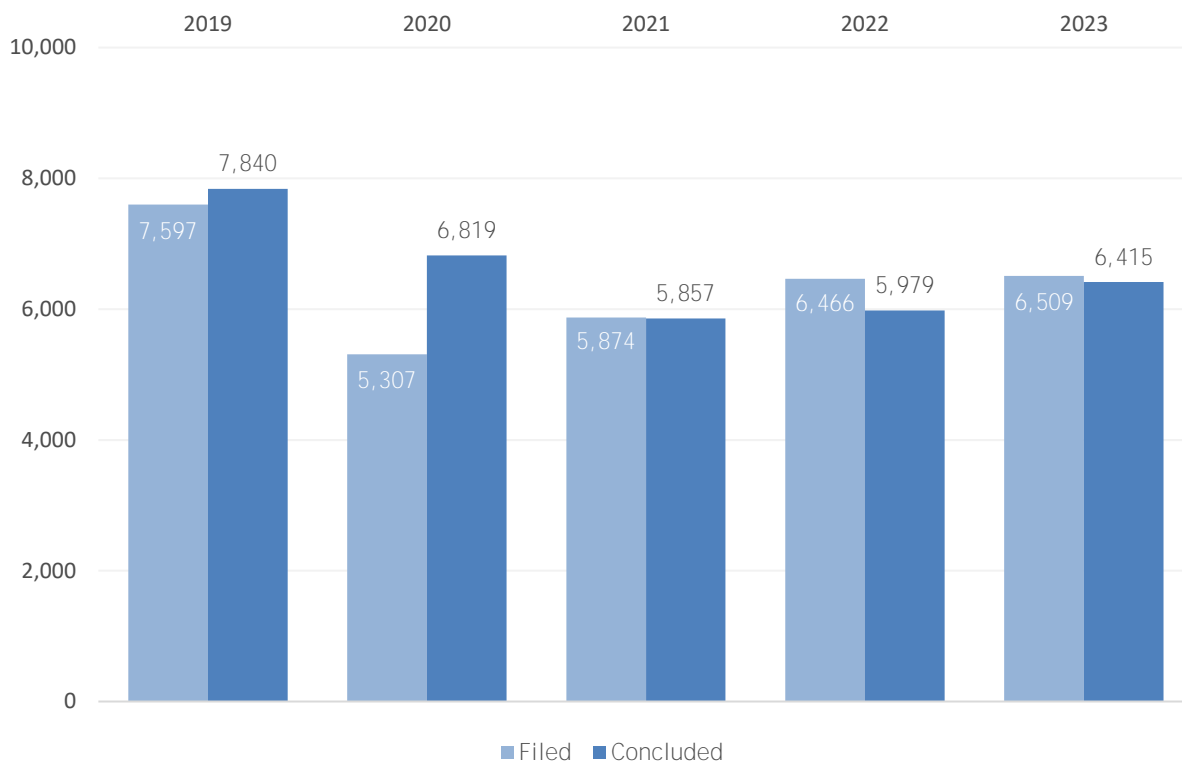
Appeals Pending as of January 1



	2018	2019	2020	2021	2022	2023
Civil Appeals Pending 1/1	1,743	1,610	1,605	1,164	1,391	1,394
Criminal Appeals Pending 1/1	4,192	4,124	3,886	2,815	2,605	3,089
Total	5,935	5,734	5,491	3,979	3,996	4,483
Civil Appeals Pending 12/31	1,610	1,605	1,164	1,391	1,394	1,566
Criminal Appeals Pending 12/31	4,124	3,886	2,815	2,605	3,089	3,011
Total	5,734	5,491	3,979	3,996	4,483	4,577



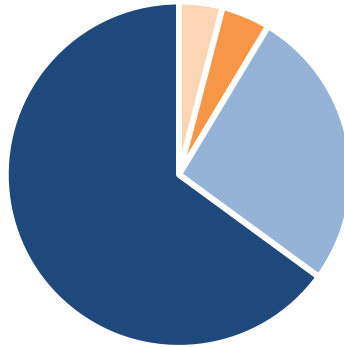
Appeals Filed and Concluded



	2019	2020	2021	2022	2023
Civil Appeals Filed	2,939	2,014	2,533	2,623	2,790
Criminal Appeals Filed	4,658	3,293	3,341	3,843	3,719
Total	7,597	5,307	5,874	6,466	6,509
Civil Appeals Concluded	2,944	2,455	2,306	2,620	2,618
Criminal Appeals Concluded	4,896	4,364	3,551	3,359	3,797
Total	7,840	6,819	5,857	5,979	6,415

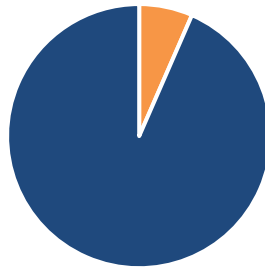


Decisions in 2023



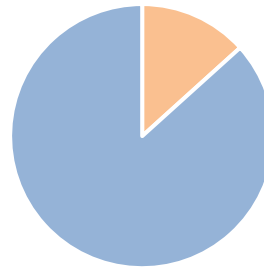
- Civil Published
- Criminal Published
- Civil Unpublished
- Criminal Unpublished

Criminal Decisions in 2023



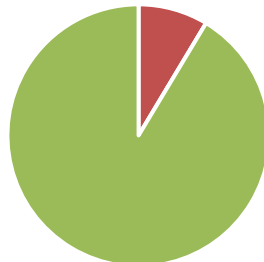
- Published - 7%
- Unpublished - 93%

Civil Decisions in 2023



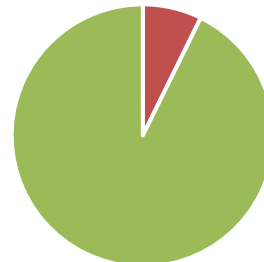
- Published - 13%
- Unpublished - 87%

Total Decisions in 2023



- Total Published - 9%
- Total Unpublished - 91%

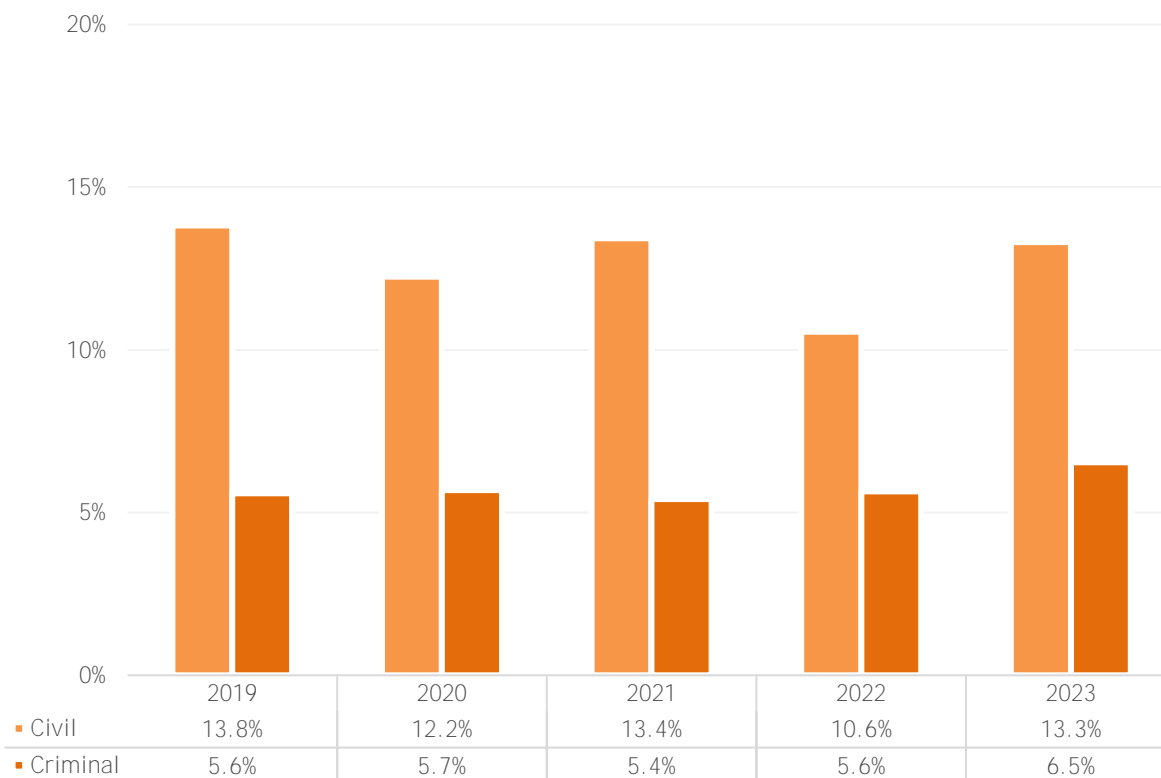
Average Since 2019



- Average Published - 8%
- Average Unpublished - 92%



Share of Published Decisions Among Filed Decisions

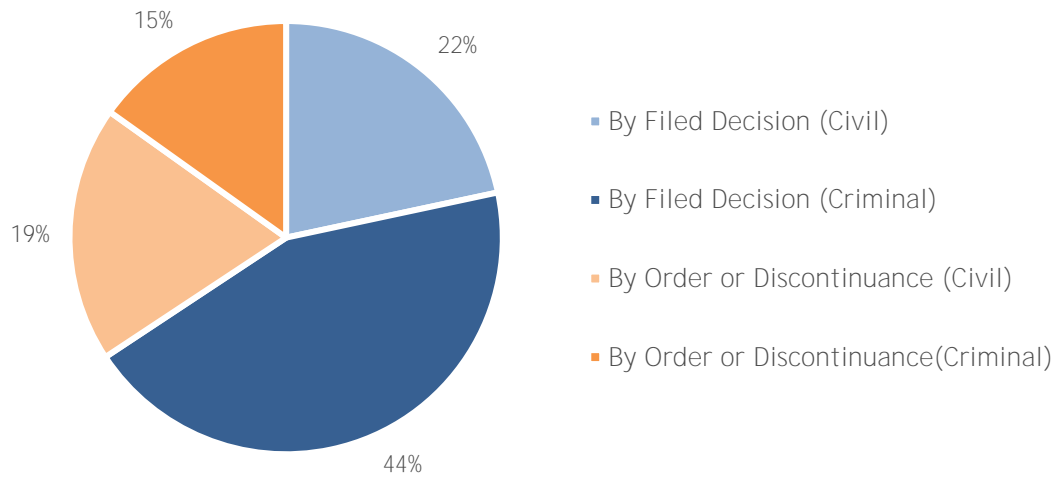


	2019	2020	2021	2022	2023
Civil Precedential	179	140	133	115	133
Criminal Precedential	191	160	123	109	149
Total Precedential	370	300	256	224	282
Civil Non-Precedential	1,116	1,003	857	974	866
Criminal Non-Precedential	3,227	2,652	2,150	1,821	2,127
Total Non-Precedential	4,343	3,655	3,007	2,795	2,993
Total Filed Decisions *	4,713	3,955	3,263	3,019	3,275

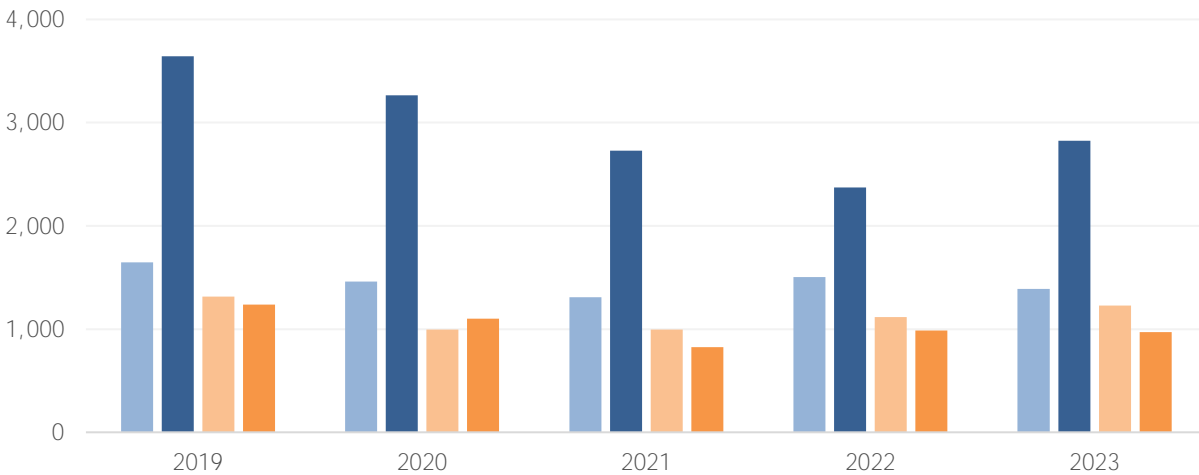
* The total of filed decisions was calculated by totaling this Court's published opinions, opinions *per curiam*, memorandum decisions, and judgment orders.



Dispositions by Type in 2023



Number of Dispositions per Year by Type

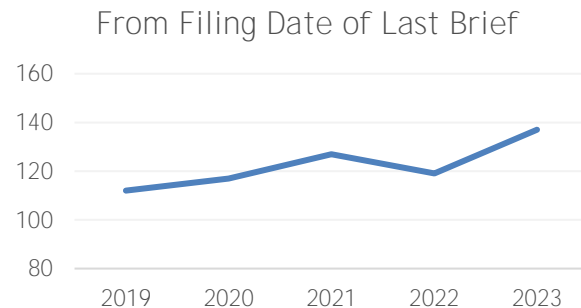
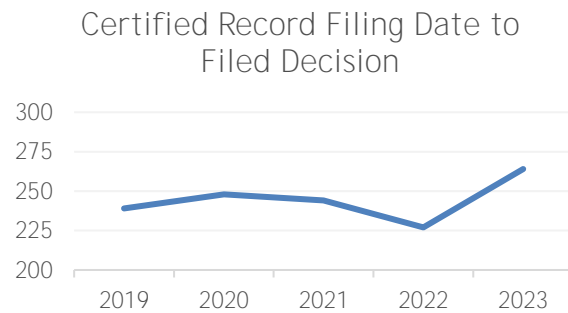
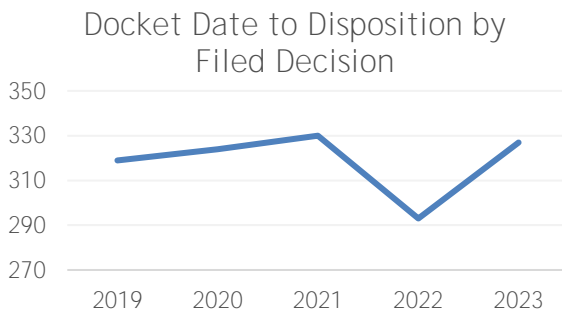
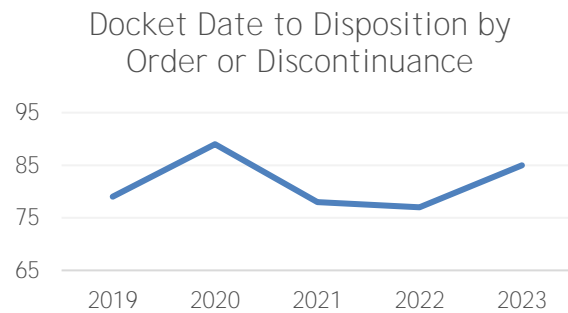
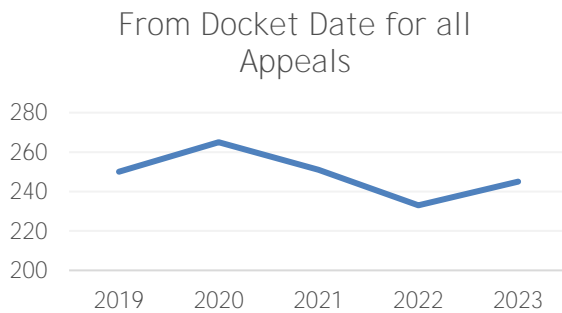
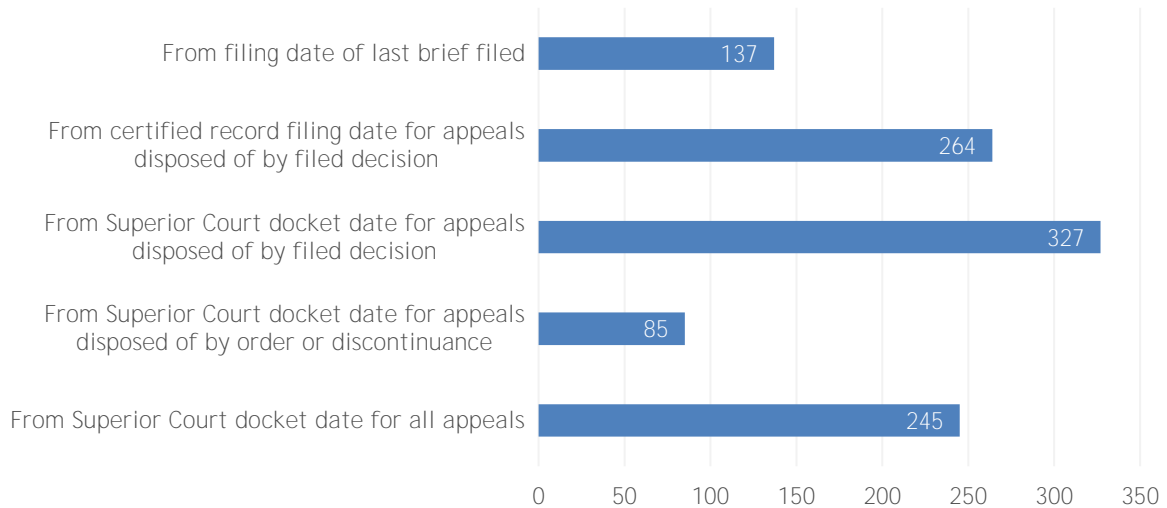


	2019	2020	2021	2022	2023
Filed Decision (Civil) ●	1,646	1,459	1,309	1,503	1,389
Filed Decision (Criminal) ●	3,644	3,264	2,727	2,372	2,826
Filed Decision Total *	5,290	4,723	4,036	3,876	4,215
Order or Discontinuance (Civil) ●	1,314	996	997	1,117	1,229
Order or Discontinuance (Criminal) ●	1,236	1,100	824	986	971
Order or Discontinuance Total	2,550	2,096	1,821	2,103	2,200
All Dispositions	7,840	6,819	5,857	5,979	6,415

* The filed decision total here differs from the total on Page 8 because it accounts for consolidated decisions and reflects the total number of appeals decided by written decision.

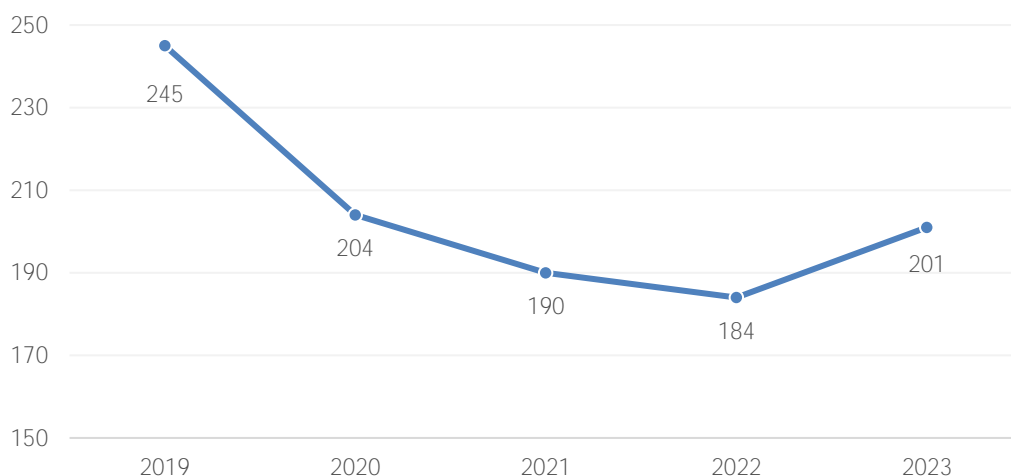


Median Number of Days to Disposition for Appeals Concluded in 2023





Filed Decisions per Judge per Year

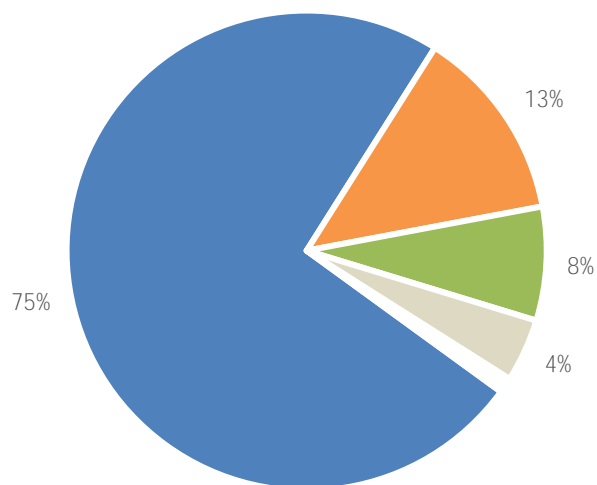


Number of Appeals by County

Adams	48	Clinton	26	Lackawanna	86	Pike	48
Allegheny	507	Columbia	16	Lancaster	166	Potter	6
Armstrong	16	Crawford	22	Lawrence	21	Schuylkill	63
Beaver	43	Cumberland	110	Lebanon	65	Snyder	24
Bedford	12	Dauphin	198	Lehigh	134	Somerset	20
Berks	183	Delaware	239	Luzerne	166	Sullivan	11
Blair	86	Elk	3	Lycoming	57	Susquehanna	4
Bradford	39	Erie	152	McKean	33	Tioga	10
Bucks	206	Fayette	61	Mercer	31	Union	17
Butler	48	Forest	8	Mifflin	12	Venango	36
Cambria	54	Franklin	68	Monroe	92	Warren	19
Cameron	1	Fulton	15	Montgomery	373	Washington	76
Carbon	23	Greene	32	Montour	2	Wayne	24
Centre	51	Huntingdon	33	Northampton	108	Westmoreland	106
Chester	170	Indiana	29	Northumberland	43	Wyoming	11
Clarion	21	Jefferson	42	Perry	19	York	209
Clearfield	32	Juniata	4	Philadelphia	1,786	TOTAL	6,509



Action by Superior Court in Filed Decisions in 2023

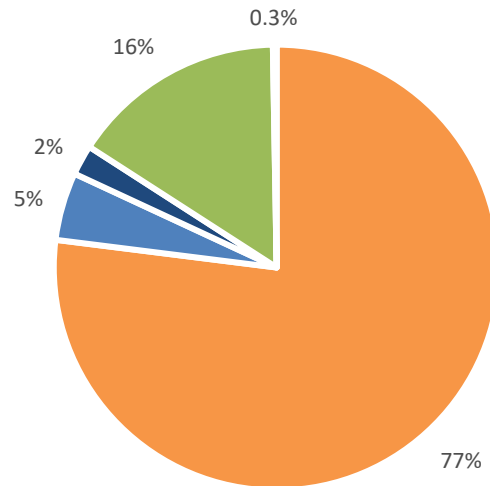


■ Affirmed
 ■ Reversed
 ■ Affirmed in Part, Reversed in Part
 ■ Quashed, Dismissed, or Transferred

	2019	2020	2021	2022	2023
Affirmed (Precedential)	262	192	162	126	175
Affirmed (Non-Precedential)	3,805	3,459	2,909	2,868	2,943
Affirmed Total	4,067	3,651	3,071	2,995	3,118
Reversed (Precedential)	116	117	92	85	109
Reversed (Non-Precedential)	502	449	440	399	442
Reversed Total	618	566	532	483	551
Affirmed in Part, Reversed in Part (Precedential)	44	33	47	31	49
Affirmed in Part, Reversed in Part (Non-Precedential)	206	173	192	185	274
Affirmed in Part, Reversed in Part Total	250	206	239	216	323
Quashed, Dismissed, Transferred (Precedential)	19	7	18	6	7
Quashed, Dismissed, Transferred (Non-Precedential)	311	265	158	149	173
Quashed, Dismissed, Transferred Total	330	272	176	155	180
Other (Precedential)	2	0	0	1	0
Other (Non-Precedential)	23	28	18	16	43
Other Total	25	28	18	17	43



Applications for Reconsideration or Reargument in 2023

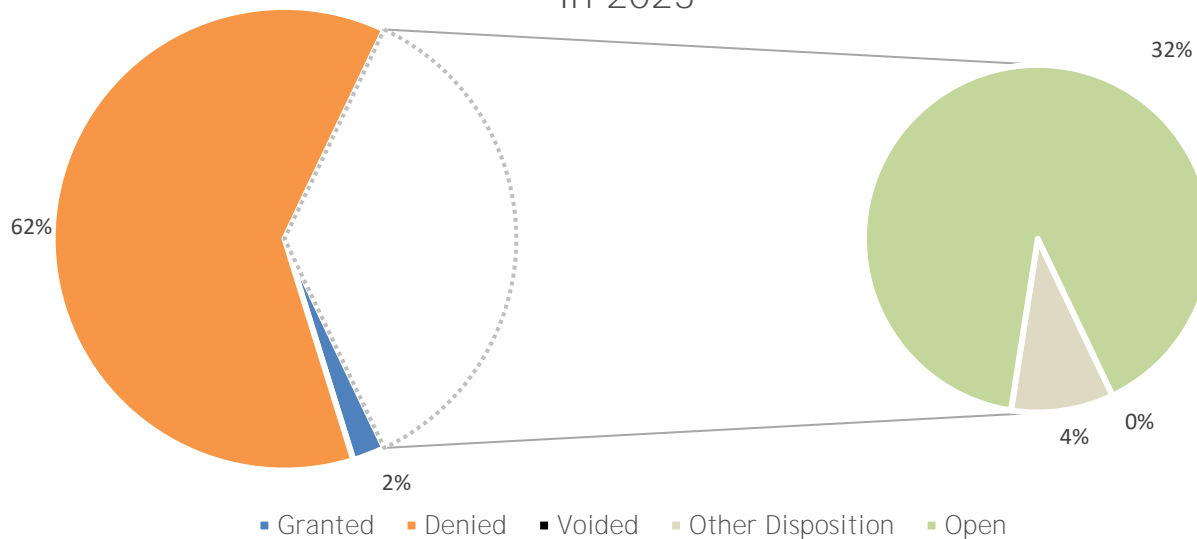


■ Denied
 ■ Granted Reargument
 ■ Granted Panel Reconsideration
 ■ Untimely or Moot
 ■ Other Disposition

Treatment	Count	Percent
Denied	281	76.78%
Granted Reargument	18	4.93%
Granted Panel Reconsideration	8	2.18%
Untimely or Moot	57	15.57%
Other Disposition	1	.2%
Withdrawn	1	.2%
TOTAL	366	100%



Supreme Court Treatment of Petitions for Allowance of Appeal from Superior Court Decisions in 2023

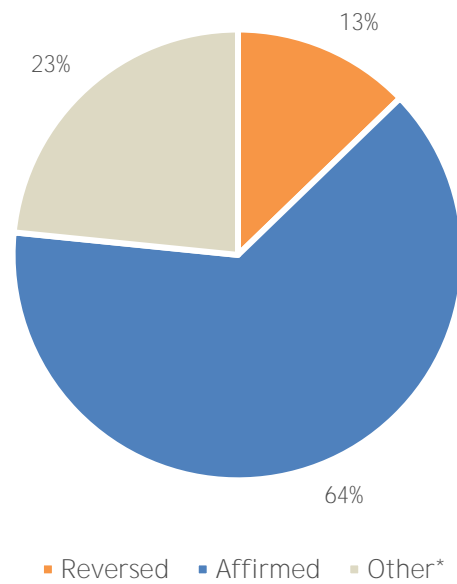


Petitions for Allowance of Appeal	2019	2020	2021	2022	2023
Allocatur Petitions Filed	1,738	1,448	1,411	1,081	1,227
Granted	59	35	39	50	38
Denied	1,539	1,476	1,370	1,127	1,031
Voided	5	5	2	1	0
Other Disposition *	70	52	74	45	57
Open	733	616	524	437	540

* In 2023, this category included 16 discontinued, 19 vacated/remanded, 18 limited grants and 4 administrative closures.



Supreme Court Disposition of Allowed Appeals from Superior Court Decisions in 2023

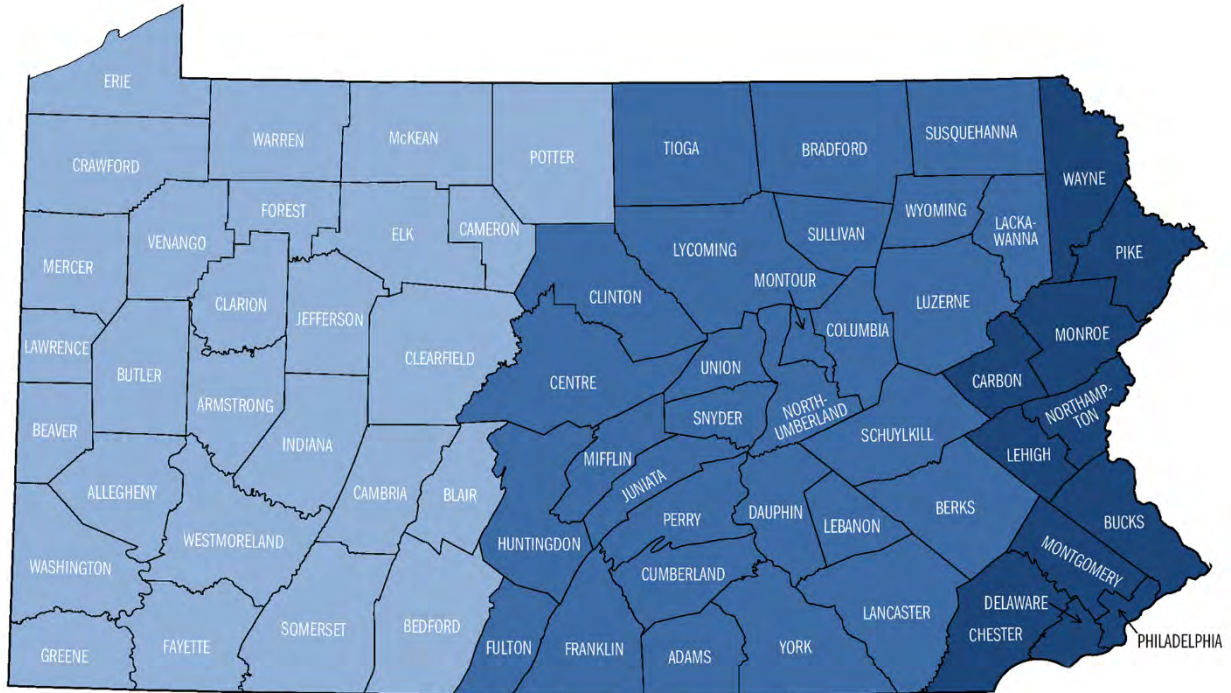


Disposition	2019	2020	2021	2022	2023
Reversed	21	24	29	6	6
Affirmed	32	48	30	12	30
Other *	11	15	31	20	11
TOTAL	64	87	90	38	47

* Includes 1 affirmed/reversed/remanded, 1 discontinued, 3 improvidently granted, 1 reversed in part, 4 vacated/remanded, and 1 vacated.



Composition of Districts



Western District ●

Pittsburgh

Allegheny, Armstrong, Beaver, Bedford, Blair, Butler, Cambria, Cameron, Clarion, Clearfield, Crawford, Elk, Erie, Fayette, Forest, Greene, Indiana, Jefferson, Lawrence, McKean, Mercer, Potter, Somerset, Venango, Warren, Washington, Westmoreland

Middle District ●

Harrisburg

Adams, Berks, Bradford, Centre, Clinton, Columbia, Cumberland, Dauphin, Franklin, Fulton, Huntingdon, Juniata, Lackawanna, Lancaster, Lebanon, Luzerne, Lycoming, Mifflin, Montour, Northumberland, Perry, Schuylkill, Snyder, Sullivan, Susquehanna, Tioga, Union, Wyoming, York

Eastern District ●

Philadelphia

Bucks, Carbon, Chester, Delaware, Lehigh, Monroe, Montgomery, Northampton, Philadelphia, Pike, Wayne

