2015 Caseload Statistics of the Unified Judicial System of Pennsylvania

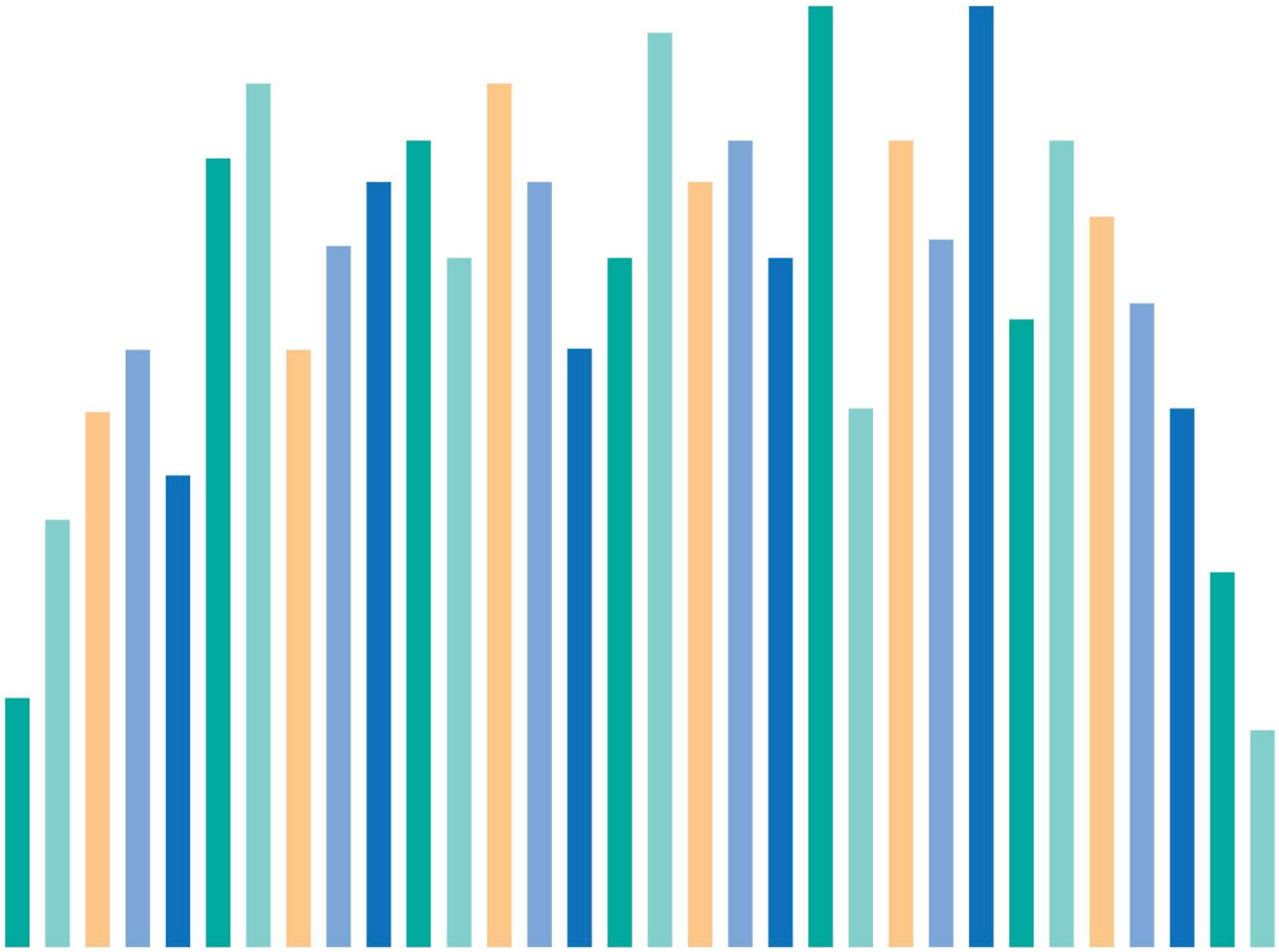

AOPC
RESEARCH

SUPREME COURT OF PENNSYLVANIA
THOMAS B. DARR
COURT ADMINISTRATOR OF PENNSYLVANIA

Department of Research & Statistics

Kim E. Nieves, Ph.D.
Director

Laurie A. Sacerdote
Research Analyst

Yan Liu
Statistical Analyst

Rose Mary Figazzotto
Research Assistant

Please visit the AOPC website for data updates, data corrections, and data from prior years (1993 - 2014).

www.pacourts.us

Appellate Courts

Supreme Court 2
Supreme Court Glossary 4
Superior Court 5
Commonwealth Court 6

County Classifications & Judgeships 8

Common Pleas Courts

Criminal Caseload (CPCMS)

Criminal State Totals 10
Available for Processing 11
New Cases by Offense Type 13
Processed 15
Age of Pending Cases 19
Criminal Glossary 21

Civil Caseload - Civil Action & Civil Other

Civil State Totals 24
Filings 26
Docketed Cases by Case Type 28
Breakdown of Case Types
Processed 32
Age of Pending Civil Actions 36
Civil Glossary 40

Domestic Relations Section

PFA State Totals 46
Filings 47
Processed 49
PFA Glossary 53

Support & Paternity State Totals 54
PACSES Note 55
Spousal & Child Support 56
Support Glossary 58

Paternity Acknowledgements Filed 59
Paternity Established/Pending 61
Paternity Glossary 63

Custody & Divorce State Totals 64
Custody/Partial Custody/Visitation 65
Custody Glossary 67

Divorce 68
Divorce Glossary 70

Juvenile Delinquency Filings 71

Juvenile Dependency (CPCMS)

Dependency State Totals 72

Pending Adjudication

Abuse/Neglect

Available for Processing 73
Processed 75

Status Offenses

Available for Processing 77
Processed 79

Adjudicated Dependent

Abuse/Neglect

Available for Processing 81
Court Supervision Terminated 83

Status Offenses

Available for Processing 85
Court Supervision Terminated 87

Dependency Glossary 89

Orphans' Court Caseload

Orphans' Court State Totals 92

Accounts 93
Accounts Glossary 95

Adoptions 96
Adoptions Glossary 98

Relinquishments/Terminations 99
Relinquishments Glossary 101

Appointment of Guardians 102
Guardianship Glossary 104

Jury

Jury State Totals 106
Jury Yield 107
Jury Utilization 111
Jury Costs 112
Jury Glossary 115

Limited Jurisdiction Courts

Magisterial District Judge

Criminal
- State Totals 118
- Available for Processing 119
- New Criminal Cases by Offense Type 121
- Processed and Inactive 125
- Age of Pending Cases 129

Private Summary Complaints
- State Totals 131
- Available for Processing 132
- Processed and Inactive 134
- Age of Pending Cases 138

Private Criminal Complaints
- State Totals 140
- Available for Processing 141
- Processed and Inactive 143
- Age of Pending Cases 147

Traffic
- State Totals 149
- Available for Processing 150
- Processed and Inactive 152
- Age of Pending Cases 156

Non-Traffic
- State Totals 158
- Available for Processing 159
- Processed and Inactive 161
- Age of Pending Cases 165

Arrest Warrants
- State Totals 167
- Criminal
  - Pre-Dispositional 168
  - Post-Dispositional 170
- Private Summary Complaints
  - Pre-Dispositional 172
  - Post-Dispositional 174
- Private Criminal Complaints
  - Pre-Dispositional 176
  - Post-Dispositional 178
- Traffic
  - Pre-Dispositional 180
  - Post-Dispositional 182
- Non-Traffic
  - Pre-Dispositional 184
  - Post-Dispositional 186

Civil
- State Totals 188
- Available for Processing 189
- Processed and Inactive 191
- Age of Pending Cases 195

Landlord/Tenant
- State Totals 197
- Available for Processing 198
- Processed and Inactive 200
- Age of Pending Cases 204

Orders of Execution & Possession 206

Emergency Protection From Abuse 207

Magisterial District Judge Glossary 209

Philadelphia Municipal Court 212

Philadelphia Municipal Court - Traffic Division 213

The Appellate Courts

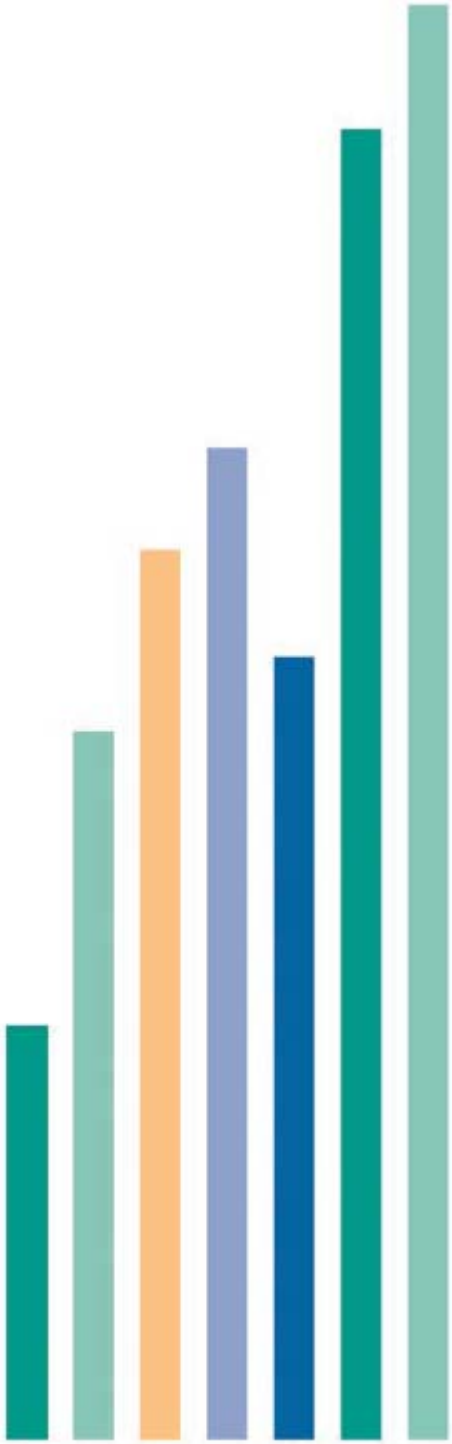

SUPREME COURT OF PENNSYLVANIA

APPEALS, ALLOCATURS AND PETITIONS

NUMBER FILED AND PENDING: JANUARY 1, 2015 THROUGH DECEMBER 31, 2015

APPEAL DOCKET

Direct Appeals	
Capital Cases	15
Number from Commonwealth Court	63
Number from Common Pleas Court	15
Transferred from Commonwealth/Superior Court	3
Number from Court of Judicial Discipline	2
Certification Granted	1
Appeals by Allowance	73
Total	**172**
Appeals Pending as of 12/31/15 (includes prior years)	138

ALLOCATUR DOCKET

Petitions for Allowance of Appeal	2,202
Petitions Pending as of 12/31/15 (includes prior years)	743

MISCELLANEOUS DOCKET

Petitions for Review	201
Original Jurisdiction	176
Petitions for King's Bench Review	59
Petitions for Certification of Questions of Law	1
Total	**437**
Miscellaneous Pending as of 12/31/15 (includes prior years)	57

ANCILLARY FILINGS

Capital	75
Appeal	492
Allocatur	1,469
Miscellaneous	668
Total	**2,704**
Ancillary Pending as of 12/31/15 (includes prior years)	101

SUPREME COURT OF PENNSYLVANIA

APPEALS, ALLOCATURS AND PETITIONS
ADJUDICATIONS: JANUARY 1, 2015 THROUGH DECEMBER 31, 2015

	Per Curiam	Full Opinion	Discontinued/ Withdrawn	Total
CAPITAL DOCKET	1	16	0	**17**
APPEAL DOCKET (EXCLUDING CAPITAL)	133	91	30	**254**
ALLOCATUR DOCKET	2,200	9	28	**2,237**
MISCELLANEOUS DOCKET	409	2	9	**422**
Petitions for Review	*187*	*1*	*5*	***193***
Original Jurisdiction	*163*	*0*	*4*	***167***
Petitions for King's Bench Review	*56*	*1*	*2*	***59***
Petitions for Certification of Questions of Law	*1*	*0*	*0*	***1***
Board of Law Examiners	*2*	*0*	*0*	***2***

DISCIPLINARY MATTERS (DD3 - DISCIPLIANRY DOCKET 3)

Per Curiam	129
Full Opinion	0
Other - Administrative Closures	28
Total	157

DISCIPLINARY MATTERS BY TYPE:

Disbarments	*19*
Disbarments on Consent	*18*
Public Censures	*2*
Reinstatements on DD3 Docket	*17*
Suspensions	*34*
Inactive	*11*
Order	*2*
Referred to Disciplinary Board	*1*
Reinstatements Denied	*1*
Temporary Suspension	*18*
Probation	*3*
Orders Granting Joint Petition	*3*
Administrative Closures	*28*
ATTORNEY REINSTATEMENT DOCKET	89
Total	**246**

ANCILLARY FILINGS

Disposed by Docket Type:

Capital	84
Appeal	535
Allocatur	1,493
Miscellaneous	668
Total	**2,780**

Note: In 2015, 109 matters were disposed of by 76 opinions.

SUPREME COURT

Allocatur Docket	The docket for petitions seeking discretionary review of decisions by the intermediate appellate courts (i.e. the Commonwealth Court in its appellate capacity or Superior Court).
Ancillary Petition	A petition filed on an open docket seeking relief apart from the requested relief on the merits (e.g., a petition for an extension of time to file a response).
Capital Case	A case wherein a capital sentence has been imposed by a court of common pleas.
Direct Appeal	An appeal directly to the Supreme Court from the trial court that is authorized by the constitution or statute.
Disciplinary Matter	A matter that involves attorney disciplinary cases as prosecuted by the Office of Disciplinary Counsel.
King's Bench Review	A discretionary review undertaken by the Supreme Court of a matter pending in a lower tribunal. Such review can be by way of petition or by the Court's own initiative.
Opinion	The Court's disposition of a case containing a written explanation of its rationale.
Petition for Allowance of Appeal (PAA)	An appeal which seeks to invoke the Court's discretionary jurisdiction to appeal.
Per Curiam	Translate as "By the Court" and refers to an action of the whole court as opposed to an opinion or order by an individual Justice or Justices.
Petition for Review	Petitions filed seeking review of a government agency or lower court. They are filed under Rule 123 or under Chapter 15 of the Pennsylvania Rules of Appellate Procedure.
Rule 213 Order	Refers to the Rule of Disciplinary Enforcement 213 governing the Supreme Court's enforcement of a subpoena in a disciplinary proceeding.
Summary Disposition	The Court's disposition of a case without seeking brief or argument; occurs when the right of the applicant is clear and the Court's decision needs little or no explanation.
Supreme Court Original Jurisdiction	The limited jurisdiction described in the Judicial Code at 42 Pa.C.S. § 721, which includes habeas corpus, action in mandamus and prohibition directed to courts of inferior jurisdiction, and actions in quo warranto.

Appeals Pending, Filed & Concluded

	Total	Civil	Criminal
Appeals Pending 1/1/15	5,723	1,778	3,945
New Appeals Filed in 2015	8,162	3,209	4,953
Appeals Concluded in 2015	7,990	3,146	4,844
By Filed Decision	5,398	1,757	3,641
By Order or Discontinuance	2,592	1,389	1,203
Appeals Pending 12/31/15	5,895	1,841	4,054

Opinions Filed

Published Opinions 2015	274	155	119
Non-Published Opinions 2015	4,672	1,448	3,224
Total	4,946	1,603	3,343

COMMONWEALTH COURT OF PENNSYLVANIA

CASES PENDING 1/1/15		**3,918**
CASES FILED IN 2015		**4,349 ***
Original Jurisdiction	613	
Appeals from Common Pleas Court	1,218	
Appeals from Administrative Agencies	1,580	
Appeals under Fiscal Code	885	
Discretionary Appeals	30	
Combined Original/Appellate Matters	3	
Miscellaneous	20	
CASES DISPOSED IN 2015		**4,144**
Majority Opinions	1,105	
Consolidated Cases	79	
Stipulation for Judgment	627	
Withdrawn/Dismissed/Remanded	2,074	
Transferred	62	
Other	197	
CASES PENDING 12/31/15		**4,123**

(R) - Revised
* Certain miscellaneous and dual jurisdiction cases are excluded.

County Classifications & Judgeships

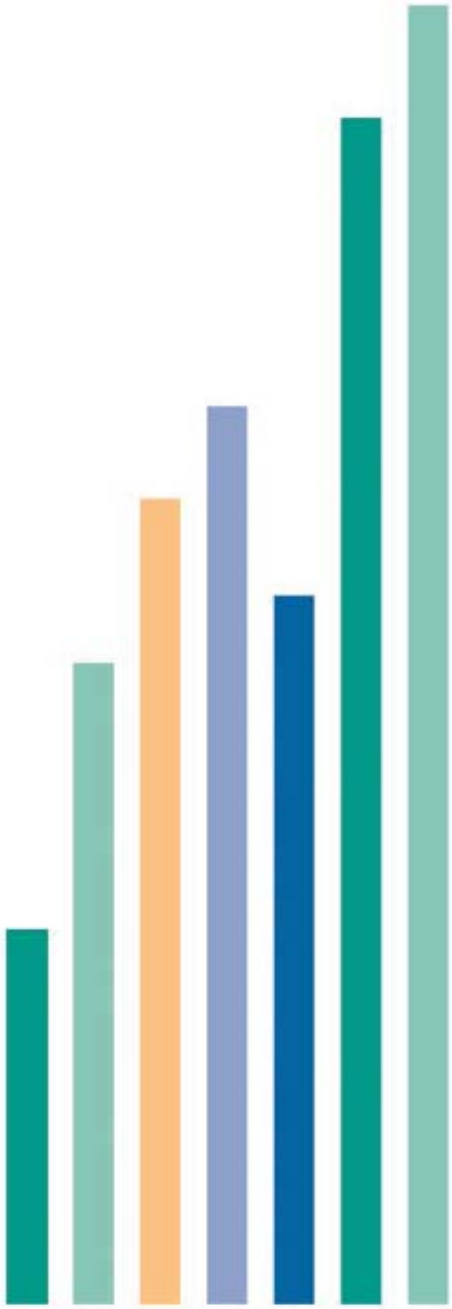

COUNTY CLASS, COUNTY POPULATION, TRIAL COURT & MAGISTERIAL DISTRICT JUDGE COMPLEMENTS

County	County Class	2010 Population (a)	Authorized Trial Court Judgeships (b)	Authorized Limited Jurisdiction Positions (b)
Adams	**5**	101,407	4	4
Allegheny	**2**	1,223,348	43	46
Armstrong	**6**	68,941	2	4
Beaver	**4**	170,539	7	9
Bedford	**6**	49,762	2	4
Berks	**3**	411,442	13	17
Blair	**5**	127,089	5	6
Bradford	**6**	62,622	2	4
Bucks	**2A**	625,249	13	20
Butler	**4**	183,862	6	7
Cambria	**4**	143,679	5	8
Cameron	**8**	5,085	1	3
Carbon	**6**	65,249	3	4
Centre	**4**	153,990	4	6
Chester	**3**	498,886	14	17
Clarion	**6**	39,988	1	4
Clearfield	**6**	81,642	2	4
Clinton	**6**	39,238	2	3
Columbia	**6**	67,295	2	5
Crawford	**6**	88,765	3	5
Cumberland	**3**	235,406	6	10
Dauphin	**3**	268,100	10	15
Delaware	**2A**	558,979	20	32
Elk	**6**	31,946	See Cameron	
Erie	**3**	280,566	9	15
Fayette	**4**	136,606	5	7
Forest	**8**	7,716	2	4
Franklin	**4**	149,618	5	10
Fulton	**8**	14,845	See Franklin	
Greene	**6**	38,686	2	3
Huntingdon	**6**	45,913	1	3
Indiana	**6**	88,880	3	4
Jefferson	**6**	45,200	1	3
Juniata	**7**	24,636	2	5
Lackawanna	**3**	214,437	9	10
Lancaster	**3**	519,445	15	19
Lawrence	**5**	91,108	4	5
Lebanon	**5**	133,568	4	6
Lehigh	**3**	349,497	10	14
Luzerne	**3**	320,918	10	16
Lycoming	**5**	116,111	5	6
McKean	**6**	43,450	2	4
Mercer	**5**	116,638	4	5
Mifflin	**6**	46,682	2	3
Monroe	**4**	169,842	6	10
Montgomery	**2A**	799,874	23	29
Montour	**8**	18,267	See Columbia	
Northampton	**3**	297,735	9	14
Northumberland	**5**	94,528	3	4
Perry	**6**	45,969	See Juniata	
Philadelphia	**1**	1,526,006	93	0
Pike	**6**	57,369	2	4
Potter	**8**	17,457	1	3
Schuylkill	**4**	148,289	6	7
Snyder	**7**	39,702	2	4
Somerset	**6**	77,742	3	5
Sullivan	**8**	6,428	1	4
Susquehanna	**6**	43,356	1	3
Tioga	**6**	41,981	1	3
Union	**7**	44,947	See Snyder	
Venango	**6**	54,984	2	3
Warren	**6**	41,815	See Forest	
Washington	**4**	207,820	6	11
Wayne	**6**	52,822	1	3
Westmoreland	**3**	365,169	11	17
Wyoming	**7**	28,276	See Sullivan	
York	**3**	434,972	15	19
Total		***12,702,379***	***451***	***522***

(a) Source: U.S. Census Bureau.

(b) Authorized Trial Court Judgeships and Magisterial District Judge positions as of December 2015.

Common Pleas Case Management System (CPCMS)

Criminal Caseload

2015 Common Pleas State Totals
Criminal Caseload

Cases Pending 1/1/15	**79,130** (R)
New Cases Filed	167,012
Refiled/Reopened Cases	10,531
Cases Available for Processing	**256,673**
Cases Processed	**175,391**
Cases Pending 12/31/15	**81,282**
Cases Awaiting Sentence	7,278

Age of Pending Cases

0- 60 Days	26,349	*32.4%*
61-120 Days	19,103	*23.5%*
121-180 Days	11,104	*13.7%*
181-240 Days	6,807	*8.4%*
241-300 Days	4,507	*5.5%*
301-360 Days	3,128	*3.8%*
Over 360 Days	10,284	*12.7%*
Total	**81,282**	

New Cases Filed By Offense Type:

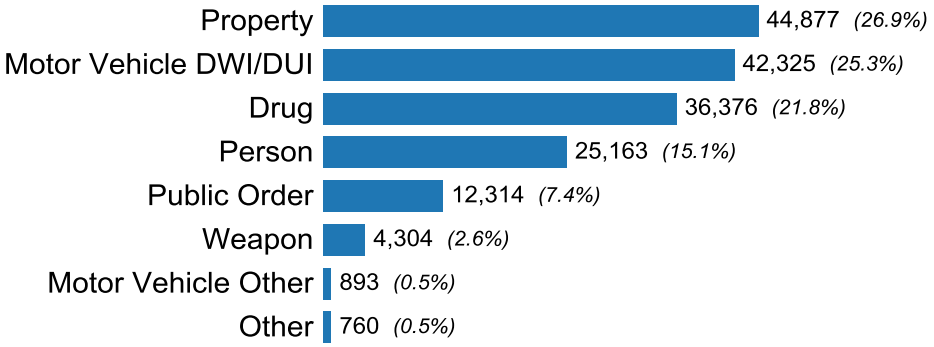

Processed By:

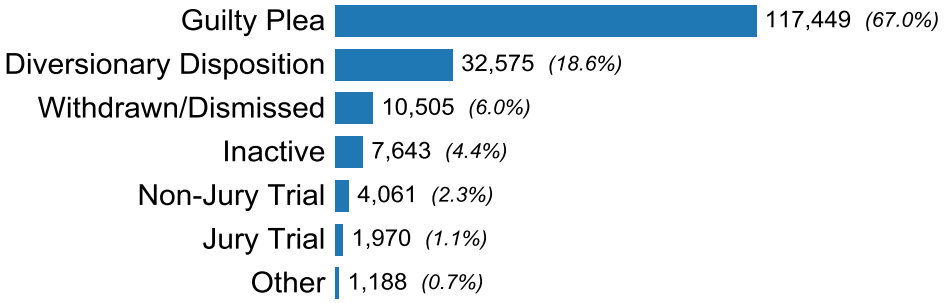

(R) - Revised

	Begin Pending	New Cases Filed	Refiled/ Reopened Cases	Cases Available for Processing	Cases Processed	End Pending	Cases Awaiting Sentence
1st Class County							
Philadelphia	11,344	13,140	833	25,317	14,743	10,574	1,084
2nd Class County							
Allegheny	7,398	15,997	1,087	24,482	17,272	7,210	358
2A Class Counties							
Bucks	2,283	8,157	579	11,019	8,605	2,414	280
Delaware	2,612	7,577	623	10,812	8,246	2,566	73
Montgomery	6,272	9,358	623	16,253	10,081	6,172	262
3rd Class Counties							
Berks	3,077	6,176	528	9,781	6,782	2,999	23
Chester	1,511	4,693	179	6,383	4,722	1,661	116
Cumberland	1,757	3,161	140	5,058	3,312	1,746	195
Dauphin	4,276	6,849	403	11,528	6,669	4,859	65
Erie	1,519	3,506	169	5,194	3,445	1,749	152
Lackawanna	740	2,201	129	3,070	2,286	784	378
Lancaster	2,602	5,076	243	7,921	5,092	2,829	27
Lehigh	1,525	4,675	224	6,424	5,069	1,355	82
Luzerne	2,526	4,498	360	7,384	4,881	2,503	424
Northampton	1,299	4,085	211	5,595	4,153	1,442	73
Westmoreland	2,556	5,891	260	8,707	5,705	3,002	93
York	2,891	7,834	690	11,415	7,986	3,429	156
4th Class Counties							
Beaver	925	2,474	288	3,687	2,756	931	27
Butler	1,011	2,584	170	3,765	2,626	1,139	238
Cambria	1,359	2,454	190	4,003	2,813	1,190	188
Centre	582	1,987	175	2,744	2,158	586	56
Fayette	1,210	2,238	109	3,557	2,302	1,255	109
Franklin	455	2,334	101	2,890	2,414	476	68
Monroe	765	2,481	148	3,394	2,568	826	298
Schuylkill	1,563	2,620	110	4,293	2,335	1,958	14
Washington	1,697	3,246	122	5,065	3,440	1,625	29
5th Class Counties							
Adams	360	1,382	86	1,828	1,402	426	56
Blair	1,295	2,542	119	3,956	2,794	1,162	99
Lawrence	522	1,104	162	1,788	1,254	534	113
Lebanon	943	2,256	128	3,327	2,381	946	368
Lycoming	657	2,171	44	2,872	1,966	906	175
Mercer	570	1,438	171	2,179	1,599	580	102
Northumberland	748	1,172	53	1,973	1,373	600	41

	Begin Pending	New Cases Filed	Refiled/ Reopened Cases	Cases Available for Processing	Cases Processed	End Pending	Cases Awaiting Sentence
6th Class Counties							
Armstrong	455	1,066	29	1,550	1,024	526	82
Bedford	265	670	69	1,004	653	351	21
Bradford	265	827	82	1,174	889	285	97
Carbon	585	1,500	91	2,176	1,391	785	137
Clarion	245	557	7	809	622	187	39
Clearfield	305	886	19	1,210	818	392	32
Clinton	140	559	112	811	603	208	38
Columbia	906	901	81	1,888	1,093	795	105
Crawford	369	1,186	36	1,591	1,147	444	190
Elk	290	365	7	662	507	155	2
Greene	136	367	28	531	395	136	22
Huntingdon	323	630	33	986	670	316	50
Indiana	459	1,181	84	1,724	1,296	428	37
Jefferson	184	618	44	846	633	213	27
McKean	224	615	29	868	681	187	23
Mifflin	126	701	25	852	706	146	15
Perry	231	505	14	750	519	231	19
Pike	230	651	38	919	622	297	59
Somerset	467	1,004	49	1,520	990	530	151
Susquehanna	217	372	9	598	439	159	23
Tioga	207	492	26	725	468	257	27
Venango	211	680	28	919	670	249	76
Warren	179	491	19	689	481	208	26
Wayne	124	396	11	531	370	161	1
7th Class Counties							
Juniata	98	228	10	336	228	108	13
Snyder	261	403	15	679	410	269	23
Union	168	371	25	564	425	139	19
Wyoming	215	557	12	784	525	259	37
8th Class Counties							
Cameron	39	68	1	108	84	24	6
Forest	26	56	5	87	75	12	1
Fulton	59	220	9	288	229	59	10
Montour	130	197	9	336	189	147	14
Potter	110	268	17	395	246	149	28
Sullivan	31	67	1	99	63	36	6

Common Pleas Criminal - 2015 New Cases By Offense Type

	Property	Motor Vehicle DWI/DUI	Drug	Person	Public Order	Weapon	Motor Vehicle Other	Other	Total	% of Total		
										Felony	Misdemeanor	Summary/ Ungraded
1st Class County												
Philadelphia	3,293	315	3,629	3,872	607	1,099	23	302	13,140	*21.0*	*78.9*	*0.1*
2nd Class County												
Allegheny	3,729	4,014	3,497	2,696	1,272	632	88	69	15,997	*38.1*	*61.6*	*0.3*
2A Class Counties												
Bucks	2,231	2,354	2,054	849	524	74	57	14	8,157	*30.3*	*69.6*	*0.1*
Delaware	1,859	1,763	2,067	1,048	591	170	60	19	7,577	*25.0*	*75.0*	--
Montgomery	2,980	2,690	1,866	1,038	606	111	61	6	9,358	*29.7*	*70.2*	*0.1*
3rd Class Counties												
Berks	1,592	1,276	1,616	886	577	159	41	29	6,176	*33.3*	*66.2*	*0.5*
Chester	1,054	1,850	622	759	292	76	30	10	4,693	*35.4*	*64.3*	*0.3*
Cumberland	944	1,107	443	437	170	43	13	4	3,161	*32.5*	*67.3*	*0.1*
Dauphin	1,648	1,545	1,495	1,242	700	169	29	21	6,849	*28.3*	*71.3*	*0.5*
Erie	1,094	1,036	466	566	235	93	10	6	3,506	*37.8*	*62.1*	*0.2*
Lackawanna	458	551	549	400	197	23	19	4	2,201	*35.8*	*64.0*	*0.2*
Lancaster	1,691	1,486	687	731	336	98	33	14	5,076	*22.2*	*77.8*	--
Lehigh	1,140	1,606	957	493	337	95	37	10	4,675	*31.5*	*68.5*	--
Luzerne	1,390	1,194	836	555	407	87	22	7	4,498	*33.7*	*66.1*	*0.2*
Northampton	893	1,280	972	561	291	44	39	5	4,085	*29.4*	*70.6*	--
Westmoreland	1,926	1,312	1,315	775	348	146	32	37	5,891	*26.1*	*73.9*	--
York	2,243	2,126	1,711	953	586	147	40	28	7,834	*24.2*	*75.8*	--
4th Class Counties												
Beaver	792	642	464	305	173	71	22	5	2,474	*31.8*	*68.0*	*0.2*
Butler	852	731	527	287	140	26	10	11	2,584	*34.6*	*65.4*	--
Cambria	664	660	513	374	189	39	9	6	2,454	*25.7*	*74.3*	--
Centre	443	531	579	224	166	24	18	2	1,987	*23.4*	*69.9*	*6.6*
Fayette	621	475	519	268	312	30	7	6	2,238	*32.4*	*67.5*	*0.1*
Franklin	777	606	360	358	177	35	13	8	2,334	*23.9*	*75.5*	*0.7*
Monroe	581	915	452	286	172	56	15	4	2,481	*26.5*	*73.2*	*0.3*
Schuylkill	645	472	872	311	260	44	9	7	2,620	*35.4*	*64.2*	*0.4*
Washington	885	853	792	413	179	100	20	4	3,246	*30.9*	*68.8*	*0.3*
5th Class Counties												
Adams	233	578	262	163	113	24	9	0	1,382	*33.2*	*66.8*	--
Blair	668	523	693	400	216	31	8	3	2,542	*34.2*	*65.6*	*0.2*
Lawrence	433	281	138	124	82	35	2	9	1,104	*26.9*	*73.1*	--
Lebanon	617	414	627	340	212	31	9	6	2,256	*35.7*	*64.3*	--
Lycoming	520	650	540	228	178	35	5	15	2,171	*29.2*	*70.7*	*0.2*
Mercer	455	422	191	202	97	58	11	2	1,438	*20.5*	*79.1*	*0.5*
Northumberland	371	301	222	168	86	11	2	11	1,172	*45.0*	*54.8*	*0.3*

* In Philadelphia County, Municipal Court processes the majority of misdemeanor cases.

Common Pleas Criminal - 2015 New Cases By Offense Type

	Property	Motor Vehicle DWI/DUI	Drug	Person	Public Order	Weapon	Motor Vehicle Other	Other	Total	% of Total		
										Felony	Misdemeanor	Summary/ Ungraded
6th Class Counties												
Armstrong	280	304	268	113	75	16	3	7	1,066	*33.7*	*66.3*	--
Bedford	153	193	132	131	44	14	1	2	670	*29.4*	*70.6*	--
Bradford	195	269	162	111	70	12	1	7	827	*34.5*	*65.4*	*0.2*
Carbon	319	483	399	140	130	23	5	1	1,500	*28.1*	*71.5*	*0.4*
Clarion	144	132	160	57	51	8	3	2	557	*42.7*	*55.6*	*1.7*
Clearfield	245	301	97	142	59	34	3	5	886	*35.2*	*64.7*	*0.1*
Clinton	156	130	112	72	79	7	1	2	559	*42.2*	*57.5*	*0.3*
Columbia	221	259	239	98	60	16	7	1	901	*27.2*	*72.8*	--
Crawford	295	388	192	172	103	21	10	5	1,186	*26.0*	*74.0*	--
Elk	117	77	72	56	27	15	1	0	365	*28.7*	*70.9*	*0.4*
Greene	99	101	59	75	24	8	1	0	367	*26.2*	*73.5*	*0.3*
Huntingdon	162	162	104	133	50	14	1	4	630	*30.9*	*68.5*	*0.7*
Indiana	359	313	267	140	75	12	9	6	1,181	*37.5*	*62.4*	*0.1*
Jefferson	127	165	136	115	58	8	2	7	618	*28.5*	*71.2*	*0.3*
McKean	144	179	102	112	56	9	8	5	615	*30.6*	*68.8*	*0.6*
Mifflin	214	175	111	139	38	22	2	0	701	*26.8*	*73.1*	*0.1*
Perry	137	132	82	106	32	10	3	3	505	*32.0*	*68.0*	--
Pike	160	212	159	70	35	11	3	1	651	*20.3*	*79.5*	*0.2*
Somerset	264	339	172	148	57	20	3	1	1,004	*37.2*	*62.8*	--
Susquehanna	105	124	51	56	25	7	1	3	372	*29.1*	*70.9*	--
Tioga	132	140	102	54	47	14	2	1	492	*93.2*	*6.7*	*0.1*
Venango	186	185	96	133	58	17	2	3	680	*22.4*	*77.6*	--
Warren	165	137	57	92	25	13	2	0	491	*34.0*	*66.0*	--
Wayne	92	141	72	54	22	9	4	2	396	*27.9*	*72.0*	--
7th Class Counties												
Juniata	50	68	51	33	14	10	1	1	228	*31.5*	*68.5*	--
Snyder	160	99	45	52	25	19	3	0	403	*29.2*	*70.7*	*0.1*
Union	150	106	37	49	25	4	0	0	371	*23.9*	*76.1*	--
Wyoming	148	189	121	58	32	5	2	2	557	*44.6*	*55.4*	--
8th Class Counties												
Cameron	10	23	17	11	5	1	0	1	68	*33.9*	*66.1*	--
Forest	5	22	7	15	6	1	0	0	56	*24.3*	*75.7*	--
Fulton	46	60	64	29	16	3	2	0	220	*31.5*	*67.9*	*0.6*
Montour	47	78	28	24	17	1	2	0	197	*36.3*	*63.7*	--
Potter	52	59	58	53	38	2	2	4	268	*30.0*	*68.8*	*1.2*
Sullivan	16	21	12	8	8	2	0	0	67	*31.3*	*68.2*	*0.5*

	Guilty Plea	%	Diversionary Disposition *	%	Withdrawn/ Dismissed	%	Inactive	%
1st Class County								
Philadelphia	9,238	*62.7*	452	*3.1*	2,079	*14.1*	355	*2.4*
2nd Class County								
Allegheny	11,895	*68.9*	2,528	*14.6*	1,079	*6.2*	822	*4.8*
2A Class Counties								
Bucks	5,621	*65.3*	1,921	*22.3*	316	*3.7*	595	*6.9*
Delaware	5,944	*72.1*	1,560	*18.9*	168	*2.0*	312	*3.8*
Montgomery	7,160	*71.0*	1,758	*17.4*	233	*2.3*	698	*6.9*
3rd Class Counties								
Berks	4,214	*62.1*	1,757	*25.9*	330	*4.9*	263	*3.9*
Chester	3,275	*69.4*	1,018	*21.6*	122	*2.6*	185	*3.9*
Cumberland	2,058	*62.1*	896	*27.1*	148	*4.5*	123	*3.7*
Dauphin	4,821	*72.3*	895	*13.4*	415	*6.2*	392	*5.9*
Erie	2,212	*64.2*	777	*22.6*	192	*5.6*	133	*3.9*
Lackawanna	1,448	*63.3*	556	*24.3*	189	*8.3*	68	*3.0*
Lancaster	3,410	*67.0*	1,128	*22.2*	297	*5.8*	157	*3.1*
Lehigh	3,021	*59.6*	1,661	*32.8*	149	*2.9*	171	*3.4*
Luzerne	3,252	*66.6*	764	*15.7*	237	*4.9*	501	*10.3*
Northampton	2,695	*64.9*	1,182	*28.5*	120	*2.9*	104	*2.5*
Westmoreland	3,955	*69.3*	1,058	*18.5*	353	*6.2*	258	*4.5*
York	5,735	*71.8*	1,207	*15.1*	367	*4.6*	397	*5.0*
4th Class Counties								
Beaver	1,847	*67.0*	628	*22.8*	171	*6.2*	72	*2.6*
Butler	1,756	*66.9*	538	*20.5*	192	*7.3*	120	*4.6*
Cambria	1,867	*66.4*	622	*22.1*	175	*6.2*	90	*3.2*
Centre	1,206	*55.9*	797	*36.9*	48	*2.2*	52	*2.4*
Fayette	1,539	*66.9*	438	*19.0*	155	*6.7*	67	*2.9*
Franklin	1,716	*71.1*	413	*17.1*	179	*7.4*	67	*2.8*
Monroe	1,330	*51.8*	838	*32.6*	212	*8.3*	128	*5.0*
Schuylkill	1,424	*61.0*	396	*17.0*	262	*11.2*	184	*7.9*
Washington	2,334	*67.8*	614	*17.8*	160	*4.7*	246	*7.2*
5th Class Counties								
Adams	972	*69.3*	258	*18.4*	91	*6.5*	34	*2.4*
Blair	2,033	*72.8*	507	*18.1*	119	*4.3*	76	*2.7*
Lawrence	706	*56.3*	240	*19.1*	182	*14.5*	99	*7.9*
Lebanon	1,775	*74.5*	302	*12.7*	86	*3.6*	96	*4.0*
Lycoming	1,614	*82.1*	194	*9.9*	64	*3.3*	36	*1.8*
Mercer	833	*52.1*	459	*28.7*	217	*13.6*	62	*3.9*
Northumberland	1,014	*73.9*	172	*12.5*	48	*3.5*	115	*8.4*

* Includes other diversionary programs such as Veterans Court.

	Non-Jury Trial	%	Jury Trial	%	Other	%	Cases Processed
1st Class County							
Philadelphia	1,937	*13.1*	563	*3.8*	119	*0.8*	14,743
2nd Class County							
Allegheny	640	*3.7*	120	*0.7*	188	*1.1*	17,272
2A Class Counties							
Bucks	63	*0.7*	45	*0.5*	44	*0.5*	8,605
Delaware	142	*1.7*	85	*1.0*	35	*0.4*	8,246
Montgomery	154	*1.5*	52	*0.5*	26	*0.3*	10,081
3rd Class Counties							
Berks	122	*1.8*	54	*0.8*	42	*0.6*	6,782
Chester	42	*0.9*	58	*1.2*	22	*0.5*	4,722
Cumberland	37	*1.1*	36	*1.1*	14	*0.4*	3,312
Dauphin	37	*0.6*	76	*1.1*	33	*0.5*	6,669
Erie	38	*1.1*	82	*2.4*	11	*0.3*	3,445
Lackawanna	6	*0.3*	10	*0.4*	9	*0.4*	2,286
Lancaster	35	*0.7*	53	*1.0*	12	*0.2*	5,092
Lehigh	17	*0.3*	37	*0.7*	13	*0.3*	5,069
Luzerne	38	*0.8*	46	*0.9*	43	*0.9*	4,881
Northampton	11	*0.3*	13	*0.3*	28	*0.7*	4,153
Westmoreland	28	*0.5*	30	*0.5*	23	*0.4*	5,705
York	132	*1.7*	41	*0.5*	107	*1.3*	7,986
4th Class Counties							
Beaver	20	*0.7*	11	*0.4*	7	*0.3*	2,756
Butler	17	*0.6*	1	*<0.1*	2	*0.1*	2,626
Cambria	10	*0.4*	15	*0.5*	34	*1.2*	2,813
Centre	52	*2.4*	1	*<0.1*	2	*0.1*	2,158
Fayette	7	*0.3*	88	*3.8*	8	*0.3*	2,302
Franklin	13	*0.5*	18	*0.7*	8	*0.3*	2,414
Monroe	16	*0.6*	29	*1.1*	15	*0.6*	2,568
Schuylkill	43	*1.8*	13	*0.6*	13	*0.6*	2,335
Washington	14	*0.4*	6	*0.2*	66	*1.9*	3,440
5th Class Counties							
Adams	16	*1.1*	8	*0.6*	23	*1.6*	1,402
Blair	32	*1.1*	1	*<0.1*	26	*0.9*	2,794
Lawrence	9	*0.7*	5	*0.4*	13	*1.0*	1,254
Lebanon	17	*0.7*	94	*3.9*	11	*0.5*	2,381
Lycoming	19	*1.0*	28	*1.4*	11	*0.6*	1,966
Mercer	9	*0.6*	13	*0.8*	6	*0.4*	1,599
Northumberland	3	*0.2*	13	*0.9*	8	*0.6*	1,373

	Guilty Plea	%	Diversionary Disposition *	%	Withdrawn/ Dismissed	%	Inactive	%
6th Class Counties								
Armstrong	531	*51.9*	308	*30.1*	159	*15.5*	10	*1.0*
Bedford	493	*75.5*	130	*19.9*	10	*1.5*	11	*1.7*
Bradford	620	*69.7*	162	*18.2*	65	*7.3*	17	*1.9*
Carbon	923	*66.4*	325	*23.4*	44	*3.2*	84	*6.0*
Clarion	353	*56.8*	168	*27.0*	89	*14.3*	4	*0.6*
Clearfield	596	*72.9*	161	*19.7*	16	*2.0*	31	*3.8*
Clinton	339	*56.2*	72	*11.9*	23	*3.8*	7	*1.2*
Columbia	650	*59.5*	245	*22.4*	102	*9.3*	83	*7.6*
Crawford	937	*81.7*	106	*9.2*	34	*3.0*	37	*3.2*
Elk	362	*71.4*	95	*18.7*	33	*6.5*	7	*1.4*
Greene	260	*65.8*	68	*17.2*	22	*5.6*	17	*4.3*
Huntingdon	450	*67.2*	148	*22.1*	38	*5.7*	5	*0.7*
Indiana	814	*62.8*	313	*24.2*	104	*8.0*	55	*4.2*
Jefferson	430	*67.9*	149	*23.5*	23	*3.6*	18	*2.8*
McKean	457	*67.1*	108	*15.9*	45	*6.6*	14	*2.1*
Mifflin	507	*71.8*	152	*21.5*	34	*4.8*	3	*0.4*
Perry	379	*73.0*	87	*16.8*	14	*2.7*	6	*1.2*
Pike	461	*74.1*	84	*13.5*	25	*4.0*	38	*6.1*
Somerset	628	*63.4*	190	*19.2*	125	*12.6*	32	*3.2*
Susquehanna	241	*54.9*	88	*20.0*	83	*18.9*	6	*1.4*
Tioga	286	*61.1*	122	*26.1*	45	*9.6*	2	*0.4*
Venango	514	*76.7*	91	*13.6*	41	*6.1*	8	*1.2*
Warren	320	*66.5*	100	*20.8*	28	*5.8*	5	*1.0*
Wayne	257	*69.5*	83	*22.4*	10	*2.7*	9	*2.4*
7th Class Counties								
Juniata	158	*69.3*	45	*19.7*	8	*3.5*	5	*2.2*
Snyder	301	*73.4*	63	*15.4*	25	*6.1*	15	*3.7*
Union	308	*72.5*	75	*17.6*	18	*4.2*	11	*2.6*
Wyoming	341	*65.0*	132	*25.1*	33	*6.3*	10	*1.9*
8th Class Counties								
Cameron	47	*56.0*	20	*23.8*	10	*11.9*	0	--
Forest	39	*52.0*	29	*38.7*	2	*2.7*	0	--
Fulton	153	*66.8*	45	*19.7*	16	*7.0*	6	*2.6*
Montour	138	*73.0*	34	*18.0*	9	*4.8*	2	*1.1*
Potter	193	*78.5*	32	*13.0*	10	*4.1*	7	*2.8*
Sullivan	43	*68.3*	11	*17.5*	7	*11.1*	0	--

* Includes other diversionary programs such as Veterans Court.

	Non-Jury Trial	%	Jury Trial	%	Other	%	Cases Processed
6th Class Counties							
Armstrong	6	*0.6*	10	*1.0*	0	--	1,024
Bedford	3	*0.5*	1	*0.2*	5	*0.8*	653
Bradford	12	*1.3*	2	*0.2*	11	*1.2*	889
Carbon	4	*0.3*	6	*0.4*	5	*0.4*	1,391
Clarion	1	*0.2*	7	*1.1*	0	--	622
Clearfield	1	*0.1*	10	*1.2*	3	*0.4*	818
Clinton	158	*26.2*	0	--	4	*0.7*	603
Columbia	3	*0.3*	7	*0.6*	3	*0.3*	1,093
Crawford	10	*0.9*	15	*1.3*	8	*0.7*	1,147
Elk	3	*0.6*	6	*1.2*	1	*0.2*	507
Greene	8	*2.0*	17	*4.3*	3	*0.8*	395
Huntingdon	2	*0.3*	6	*0.9*	21	*3.1*	670
Indiana	5	*0.4*	3	*0.2*	2	*0.2*	1,296
Jefferson	3	*0.5*	10	*1.6*	0	--	633
McKean	18	*2.6*	19	*2.8*	20	*2.9*	681
Mifflin	4	*0.6*	6	*0.8*	0	--	706
Perry	12	*2.3*	17	*3.3*	4	*0.8*	519
Pike	3	*0.5*	7	*1.1*	4	*0.6*	622
Somerset	1	*0.1*	6	*0.6*	8	*0.8*	990
Susquehanna	0	--	0	--	21	*4.8*	439
Tioga	3	*0.6*	2	*0.4*	8	*1.7*	468
Venango	2	*0.3*	11	*1.6*	3	*0.4*	670
Warren	4	*0.8*	19	*4.0*	5	*1.0*	481
Wayne	0	--	8	*2.2*	3	*0.8*	370
7th Class Counties							
Juniata	4	*1.8*	5	*2.2*	3	*1.3*	228
Snyder	1	*0.2*	4	*1.0*	1	*0.2*	410
Union	0	--	6	*1.4*	7	*1.6*	425
Wyoming	3	*0.6*	2	*0.4*	4	*0.8*	525
8th Class Counties							
Cameron	6	*7.1*	0	--	1	*1.2*	84
Forest	0	--	3	*4.0*	2	*2.7*	75
Fulton	2	*0.9*	6	*2.6*	1	*0.4*	229
Montour	3	*1.6*	1	*0.5*	2	*1.1*	189
Potter	0	--	3	*1.2*	1	*0.4*	246
Sullivan	0	--	0	--	2	*3.2*	63

Common Pleas Criminal - 2015 Age of Pending Cases

	0-60 Days	%	61-120 Days	%	121-180 Days	%	181-240 Days	%	241-300 Days	%	301-360 Days	%	Over 360 Days	%
1st Class County														
Philadelphia	2,059	*19.5*	1,665	*15.7*	1,251	*11.8*	1,050	*9.9*	869	*8.2*	691	*6.5*	2,989	*28.3*
2nd Class County														
Allegheny	2,428	*33.7*	2,079	*28.8*	1,095	*15.2*	585	*8.1*	332	*4.6*	219	*3.0*	472	*6.5*
2A Class Counties														
Bucks	1,302	*53.9*	677	*28.0*	206	*8.5*	72	*3.0*	36	*1.5*	20	*0.8*	101	*4.2*
Delaware	1,126	*43.9*	585	*22.8*	244	*9.5*	134	*5.2*	58	*2.3*	42	*1.6*	377	*14.7*
Montgomery	1,513	*24.5*	1,297	*21.0*	930	*15.1*	674	*10.9*	511	*8.3*	348	*5.6*	899	*14.6*
3rd Class Counties														
Berks	917	*30.6*	593	*19.8*	391	*13.0*	275	*9.2*	215	*7.2*	187	*6.2*	421	*14.0*
Chester	812	*48.9*	463	*27.9*	194	*11.7*	69	*4.2*	43	*2.6*	26	*1.6*	54	*3.3*
Cumberland	590	*33.8*	459	*26.3*	243	*13.9*	135	*7.7*	86	*4.9*	83	*4.8*	150	*8.6*
Dauphin	1,142	*23.5*	963	*19.8*	654	*13.5*	468	*9.6*	378	*7.8*	275	*5.7*	979	*20.1*
Erie	633	*36.2*	489	*28.0*	303	*17.3*	105	*6.0*	68	*3.9*	37	*2.1*	114	*6.5*
Lackawanna	342	*43.6*	216	*27.6*	83	*10.6*	37	*4.7*	31	*4.0*	27	*3.4*	48	*6.1*
Lancaster	929	*32.8*	706	*25.0*	482	*17.0*	301	*10.6*	156	*5.5*	71	*2.5*	184	*6.5*
Lehigh	699	*51.6*	332	*24.5*	168	*12.4*	61	*4.5*	32	*2.4*	21	*1.5*	42	*3.1*
Luzerne	676	*27.0*	748	*29.9*	430	*17.2*	259	*10.3*	127	*5.1*	65	*2.6*	198	*7.9*
Northampton	620	*43.0*	391	*27.1*	177	*12.3*	93	*6.4*	52	*3.6*	23	*1.6*	86	*6.0*
Westmoreland	858	*28.6*	496	*16.5*	381	*12.7*	266	*8.9*	237	*7.9*	166	*5.5*	598	*19.9*
York	1,364	*39.8*	926	*27.0*	398	*11.6*	240	*7.0*	151	*4.4*	109	*3.2*	241	*7.0*
4th Class Counties														
Beaver	369	*39.6*	222	*23.8*	166	*17.8*	89	*9.6*	31	*3.3*	13	*1.4*	41	*4.4*
Butler	418	*36.7*	277	*24.3*	175	*15.4*	89	*7.8*	58	*5.1*	44	*3.9*	78	*6.8*
Cambria	358	*30.1*	346	*29.1*	188	*15.8*	103	*8.7*	50	*4.2*	36	*3.0*	109	*9.2*
Centre	252	*43.0*	187	*31.9*	56	*9.6*	42	*7.2*	14	*2.4*	11	*1.9*	24	*4.1*
Fayette	387	*30.8*	424	*33.8*	163	*13.0*	148	*11.8*	57	*4.5*	35	*2.8*	41	*3.3*
Franklin	190	*39.9*	70	*14.7*	57	*12.0*	42	*8.8*	35	*7.4*	14	*2.9*	68	*14.3*
Monroe	354	*42.9*	173	*20.9*	74	*9.0*	48	*5.8*	39	*4.7*	29	*3.5*	109	*13.2*
Schuylkill	526	*26.9*	445	*22.7*	394	*20.1*	240	*12.3*	114	*5.8*	76	*3.9*	163	*8.3*
Washington	591	*36.4*	388	*23.9*	322	*19.8*	94	*5.8*	70	*4.3*	29	*1.8*	131	*8.1*
5th Class Counties														
Adams	240	*56.3*	119	*27.9*	43	*10.1*	15	*3.5*	2	*0.5*	4	*0.9*	3	*0.7*
Blair	386	*33.2*	247	*21.3*	147	*12.7*	69	*5.9*	54	*4.6*	36	*3.1*	223	*19.2*
Lawrence	182	*34.1*	146	*27.3*	61	*11.4*	34	*6.4*	20	*3.7*	14	*2.6*	77	*14.4*
Lebanon	267	*28.2*	261	*27.6*	157	*16.6*	109	*11.5*	32	*3.4*	17	*1.8*	103	*10.9*
Lycoming	244	*26.9*	192	*21.2*	137	*15.1*	97	*10.7*	63	*7.0*	35	*3.9*	138	*15.2*
Mercer	252	*43.4*	181	*31.2*	70	*12.1*	28	*4.8*	25	*4.3*	10	*1.7*	14	*2.4*
Northumberland	162	*27.0*	117	*19.5*	79	*13.2*	55	*9.2*	58	*9.7*	31	*5.2*	98	*16.3*

	0-60 Days	%	61-120 Days	%	121-180 Days	%	181-240 Days	%	241-300 Days	%	301-360 Days	%	Over 360 Days	%
6th Class Counties														
Armstrong	186	*35.4*	129	*24.5*	98	*18.6*	40	*7.6*	15	*2.9*	26	*4.9*	32	*6.1*
Bedford	124	*35.3*	89	*25.4*	52	*14.8*	42	*12.0*	22	*6.3*	10	*2.8*	12	*3.4*
Bradford	96	*33.7*	100	*35.1*	44	*15.4*	16	*5.6*	9	*3.2*	4	*1.4*	16	*5.6*
Carbon	246	*31.3*	172	*21.9*	99	*12.6*	87	*11.1*	33	*4.2*	35	*4.5*	113	*14.4*
Clarion	87	*46.5*	45	*24.1*	37	*19.8*	8	*4.3*	3	*1.6*	0	--	7	*3.7*
Clearfield	159	*40.6*	115	*29.3*	54	*13.8*	29	*7.4*	11	*2.8*	3	*0.8*	21	*5.4*
Clinton	100	*48.1*	47	*22.6*	16	*7.7*	17	*8.2*	7	*3.4*	7	*3.4*	14	*6.7*
Columbia	170	*21.4*	115	*14.5*	113	*14.2*	90	*11.3*	59	*7.4*	31	*3.9*	217	*27.3*
Crawford	184	*41.4*	140	*31.5*	51	*11.5*	21	*4.7*	16	*3.6*	4	*0.9*	28	*6.3*
Elk	42	*27.1*	38	*24.5*	31	*20.0*	11	*7.1*	19	*12.3*	6	*3.9*	8	*5.2*
Greene	52	*38.2*	27	*19.9*	25	*18.4*	15	*11.0*	4	*2.9*	7	*5.1*	6	*4.4*
Huntingdon	115	*36.4*	95	*30.1*	25	*7.9*	20	*6.3*	21	*6.6*	6	*1.9*	34	*10.8*
Indiana	219	*51.2*	116	*27.1*	54	*12.6*	20	*4.7*	5	*1.2*	3	*0.7*	11	*2.6*
Jefferson	121	*56.8*	54	*25.4*	24	*11.3*	7	*3.3*	3	*1.4*	2	*0.9*	2	*0.9*
McKean	70	*37.4*	54	*28.9*	20	*10.7*	5	*2.7*	14	*7.5*	12	*6.4*	12	*6.4*
Mifflin	68	*46.6*	25	*17.1*	21	*14.4*	13	*8.9*	9	*6.2*	3	*2.1*	7	*4.8*
Perry	80	*34.6*	73	*31.6*	25	*10.8*	14	*6.1*	6	*2.6*	7	*3.0*	26	*11.3*
Pike	96	*32.3*	75	*25.3*	22	*7.4*	26	*8.8*	21	*7.1*	15	*5.1*	42	*14.1*
Somerset	182	*34.3*	125	*23.6*	76	*14.3*	41	*7.7*	20	*3.8*	28	*5.3*	58	*10.9*
Susquehanna	48	*30.2*	27	*17.0*	15	*9.4*	19	*11.9*	21	*13.2*	7	*4.4*	22	*13.8*
Tioga	88	*34.2*	82	*31.9*	43	*16.7*	18	*7.0*	8	*3.1*	8	*3.1*	10	*3.9*
Venango	108	*43.4*	89	*35.7*	25	*10.0*	3	*1.2*	9	*3.6*	5	*2.0*	10	*4.0*
Warren	59	*28.4*	74	*35.6*	36	*17.3*	16	*7.7*	10	*4.8*	6	*2.9*	7	*3.4*
Wayne	90	*55.9*	30	*18.6*	15	*9.3*	6	*3.7*	4	*2.5*	2	*1.2*	14	*8.7*
7th Class Counties														
Juniata	31	*28.7*	15	*13.9*	14	*13.0*	14	*13.0*	3	*2.8*	1	*0.9*	30	*27.8*
Snyder	67	*24.9*	81	*30.1*	52	*19.3*	17	*6.3*	19	*7.1*	20	*7.4*	13	*4.8*
Union	49	*35.3*	56	*40.3*	17	*12.2*	9	*6.5*	3	*2.2*	4	*2.9*	1	*0.7*
Wyoming	101	*39.0*	61	*23.6*	25	*9.7*	16	*6.2*	11	*4.2*	12	*4.6*	33	*12.7*
8th Class Counties														
Cameron	6	*25.0*	5	*20.8*	3	*12.5*	5	*20.8*	0	--	0	--	5	*20.8*
Forest	7	*58.3*	2	*16.7*	1	*8.3*	0	--	1	*8.3*	0	--	1	*8.3*
Fulton	15	*25.4*	5	*8.5*	8	*13.6*	6	*10.2*	4	*6.8*	0	--	21	*35.6*
Montour	34	*23.1*	23	*15.6*	21	*14.3*	11	*7.5*	7	*4.8*	7	*4.8*	44	*29.9*
Potter	54	*36.2*	36	*24.2*	22	*14.8*	17	*11.4*	6	*4.0*	2	*1.3*	12	*8.1*
Sullivan	7	*19.4*	3	*8.3*	1	*2.8*	2	*5.6*	0	--	1	*2.8*	22	*61.1*

COMMON PLEAS CRIMINAL

… cases in which a person is charged with having committed or omitted an act against the state.

Age of Pending Cases

A breakdown of the active criminal caseload by the interval of time elapsed from the date of first filing or refiling to the last day of the year. Age does not include lower court time elapsed from complaint or arrest until filing at the common pleas level.

Begin Pending

These are active cases awaiting adjudication at the start of the reporting period, or the first day of the year.

Cases Available for Processing

The sum of Begin Pending plus New Cases Filed plus Reopened Cases for the calendar year.

Cases Awaiting Sentencing

Refers to those cases in which a guilty verdict has been rendered or a guilty plea accepted, but for which the penalty has not yet been imposed.

Cases Processed

To count as Processed, a case must have been Adjudicated or Closed during the reporting period. These cases are then categorized by disposition type and include:

Diversionary Disposition: A disposition category for cases in which the defendant is accepted into a state or county ARD (Accelerated Rehabilitative Disposition) program, which is a pre-trial diversionary program similar to probation. Upon successful completion of all conditions of the program, the defendant may petition the court to dismiss the charges. If an ARD is unsuccessful, the case will reappear in the active caseload as a Refiled/ Reopened Case.

Guilty Plea: A disposition category for cases in which the defendant admits having committed an offense for which he is charged, or admits to a lesser felony, misdemeanor or summary offense.

Inactive: A disposition category for cases in which the defendant is not available for processing, including defendants declared fugitive, those with a pre-adjudicatory warrant, and those in the custody of another jurisdiction.

Jury Trial: A disposition category for cases adjudicated following the verdict of a jury.

Non-Jury Trial: A disposition category for cases adjudicated by the verdict of a judge.

Other: Includes cases that were processed with any disposition that is not counted in any other category. These can include specific dispositions such as *Defendant Deceased* or *Case Transferred*, but also cases that are *Uncategorized*, i.e. there is a change in status from Active to Adjudicated or Closed but there is no associated final disposition recorded on the case.

Cases Processed (cont'd)	**Withdrawn/Dismissed (quashed, nolle prosequi, etc.):** *Withdrawn*: Cases in which the charges against the defendant have been retracted. *Dismissed*: Cases in which the jurisdiction of the court is terminated by the court. *Nol Pros/Nolle Prosequi*: A formal notice on the record that the prosecution will not proceed with the case that has been accepted by the court.
End Pending	The sum of Cases Available for Disposition less Cases Processed for the calendar year. This is the total number of cases awaiting disposition at the end of the year.
New Cases	A new criminal action is initiated with a Misdemeanor or Felony case held for or waived to common pleas court after a preliminary hearing. The unit of count is the OTN (Offense Tracking Number). **Misdemeanor:** A statutory class of crime generally less serious than a felony offense and punishable by a fine, a jail term not to exceed five years, or both. **Felony**: A crime, typically involving violence, regarded as more serious than a misdemeanor and punishable by imprisonment.
Refiled/Reopened Cases	Cases that were previously closed or inactive and became active during the reporting period. Included are cases that are re-filed, cases with a pre-adjudicatory warrant returned, cases previously disposed as a diversionary disposition but ARD was unsuccessful, or guilty plea was withdrawn.

Civil Caseload

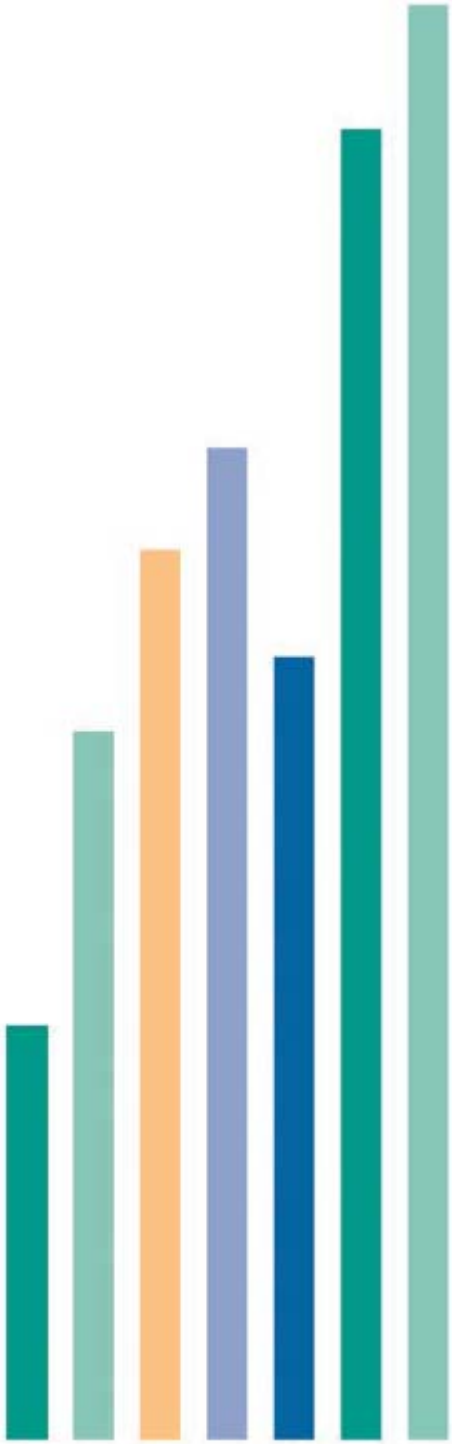

2015 Common Pleas State Totals
Civil Caseload

Civil Action & Civil Other

Cases Pending 1/1/15	**259,586** (R)	
Docketed Cases	136,512	
Arbitration Appeals	2,549	
Cases Transferred In	1,018	
Returned to Active	5,050	
Cases Available for Processing	**404,715**	
Cases Processed	**168,145**	
Cases Pending 12/31/15	**236,570**	
End Pending Breakdown:		
Civil Action	**147,322**	***62.3%***
Civil Other	**89,248**	***37.7%***

Of the Docketed Cases:

Civil Action	81,631	*59.8%*
Civil Other	54,881	*40.2%*
Pro Se Filings	6,780	
Class Action Suits	140	
MDJ Appeals	16,550	

Age of Pending Civil Actions

0-6 Months	38,936	*26.4%*
7-12 Months	24,512	*16.6%*
13-18 Months	16,744	*11.4%*
19-24 Months	12,017	*8.2%*
25-30 Months	10,466	*7.1%*
31-36 Months	8,525	*5.8%*
37-42 Months	7,618	*5.2%*
43-48 Months	7,864	*5.3%*
49-54 Months	7,230	*4.9%*
55-60 Months	7,462	*5.1%*
61-66 Months	2,199	*1.5%*
67-72 Months	857	*0.6%*
Over 72 Months	2,892	*2.0%*
Total	**147,322**	

Processed By:

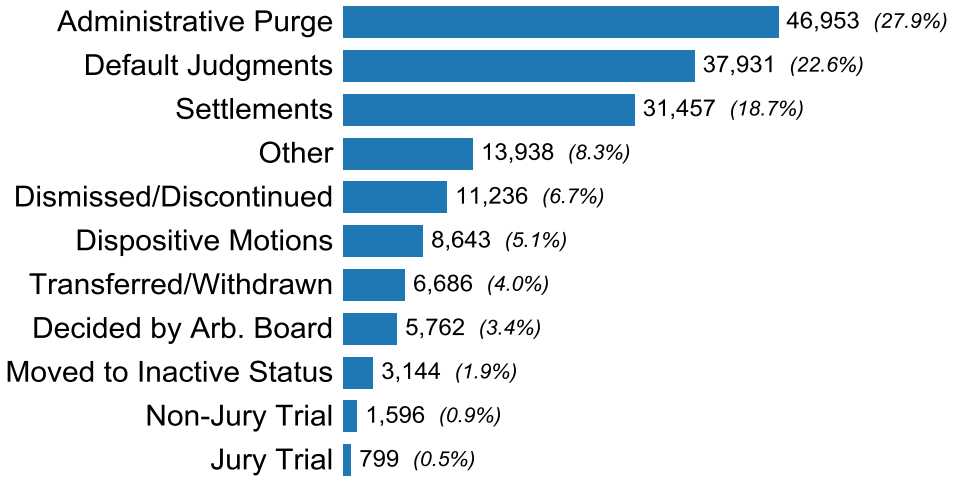

(R) - Revised

2015 Common Pleas State Totals
Civil Case Types

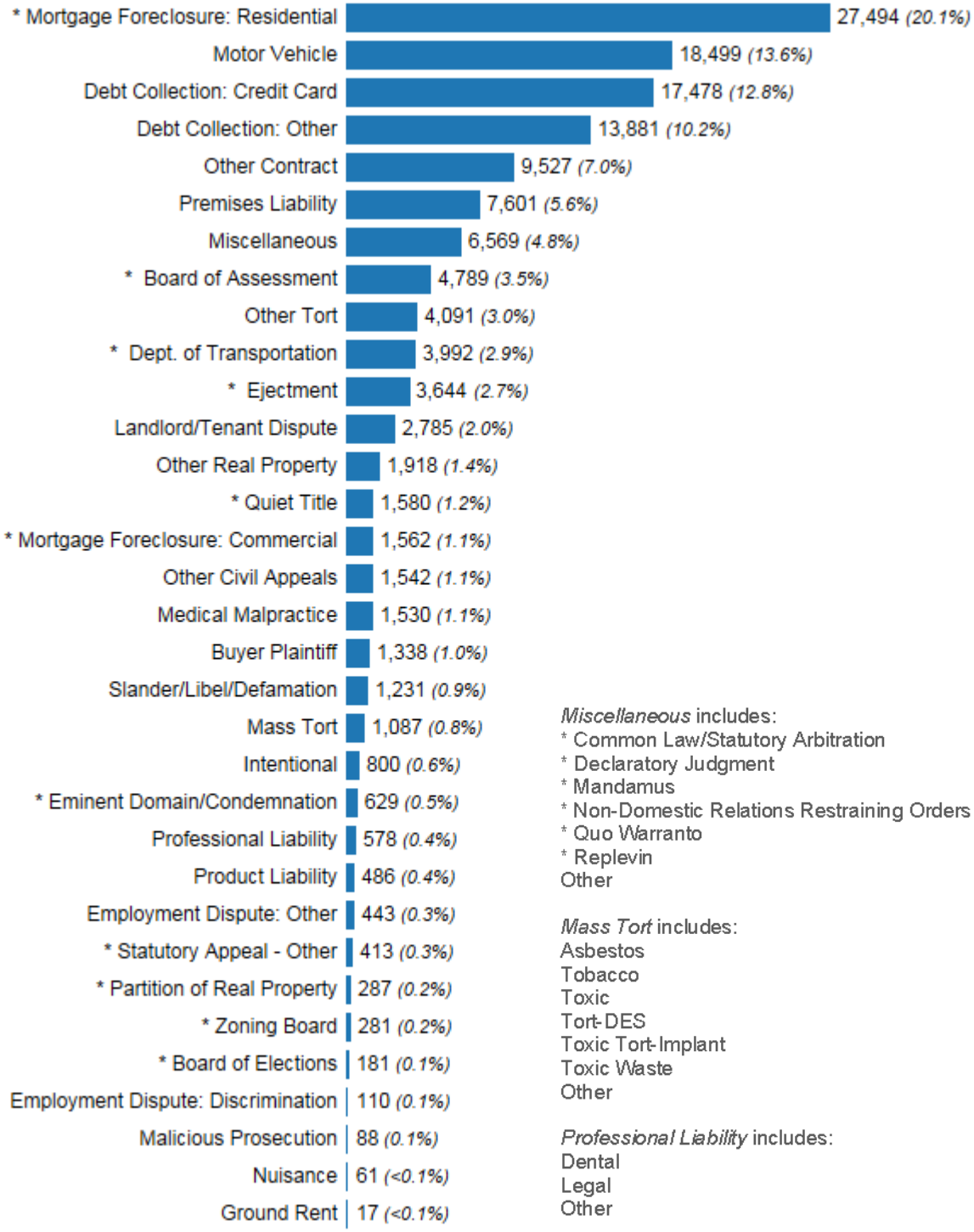

Miscellaneous includes:
* Common Law/Statutory Arbitration
* Declaratory Judgment
* Mandamus
* Non-Domestic Relations Restraining Orders
* Quo Warranto
* Replevin
Other

Mass Tort includes:
Asbestos
Tobacco
Toxic
Tort-DES
Toxic Tort-Implant
Toxic Waste
Other

Professional Liability includes:
Dental
Legal
Other

Total Filings by Case Category

Contract (does not include judgments)	42,777	*31.3%*	Miscellaneous	6,569	*4.8%*
Real Property	39,916	*29.2%*	Professional Liability	2,108	*1.5%*
Tort (does not include mass tort)	32,857	*24.1%*	Mass Tort	1,087	*0.8%*
Civil Appeals - Administrative Agencies	11,198	*8.2%*	**Total**	**136,512**	

	Begin Pending	Docketed Cases	Arb . Appeals	Cases Transf'd In	Returned to Active	Cases Processed	End Pending	End Pending Breakdown: Civil Action	End Pending Breakdown: Civil Other
1st Class County									
Philadelphia	30,586 (R)	28,632	1,368	343	2,285	31,675	31,539	24,422	7,117
2nd Class County									
Allegheny	72,445	16,376	321	0	0	39,775	49,367	41,349	8,018
2A Class Counties									
Bucks	8,966	6,791	68	0	74	6,442	9,457	6,638	2,819
Delaware	8,699	6,457	188	103	852	7,606	8,693	4,711	3,982
Montgomery	20,291	8,321	84	113	55	10,621	18,243	9,559	8,684
3rd Class Counties									
Berks	5,705	3,714	11	18	47	3,508	5,987	3,200	2,787
Chester	3,614	4,288	83	37	76	4,389	3,709	2,052	1,657
Cumberland	5,917 (R)	1,793	8	3	0	1,787	5,934	3,559	2,375
Dauphin	2,909	2,184	10	9	129	2,653	2,588	2,082	506
Erie	3,914	2,189	1	0	0	2,468	3,636	1,827	1,809
Lackawanna	8,877	3,145	12	325	5	2,823	9,541	5,543	3,998
Lancaster	9,090 (R)	3,301	4	7	0	3,183	9,219	6,906	2,313
Lehigh	2,876	3,875	42	18	68	4,020	2,859	1,849	1,010
Luzerne	7,739	3,086	185	0	2	3,437	7,575	4,000	3,575
Northampton	6,657	3,238	19	2	272	3,234	6,954	2,036	4,918
Westmoreland	8,703 (R)	3,505	33	0	279	2,948	9,572	2,289	7,283
York	3,985 (R)	3,875	14	4	409	4,456	3,831	2,327	1,504
4th Class Counties									
Beaver	1,354 (R)	1,561	7	2	188	1,508	1,604	1,082	522
Butler	1,599 (R)	1,160	0	2	0	1,337	1,424	952	472
Cambria	2,294 (R)	1,199	5	0	8	962	2,544	1,266	1,278
Centre	791	744	3	1	6	744	801	396	405
Fayette	2,025	1,333	5	0	12	1,084	2,291	1,396	895
Franklin	3,546 (R)	1,039	0	0	3	3,519	1,069	646	423
Monroe	7,250	3,463	0	0	0	3,463	7,250	1,765	5,485
Schuylkill	2,403	1,411	0	3	15	1,480	2,352	1,532	820
Washington	3,036 (R)	1,509	31	0	0	779	3,797	411	3,386
5th Class Counties									
Adams	276	729	5	2	6	702	316	283	33
Blair	596	1,027	0	4	14	946	695	473	222
Lawrence	1,009	744	0	0	0	678	1,075	660	415
Lebanon	1,380 (R)	1,008	2	2	4	1,117	1,279	922	357
Lycoming	943 (R)	850	5	4	0	903	899	640	259
Mercer	932	907	0	0	0	940	899	588	311
Northumberland	1,038	729	0	5	0	584	1,188	573	615

(R) - Revised

	Begin Pending	Docketed Cases	Arb . Appeals	Cases Transf'd In	Returned to Active	Cases Processed	End Pending	End Pending Breakdown: Civil Action	End Pending Breakdown: Civil Other
6th Class Counties									
Armstrong	483	520	0	0	0	526	477	271	206
Bedford	722 (R)	328	0	0	1	256	795	425	370
Bradford	913	508	1	0	0	285	1,137	593	544
Carbon	645	890	11	2	16	955	609	330	279
Clarion	247 (R)	239	0	0	1	281	206	122	84
Clearfield	734	617	0	0	0	686	665	320	345
Clinton	289 (R)	302	0	1	0	376	216	103	113
Columbia	805	492	0	0	0	576	721	382	339
Crawford	1,188 (R)	540	2	2	12	1,112	632	379	253
Elk	438	216	0	0	0	252	402	208	194
Greene	265 (R)	276	2	1	0	290	254	119	135
Huntingdon	565	326	0	0	6	434	463	281	182
Indiana	1,064	1,155	0	4	0	422	1,801	635	1,166
Jefferson	306 (R)	304	0	0	0	325	285	195	90
McKean	224 (R)	281	0	0	19	364	160	90	70
Mifflin	287	249	0	0	16	230	322	148	174
Perry	206	309	0	0	0	226	289	209	80
Pike	1,624 (R)	1,107	4	0	0	1,010	1,725	800	925
Somerset	825	619	2	0	19	714	751	461	290
Susquehanna	888	343	0	0	0	153	1,078	614	464
Tioga	1,277	267	3	1	0	266	1,282	654	628
Venango	717	343	0	0	0	320	740	355	385
Warren	412	252	0	0	0	257	407	240	167
Wayne	499	629	7	0	149	795	489	234	255
7th Class Counties									
Juniata	458 (R)	107	0	0	0	55	510	254	256
Snyder	148	228	2	0	0	209	169	108	61
Union	187	209	0	0	2	180	218	159	59
Wyoming	600	227	0	0	0	172	655	310	345
8th Class Counties									
Cameron	68	31	1	0	0	36	64	22	42
Forest	62	59	0	0	0	46	75	39	36
Fulton	90 (R)	87	0	0	0	82	95	47	48
Montour	496 (R)	126	0	0	0	380	242	112	130
Potter	280 (R)	110	0	0	0	76	314	138	176
Sullivan	129	33	0	0	0	27	135	31	104

(R) - Revised

Common Pleas Civil Action & Civil Other - 2015 Docketed Cases By Case Type

	Contract	%	Real Property	%	Tort	%	Civil Appeals (Administrative Agencies)	%	Miscellaneous	%
1st Class County										
Philadelphia	4,813	*16.8*	5,696	*19.9*	14,893	*52.0*	749	*2.6*	1,163	*4.1*
2nd Class County										
Allegheny	5,120	*31.3*	4,606	*28.1*	2,798	*17.1*	3,341	*20.4*	149	*0.9*
2A Class Counties										
Bucks	2,652	*39.1*	1,773	*26.1*	1,372	*20.2*	419	*6.2*	455	*6.7*
Delaware	1,701	*26.3*	2,285	*35.4*	1,719	*26.6*	519	*8.0*	155	*2.4*
Montgomery	2,899	*34.8*	2,051	*24.6*	2,011	*24.2*	688	*8.3*	486	*5.8*
3rd Class Counties										
Berks	1,275	*34.3*	1,392	*37.5*	519	*14.0*	301	*8.1*	179	*4.8*
Chester	1,735	*40.5*	1,034	*24.1*	719	*16.8*	490	*11.4*	262	*6.1*
Cumberland	718	*40.0*	450	*25.1*	253	*14.1*	155	*8.6*	185	*10.3*
Dauphin	517	*23.7*	798	*36.5*	468	*21.4*	139	*6.4*	164	*7.5*
Erie	962	*43.9*	664	*30.3*	330	*15.1*	110	*5.0*	82	*3.7*
Lackawanna	1,062	*33.8*	735	*23.4*	719	*22.9*	362	*11.5*	203	*6.5*
Lancaster	1,274	*38.6*	971	*29.4*	548	*16.6*	171	*5.2*	279	*8.5*
Lehigh	1,415	*36.5*	1,175	*30.3*	719	*18.6*	425	*11.0*	94	*2.4*
Luzerne	1,082	*35.1*	952	*30.8*	553	*17.9*	230	*7.5*	202	*6.5*
Northampton	1,197	*37.0*	1,108	*34.2*	510	*15.8*	184	*5.7*	113	*3.5*
Westmoreland	1,143	*32.6*	1,280	*36.5*	458	*13.1*	346	*9.9*	237	*6.8*
York	1,363	*35.2*	1,592	*41.1*	452	*11.7*	319	*8.2*	114	*2.9*
4th Class Counties										
Beaver	433	*27.7*	642	*41.1*	218	*14.0*	70	*4.5*	168	*10.8*
Butler	466	*40.2*	389	*33.5*	184	*15.9*	66	*5.7*	39	*3.4*
Cambria	442	*36.9*	350	*29.2*	132	*11.0*	74	*6.2*	157	*13.1*
Centre	313	*42.1*	146	*19.6*	129	*17.3*	94	*12.6*	46	*6.2*
Fayette	511	*38.3*	457	*34.3*	161	*12.1*	74	*5.6*	106	*8.0*
Franklin	432	*41.6*	361	*34.7*	115	*11.1*	54	*5.2*	64	*6.2*
Monroe	841	*24.3*	1,995	*57.6*	310	*9.0*	141	*4.1*	156	*4.5*
Schuylkill	552	*39.1*	452	*32.0*	252	*17.9*	75	*5.3*	61	*4.3*
Washington	286	*19.0*	570	*37.8*	358	*23.7*	100	*6.6*	163	*10.8*
5th Class Counties										
Adams	285	*39.1*	273	*37.4*	72	*9.9*	52	*7.1*	43	*5.9*
Blair	508	*49.5*	284	*27.7*	125	*12.2*	40	*3.9*	50	*4.9*
Lawrence	309	*41.5*	265	*35.6*	102	*13.7*	26	*3.5*	32	*4.3*
Lebanon	434	*43.1*	355	*35.2*	117	*11.6*	45	*4.5*	46	*4.6*
Lycoming	383	*45.1*	257	*30.2*	122	*14.4*	48	*5.6*	26	*3.1*
Mercer	357	*39.4*	307	*33.8*	120	*13.2*	46	*5.1*	60	*6.6*
Northumberland	334	*45.8*	230	*31.6*	96	*13.2*	18	*2.5*	43	*5.9*

A breakdown of case types can be found at www.pacourts.us.

Common Pleas Civil Action & Civil Other - 2015 Docketed Cases By Case Type

	Professional Liability	%	Mass Tort	%	Docketed Cases	Of the Docketed Cases: Pro Se Filings	Class Action Suits	MDJ Appeals
1st Class County								
Philadelphia	492	*1.7*	826	*2.9*	28,632	0	41	0
2nd Class County								
Allegheny	293	*1.8*	69	*0.4*	16,376	3,536	12	901
2A Class Counties								
Bucks	110	*1.6*	10	*0.1*	6,791	255	4	11,382
Delaware	78	*1.2*	0	--	6,457	73	1	229
Montgomery	183	*2.2*	3	*<0.1*	8,321	150	11	34
3rd Class Counties								
Berks	48	*1.3*	0	--	3,714	118	28	189
Chester	46	*1.1*	2	*<0.1*	4,288	255	5	307
Cumberland	32	*1.8*	0	--	1,793	52	0	46
Dauphin	72	*3.3*	26	*1.2*	2,184	246	4	290
Erie	41	*1.9*	0	--	2,189	119	3	160
Lackawanna	62	*2.0*	2	*0.1*	3,145	0	3	217
Lancaster	57	*1.7*	1	*<0.1*	3,301	44	7	170
Lehigh	47	*1.2*	0	--	3,875	121	0	188
Luzerne	65	*2.1*	2	*0.1*	3,086	85	1	99
Northampton	33	*1.0*	93	*2.9*	3,238	132	0	147
Westmoreland	39	*1.1*	2	*0.1*	3,505	273	0	253
York	35	*0.9*	0	--	3,875	264	0	188
4th Class Counties								
Beaver	30	*1.9*	0	--	1,561	109	0	145
Butler	16	*1.4*	0	--	1,160	51	0	91
Cambria	15	*1.3*	29	*2.4*	1,199	102	1	90
Centre	16	*2.2*	0	--	744	88	3	66
Fayette	21	*1.6*	3	*0.2*	1,333	12	2	117
Franklin	13	*1.3*	0	--	1,039	50	0	26
Monroe	20	*0.6*	0	--	3,463	12	4	94
Schuylkill	16	*1.1*	3	*0.2*	1,411	34	0	99
Washington	31	*2.1*	1	*0.1*	1,509	0	0	274
5th Class Counties								
Adams	4	*0.5*	0	--	729	39	0	27
Blair	20	*1.9*	0	--	1,027	0	0	45
Lawrence	10	*1.3*	0	--	744	6	1	4
Lebanon	10	*1.0*	1	*0.1*	1,008	57	0	56
Lycoming	10	*1.2*	4	*0.5*	850	0	0	70
Mercer	16	*1.8*	1	*0.1*	907	33	0	39
Northumberland	8	*1.1*	0	--	729	19	1	1

A breakdown of case types can be found at www.pacourts.us.

	Contract	%	Real Property	%	Tort	%	Civil Appeals (Administrative Agencies)	%	Miscellaneous	%
6th Class Counties										
Armstrong	233	*44.8*	185	*35.6*	32	*6.2*	41	*7.9*	22	*4.2*
Bedford	154	*47.0*	97	*29.6*	30	*9.1*	17	*5.2*	27	*8.2*
Bradford	235	*46.3*	107	*21.1*	58	*11.4*	39	*7.7*	64	*12.6*
Carbon	332	*37.3*	380	*42.7*	80	*9.0*	37	*4.2*	58	*6.5*
Clarion	95	*39.7*	72	*30.1*	24	*10.0*	20	*8.4*	25	*10.5*
Clearfield	273	*44.2*	172	*27.9*	66	*10.7*	24	*3.9*	77	*12.5*
Clinton	117	*38.7*	100	*33.1*	31	*10.3*	30	*9.9*	24	*7.9*
Columbia	207	*42.1*	165	*33.5*	50	*10.2*	45	*9.1*	16	*3.3*
Crawford	219	*40.6*	192	*35.6*	63	*11.7*	28	*5.2*	34	*6.3*
Elk	113	*52.3*	61	*28.2*	15	*6.9*	8	*3.7*	14	*6.5*
Greene	117	*42.4*	80	*29.0*	29	*10.5*	22	*8.0*	25	*9.1*
Huntingdon	148	*45.4*	87	*26.7*	44	*13.5*	16	*4.9*	23	*7.1*
Indiana	258	*22.3*	150	*13.0*	62	*5.4*	655	*56.7*	24	*2.1*
Jefferson	131	*43.1*	83	*27.3*	33	*10.9*	26	*8.6*	29	*9.5*
McKean	95	*33.8*	92	*32.7*	27	*9.6*	25	*8.9*	35	*12.5*
Mifflin	73	*29.3*	105	*42.2*	24	*9.6*	12	*4.8*	24	*9.6*
Perry	128	*41.4*	113	*36.6*	32	*10.4*	10	*3.2*	23	*7.4*
Pike	332	*30.0*	612	*55.3*	96	*8.7*	32	*2.9*	32	*2.9*
Somerset	290	*46.8*	186	*30.0*	79	*12.8*	28	*4.5*	31	*5.0*
Susquehanna	171	*49.9*	109	*31.8*	36	*10.5*	12	*3.5*	14	*4.1*
Tioga	138	*51.7*	66	*24.7*	27	*10.1*	12	*4.5*	23	*8.6*
Venango	168	*49.0*	121	*35.3*	20	*5.8*	16	*4.7*	13	*3.8*
Warren	129	*51.2*	77	*30.6*	16	*6.3*	7	*2.8*	14	*5.6*
Wayne	254	*40.4*	249	*39.6*	74	*11.8*	19	*3.0*	31	*4.9*
7th Class Counties										
Juniata	46	*43.0*	39	*36.4*	10	*9.3*	2	*1.9*	9	*8.4*
Snyder	99	*43.4*	67	*29.4*	36	*15.8*	12	*5.3*	14	*6.1*
Union	115	*55.0*	40	*19.1*	28	*13.4*	7	*3.3*	16	*7.7*
Wyoming	112	*49.3*	65	*28.6*	28	*12.3*	9	*4.0*	13	*5.7*
8th Class Counties										
Cameron	12	*38.7*	10	*32.3*	3	*9.7*	4	*12.9*	1	*3.2*
Forest	6	*10.2*	24	*40.7*	15	*25.4*	0	--	12	*20.3*
Fulton	42	*48.3*	32	*36.8*	5	*5.7*	4	*4.6*	4	*4.6*
Montour	56	*44.4*	35	*27.8*	15	*11.9*	2	*1.6*	9	*7.1*
Potter	56	*50.9*	30	*27.3*	12	*10.9*	4	*3.6*	6	*5.5*
Sullivan	9	*27.3*	18	*54.5*	3	*9.1*	2	*6.1*	1	*3.0*

A breakdown of case types can be found at www.pacourts.us.

						Of the Docketed Cases:		
	Professional Liability	%	Mass Tort	%	Docketed Cases	Pro Se Filings	Class Action Suits	MDJ Appeals
6th Class Counties								
Armstrong	7	*1.3*	0	--	520	34	1	36
Bedford	3	*0.9*	0	--	328	0	0	3
Bradford	5	*1.0*	0	--	508	17	1	23
Carbon	1	*0.1*	2	*0.2*	890	76	0	61
Clarion	3	*1.3*	0	--	239	19	0	13
Clearfield	5	*0.8*	0	--	617	1	0	31
Clinton	0	--	0	--	302	19	0	21
Columbia	5	*1.0*	4	*0.8*	492	22	0	43
Crawford	4	*0.7*	0	--	540	51	0	35
Elk	5	*2.3*	0	--	216	0	0	8
Greene	3	*1.1*	0	--	276	14	0	30
Huntingdon	8	*2.5*	0	--	326	41	0	24
Indiana	6	*0.5*	0	--	1,155	6	0	15
Jefferson	2	*0.7*	0	--	304	9	1	15
McKean	7	*2.5*	0	--	281	33	0	15
Mifflin	11	*4.4*	0	--	249	10	0	6
Perry	3	*1.0*	0	--	309	0	1	0
Pike	2	*0.2*	1	*0.1*	1,107	20	0	6
Somerset	4	*0.6*	1	*0.2*	619	8	0	22
Susquehanna	1	*0.3*	0	--	343	1	0	4
Tioga	1	*0.4*	0	--	267	4	0	15
Venango	5	*1.5*	0	--	343	5	1	11
Warren	9	*3.6*	0	--	252	0	0	0
Wayne	2	*0.3*	0	--	629	20	3	31
7th Class Counties								
Juniata	1	*0.9*	0	--	107	0	0	0
Snyder	0	--	0	--	228	7	0	10
Union	2	*1.0*	1	*0.5*	209	19	0	19
Wyoming	0	--	0	--	227	2	0	3
8th Class Counties								
Cameron	1	*3.2*	0	--	31	1	0	0
Forest	2	*3.4*	0	--	59	2	0	0
Fulton	0	--	0	--	87	0	0	1
Montour	9	*7.1*	0	--	126	1	0	3
Potter	2	*1.8*	0	--	110	3	0	2
Sullivan	0	--	0	--	33	0	0	0

A breakdown of case types can be found at www.pacourts.us.

Non-Trial:

	Admin. Purge	%	Default Judgments	%	Settlements	%	Other	%	Dismissed/ Discontinued	%
1st Class County										
Philadelphia	3,670	*11.6*	4,339	*13.7*	7,850	*24.8*	10,703	*33.8*	0	--
2nd Class County										
Allegheny	31,713	*79.7*	0	--	3,632	*9.1*	3	*<0.1*	0	--
2A Class Counties										
Bucks	585	*9.1*	2,168	*33.7*	164	*2.5*	496	*7.7*	46	*0.7*
Delaware	0	--	2,572	*33.8*	1,815	*23.9*	274	*3.6*	777	*10.2*
Montgomery	4,694	*44.2*	1,875	*17.7*	3,328	*31.3*	34	*0.3*	118	*1.1*
3rd Class Counties										
Berks	1	*<0.1*	1,431	*40.8*	874	*24.9*	109	*3.1*	386	*11.0*
Chester	0	--	1,299	*29.6*	1,379	*31.4*	17	*0.4*	216	*4.9*
Cumberland	4	*0.2*	697	*39.0*	816	*45.7*	16	*0.9*	0	--
Dauphin	408	*15.4*	820	*30.9*	556	*21.0*	286	*10.8*	269	*10.1*
Erie	635	*25.7*	803	*32.5*	828	*33.5*	0	--	20	*0.8*
Lackawanna	0	--	113	*4.0*	831	*29.4*	348	*12.3*	457	*16.2*
Lancaster	1,234	*38.8*	1,447	*45.5*	102	*3.2*	30	*0.9*	14	*0.4*
Lehigh	0	--	1,285	*32.0*	1,330	*33.1*	189	*4.7*	656	*16.3*
Luzerne	0	--	1,469	*42.7*	420	*12.2*	0	--	234	*6.8*
Northampton	26	*0.8*	1,143	*35.3*	16	*0.5*	83	*2.6*	1,577	*48.8*
Westmoreland	211	*7.2*	1,252	*42.5*	942	*32.0*	118	*4.0*	1	*<0.1*
York	687	*15.4*	1,455	*32.7*	166	*3.7*	86	*1.9*	1,347	*30.2*
4th Class Counties										
Beaver	263	*17.4*	388	*25.7*	346	*22.9*	207	*13.7*	195	*12.9*
Butler	186	*13.9*	375	*28.0*	541	*40.5*	18	*1.3*	147	*11.0*
Cambria	84	*8.7*	326	*33.9*	160	*16.6*	44	*4.6*	304	*31.6*
Centre	17	*2.3*	215	*28.9*	50	*6.7*	46	*6.2*	290	*39.0*
Fayette	0	--	427	*39.4*	293	*27.0*	2	*0.2*	210	*19.4*
Franklin	115	*3.3*	2,656	*75.5*	218	*6.2*	4	*0.1*	288	*8.2*
Monroe	222	*6.4*	1,820	*52.6*	891	*25.7*	3	*0.1*	348	*10.0*
Schuylkill	322	*21.8*	372	*25.1*	456	*30.8*	27	*1.8*	44	*3.0*
Washington	0	--	488	*62.6*	70	*9.0*	17	*2.2*	0	--
5th Class Counties										
Adams	7	*1.0*	316	*45.0*	252	*35.9*	50	*7.1*	28	*4.0*
Blair	0	--	331	*35.0*	449	*47.5*	0	--	104	*11.0*
Lawrence	117	*17.3*	226	*33.3*	3	*0.4*	23	*3.4*	254	*37.5*
Lebanon	102	*9.1*	396	*35.5*	199	*17.8*	48	*4.3*	115	*10.3*
Lycoming	64	*7.1*	259	*28.7*	369	*40.9*	8	*0.9*	44	*4.9*
Mercer	24	*2.6*	396	*42.1*	318	*33.8*	2	*0.2*	63	*6.7*
Northumberland	1	*0.2*	266	*45.5*	82	*14.0*	0	--	221	*37.8*

	Dispositive Motions	%	Transf'd/ Withdrawn	%	Decided By Arb. Board	%	Moved to Inactive Status	%	Trial: Non-Jury Trial	%	Trial: Jury Trial	%	Cases Processed
1st Class County													
Philadelphia	989	*3.1*	368	*1.2*	1,447	*4.6*	1,627	*5.1*	316	*1.0*	366	*1.2*	31,675
2nd Class County													
Allegheny	2,094	*5.3*	106	*0.3*	1,300	*3.3*	382	*1.0*	486	*1.2*	59	*0.1*	39,775
2A Class Counties													
Bucks	0	--	2,606	*40.5*	191	*3.0*	147	*2.3*	17	*0.3*	22	*0.3*	6,442
Delaware	327	*4.3*	863	*11.3*	612	*8.0*	199	*2.6*	123	*1.6*	44	*0.6*	7,606
Montgomery	0	--	267	*2.5*	264	*2.5*	0	--	30	*0.3*	11	*0.1*	10,621
3rd Class Counties													
Berks	308	*8.8*	233	*6.6*	72	*2.1*	66	*1.9*	12	*0.3*	16	*0.5*	3,508
Chester	716	*16.3*	323	*7.4*	278	*6.3*	66	*1.5*	67	*1.5*	28	*0.6*	4,389
Cumberland	66	*3.7*	135	*7.6*	32	*1.8*	14	*0.8*	3	*0.2*	4	*0.2*	1,787
Dauphin	38	*1.4*	61	*2.3*	38	*1.4*	35	*1.3*	134	*5.1*	8	*0.3*	2,653
Erie	96	*3.9*	27	*1.1*	42	*1.7*	9	*0.4*	0	--	8	*0.3*	2,468
Lackawanna	474	*16.8*	438	*15.5*	123	*4.4*	6	*0.2*	23	*0.8*	10	*0.4*	2,823
Lancaster	298	*9.4*	4	*0.1*	24	*0.8*	20	*0.6*	2	*0.1*	8	*0.3*	3,183
Lehigh	100	*2.5*	87	*2.2*	249	*6.2*	77	*1.9*	18	*0.4*	29	*0.7*	4,020
Luzerne	1,035	*30.1*	137	*4.0*	116	*3.4*	0	--	1	*<0.1*	25	*0.7*	3,437
Northampton	58	*1.8*	103	*3.2*	89	*2.8*	68	*2.1*	66	*2.0*	5	*0.2*	3,234
Westmoreland	154	*5.2*	95	*3.2*	130	*4.4*	20	*0.7*	11	*0.4*	14	*0.5*	2,948
York	551	*12.4*	11	*0.2*	69	*1.5*	65	*1.5*	9	*0.2*	10	*0.2*	4,456
4th Class Counties													
Beaver	29	*1.9*	5	*0.3*	48	*3.2*	13	*0.9*	6	*0.4*	8	*0.5*	1,508
Butler	13	*1.0*	3	*0.2*	39	*2.9*	9	*0.7*	4	*0.3*	2	*0.1*	1,337
Cambria	22	*2.3*	10	*1.0*	4	*0.4*	1	*0.1*	6	*0.6*	1	*0.1*	962
Centre	30	*4.0*	22	*3.0*	40	*5.4*	9	*1.2*	2	*0.3*	23	*3.1*	744
Fayette	98	*9.0*	16	*1.5*	31	*2.9*	0	--	3	*0.3*	4	*0.4*	1,084
Franklin	9	*0.3*	41	*1.2*	18	*0.5*	162	*4.6*	1	*<0.1*	7	*0.2*	3,519
Monroe	2	*0.1*	78	*2.3*	78	*2.3*	2	*0.1*	10	*0.3*	9	*0.3*	3,463
Schuylkill	169	*11.4*	43	*2.9*	15	*1.0*	22	*1.5*	7	*0.5*	3	*0.2*	1,480
Washington	112	*14.4*	37	*4.7*	37	*4.7*	1	*0.1*	10	*1.3*	7	*0.9*	779
5th Class Counties													
Adams	16	*2.3*	12	*1.7*	14	*2.0*	5	*0.7*	1	*0.1*	1	*0.1*	702
Blair	0	--	14	*1.5*	19	*2.0*	20	*2.1*	7	*0.7*	2	*0.2*	946
Lawrence	23	*3.4*	15	*2.2*	14	*2.1*	1	*0.1*	0	--	2	*0.3*	678
Lebanon	107	*9.6*	71	*6.4*	26	*2.3*	4	*0.4*	48	*4.3*	1	*0.1*	1,117
Lycoming	48	*5.3*	27	*3.0*	28	*3.1*	17	*1.9*	35	*3.9*	4	*0.4*	903
Mercer	114	*12.1*	7	*0.7*	14	*1.5*	0	--	0	--	2	*0.2*	940
Northumberland	2	*0.3*	0	--	4	*0.7*	0	--	2	*0.3*	6	*1.0*	584

Non-Trial:

	Admin. Purge	%	Default Judgments	%	Settlements	%	Other	%	Dismissed/ Discontinued	%
6th Class Counties										
Armstrong	74	*14.1*	200	*38.0*	19	*3.6*	3	*0.6*	165	*31.4*
Bedford	1	*0.4*	122	*47.7*	18	*7.0*	26	*10.2*	80	*31.3*
Bradford	0	--	164	*57.5*	111	*38.9*	1	*0.4*	2	*0.7*
Carbon	3	*0.3*	393	*41.2*	161	*16.9*	10	*1.0*	163	*17.1*
Clarion	55	*19.6*	60	*21.4*	16	*5.7*	33	*11.7*	75	*26.7*
Clearfield	0	--	391	*57.0*	76	*11.1*	81	*11.8*	10	*1.5*
Clinton	20	*5.3*	117	*31.1*	101	*26.9*	80	*21.3*	22	*5.9*
Columbia	208	*36.1*	155	*26.9*	17	*3.0*	15	*2.6*	124	*21.5*
Crawford	333	*29.9*	242	*21.8*	35	*3.1*	37	*3.3*	362	*32.6*
Elk	75	*29.8*	58	*23.0*	10	*4.0*	15	*6.0*	72	*28.6*
Greene	7	*2.4*	53	*18.3*	34	*11.7*	18	*6.2*	135	*46.6*
Huntingdon	212	*48.8*	105	*24.2*	3	*0.7*	44	*10.1*	52	*12.0*
Indiana	0	--	97	*23.0*	163	*38.6*	15	*3.6*	125	*29.6*
Jefferson	36	*11.1*	119	*36.6*	20	*6.2*	8	*2.5*	78	*24.0*
McKean	22	*6.0*	109	*29.9*	37	*10.2*	27	*7.4*	118	*32.4*
Mifflin	1	*0.4*	86	*37.4*	42	*18.3*	48	*20.9*	46	*20.0*
Perry	21	*9.3*	126	*55.8*	53	*23.5*	6	*2.7*	0	--
Pike	91	*9.0*	601	*59.5*	44	*4.4*	4	*0.4*	246	*24.4*
Somerset	104	*14.6*	194	*27.2*	241	*33.8*	17	*2.4*	66	*9.2*
Susquehanna	0	--	89	*58.2*	45	*29.4*	0	--	19	*12.4*
Tioga	25	*9.4*	79	*29.7*	104	*39.1*	0	--	22	*8.3*
Venango	50	*15.6*	167	*52.2*	27	*8.4*	43	*13.4*	20	*6.3*
Warren	0	--	112	*43.6*	71	*27.6*	58	*22.6*	9	*3.5*
Wayne	0	--	266	*33.5*	121	*15.2*	3	*0.4*	175	*22.0*
7th Class Counties										
Juniata	20	*36.4*	0	--	2	*3.6*	10	*18.2*	23	*41.8*
Snyder	7	*3.3*	80	*38.3*	4	*1.9*	3	*1.4*	76	*36.4*
Union	7	*3.9*	67	*37.2*	38	*21.1*	1	*0.6*	43	*23.9*
Wyoming	10	*5.8*	42	*24.4*	34	*19.8*	0	--	36	*20.9*
8th Class Counties										
Cameron	0	--	20	*55.6*	0	--	5	*13.9*	8	*22.2*
Forest	0	--	13	*28.3*	3	*6.5*	6	*13.0*	20	*43.5*
Fulton	1	*1.2*	43	*52.4*	9	*11.0*	20	*24.4*	9	*11.0*
Montour	173	*45.5*	100	*26.3*	32	*8.4*	10	*2.6*	43	*11.3*
Potter	5	*6.6*	33	*43.4*	10	*13.2*	0	--	19	*25.0*
Sullivan	0	--	3	*11.1*	10	*37.0*	0	--	0	--

	Dispositive Motions	%	Transf'd/ Withdrawn	%	Decided By Arb. Board	%	Moved to Inactive Status	%	Trial: Non-Jury Trial	%	Jury Trial	%	Cases Processed
6th Class Counties													
Armstrong	30	*5.7*	18	*3.4*	16	*3.0*	1	*0.2*	0	--	0	--	526
Bedford	0	--	9	*3.5*	0	--	0	--	0	--	0	--	256
Bradford	0	--	2	*0.7*	1	*0.4*	1	*0.4*	1	*0.4*	2	*0.7*	285
Carbon	27	*2.8*	41	*4.3*	54	*5.7*	20	*2.1*	82	*8.6*	1	*0.1*	955
Clarion	25	*8.9*	8	*2.8*	5	*1.8*	0	--	0	--	4	*1.4*	281
Clearfield	114	*16.6*	2	*0.3*	10	*1.5*	0	--	2	*0.3*	0	--	686
Clinton	1	*0.3*	11	*2.9*	6	*1.6*	3	*0.8*	15	*4.0*	0	--	376
Columbia	23	*4.0*	24	*4.2*	10	*1.7*	0	--	0	--	0	--	576
Crawford	60	*5.4*	22	*2.0*	10	*0.9*	10	*0.9*	0	--	1	*0.1*	1,112
Elk	14	*5.6*	6	*2.4*	1	*0.4*	0	--	0	--	1	*0.4*	252
Greene	4	*1.4*	7	*2.4*	8	*2.8*	0	--	1	*0.3*	23	*7.9*	290
Huntingdon	5	*1.2*	4	*0.9*	7	*1.6*	0	--	2	*0.5*	0	--	434
Indiana	10	*2.4*	5	*1.2*	2	*0.5*	0	--	2	*0.5*	3	*0.7*	422
Jefferson	49	*15.1*	4	*1.2*	9	*2.8*	0	--	1	*0.3*	1	*0.3*	325
McKean	28	*7.7*	2	*0.5*	11	*3.0*	9	*2.5*	1	*0.3*	0	--	364
Mifflin	0	--	4	*1.7*	0	--	3	*1.3*	0	--	0	--	230
Perry	0	--	5	*2.2*	7	*3.1*	7	*3.1*	1	*0.4*	0	--	226
Pike	0	--	9	*0.9*	5	*0.5*	0	--	8	*0.8*	2	*0.2*	1,010
Somerset	39	*5.5*	29	*4.1*	12	*1.7*	7	*1.0*	4	*0.6*	1	*0.1*	714
Susquehanna	0	--	0	--	0	--	0	--	0	--	0	--	153
Tioga	24	*9.0*	4	*1.5*	3	*1.1*	0	--	2	*0.8*	3	*1.1*	266
Venango	0	--	13	*4.1*	0	--	0	--	0	--	0	--	320
Warren	0	--	1	*0.4*	3	*1.2*	0	--	0	--	3	*1.2*	257
Wayne	14	*1.8*	153	*19.2*	44	*5.5*	13	*1.6*	3	*0.4*	3	*0.4*	795
7th Class Counties													
Juniata	0	--	0	--	0	--	0	--	0	--	0	--	55
Snyder	10	*4.8*	12	*5.7*	13	*6.2*	3	*1.4*	1	*0.5*	0	--	209
Union	0	--	4	*2.2*	10	*5.6*	0	--	10	*5.6*	0	--	180
Wyoming	39	*22.7*	8	*4.7*	3	*1.7*	0	--	0	--	0	--	172
8th Class Counties													
Cameron	0	--	1	*2.8*	2	*5.6*	0	--	0	--	0	--	36
Forest	0	--	2	*4.3*	2	*4.3*	0	--	0	--	0	--	46
Fulton	0	--	0	--	0	--	0	--	0	--	0	--	82
Montour	10	*2.6*	10	*2.6*	2	*0.5*	0	--	0	--	0	--	380
Potter	6	*7.9*	1	*1.3*	0	--	0	--	0	--	2	*2.6*	76
Sullivan	13	*48.1*	0	--	1	*3.7*	0	--	0	--	0	--	27

	0-6 Months	%	7-12 Months	%	13-18 Months	%	19-24 Months	%	25-30 Months	%	31-36 Months	%	37-42 Months	%
1st Class County														
Philadelphia	10,156	*41.6*	6,775	*27.7*	3,529	*14.5*	1,046	*4.3*	426	*1.7*	176	*0.7*	60	*0.2*
2nd Class County														
Allegheny	5,127	*12.4*	4,010	*9.7*	3,643	*8.8*	3,651	*8.8*	3,992	*9.7*	3,519	*8.5*	3,760	*9.1*
2A Class Counties														
Bucks	1,826	*27.5*	1,132	*17.1*	789	*11.9*	623	*9.4*	549	*8.3*	520	*7.8*	312	*4.7*
Delaware	1,409	*29.9*	1,028	*21.8*	589	*12.5*	420	*8.9*	355	*7.5*	430	*9.1*	144	*3.1*
Montgomery	2,277	*23.8*	1,452	*15.2*	1,164	*12.2*	998	*10.4*	820	*8.6*	540	*5.6*	527	*5.5*
3rd Class Counties														
Berks	832	*26.0*	434	*13.6*	373	*11.7*	286	*8.9*	260	*8.1*	234	*7.3*	258	*8.1*
Chester	1,194	*58.2*	348	*17.0*	173	*8.4*	89	*4.3*	59	*2.9*	20	*1.0*	15	*0.7*
Cumberland	452	*12.7*	235	*6.6*	242	*6.8*	143	*4.0*	171	*4.8*	193	*5.4*	186	*5.2*
Dauphin	465	*22.3*	317	*15.2*	232	*11.1*	230	*11.0*	159	*7.6*	84	*4.0*	66	*3.2*
Erie	569	*31.1*	320	*17.5*	253	*13.8*	184	*10.1*	186	*10.2*	86	*4.7*	65	*3.6*
Lackawanna	2,321	*41.9*	1,629	*29.4*	650	*11.7*	411	*7.4*	258	*4.7*	168	*3.0*	63	*1.1*
Lancaster	951	*13.8*	801	*11.6*	930	*13.5*	632	*9.2*	531	*7.7*	411	*6.0*	657	*9.5*
Lehigh	996	*53.9*	332	*18.0*	141	*7.6*	103	*5.6*	71	*3.8*	39	*2.1*	36	*1.9*
Luzerne	456	*11.4*	643	*16.1*	449	*11.2*	440	*11.0*	387	*9.7*	358	*9.0*	338	*8.5*
Northampton	956	*47.0*	399	*19.6*	211	*10.4*	159	*7.8*	108	*5.3*	71	*3.5*	51	*2.5*
Westmoreland	867	*37.9*	444	*19.4*	293	*12.8*	216	*9.4*	124	*5.4*	95	*4.2*	72	*3.1*
York	688	*29.6*	450	*19.3*	377	*16.2*	231	*9.9*	175	*7.5*	142	*6.1*	87	*3.7*
4th Class Counties														
Beaver	374	*34.6*	198	*18.3*	156	*14.4*	104	*9.6*	82	*7.6*	76	*7.0*	28	*2.6*
Butler	321	*33.7*	158	*16.6*	115	*12.1*	107	*11.2*	101	*10.6*	48	*5.0*	31	*3.3*
Cambria	299	*23.6*	165	*13.0*	130	*10.3*	107	*8.5*	100	*7.9*	190	*15.0*	71	*5.6*
Centre	197	*49.7*	69	*17.4*	38	*9.6*	27	*6.8*	30	*7.6*	10	*2.5*	9	*2.3*
Fayette	336	*24.1*	187	*13.4*	164	*11.7*	130	*9.3*	129	*9.2*	101	*7.2*	120	*8.6*
Franklin	241	*37.3*	120	*18.6*	71	*11.0*	77	*11.9*	52	*8.0*	16	*2.5*	15	*2.3*
Monroe	533	*30.2*	328	*18.6*	257	*14.6*	243	*13.8*	154	*8.7*	82	*4.6*	55	*3.1*
Schuylkill	331	*21.6*	236	*15.4*	171	*11.2*	125	*8.2*	121	*7.9*	93	*6.1*	96	*6.3*
Washington	223	*54.3*	102	*24.8*	45	*10.9*	15	*3.6*	10	*2.4*	7	*1.7*	5	*1.2*
5th Class Counties														
Adams	152	*53.7*	69	*24.4*	31	*11.0*	22	*7.8*	4	*1.4*	3	*1.1*	1	*0.4*
Blair	239	*50.5*	101	*21.4*	46	*9.7*	23	*4.9*	14	*3.0*	20	*4.2*	2	*0.4*
Lawrence	184	*27.9*	120	*18.2*	97	*14.7*	86	*13.0*	44	*6.7*	31	*4.7*	17	*2.6*
Lebanon	397	*43.1*	121	*13.1*	75	*8.1*	77	*8.4*	63	*6.8*	70	*7.6*	23	*2.5*
Lycoming	218	*34.1*	124	*19.4*	102	*15.9*	50	*7.8*	48	*7.5*	53	*8.3*	17	*2.7*
Mercer	184	*31.3*	72	*12.2*	84	*14.3*	78	*13.3*	83	*14.1*	35	*6.0*	17	*2.9*
Northumberland	159	*27.7*	130	*22.7*	61	*10.6*	61	*10.6*	50	*8.7*	43	*7.5*	24	*4.2*

	43-48 Months	%	49-54 Months	%	55-60 Months	%	61-66 Months	%	67-72 Months	%	Over 72 Months	%	Total
1st Class County													
Philadelphia	65	*0.3*	52	*0.2*	1,070	*4.4*	662	*2.7*	275	*1.1*	130	*0.5*	24,422
2nd Class County													
Allegheny	4,556	*11.0*	4,740	*11.5*	4,351	--	0	--	0	--	0	--	41,349
2A Class Counties													
Bucks	207	*3.1*	143	*2.2*	138	*2.1*	110	*1.7*	80	*1.2*	209	*3.1*	6,638
Delaware	110	*2.3*	54	*1.1*	66	*1.4*	48	*1.0*	7	*0.1*	51	*1.1*	4,711
Montgomery	466	*4.9*	354	*3.7*	328	*3.4*	148	*1.5*	106	*1.1*	379	*4.0*	9,559
3rd Class Counties													
Berks	166	*5.2*	105	*3.3*	55	*1.7*	36	*1.1*	29	*0.9*	132	*4.1*	3,200
Chester	12	*0.6*	9	*0.4*	7	*0.3*	9	*0.4*	10	*0.5*	107	*5.2*	2,052
Cumberland	249	*7.0*	176	*4.9*	199	*5.6*	175	*4.9*	174	*4.9*	964	*27.1*	3,559
Dauphin	75	*3.6*	44	*2.1*	38	*1.8*	28	*1.3*	20	*1.0*	324	*15.6*	2,082
Erie	29	*1.6*	36	*2.0*	31	*1.7*	23	*1.3*	13	*0.7*	32	*1.8*	1,827
Lackawanna	26	*0.5*	5	*0.1*	7	*<0.1*	1	*<0.1*	1	*<0.1*	3	*0.1*	5,543
Lancaster	533	*7.7*	451	*6.5*	509	*7.4*	490	*7.1*	3	*<0.1*	7	*0.1*	6,906
Lehigh	24	*1.3*	15	*0.8*	12	*0.6*	13	*0.7*	6	*0.3*	61	*3.3*	1,849
Luzerne	370	*9.3*	321	*8.0*	118	*3.0*	66	*1.7*	28	*0.7*	26	*0.7*	4,000
Northampton	34	*1.7*	12	*0.6*	15	*0.7*	6	*0.3*	7	*0.3*	7	*0.3*	2,036
Westmoreland	60	*2.6*	39	*1.7*	39	*1.7*	10	*0.4*	3	*0.1*	27	*1.2*	2,289
York	76	*3.3*	46	*2.0*	32	*1.4*	22	*0.9*	1	*<0.1*	0	--	2,327
4th Class Counties													
Beaver	31	*2.9*	16	*1.5*	5	*0.5*	4	*0.4*	1	*0.1*	7	*0.6*	1,082
Butler	25	*2.6*	5	*0.5*	20	*2.1*	12	*1.3*	2	*0.2*	7	*0.7*	952
Cambria	71	*5.6*	114	*9.0*	0	*0.0*	1	*0.1*	1	*0.1*	17	*1.3*	1,266
Centre	4	*1.0*	6	*1.5*	1	--	0	--	0	--	5	*1.3*	396
Fayette	69	*4.9*	38	*2.7*	28	*2.0*	25	*1.8*	19	*1.4*	50	*3.6*	1,396
Franklin	21	*3.3*	9	*1.4*	12	*1.9*	1	*0.2*	1	*0.2*	10	*1.5*	646
Monroe	33	*1.9*	20	*1.1*	27	*1.5*	8	*0.5*	7	*0.4*	18	*1.0*	1,765
Schuylkill	81	*5.3*	48	*3.1*	34	*2.2*	18	*1.2*	18	*1.2*	160	*10.4*	1,532
Washington	3	*0.7*	1	*0.2*	0	--	0	--	0	--	0	--	411
5th Class Counties													
Adams	0	--	0	--	0	--	0	--	0	--	1	*0.4*	283
Blair	5	*1.1*	6	*1.3*	7	*1.5*	6	*1.3*	0	--	4	*0.8*	473
Lawrence	22	*3.3*	22	*3.3*	12	*1.8*	8	*1.2*	2	*0.3*	15	*2.3*	660
Lebanon	25	*2.7*	24	*2.6*	18	*2.0*	29	*3.1*	0	--	0	--	922
Lycoming	6	*0.9*	8	*1.3*	1	*0.2*	4	*0.6*	4	*0.6*	5	*0.8*	640
Mercer	6	*1.0*	6	*1.0*	6	*1.0*	3	*0.5*	1	*0.2*	13	*2.2*	588
Northumberland	29	*5.1*	8	*1.4*	3	*0.5*	5	*0.9*	0	--	0	--	573

	0-6 Months	%	7-12 Months	%	13-18 Months	%	19-24 Months	%	25-30 Months	%	31-36 Months	%	37-42 Months	%
6th Class Counties														
Armstrong	122	*45.0*	39	*14.4*	41	*15.1*	27	*10.0*	19	*7.0*	6	*2.2*	5	*1.8*
Bedford	90	*21.2*	45	*10.6*	30	*7.1*	30	*7.1*	52	*12.2*	25	*5.9*	13	*3.1*
Bradford	127	*21.4*	80	*13.5*	55	*9.3*	49	*8.3*	39	*6.6*	49	*8.3*	46	*7.8*
Carbon	153	*46.4*	82	*24.8*	34	*10.3*	21	*6.4*	13	*3.9*	11	*3.3*	6	*1.8*
Clarion	50	*41.0*	19	*15.6*	24	*19.7*	10	*8.2*	6	*4.9*	1	*0.8*	2	*1.6*
Clearfield	124	*38.8*	69	*21.6*	43	*13.4*	28	*8.8*	14	*4.4*	19	*5.9*	5	*1.6*
Clinton	42	*40.8*	25	*24.3*	16	*15.5*	9	*8.7*	6	*5.8*	4	*3.9*	0	--
Columbia	115	*30.1*	63	*16.5*	44	*11.5*	52	*13.6*	34	*8.9*	37	*9.7*	11	*2.9*
Crawford	135	*35.6*	48	*12.7*	60	*15.8*	45	*11.9*	38	*10.0*	21	*5.5*	8	*2.1*
Elk	68	*32.7*	26	*12.5*	31	*14.9*	19	*9.1*	21	*10.1*	10	*4.8*	9	*4.3*
Greene	48	*40.3*	29	*24.4*	8	*6.7*	8	*6.7*	9	*7.6*	8	*6.7*	6	*5.0*
Huntingdon	84	*29.9*	47	*16.7*	38	*13.5*	30	*10.7*	31	*11.0*	18	*6.4*	5	*1.8*
Indiana	147	*23.1*	96	*15.1*	62	*9.8*	65	*10.2*	46	*7.2*	38	*6.0*	53	*8.3*
Jefferson	68	*34.9*	35	*17.9*	29	*14.9*	15	*7.7*	19	*9.7*	15	*7.7*	2	*1.0*
McKean	46	*51.1*	16	*17.8*	8	*8.9*	3	*3.3*	8	*8.9*	3	*3.3*	2	*2.2*
Mifflin	32	*21.6*	26	*17.6*	23	*15.5*	17	*11.5*	21	*14.2*	10	*6.8*	9	*6.1*
Perry	83	*39.7*	25	*12.0*	21	*10.0*	15	*7.2*	26	*12.4*	9	*4.3*	7	*3.3*
Pike	181	*22.6*	115	*14.4*	88	*11.0*	62	*7.8*	60	*7.5*	54	*6.8*	23	*2.9*
Somerset	155	*33.6*	90	*19.5*	50	*10.8*	58	*12.6*	30	*6.5*	19	*4.1*	14	*3.0*
Susquehanna	122	*19.9*	58	*9.4*	60	*9.8*	50	*8.1*	48	*7.8*	51	*8.3*	57	*9.3*
Tioga	288	*44.0*	137	*20.9*	81	*12.4*	44	*6.7*	43	*6.6*	38	*5.8*	6	*0.9*
Venango	230	*64.8*	32	*9.0*	19	*5.4*	14	*3.9*	18	*5.1*	11	*3.1*	16	*4.5*
Warren	53	*22.1*	27	*11.3*	24	*10.0*	14	*5.8*	21	*8.8*	20	*8.3*	19	*7.9*
Wayne	113	*48.3*	41	*17.5*	28	*12.0*	19	*8.1*	10	*4.3*	8	*3.4*	6	*2.6*
7th Class Counties														
Juniata	40	*15.7*	25	*9.8*	25	*9.8*	20	*7.9*	20	*7.9*	15	*5.9*	23	*9.1*
Snyder	53	*49.1*	22	*20.4*	9	*8.3*	6	*5.6*	3	*2.8*	3	*2.8*	4	*3.7*
Union	65	*40.9*	31	*19.5*	23	*14.5*	15	*9.4*	12	*7.5*	4	*2.5*	4	*2.5*
Wyoming	65	*21.0*	47	*15.2*	41	*13.2*	47	*15.2*	56	*18.1*	34	*11.0*	15	*4.8*
8th Class Counties														
Cameron	8	*36.4*	2	*9.1*	1	*4.5*	0	--	2	*9.1*	1	*4.5*	1	*4.5*
Forest	11	*28.2*	4	*10.3*	3	*7.7*	5	*12.8*	2	*5.1*	1	*2.6*	2	*5.1*
Fulton	18	*38.3*	8	*17.0*	7	*14.9*	3	*6.4*	2	*4.3*	3	*6.4*	2	*4.3*
Montour	37	*33.0*	23	*20.5*	14	*12.5*	7	*6.3*	7	*6.3*	7	*6.3*	4	*3.6*
Potter	28	*20.3*	24	*17.4*	14	*10.1*	7	*5.1*	13	*9.4*	8	*5.8*	5	*3.6*
Sullivan	5	*16.1*	7	*22.6*	9	*29.0*	9	*29.0*	1	*3.2*	0	--	0	--

	43-48 Months	%	49-54 Months	%	55-60 Months	%	61-66 Months	%	67-72 Months	%	Over 72 Months	%	Total
6th Class Counties													
Armstrong	5	*1.8*	0	--	3	*1.1*	1	*0.4*	0	--	3	*1.1*	271
Bedford	38	*8.9*	37	*8.7*	26	*6.1*	24	*5.6*	5	*1.2*	10	*2.4*	425
Bradford	44	*7.4*	26	*4.4*	28	*4.7*	17	*2.9*	10	*1.7*	23	*3.9*	593
Carbon	0	--	0	--	1	*0.3*	3	*0.9*	2	*0.6*	4	*1.2*	330
Clarion	3	*2.5*	0	--	1	*0.8*	1	*0.8*	3	*2.5*	2	*1.6*	122
Clearfield	3	*0.9*	8	*2.5*	3	--	0	--	0	--	4	*1.3*	320
Clinton	0	--	0	--	1	--	0	--	0	--	0	--	103
Columbia	7	*1.8*	4	*1.0*	2	*0.5*	2	*0.5*	3	*0.8*	8	*2.1*	382
Crawford	10	*2.6*	4	*1.1*	3	*0.8*	7	*1.8*	0	--	0	--	379
Elk	5	*2.4*	3	*1.4*	5	*2.4*	5	*2.4*	1	*0.5*	5	*2.4*	208
Greene	1	*0.8*	2	*1.7*	0	--	0	--	0	--	0	--	119
Huntingdon	11	*3.9*	5	*1.8*	2	*0.7*	2	*0.7*	1	*0.4*	7	*2.5*	281
Indiana	37	*5.8*	34	*5.4*	29	*4.6*	16	*2.5*	0	--	12	*1.9*	635
Jefferson	1	*0.5*	0	--	3	*1.5*	3	*1.5*	2	*1.0*	3	*1.5*	195
McKean	0	--	0	--	1	*1.1*	2	*2.2*	0	--	1	*1.1*	90
Mifflin	5	*3.4*	1	*0.7*	3	*2.0*	1	*0.7*	0	--	0	--	148
Perry	4	*1.9*	3	*1.4*	5	*2.4*	7	*3.3*	2	*1.0*	2	*1.0*	209
Pike	43	*5.4*	68	*8.5*	55	*6.9*	51	*6.4*	0	--	0	--	800
Somerset	9	*2.0*	8	*1.7*	1	*0.2*	6	*1.3*	3	*0.7*	18	*3.9*	461
Susquehanna	64	*10.4*	35	*5.7*	33	*5.4*	33	*5.4*	1	*0.2*	2	*0.3*	614
Tioga	5	*0.8*	5	*0.8*	5	*0.8*	2	*0.3*	0	--	0	--	654
Venango	15	*4.2*	0	--	0	--	0	--	0	--	0	--	355
Warren	16	*6.7*	14	*5.8*	21	*8.8*	3	*1.3*	1	*0.4*	7	*2.9*	240
Wayne	2	*0.9*	2	*0.9*	3	--	0	--	1	*0.4*	1	*0.4*	234
7th Class Counties													
Juniata	24	*9.4*	15	*5.9*	23	*9.1*	24	*9.4*	0	--	0	--	254
Snyder	2	*1.9*	3	*2.8*	2	*1.9*	1	*0.9*	0	--	0	--	108
Union	1	*0.6*	2	*1.3*	1	*0.6*	1	*0.6*	0	--	0	--	159
Wyoming	5	*1.6*	0	--	0	--	0	--	0	--	0	--	310
8th Class Counties													
Cameron	0	--	1	*4.5*	1	*4.5*	3	*13.6*	0	--	2	*9.1*	22
Forest	2	*5.1*	5	*12.8*	3	--	0	--	0	--	1	*2.6*	39
Fulton	2	*4.3*	0	--	1	*2.1*	1	*2.1*	0	--	0	--	47
Montour	3	*2.7*	1	*0.9*	3	*2.7*	1	*0.9*	0	--	5	*4.5*	112
Potter	8	*5.8*	11	*8.0*	5	*3.6*	11	*8.0*	3	*2.2*	1	*0.7*	138
Sullivan	0	--	0	--	0	--	0	--	0	--	0	--	31

CIVIL

… cases in which the plaintiff requests enforcement or protection of a right or the remedy for, or prevention of, a wrong done by the defendant.

Age of Pending Cases	A breakdown of the caseload by the interval of time elapsed from the date of first filing to year's end.
Arbitration Appeal	A category for civil cases appealed de novo from an arbitration award.
Cases Decided by an Arbitration Board	Civil Actions decided by a Board of Arbitrators following an evidentiary hearing.
Cases Transferred In	Civil cases transferred from another jurisdiction.
Civil Action	A category of civil cases in which an action is brought to enforce, redress or protect private rights.
Civil Other	A residual category of civil cases which are not Civil Actions. Included in this category are mandamus, replevin, mortgage foreclosure, etc.
Civil Appeals	Cases in which the party filing in the court of common pleas is disputing the decision of a Magisterial District Judge or Philadelphia Municipal Court Judge, a board of arbitrators, or an administrative agency. Administrative agencies include the Board of Assessment, the County Board of Elections, the Department of Transportation, and the Zoning Board. **Statutory Appeal: Other** - a residual case type category of civil appeals; the challenge to an action specifically provided for by statute. **Other** - a residual case type category for civil appeals that can not be counted in the listed categories.
Contract	Civil cases involving a dispute over an express or implied agreement between two or more parties: **Buyer Plaintiff** - cases where a plaintiff/buyer of goods or services brings suit against a defendant/seller of goods or services for failure to either deliver the goods or services or to honor a warranty as promised in an express or implied agreement. **Debt Collection: Credit Card** - cases where the plaintiff brings suit against a defendant for failure to pay for the goods or services as promised in either an express or implied credit card agreement/contract. **Debt Collection: Other** - a residual case type category for debt collection that can not be counted as an attempt to collect a credit card debt.

Employment Dispute: Discrimination - cases in which the plaintiff/employee alleges that the defendant/employer denied hiring, salary increases, or other forms of advancement based on the employee's race, gender, national origin, or sexual orientation.

Employment Dispute: Other - cases involving allegations other than discrimination, for instance wrongful termination.

Other - a residual case type category for contract cases that can not be counted in the listed categories, for instance fraud, bad faith.

Default Judgments — Judgments entered against a party who failed to defend against a claim that has been brought by another party.

Dispositive Motions — Motions seeking a court order that entirely disposes of one or more claims in favor of the moving party without further court proceedings.

Docketed Cases — The number of cases which have been filed in the prothonotary's office and are intended to be litigated.

Jury Trial — A disposition category for cases resolved by the verdict of a jury.

Mass Tort — A civil action case that involves numerous plaintiffs suing one or several defendants for an action arising from negligence on the part of the defendant/ defendants.

Other - a residual case type category for mass tort cases that can not be counted in the listed categories.

Miscellaneous — Civil cases that can not be counted in the case type categories listed:

Common Law/Statutory Arbitration:

Common Law Arbitration - elements of the arbitration process that are governed by common law.

Statutory Arbitration - elements of the arbitration process that are dictated by statute.

Declaratory Judgment - cases in which the plaintiff is seeking a decision from the court deciding the legal rights, duties or status of the parties.

Mandamus - cases in which the plaintiff seeks to force an official to perform an act he/she is legally required to do. The purpose is only to enforce rights already established.

Non-Domestic Relations Restraining Order - cases in which a petition for a restraining order is not the result of a domestic altercation. Cases reported in this category include petitions filed under the Protection from Sexual Violence & Intimidation Act (42 Pa.C.S. §62A).

Other - a residual case type category for miscellaneous cases that can not be counted in the listed categories.

	Quo Warranto - cases in which the plaintiff seeks to challenge an individual's right to hold a public or corporate office.
	Replevin - cases in which the plaintiff seeks to recover goods or other property from a defendant who has wrongfully taken or retained them.
Moved to Inactive Status	Cases removed from the pending inventory that have been administratively classified as inactive.
Non-Jury Trial	A disposition category for cases resolved by the verdict of a judge.
Other	A residual disposition category for cases that can not be counted in the disposition categories listed.
Pa. R.J.A. 1901 Administrative Purge	Civil cases that are terminated due to inactivity after a reasonable period of time, as dictated by rule.
Professional Liability	Malpractice tort cases in which the defendant is alleged to have failed to provide reasonable professional care, attention, or skill to their patient/client thereby causing physical and/or financial harm:
	Dental - cases that allege misconduct or negligence by a person in the dental profession acting in their professional capacity.
	Legal - cases that allege misconduct or negligence by a person in the legal profession acting in their professional capacity.
	Medical - cases that allege misconduct or negligence by a person in the medical profession acting in their professional capacity.
	Other Professional - malpractice cases that allege misconduct or negligence by a person other than those previously specified such as accountants and architects.
Real Property	Civil cases involving disputes over the ownership, use, boundaries, or value of real property. Real property is land and the things attached to it:
	Ejectment - cases where the plaintiff brings suit in order to recover possession of land.
	Eminent Domain - cases where property is taken by the government and the property owner files suit to halt the action.
	Ground Rent - cases is which the plaintiff/landlord seeks to recover rent paid for the use of land.
	Landlord/Tenant Dispute - cases where the plaintiff alleges a breach of the lease agreement between a landlord and a tenant, such as eviction.
	Mortgage Foreclosure: Residential/Commercial - cases in which a mortgage holder such as a bank or finance company brings suit to take possession of and sell the mortgaged property to satisfy a debt.

Other - a residual case type category for real property cases that can not be counted in the listed categories, such as alleged violations of housing code, mobile park evictions.

Partition - cases where the plaintiff brings suit in order to obtain a court ordered division of jointly owned real property.

Quiet Title - cases in which the plaintiff sues to have the court resolve conflicts over real property.

Returned to Active — Cases previously deemed “inactive” that are being brought back into the pending inventory.

Settlements — A disposition category for cases in which litigants reach an agreement resolving the dispute.

Tort — A civil wrong arising from an act or failure to act, independent of a contract, for which an action for personal injury or property damages may be brought:

Intentional - cases in which injury to property or person is alleged to have been willfully done.

Malicious Prosecution - intentionally initiating a legal action that is brought without probable cause.

Motor Vehicle - cases involving personal injury, property damage, or wrongful death resulting from alleged negligence while operating a motor vehicle.

Nuisance - cases which involve activities that are unreasonable, unwarranted or unlawful, such as excess noise, traffic increase, and public disturbances.

Other - a residual case type category for tort cases that can not be counted in the listed categories.

Premises Liability - cases involving claims brought against the owner of real property where the condition of the property is alleged to be the cause of personal injury.

Product Liability - cases involving the alleged responsibility of a vendor or manufacturer of goods to compensate for injury caused by defective merchandise.

Slander/Libel/Defamation - cases alleging harm to the reputation, community standing, or livelihood of the plaintiff caused by false or misleading statements made by the defendant.

Transferred/Withdrawn — Transferred: cases that have been assigned to another jurisdiction. Withdrawn: cases in which the plaintiff has retracted their filing before the court.

[This page intentionally left blank for printing purposes]

Domestic Relations Section

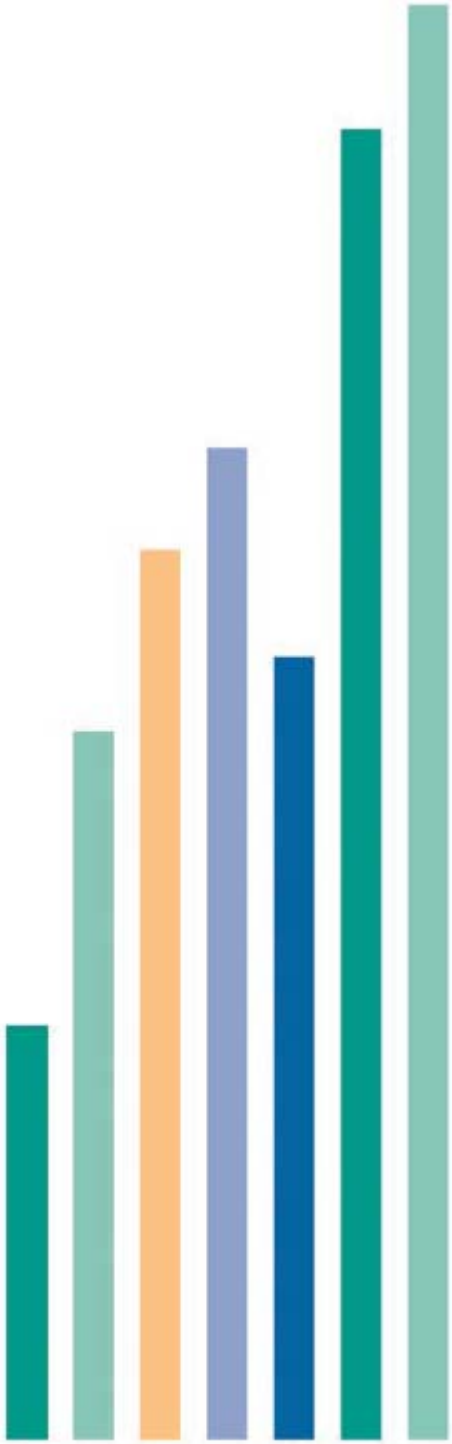

2015 Common Pleas State Totals
Protection from Abuse

Cases Pending 1/1/15	**4,522** (R)	**Of the New Cases Filed:**		
New Cases Filed	37,993	Temporary Orders Requested	37,816	
Cases Available for Processing	**42,515**	Temporary Orders Granted	32,707	*86.5%*
Cases Processed	**37,589**	Temporary Orders Denied	5,109	*13.5%*
Cases Pending 12/31/15	**4,926**			

Processed Due To:

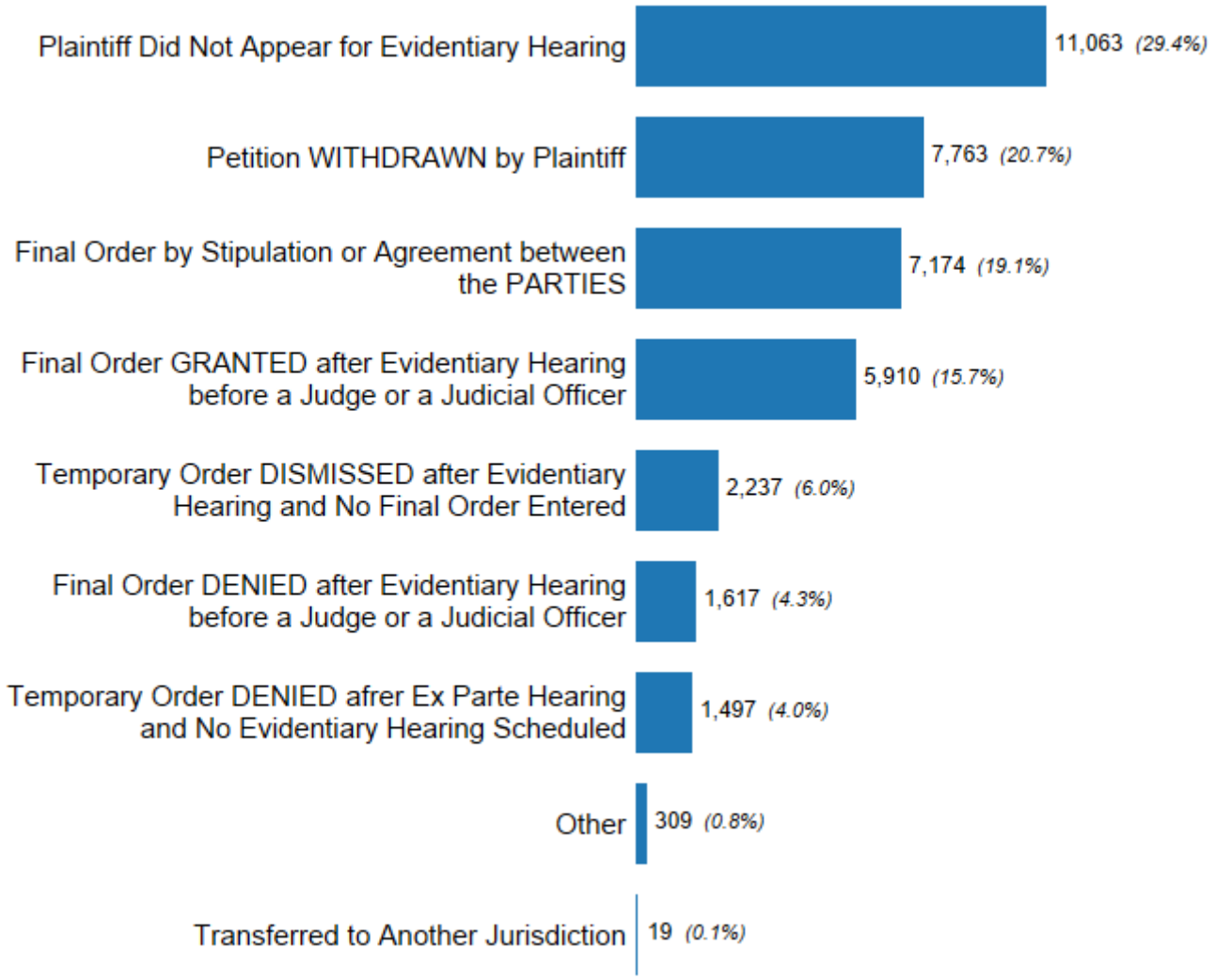

(R) - Revised

Family Court Caseload - 2015 Protection From Abuse Filings

					Of the New Cases Filed:					
	Begin Pending	New Cases Filed	Cases Processed	End Pending	Petitions Requesting Temporary Orders	%	Temporary Orders Granted	%	Temporary Orders Denied	%
1st Class County										
Philadelphia	774	10,101	9,912	963	10,101	*100.0*	8,425	*83.4*	1,676	*16.6*
2nd Class County										
Allegheny	48	3,696	3,702	42	3,696	*100.0*	3,493	*94.5*	203	*5.5*
2A Class Counties										
Bucks	40	487	508	19	424	*87.1*	365	*86.1*	59	*13.9*
Delaware	502 (R)	1,956	1,935	523	1,910	*97.6*	1,468	*76.9*	442	*23.1*
Montgomery	230	1,413	1,342	301	1,413	*100.0*	1,217	*86.1*	196	*13.9*
3rd Class Counties										
Berks	174	1,384	1,375	183	1,384	*100.0*	1,215	*87.8*	169	*12.2*
Chester	146	509	472	183	500	*98.2*	479	*95.8*	21	*4.2*
Cumberland	120	234	237	117	231	*98.7*	219	*94.8*	12	*5.2*
Dauphin	69	932	949	52	932	*100.0*	794	*85.2*	138	*14.8*
Erie	6	822	760	68	807	*98.2*	611	*75.7*	196	*24.3*
Lackawanna	741	761	700	802	761	*100.0*	748	*98.3*	13	*1.7*
Lancaster	110	973	988	95	973	*100.0*	882	*90.6*	91	*9.4*
Lehigh	74	1,359	1,389	44	1,359	*100.0*	1,117	*82.2*	242	*17.8*
Luzerne	33	1,245	1,254	24	1,245	*100.0*	1,188	*95.4*	57	*4.6*
Northampton	108 (R)	989	1,001	96	989	*100.0*	790	*79.9*	199	*20.1*
Westmoreland	133	810	843	100	810	*100.0*	668	*82.5*	142	*17.5*
York	29	758	735	52	736	*97.1*	551	*74.9*	185	*25.1*
4th Class Counties										
Beaver	115	502	505	112	502	*100.0*	461	*91.8*	41	*8.2*
Butler	96	410	417	89	410	*100.0*	391	*95.4*	19	*4.6*
Cambria	4	171	172	3	171	*100.0*	136	*79.5*	35	*20.5*
Centre	52	254	261	45	254	*100.0*	243	*95.7*	11	*4.3*
Fayette	26	577	576	27	576	*99.8*	427	*74.1*	149	*25.9*
Franklin	4 (R)	120	123	1	119	*99.2*	116	*97.5*	3	*2.5*
Monroe	7	635	636	6	635	*100.0*	472	*74.3*	163	*25.7*
Schuylkill	32	423	422	33	423	*100.0*	394	*93.1*	29	*6.9*
Washington	18	556	564	10	556	*100.0*	491	*88.3*	65	*11.7*
5th Class Counties										
Adams	3	69	66	6	69	*100.0*	60	*87.0*	9	*13.0*
Blair	62	565	565	62	565	*100.0*	525	*92.9*	40	*7.1*
Lawrence	102	446	449	99	446	*100.0*	422	*94.6*	24	*5.4*
Lebanon	8	272	251	29	271	*99.6*	247	*91.1*	24	*8.9*
Lycoming	20	271	253	38	271	*100.0*	262	*96.7*	9	*3.3*
Mercer	27	479	491	15	479	*100.0*	405	*84.6*	74	*15.4*
Northumberland	8 (R)	326	321	13	326	*100.0*	251	*77.0*	75	*23.0*

(R) - Revised

Family Court Caseload - 2015 Protection From Abuse Filings

					Of the New Cases Filed:					
	Begin Pending	New Cases Filed	Cases Processed	End Pending	Petitions Requesting Temporary Orders	%	Temporary Orders Granted	%	Temporary Orders Denied	%
6th Class Counties										
Armstrong	16	172	171	17	172	*100.0*	170	*98.8*	2	*1.2*
Bedford	12 (R)	178	182	8	178	*100.0*	160	*89.9*	18	*10.1*
Bradford	24	316	298	42	304	*96.2*	275	*90.5*	29	*9.5*
Carbon	20	332	330	22	332	*100.0*	261	*78.6*	71	*21.4*
Clarion	6	57	60	3	57	*100.0*	57	*100.0*	0	--
Clearfield	14	183	188	9	183	*100.0*	175	*95.6*	8	*4.4*
Clinton	10 (R)	99	62	47	99	*100.0*	88	*88.9*	11	*11.1*
Columbia	52	132	123	61	132	*100.0*	118	*89.4*	14	*10.6*
Crawford	13	179	181	11	179	*100.0*	179	*100.0*	0	--
Elk	14	67	72	9	67	*100.0*	55	*82.1*	12	*17.9*
Greene	0 (R)	88	80	8	88	*100.0*	88	*100.0*	0	--
Huntingdon	27	118	129	16	118	*100.0*	117	*99.2*	1	*0.8*
Indiana	8	145	143	10	145	*100.0*	144	*99.3*	1	*0.7*
Jefferson	4	89	83	10	89	*100.0*	76	*85.4*	13	*14.6*
McKean	1	61	56	6	61	*100.0*	61	*100.0*	0	--
Mifflin	9	61	62	8	61	*100.0*	57	*93.4*	4	*6.6*
Perry	69	60	60	69	60	*100.0*	57	*95.0*	3	*5.0*
Pike	59	180	195	44	180	*100.0*	150	*83.3*	30	*16.7*
Somerset	4	78	71	11	78	*100.0*	73	*93.6*	5	*6.4*
Susquehanna	21	127	114	34	127	*100.0*	106	*83.5*	21	*16.5*
Tioga	1	30	31	0	30	*100.0*	30	*100.0*	0	--
Venango	169	159	132	196	159	*100.0*	149	*93.7*	10	*6.3*
Warren	1	63	63	1	62	*98.4*	58	*93.5*	4	*6.5*
Wayne	6	164	170	0	164	*100.0*	149	*90.9*	15	*9.1*
7th Class Counties										
Juniata	2	13	9	6	13	*100.0*	13	*100.0*	0	--
Snyder	3	77	73	7	77	*100.0*	68	*88.3*	9	*11.7*
Union	4	58	62	0	58	*100.0*	57	*98.3*	1	*1.7*
Wyoming	16	104	112	8	104	*100.0*	102	*98.1*	2	*1.9*
8th Class Counties										
Cameron	0	6	6	0	6	*100.0*	6	*100.0*	0	--
Forest	1	10	10	1	10	*100.0*	10	*100.0*	0	--
Fulton	1	10	10	1	9	*90.0*	9	*100.0*	0	--
Montour	8	17	21	4	17	*100.0*	13	*76.5*	4	*23.5*
Potter	2	44	45	1	42	*95.5*	34	*81.0*	8	*19.0*
Sullivan	4	11	11	4	11	*100.0*	9	*81.8*	2	*18.2*

	Final Order				Temporary Order				Plaintiff Did Not Appear	
	Granted	%	Denied	%	Dismissed	%	Denied	%		%
1st Class County										
Philadelphia	1,006	*10.1*	263	*2.7*	424	*4.3*	0	--	5,788	*58.4*
2nd Class County										
Allegheny	545	*14.7*	109	*2.9*	0	--	142	*3.8*	1,135	*30.7*
2A Class Counties										
Bucks	106	*20.9*	9	*1.8*	61	*12.0*	0	--	93	*18.3*
Delaware	234	*12.1*	1	*0.1*	283	*14.6*	254	*13.1*	489	*25.3*
Montgomery	159	*11.8*	154	*11.5*	0	--	109	*8.1*	245	*18.3*
3rd Class Counties										
Berks	137	*10.0*	10	*0.7*	203	*14.8*	7	*0.5*	326	*23.7*
Chester	57	*12.1*	19	*4.0*	71	*15.0*	9	*1.9*	53	*11.2*
Cumberland	36	*15.2*	6	*2.5*	12	*5.1*	7	*3.0*	5	*2.1*
Dauphin	136	*14.3*	88	*9.3*	17	*1.8*	96	*10.1*	133	*14.0*
Erie	148	*19.5*	83	*10.9*	0	--	186	*24.5*	79	*10.4*
Lackawanna	135	*19.3*	45	*6.4*	0	--	0	--	124	*17.7*
Lancaster	107	*10.8*	19	*1.9*	0	--	1	*0.1*	266	*26.9*
Lehigh	390	*28.1*	6	*0.4*	248	*17.9*	93	*6.7*	326	*23.5*
Luzerne	259	*20.7*	109	*8.7*	0	--	0	--	208	*16.6*
Northampton	307	*30.7*	74	*7.4*	153	*15.3*	45	*4.5*	150	*15.0*
Westmoreland	113	*13.4*	1	*0.1*	154	*18.3*	147	*17.4*	92	*10.9*
York	81	*11.0*	39	*5.3*	0	--	0	--	187	*25.4*
4th Class Counties										
Beaver	76	*15.0*	9	*1.8*	81	*16.0*	40	*7.9*	98	*19.4*
Butler	66	*15.8*	14	*3.4*	129	*30.9*	19	*4.6*	77	*18.5*
Cambria	43	*25.0*	24	*14.0*	9	*5.2*	6	*3.5*	2	*1.2*
Centre	57	*21.8*	15	*5.7*	45	*17.2*	1	*0.4*	18	*6.9*
Fayette	105	*18.2*	19	*3.3*	8	*1.4*	7	*1.2*	162	*28.1*
Franklin	15	*12.2*	0	--	12	*9.8*	3	*2.4*	0	--
Monroe	102	*16.0*	51	*8.0*	0	--	9	*1.4*	188	*29.6*
Schuylkill	105	*24.9*	51	*12.1*	0	--	29	*6.9*	77	*18.2*
Washington	87	*15.4*	42	*7.4*	12	*2.1*	46	*8.2*	138	*24.5*
5th Class Counties										
Adams	12	*18.2*	5	*7.6*	0	--	1	*1.5*	2	*3.0*
Blair	69	*12.2*	0	--	147	*26.0*	0	--	71	*12.6*
Lawrence	74	*16.5*	18	*4.0*	58	*12.9*	22	*4.9*	112	*24.9*
Lebanon	44	*17.6*	20	*8.0*	2	*0.8*	19	*7.6*	43	*17.2*
Lycoming	51	*20.2*	10	*4.0*	0	--	8	*3.2*	45	*17.8*
Mercer	104	*21.2*	51	*10.4*	0	--	4	*0.8*	37	*7.5*
Northumberland	45	*14.0*	24	*7.5*	0	--	70	*21.8*	22	*6.9*

	Petition Withdrawn	%	Stipulation or Agreement	%	Other	%	Transferred	%	Cases Processed
1st Class County									
Philadelphia	1,191	*12.0*	1,135	*11.5*	105	*1.1*	0	--	9,912
2nd Class County									
Allegheny	1,120	*30.3*	651	*17.6*	0	--	0	--	3,702
2A Class Counties									
Bucks	138	*27.2*	101	*19.9*	0	--	0	--	508
Delaware	427	*22.1*	247	*12.8*	0	--	0	--	1,935
Montgomery	397	*29.6*	278	*20.7*	0	--	0	--	1,342
3rd Class Counties									
Berks	410	*29.8*	281	*20.4*	0	--	1	*0.1*	1,375
Chester	128	*27.1*	135	*28.6*	0	--	0	--	472
Cumberland	53	*22.4*	112	*47.3*	6	*2.5*	0	--	237
Dauphin	201	*21.2*	270	*28.5*	8	*0.8*	0	--	949
Erie	44	*5.8*	219	*28.8*	1	*0.1*	0	--	760
Lackawanna	193	*27.6*	203	*29.0*	0	--	0	--	700
Lancaster	400	*40.5*	195	*19.7*	0	--	0	--	988
Lehigh	206	*14.8*	118	*8.5*	2	*0.1*	0	--	1,389
Luzerne	259	*20.7*	419	*33.4*	0	--	0	--	1,254
Northampton	209	*20.9*	45	*4.5*	18	*1.8*	0	--	1,001
Westmoreland	173	*20.5*	157	*18.6*	1	*0.1*	5	*0.6*	843
York	160	*21.8*	260	*35.4*	5	*0.7*	3	*0.4*	735
4th Class Counties									
Beaver	103	*20.4*	74	*14.7*	24	*4.8*	0	--	505
Butler	36	*8.6*	71	*17.0*	3	*0.7*	2	*0.5*	417
Cambria	18	*10.5*	68	*39.5*	2	*1.2*	0	--	172
Centre	26	*10.0*	69	*26.4*	30	*11.5*	0	--	261
Fayette	115	*20.0*	160	*27.8*	0	--	0	--	576
Franklin	1	*0.8*	90	*73.2*	1	*0.8*	1	*0.8*	123
Monroe	135	*21.2*	150	*23.6*	0	--	1	*0.2*	636
Schuylkill	87	*20.6*	73	*17.3*	0	--	0	--	422
Washington	168	*29.8*	71	*12.6*	0	--	0	--	564
5th Class Counties									
Adams	10	*15.2*	35	*53.0*	0	--	1	*1.5*	66
Blair	90	*15.9*	155	*27.4*	32	*5.7*	1	*0.2*	565
Lawrence	79	*17.6*	83	*18.5*	3	*0.7*	0	--	449
Lebanon	33	*13.2*	89	*35.6*	1	*0.4*	0	--	251
Lycoming	51	*20.2*	88	*34.8*	0	--	0	--	253
Mercer	169	*34.4*	125	*25.5*	1	*0.2*	0	--	491
Northumberland	67	*20.9*	91	*28.3*	2	*0.6*	0	--	321

	Final Order				Temporary Order				Plaintiff Did Not Appear	
	Granted	%	Denied	%	Dismissed	%	Denied	%		%
6th Class Counties										
Armstrong	37	*21.6*	2	*1.2*	17	*9.9*	0	--	11	*6.4*
Bedford	25	*13.7*	9	*4.9*	4	*2.2*	0	--	5	*2.7*
Bradford	52	*17.4*	32	*10.7*	19	*6.4*	26	*8.7*	37	*12.4*
Carbon	61	*18.5*	53	*16.1*	0	--	0	--	80	*24.2*
Clarion	15	*25.0*	4	*6.7*	1	*1.7*	0	--	2	*3.3*
Clearfield	89	*47.3*	13	*6.9*	0	--	8	*4.3*	13	*6.9*
Clinton	28	*45.2*	5	*8.1*	3	*4.8*	0	--	2	*3.2*
Columbia	65	*52.8*	11	*8.9*	0	--	0	--	14	*11.4*
Crawford	37	*20.4*	5	*2.8*	3	*1.7*	0	--	13	*7.2*
Elk	29	*40.3*	9	*12.5*	0	--	11	*15.3*	2	*2.8*
Greene	2	*2.5*	0	--	0	--	0	--	0	--
Huntingdon	20	*15.5*	5	*3.9*	6	*4.7*	7	*5.4*	12	*9.3*
Indiana	22	*15.4*	6	*4.2*	1	*0.7*	1	*0.7*	5	*3.5*
Jefferson	11	*13.3*	4	*4.8*	0	--	13	*15.7*	1	*1.2*
McKean	33	*58.9*	0	--	1	*1.8*	0	--	0	--
Mifflin	15	*24.2*	7	*11.3*	1	*1.6*	0	--	3	*4.8*
Perry	15	*25.0*	0	--	4	*6.7*	0	--	5	*8.3*
Pike	72	*36.9*	16	*8.2*	2	*1.0*	12	*6.2*	13	*6.7*
Somerset	14	*19.7*	1	*1.4*	2	*2.8*	0	--	11	*15.5*
Susquehanna	47	*41.2*	15	*13.2*	11	*9.6*	18	*15.8*	2	*1.8*
Tioga	1	*3.2*	1	*3.2*	0	--	0	--	0	--
Venango	76	*57.6*	0	--	2	*1.5*	8	*6.1*	11	*8.3*
Warren	9	*14.3*	1	*1.6*	2	*3.2*	3	*4.8*	1	*1.6*
Wayne	33	*19.4*	10	*5.9*	8	*4.7*	2	*1.2*	19	*11.2*
7th Class Counties										
Juniata	5	*55.6*	0	--	2	*22.2*	1	*11.1*	0	--
Snyder	14	*19.2*	5	*6.8*	4	*5.5*	2	*2.7*	3	*4.1*
Union	33	*53.2*	2	*3.2*	3	*4.8*	0	--	1	*1.6*
Wyoming	3	*2.7*	0	--	7	*6.3*	0	--	2	*1.8*
8th Class Counties										
Cameron	1	*16.7*	3	*50.0*	0	--	0	--	0	--
Forest	3	*30.0*	3	*30.0*	0	--	0	--	0	--
Fulton	10	*100.0*	0	--	0	--	0	--	0	--
Montour	9	*42.9*	1	*4.8*	2	*9.5*	1	*4.8*	2	*9.5*
Potter	13	*28.9*	6	*13.3*	2	*4.4*	4	*8.9*	2	*4.4*
Sullivan	0	--	0	--	1	*9.1*	0	--	0	--

	Petition Withdrawn	%	Stipulation or Agreement	%	Other	%	Transferred	%	Cases Processed
6th Class Counties									
Armstrong	41	*24.0*	59	*34.5*	3	*1.8*	1	*0.6*	171
Bedford	60	*33.0*	78	*42.9*	1	*0.5*	0	--	182
Bradford	85	*28.5*	47	*15.8*	0	--	0	--	298
Carbon	105	*31.8*	29	*8.8*	1	*0.3*	1	*0.3*	330
Clarion	8	*13.3*	29	*48.3*	0	--	1	*1.7*	60
Clearfield	9	*4.8*	56	*29.8*	0	--	0	--	188
Clinton	10	*16.1*	10	*16.1*	4	*6.5*	0	--	62
Columbia	30	*24.4*	2	*1.6*	1	*0.8*	0	--	123
Crawford	49	*27.1*	73	*40.3*	1	*0.6*	0	--	181
Elk	15	*20.8*	6	*8.3*	0	--	0	--	72
Greene	28	*35.0*	41	*51.3*	9	*11.3*	0	--	80
Huntingdon	29	*22.5*	31	*24.0*	19	*14.7*	0	--	129
Indiana	42	*29.4*	66	*46.2*	0	--	0	--	143
Jefferson	10	*12.0*	44	*53.0*	0	--	0	--	83
McKean	22	*39.3*	0	--	0	--	0	--	56
Mifflin	17	*27.4*	18	*29.0*	1	*1.6*	0	--	62
Perry	17	*28.3*	17	*28.3*	2	*3.3*	0	--	60
Pike	52	*26.7*	28	*14.4*	0	--	0	--	195
Somerset	14	*19.7*	25	*35.2*	4	*5.6*	0	--	71
Susquehanna	14	*12.3*	7	*6.1*	0	--	0	--	114
Tioga	11	*35.5*	18	*58.1*	0	--	0	--	31
Venango	21	*15.9*	5	*3.8*	9	*6.8*	0	--	132
Warren	15	*23.8*	30	*47.6*	1	*1.6*	1	*1.6*	63
Wayne	65	*38.2*	31	*18.2*	2	*1.2*	0	--	170
7th Class Counties									
Juniata	1	*11.1*	0	--	0	--	0	--	9
Snyder	27	*37.0*	16	*21.9*	2	*2.7*	0	--	73
Union	23	*37.1*	0	--	0	--	0	--	62
Wyoming	33	*29.5*	67	*59.8*	0	--	0	--	112
8th Class Counties									
Cameron	0	--	2	*33.3*	0	--	0	--	6
Forest	2	*20.0*	2	*20.0*	0	--	0	--	10
Fulton	0	--	0	--	0	--	0	--	10
Montour	1	*4.8*	3	*14.3*	2	*9.5*	0	--	21
Potter	9	*20.0*	7	*15.6*	2	*4.4*	0	--	45
Sullivan	1	*9.1*	9	*81.8*	0	--	0	--	11

PROTECTION FROM ABUSE

… cases in which a plaintiff has petitioned the court of common pleas for relief from abuse by a defendant who is a household member, intimate partner, or shares biological parenthood.

Cases Processed	A petition is processed when a final order granting or denying the petition is entered by the court, or the petition is dismissed, denied, withdrawn, or otherwise terminated.
Final Order After Evidentiary Hearing Before a Judge	A final order granting or denying the petition is entered following an evidentiary hearing before a judge.
Final Order by Stipulation or Agreement Between the Parties	A petition was resolved by stipulation or agreement between the parties regardless of whether or not a hearing was started before the court. Also included in this category are consent agreements.
New Cases Filed	A new case is a petition filed with the prothonotary during the year, regardless of the number of protected persons listed on the petition. NOT included are indirect criminal contempt actions or ancillary petitions such as petitions to modify, extend or terminate an existing order.
Other Disposition	A residual disposition category for petitions processed by procedures not specified in the main disposition categories.
Petitions Requesting Temporary Orders	Of the new petitions filed, the number of plaintiffs requesting a temporary protection order.
Petition Withdrawn by Plaintiff	A petition is withdrawn by the petitioner prior to or during the hearing.
Plaintiff Did Not Appear for an Evidentiary Hearing	A petition was terminated because the plaintiff did not attend the scheduled hearing.
Temporary Orders Denied	Of those plaintiffs requesting a temporary order, the number of requests that were denied.
Temporary Order Denied After Ex Parte Hearing and No Evidentiary Hearing Scheduled	The petition is terminated due to the denial of a temporary order and no further proceedings are scheduled.
Temporary Order Dismissed After Evidentiary Hearing and No Final Order Entered	A temporary order was granted, but later dismissed at either the 10-day hearing or following a period where the temporary order was continued; no final order is entered and no further proceedings are scheduled.
Temporary Orders Granted	Of those plaintiffs requesting a temporary order, the number of requests that were granted.
Transferred to Another Jurisdiction	A petition was transferred to another jurisdiction for disposition. Active PFA orders transferred to another jurisdiction for enforcement are NOT included.

2015 Common Pleas State Totals
Support & Paternity

Spousal & Child Support

Cases Pending 1/1/15	**60,514**
New Cases Filed	189,282
Dockets Transferred In (plus)	2,567
Dockets Transferred Out (minus)	2,409
Cases Available for Processing	**249,954**
Processed By:	
Judge	6,663
Non-Judicial Officer	184,542
Intake Officer	*164,886*
Hearing Officer	*19,656*
Other	113
Cases Processed	**191,318**
Cases Pending 12/31/15	**58,636**

Paternity

Acknowledgements Filed:	
Non-Domestic Relations Section	20,646
During Conference	4,704
Non-Stipulated (post genetic test)	298
Pre-Trial Conference	870
Total	**26,518**
Established:	
Stipulated by Genetic Tests	3,705
Default - Father Failed to Appear	1,775
Adjudication by Court Proceeding	119
Out of State	4,001
Total	**9,600**
Pending as of 12/31/15	**15,753**

Filings

Spousal & Child Support



Paternity

Data provided by PACSES

PACSES NOTE

Support data for each judicial district are supplied to the Administrative Office from the Department of Public Welfare's automated system "Pennsylvania Child Support Enforcement System" (PACSES). The Non-Judicial Officer disposition category is divided into two subcategories - Conference/Intake Officer and Hearing Officer - to better reflect the different procedures by which support cases may be disposed.

Pa.R.C.P.1910.10 requires counties to choose one of two procedures for hearing support matters. The president judge or the administrative judge of the family division of each county must certify to the Domestic Relations Procedural Rules Committee that support proceedings are conducted in accordance with Rule 1910.11 or Rule 1910.12.

In counties operating under Pa.R.C.P.1910.11, a conference is held before a conference/intake officer, an interim order is then entered, and if one or both of the parties are dissatisfied, a hearing *de novo* is held before a judge. Counties operating under Pa.R.C.P.1910.11 do not utilize hearing officers; hearing officers are attorneys appointed by the court.

The procedures set forth in Pa.R.C.P.1910.12 provide for a conference before a conference/intake officer and an interim order. If one or both parties are not satisfied with the interim order, a *de novo* hearing on the record is held before a hearing officer. The hearing officer then issues a report with recommendations, to which the parties may file exceptions with a judge.

Pa. R.C.P. 1910.11

Adams	Fulton	Snyder
Beaver	Greene	Sullivan
Bedford	Huntingdon	Tioga
Blair	Jefferson	Union
Bucks	Juniata	Wayne
Butler	Lancaster	Wyoming
Cameron	Lawrence	York
Centre	Mercer	
Clearfield	Mifflin	
Clinton	Montgomery *	
Crawford	Northampton	
Dauphin	Northumberland	
Delaware	Perry	
Erie	Pike	
Fayette	Potter	

Pa. R.C.P. 1910.12

Allegheny	Lebanon
Armstrong	Lehigh
Berks	Luzerne
Bradford	Lycoming
Cambria	McKean
Carbon	Monroe
Chester	Montour
Clarion	Philadelphia
Columbia	Schuylkill
Cumberland	Somerset
Elk	Susquehanna
Forest	Venango
Franklin	Warren
Indiana	Washington
Lackawanna	Westmoreland

* Montgomery County uses hearings conducted by a conciliator, which is followed by an off-the-record *de novo* hearing before an attorney master/conference officer, followed by a *de novo* hearing before a judge.

Please note that in support cases, the "Other" category is only used to report cases that are transferred to another county or state. Dismissals, withdrawals, stipulations and agreements between the parties are included in the Conference/Intake Officer, Hearing Officer, or Judge categories, as appropriate.

FAMILY COURT CASELOAD - 2015 SPOUSAL & CHILD SUPPORT

	Begin Pending	New Cases Filed	(plus) Dockets Transferred In	(minus) Dockets Transferred Out	Cases Processed	End Pending	Processed By: Judge	Intake Officer	Hearing Officer	Other
1st Class County										
Philadelphia	24,944	28,075	245	264	27,901	25,099	449	21,866	5,585	1
2nd Class County										
Allegheny	6,033	17,992	109	136	18,470	5,528	205	13,815	4,424	26
2A Class Counties										
Bucks	1,173	5,927	50	67	6,000	1,083	876	5,124	0	0
Delaware	3,031	8,110	130	150	8,043	3,078	464	4,357	3,222	0
Montgomery *	1,367	5,068	76	61	5,348	1,102	231	3,411	1,646	60
3rd Class Counties										
Berks	2,062	6,873	98	113	7,048	1,872	132	6,153	759	4
Chester	1,142	3,064	45	134	2,970	1,147	116	2,698	154	2
Cumberland	380	2,900	41	37	2,856	428	41	2,635	180	0
Dauphin	1,513	6,215	98	56	6,472	1,298	243	6,229	0	0
Erie	1,358	7,572	52	48	7,673	1,261	331	7,342	0	0
Lackawanna	1,145	3,659	40	61	3,713	1,070	8	3,620	85	0
Lancaster	1,542	6,977	105	143	7,062	1,419	618	6,444	0	0
Lehigh	1,047	5,435	114	158	5,583	855	46	5,015	522	0
Luzerne	536	2,792	23	26	2,897	428	59	2,821	16	1
Northampton	874	4,833	142	87	4,853	909	382	4,471	0	0
Westmoreland	1,214	5,098	81	50	4,949	1,394	37	4,731	181	0
York	1,379	7,563	122	50	8,033	981	339	7,694	0	0
4th Class Counties										
Beaver	365	2,335	11	14	2,375	322	121	2,253	0	1
Butler	420	1,849	6	28	1,858	389	176	1,678	0	4
Cambria	466	3,156	113	27	3,214	494	37	3,021	156	0
Centre	166	1,248	24	6	1,282	150	52	1,230	0	0
Fayette	378	2,714	15	29	2,727	351	82	2,645	0	0
Franklin	443	2,792	31	24	2,869	373	4	2,781	84	0
Monroe	526	1,835	26	48	1,888	451	2	1,794	92	0
Schuylkill	476	2,446	45	32	2,397	538	0	2,360	37	0
Washington	535	2,414	30	26	2,387	566	35	2,215	137	0
5th Class Counties										
Adams	218	1,657	7	31	1,598	253	113	1,485	0	0
Blair	452	1,907	26	14	1,880	491	209	1,670	0	1
Lawrence	371	2,496	17	18	2,522	344	86	2,436	0	0
Lebanon	528	2,755	33	35	2,857	424	63	2,229	565	0
Lycoming	138	2,057	18	21	2,030	162	18	1,801	211	0
Mercer	588	3,114	31	24	3,238	471	138	3,100	0	0
Northumberland	197	1,560	22	32	1,556	191	46	1,474	35	1

Data provided by PACSES

* "Exceptions" from a Master/Conference Officer are not reported by PACSES.

	Begin Pending	New Cases Filed	(plus) Dockets Transferred In	(minus) Dockets Transferred Out	Cases Processed	End Pending	Processed By: Judge	Intake Officer	Hearing Officer	Other
6th Class Counties										
Armstrong	131	946	12	8	920	161	15	818	86	1
Bedford	150	622	6	7	627	144	72	555	0	0
Bradford	281	1,921	15	7	1,980	230	198	1,265	517	0
Carbon	172	1,066	51	34	1,085	170	11	993	81	0
Clarion	57	638	8	13	636	54	0	598	38	0
Clearfield	157	1,403	19	8	1,393	178	61	1,332	0	0
Clinton	34	804	11	9	796	44	37	759	0	0
Columbia/Montour *	291	1,277	20	38	1,277	273	20	1,184	73	0
Crawford	154	1,709	15	17	1,729	132	61	1,668	0	0
Elk	39	434	1	1	414	59	4	360	50	0
Greene	103	839	8	8	816	126	45	771	0	0
Huntingdon	154	943	164	14	1,056	191	27	1,029	0	0
Indiana	171	1,276	31	17	1,329	132	4	1,281	44	0
Jefferson	74	934	6	8	869	137	14	855	0	0
McKean	144	569	5	5	541	172	16	130	395	0
Mifflin	87	1,098	18	25	1,044	134	31	1,013	0	0
Perry	186	598	8	12	621	159	61	556	0	4
Pike	98	788	20	6	778	122	45	733	0	0
Somerset	233	1,068	7	11	1,051	246	16	971	64	0
Susquehanna	78	700	7	8	661	116	8	594	59	0
Tioga	107	954	10	11	992	68	29	963	0	0
Venango	104	767	13	15	725	144	16	613	96	0
Warren	83	557	7	10	518	119	8	456	53	1
Wayne	76	576	11	7	581	75	8	572	0	1
7th Class Counties										
Juniata	34	356	13	10	352	41	6	346	0	0
Snyder	74	346	13	6	346	81	21	325	0	0
Union	82	542	16	16	560	64	22	538	0	0
Wyoming	56	412	10	9	421	48	26	395	0	0
8th Class Counties										
Cameron	21	139	1	2	141	18	9	132	0	0
Forest	4	22	0	3	19	4	1	7	9	2
Fulton	23	185	2	4	185	21	1	183	0	1
Potter	44	252	8	4	256	44	9	246	0	1
Sullivan	5	53	5	6	50	7	2	47	0	1

Data provided by PACSES

* Domestic Relations Office combined, breakout not available.

SPOUSAL & CHILD SUPPORT

… those cases in which a complaint has been filed requesting the court to require maintenance of a spouse or child by a person required by law to provide such maintenance.

Cases Processed — A case is considered processed when a final order is entered.

Conference/Intake Officer — A type of non-judicial officer who conducts an office conference pursuant to Pa.R.C.P. 1910.11. A support complaint is considered processed by a conference/intake officer if:

1) an agreement is reached during an office conference and the court approves the agreement; or,

2) no party demands a hearing within 20 days after an office conference.

Dockets Transferred In/Out — Refers to the number of cases transferred from/to another county or state before a support order is established.

Hearing Officer — A type of non-judicial officer (an attorney) who conducts a hearing on the record and files an interim order to the court pursuant to Pa.R.C.P. 1910.12. A support petition is considered processed by a hearing officer if no party files exceptions to any part of the resulting interim order.

Judge — This disposition type refers to the number of cases in which disputed issues of fact were heard by a judge in an evidentiary proceeding.

New Cases Filed — A new support case is initiated with the filing of a complaint with the domestic relations section of the court of common pleas. Included are incoming reciprocal cases, petitions for modification or termination, and alimony pendente lite.

Other — This disposition type refers to the number of cases not processed by a judge or conference/intake officer. Dismissals, withdrawals, stipulations and agreements between the parties are included in Conference/Intake Officer, Hearing Officer, or Judge categories, as appropriate.

	Non-Domestic Relations Section	During Conference	Non-Stipulated (post genetic tests)	Pre-Trial Conference	Total
1st Class County					
Philadelphia	5,739	1,569	59	279	7,646
2nd Class County					
Allegheny	1,294	610	102	58	2,064
2A Class Counties					
Bucks	465	185	0	15	665
Delaware	813	220	2	45	1,080
Montgomery	627	116	3	26	772
3rd Class Counties					
Berks	901	104	3	89	1,097
Chester	361	75	1	11	448
Cumberland	252	47	0	7	306
Dauphin	518	129	2	52	701
Erie	564	83	2	4	653
Lackawanna	382	80	35	4	501
Lancaster	840	106	8	27	981
Lehigh	673	106	2	28	809
Luzerne	452	49	0	4	505
Northampton	462	83	0	17	562
Westmoreland	407	92	0	0	499
York	709	114	0	23	846
4th Class Counties					
Beaver	209	35	1	5	250
Butler	180	22	1	17	220
Cambria	208	31	1	17	257
Centre	91	8	0	2	101
Fayette	249	53	0	12	314
Franklin	205	45	1	21	272
Monroe	203	62	0	2	267
Schuylkill	296	38	3	3	340
Washington	166	72	2	2	242
5th Class Counties					
Adams	135	19	0	2	156
Blair	216	34	0	1	251
Lawrence	151	42	0	4	197
Lebanon	237	39	0	0	276
Lycoming	210	35	0	7	252
Mercer	171	24	0	10	205
Northumberland	211	19	0	1	231

Data provided by PACSES

	Non-Domestic Relations Section	During Conference	Non-Stipulated (post genetic tests)	Pre-Trial Conference	Total
6th Class Counties					
Armstrong	91	26	0	1	118
Bedford	74	12	0	0	86
Bradford	104	20	5	3	132
Carbon	100	19	0	0	119
Clarion	54	15	20	0	89
Clearfield	143	10	0	4	157
Clinton	72	21	1	0	94
Columbia/Montour *	70	32	15	3	120
Crawford	117	0	0	18	135
Elk	45	4	0	0	49
Greene	54	12	0	0	66
Huntingdon	60	16	3	0	79
Indiana	98	34	0	0	132
Jefferson	76	13	2	2	93
McKean	60	8	0	11	79
Mifflin	87	7	3	2	99
Perry	74	0	1	16	91
Pike	32	9	1	0	42
Somerset	80	13	0	3	96
Susquehanna	63	26	1	3	93
Tioga	68	9	1	1	79
Venango	83	12	1	1	97
Warren	55	3	5	5	68
Wayne	56	5	2	0	63
7th Class Counties					
Juniata	14	4	3	0	21
Snyder	63	3	0	0	66
Union	43	5	0	0	48
Wyoming	52	8	3	0	63
8th Class Counties					
Cameron	14	0	0	2	16
Forest	1	0	2	0	3
Fulton	23	2	0	0	25
Montour					0
Potter	16	7	0	0	23
Sullivan	7	3	1	0	11

Data provided by PACSES

* Domestic Relations Office combined, breakout not available.

	Stipulated by Genetic Tests	Default: Father Failed to Appear	Adjudication by Court Proceeding	Out of State	Total	Pending
1st Class County						
Philadelphia	790	654	2	275	1,721	9,607
2nd Class County						
Allegheny	316	282	0	137	735	1,365
2A Class Counties						
Bucks	37	36	0	186	259	189
Delaware	212	83	13	108	416	554
Montgomery	163	13	0	119	295	209
3rd Class Counties						
Berks	144	66	0	405	615	325
Chester	51	18	1	50	120	166
Cumberland	43	15	1	30	89	59
Dauphin	136	27	62	163	388	262
Erie	235	40	20	132	427	203
Lackawanna	9	22	0	33	64	266
Lancaster	33	149	12	171	365	274
Lehigh	98	59	0	479	636	187
Luzerne	49	44	0	262	355	133
Northampton	59	35	0	150	244	164
Westmoreland	142	15	0	32	189	70
York	118	68	0	285	471	233
4th Class Counties						
Beaver	62	4	0	35	101	68
Butler	33	1	0	24	58	42
Cambria	64	4	0	40	108	84
Centre	10	0	0	3	13	18
Fayette	61	0	0	14	75	73
Franklin	60	5	0	69	134	71
Monroe	33	0	0	54	87	111
Schuylkill	48	0	0	33	81	66
Washington	35	31	0	5	71	103
5th Class Counties						
Adams	25	6	0	57	88	45
Blair	34	2	0	24	60	67
Lawrence	45	3	0	17	65	57
Lebanon	29	18	0	88	135	62
Lycoming	33	4	5	30	72	44
Mercer	33	6	0	57	96	76
Northumberland	24	8	0	36	68	24

Data provided by PACSES

	Stipulated by Genetic Tests	Default: Father Failed to Appear	Adjudication by Court Proceeding	Out of State	Total	Pending
6th Class Counties						
Armstrong	19	8	0	5	32	13
Bedford	7	6	0	19	32	23
Bradford	30	0	0	20	50	25
Carbon	10	0	0	10	20	24
Clarion	1	4	0	10	15	11
Clearfield	18	9	0	11	38	16
Clinton	22	0	0	2	24	8
Columbia/Montour *	0	5	0	37	42	32
Crawford	41	3	0	13	57	21
Elk	12	0	0	1	13	6
Greene	24	3	0	17	44	24
Huntingdon	17	0	0	2	19	15
Indiana	28	0	0	10	38	23
Jefferson	33	2	0	18	53	20
McKean	17	4	0	11	32	24
Mifflin	18	0	0	5	23	13
Perry	14	0	2	1	17	21
Pike	2	1	0	48	51	14
Somerset	14	5	0	11	30	26
Susquehanna	9	0	0	22	31	17
Tioga	19	0	0	31	50	14
Venango	20	0	1	9	30	21
Warren	10	2	0	14	26	7
Wayne	7	0	0	21	28	6
7th Class Counties						
Juniata	4	0	0	5	9	7
Snyder	23	1	0	9	33	9
Union	3	4	0	11	18	8
Wyoming	1	0	0	4	5	10
8th Class Counties						
Cameron	6	0	0	0	6	3
Forest	1	0	0	0	1	0
Fulton	6	0	0	10	16	3
Potter	5	0	0	11	16	12
Sullivan	0	0	0	0	0	0

Data provided by PACSES

* Domestic Relations Office combined, breakout not available.

PATERNITY

… legal determination of fatherhood. Paternity must be established before child or medical support can be ordered.

Pending Paternity	The number of cases in which a paternity matter has been filed, but there is no establishment or acknowledgement.

Paternity Acknowledgements Filed

During Conference	The alleged father signed the Acknowledgement of Paternity - Waiver of Trial (PE-010) at the initial child support conference.
Non-Domestic Relations Section	The voluntary Acknowledgement of Paternity (AOP) interfaced between the Pennsylvania Child Support Enforcement System (PACSES) and the Paternity Tracking System (PTS) to establish paternity for the child.
Non-Stipulated (post genetic test)	The alleged father signed the Acknowledgement of Paternity - Waiver of Trial (PE-010) after genetic tests were conducted and resulted in the alleged father being determined to be the biological father.
Pre-Trial Conference	The alleged father signed the Acknowledgement of Paternity - Waiver of Trial (PE-010) at a child support conference.

Paternity Established

Stipulated by Genetic Tests	The alleged father requested genetic tests and signed a stipulation that if the test results had a 99% or higher probability of paternity, then the alleged father would be stipulated as the biological father of the child.
Default - Father Failed to Appear	The alleged father failed to appear after being served for either a support conference, hearing, or genetic test, and a default paternity order was entered by the court.
Adjudication by Court Proceeding	The alleged father was determined to be the biological father of the child through a court proceeding.
Out of State	Paternity was established in another state, “Out of state only”.

2015 Common Pleas State Totals
Custody & Divorce

	Custody/ Partial Custody/ Visitation	Divorce
Cases Pending 1/1/15	**27,049** (R)	**73,798** (R)
New Cases Filed	45,776	38,560
Cases Available for Processing	**72,825**	**112,358**
Processed By:		
Judge	14,478	3,858
Non-Judicial Officer	21,441	2,032
Uncontested	- - - -	29,154
Other	7,732	2,798
Cases Processed	**43,651**	**37,842**
Cases Pending 12/31/15	**29,174**	**74,516**

Filings

Custody

Divorce

(R) - Revised

Family Court Caseload - 2015 Custody/Partial Custody/Visitation

	Begin Pending	New Cases Filed	Cases Processed	End Pending	Processed By: Judge	Non-Judicial Officer	Other
1st Class County							
Philadelphia	8,986	9,200	8,000	10,186	4,411	3,552	37
2nd Class County							
Allegheny	2,973	4,102	3,485	3,590	853	1,353	1,279
2A Class Counties							
Bucks	217	1,601	1,648	170	724	578	346
Delaware	2,165 (R)	804	1,191	1,778	209	889	93
Montgomery	608	4,039	3,909	738	2,384	1,125	400
3rd Class Counties							
Berks	500	1,044	920	624	551	250	119
Chester	1,590	1,136	1,138	1,588	85	388	665
Cumberland	288	655	646	297	80	443	123
Dauphin	310	1,089	1,135	264	141	679	315
Erie	133	1,087	1,074	146	195	812	67
Lackawanna	137	442	350	229	59	249	42
Lancaster	33	1,017	1,007	43	82	865	60
Lehigh	453	1,710	1,775	388	124	1,043	608
Luzerne	57	1,840	1,846	51	320	1,526	0
Northampton	125	634	564	195	88	339	137
Westmoreland	367	957	977	347	331	506	140
York	603	1,459	1,962	100	171	914	877
4th Class Counties							
Beaver	200	784	778	206	350	375	53
Butler	34	516	517	33	35	420	62
Cambria	173	320	227	266	43	171	13
Centre	1	150	99	52	99	0	0
Fayette	228	270	291	207	15	271	5
Franklin	5	263	259	9	0	248	11
Monroe	105	840	814	131	38	736	40
Schuylkill	205	523	495	233	171	302	22
Washington	343	415	475	283	61	240	174
5th Class Counties							
Adams	79	665	630	114	629	0	1
Blair	199	753	725	227	147	535	43
Lawrence	139	532	507	164	161	321	25
Lebanon	699 (R)	500	362	837	43	153	166
Lycoming	185	519	507	197	86	329	92
Mercer	30	242	232	40	183	39	10
Northumberland	52 (R)	565	519	98	0	388	131

(R) - Revised

Family Court Caseload - 2015 Custody/Partial Custody/Visitation

	Begin Pending	New Cases Filed	Cases Processed	End Pending	Processed By: Judge	Non-Judicial Officer	Other
6th Class Counties							
Armstrong	110	222	209	123	20	0	189
Bedford	648 (R)	318	607	359	283	1	323
Bradford	350	236	182	404	30	2	150
Carbon	89	402	347	144	212	118	17
Clarion	19	144	139	24	30	46	63
Clearfield	32	177	82	127	70	0	12
Clinton	518 (R)	148	13	653	11	0	2
Columbia	189	236	201	224	1	171	29
Crawford	491	265	152	604	5	111	36
Elk	35	80	97	18	7	54	36
Greene	19	50	49	20	4	10	35
Huntingdon	104	86	87	103	78	0	9
Indiana	263	198	63	398	16	21	26
Jefferson	76	248	271	53	10	105	156
McKean	31	317	287	61	104	161	22
Mifflin	59	256	264	51	97	0	167
Perry	597	157	137	617	128 (O)	0	9
Pike	19	180	182	17	79	101	2
Somerset	63	168	160	71	19	84	57
Susquehanna	281	66	21	326	4	2	15
Tioga	5	86	86	5	1	83	2
Venango	0	97	97	0	23	74	0
Warren	133	220	193	160	47	100	46
Wayne	2	160	134	28	9	51	74
7th Class Counties							
Juniata	88	46	45	89	43	0	2
Snyder	80	177	155	102	55	30	70
Union	102	106	98	110	96	0	2
Wyoming	71	95	106	60	101	0	5
8th Class Counties							
Cameron	6	11	14	3	1	10	3
Forest	6	5	6	5	0	4	2
Fulton	21	29	21	29	17	0	4
Montour	38	57	31	64	1	28	2
Potter	278 (R)	55	44	289	0	35	9
Sullivan	4	5	7	2	7	0	0

(R) - Revised
(O) - Overinclusive, includes cases that have been processed by a Non-Judicial Officer as well as cases that have been dismissed.

CUSTODY/PARTIAL CUSTODY/VISITATION

… a category of cases which are legal proceedings to determine the right:

1) ***Custody - to keep, control, guard, care for and preserve a child;***
2) ***Partial Custody - to take possession of a child from the custodial person for a specified length of time;***
3) ***Visitation - to visit a child without the right to remove a child from custodial person's control.***

Cases Processed — A case is considered processed when a final order is entered.

Judge — This disposition type refers to the number of cases in which disputed issues of fact were heard by a judge in an evidentiary proceeding. NOT included are those cases signed by a judge in which the agreement was reached by a hearing officer, mediator, or conciliator.

New Cases Filed — A new custody/partial custody/visitation case is initiated with the filing of a complaint. The unit of count is the petition and NOT the number of children listed on the petition. Included are petitions to modify existing custody or visitation orders. NOT included are petitions for special relief or emergency petitions.

Non-Judicial Officer — This disposition type refers to the number of cases processed or disposed by a mediator, conciliator, hearing officer, master or other domestic relations personnel.

Other — This disposition type refers to the number of cases not processed by a judge or non-judicial officer. Included are all cases which have been transferred, withdrawn, discontinued, Pa.R.J.A. 1901 dismissals, and stipulations by the parties in which there was NO mediation, conciliation, or hearing before a hearing officer, master or judge.

	Begin Pending	New Cases Filed	Cases Processed	End Pending	Processed By: Judge	Non-Judicial Officer	Uncontested	Other
1st Class County								
Philadelphia	14,853	1,732	1,497	15,088	1,479	0	0	18
2nd Class County								
Allegheny	5,845	2,578	2,508	5,915	655	139	1,713	1
2A Class Counties								
Bucks	531	1,260	1,191	600	23	112	1,056	0
Delaware	3,723 (R)	867	773	3,817	0	0	772	1
Montgomery	2,575	1,530	1,785	2,320	0	0	1,785 (O)	0
3rd Class Counties								
Berks	2,607	1,187	988	2,806	14	84	842	48
Chester	2,126	1,258	1,062	2,322	45	190	809	18
Cumberland	784	654	646	792	1	12	589	44
Dauphin	1,013	786	827	972	2	7	649	169
Erie	150	682	631	201	0	2	607	22
Lackawanna	334	578	533	379	0	50	483	0
Lancaster	3,696	1,415	1,896	3,215	0	16	1,203	677
Lehigh	1,412	944	840	1,516	0	139	676	25
Luzerne	119	719	640	198	0	622	0	18
Northampton	1,491	879	743	1,627	0	57	653	33
Westmoreland	2,766	1,013	934	2,845	10	92	808	24
York	2,536	1,274	1,596	2,214	25	4	1,337	230
4th Class Counties								
Beaver	776	436	605	607	3	0	406	196
Butler	676	470	440	706	12	0	426	2
Cambria	427	346	258	515	3	4	241	10
Centre	1,006	370	305	1,071	0	0	245	60
Fayette	641	444	422	663	2	1	416	3
Franklin	732	483	525	690	0	8	440	77
Monroe	878	393	375	896	140	24	194	17
Schuylkill	895	391	578	708	2	41	352	183
Washington	1,075	585	524	1,136	2	54	468	0
5th Class Counties								
Adams	514	357	389	482	5	4	318	62
Blair	897	363	315	945	4	21	290	0
Lawrence	417 (R)	242	350	309	97	3	164	86
Lebanon	937 (R)	966	509	1,394	66	29	369	45
Lycoming	244	307	266	285	0	36	230	0
Mercer	354	366	389	331	0	28	320	41
Northumberland	611	291	264	638	18	28	215	3

(R) - Revised
(O) - Overinclusive, includes cases in which a judge held an evidentiary hearing.

	Begin Pending	New Cases Filed	Cases Processed	End Pending	Processed By: Judge	Non-Judicial Officer	Uncontested	Other
6th Class Counties								
Armstrong	130	226	232	124	0	30	160	42
Bedford	1,576 (R)	180	1,161	595	1,059	0	83	19
Bradford	276	210	173	313	0	0	169	4
Carbon	223	214	220	217	0	12	169	39
Clarion	45	103	69	79	1	5	63	0
Clearfield	292	230	225	297	0	14	210	1
Clinton	188 (R)	132	130	190	75	0	5	50
Columbia	282	194	282	194	1	12	169	100
Crawford	537	276	219	594	0	5	206	8
Elk	222 (R)	93	85	230	0	0	78	7
Greene	129	157	118	168	0	0	97	21
Huntingdon	210	161	158	213	24	0	131	3
Indiana	404	207	202	409	0	1	182	19
Jefferson	216	167	176	207	0	0	176	0
McKean	41	136	177	0	0	29	134	14
Mifflin	312	168	115	365	0	0	115	0
Perry	282	148	137	293	3	6	126	2
Pike	262 (R)	195	155	302	0	24	131	0
Somerset	361	180	229	312	2	0	176	51
Susquehanna	302	114	118	298	41	8	35	34
Tioga	84	116	128	72	0	0	126	2
Venango	170	148	163	155	12	11	139	1
Warren	217	98	86	229	0	1	85	0
Wayne	194	143	125	212	0	12	71	42
7th Class Counties								
Juniata	82	66	67	81	2	7	57	1
Snyder	130	104	118	116	1	5	94	18
Union	96	96	90	102	9	2	55	24
Wyoming	276	55	86	245	0	28	53	5
8th Class Counties								
Cameron	3,682	2,046	1,920	3,808	0	0	1,898	22
Forest	21	15	8	28	0	0	6	2
Fulton	61	43	43	61	0	0	0	43
Montour	59	45	41	63	4	11	23	3
Potter	4,774 (R)	5,924	4,969	5,729	16	0	4,845	108
Sullivan	21	4	13	12	0	2	11	0

(R) - Revised

DIVORCE

… a legal proceeding to dissolve a marriage.

Cases Processed	A divorce case is counted as processed when a final decree is issued granting or denying the divorce. Equitable distribution may be ongoing though the petition is counted as disposed.
Judge	This disposition type refers to the number of cases in which disputed issues of fact were heard by a judge in an evidentiary proceeding. Included are single cases with multiple hearings AT LEAST ONE of which was held before a judge.
New Cases Filed	A new divorce action is initiated with the filing of a complaint.
Non-Judicial Officer	This disposition type refers to the number of cases in which disputed issues of fact were heard by a master in an evidentiary proceeding. Included are single cases with multiple hearings in which there were NO hearings before a judge.
Other	This disposition type refers to the number of cases not processed by a judge, or non-judicial officer, or matters which were not uncontested. Included are all cases which have been transferred, withdrawn, discontinued, and Pa.R.J.A. 1901 dismissals.
Uncontested	This disposition type refers to the number of matters resolved by mediation, conciliation or stipulation. Included are all matters resolved without an evidentiary hearing, i.e. those in which there was no evidentiary proceeding and the judge signed a final decree.

State Total	**24,522**
1st Class County	
Philadelphia	2,767
2nd Class County	
Allegheny	2,929
2A Class Counties	
Bucks	723
Delaware	1,263
Montgomery	1,162
3rd Class Counties	
Berks	843
Chester	615
Cumberland	409
Dauphin	1,029
Erie	634
Lackawanna	439
Lancaster	942
Lehigh	1,167
Luzerne	575
Northampton	782
Westmoreland	555
York	886
4th Class Counties	
Beaver	368
Butler	226
Cambria	268
Centre	131
Fayette	451
Franklin	468
Monroe	268
Schuylkill	264
Washington	353
5th Class Counties	
Adams	188
Blair	385
Lawrence	153
Lebanon	251
Lycoming	320
Mercer	203
Northumberland	285

6th Class Counties	
Armstrong	107
Bedford	70
Bradford	154
Carbon	93
Clarion	40
Clearfield	94
Clinton	85
Columbia	81
Crawford	151
Elk	40
Greene	27
Huntingdon	55
Indiana	109
Jefferson	81
McKean	116
Mifflin	63
Perry	70
Pike	88
Somerset	56
Susquehanna	39
Tioga	58
Venango	95
Warren	93
Wayne	85
7th Class Counties	
Juniata	23
Snyder	69
Union	25
Wyoming	45
8th Class Counties	
Cameron	14
Forest	2
Fulton	23
Montour	27
Potter	36
Sullivan	6

In 2014, the counties transitioned delinquency case management to the statewide Common Pleas Case Management System (CPCMS). The project is ongoing therefore, only selected delinquency data are reported for 2015.

2015 Common Pleas State Totals
Juvenile Dependency

Pending Adjudication	Abuse/ Neglect	Status Offenses	Total
Cases Pending 1/1/15	**1,333**	**78**	**1,411**
New Petitions Filed	10,890	537	11,427
Other	1,583	80	1,663
Petitions Available for Processing	**13,806**	**695**	**14,501**
Processed By:			
Adjudicated Dependent			
Judge	7,082	258	7,340
Master	2,650	163	2,813
Adjudicated NOT Dependent			
Judge	808	19	827
Master	380	26	406
Withdrawn/Dismissed/Inactive	859	56	915
Other	537	45	582
Petitions Processed	**12,316**	**567**	**12,883**
Cases Pending 12/31/15	**1,490**	**128**	**1,618**

Adjudicated Dependent			
Cases Pending 1/1/15	**18,289**	**579**	**18,868**
New Adjudicated Dependent Cases	9,732	421	10,153
Other	240	12	252
Adjudicated Dependent Cases	**28,261**	**1,012**	**29,273**
Court Supervision Terminated	**8,429**	**386**	**8,815**
Cases Pending 12/31/15	**19,832**	**626**	**20,458**

The Pending Adjudication Inventory is counted separately from adjudicated cases that are under court supervision.

If the case is adjudicated dependent, the case progresses to the Adjudicated Dependent Inventory and continues under court supervision.

Court Supervision Terminated By:

Abuse/Neglect

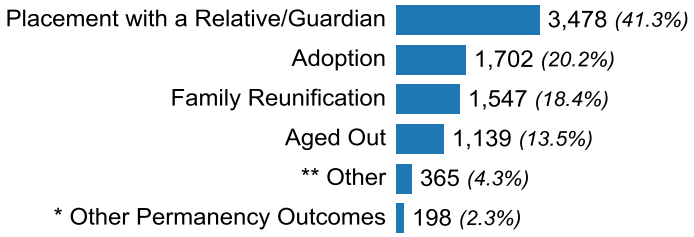

Status Offenses

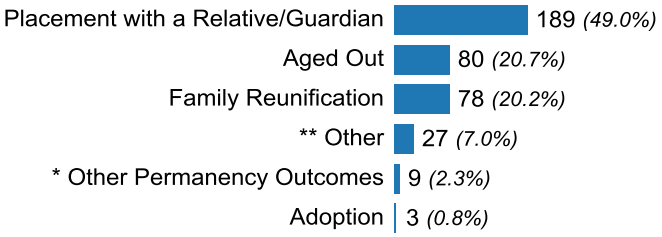

* Other Permanency Outcomes include: adjudicated delinquent, death due to natural causes, emancipation, permanent living arrangement, and parent has come forward.

** Other includes cases where court supervision is terminated due to transfer out of jurisdiction, withdrawal and administrative closure.

Family Court Caseload - 2015 Juvenile Dependency Abuse/Neglect Pending Adjudication - Available for Processing

	Begin Pending	New Petitions Filed	Other	Petitions Available for Processing	Petitions Processed	End Pending
1st Class County						
Philadelphia	318	3,464	413	4,195	3,929	266
2nd Class County						
Allegheny	219	994	208	1,421	1,146	275
2A Class Counties						
Bucks	49	208	31	288	252	36
Delaware	27	245	17	289	251	38
Montgomery	58	207	27	292	260	32
3rd Class Counties						
Berks	54	456	66	576	520	56
Chester	8	81	4	93	85	8
Cumberland	20	260	84	364	333	31
Dauphin	36	322	13	371	299	72
Erie	11	267	88	366	323	43
Lackawanna	37	185	35	257	226	31
Lancaster	26	266	29	321	275	46
Lehigh	27	187	26	240	201	39
Luzerne	97	482	73	652	559	93
Northampton	26	190	19	235	193	42
Westmoreland	14	139	12	165	152	13
York	14	242	31	287	275	12
4th Class Counties						
Beaver	1	42	1	44	42	2
Butler	18	63	17	98	85	13
Cambria	4	129	9	142	132	10
Centre	9	43	5	57	51	6
Fayette	29	245	48	322	311	11
Franklin	9	62	8	79	75	4
Monroe	5	115	12	132	131	1
Schuylkill	14	374	124	512	466	46
Washington	24	208	10	242	212	30
5th Class Counties						
Adams	4	18	1	23	22	1
Blair	14	166	27	207	184	23
Lawrence	21	77	8	106	92	14
Lebanon	2	16	1	19	16	3
Lycoming	1	34	5	40	28	12
Mercer	1	50	12	63	57	6
Northumberland	9	101	9	119	115	4

Family Court Caseload - 2015 Juvenile Dependency Abuse/Neglect Pending Adjudication - Available for Processing

	Begin Pending	New Petitions Filed	Other	Petitions Available for Processing	Petitions Processed	End Pending
6th Class Counties						
Armstrong	4	31	8	43	37	6
Bedford	3	36	4	43	42	1
Bradford	2	29	3	34	33	1
Carbon	4	23	3	30	24	6
Clarion	0	30	0	30	30	0
Clearfield	7	46	6	59	43	16
Clinton	6	42	6	54	48	6
Columbia	8	67	7	82	74	8
Crawford	15	51	5	71	63	8
Elk	0	3	0	3	2	1
Greene	10	44	11	65	57	8
Huntingdon	1	58	8	67	61	6
Indiana	3	29	6	38	35	3
Jefferson	2	49	2	53	53	0
McKean	10	73	3	86	77	9
Mifflin	0	23	0	23	20	3
Perry	1	2	0	3	2	1
Pike	2	32	0	34	21	13
Somerset	3	45	5	53	46	7
Susquehanna	1	34	3	38	35	3
Tioga	3	60	20	83	71	12
Venango	1	29	0	30	23	7
Warren	0	9	0	9	6	3
Wayne	1	18	0	19	19	0
7th Class Counties						
Juniata	32	8	0	40	4	36
Snyder	2	26	2	30	29	1
Union	1	12	1	14	13	1
Wyoming	2	22	3	27	25	2
8th Class Counties						
Cameron	0	7	2	9	9	0
Forest	0	0	0	0	0	0
Fulton	0	6	2	8	8	0
Montour	3	5	0	8	5	3
Potter	0	3	0	3	3	0
Sullivan	0	0	0	0	0	0

Family Court Caseload - 2015 Juvenile Dependency Abuse/Neglect Pending Adjudication - Processed

	Adjudicated Dependent		Adjudicated NOT Dependent		Withdrawn/ Dismissed/ Inactive	Other
	Judge	Master	Judge	Master		
1st Class County						
Philadelphia	3,082	408	419	19	1	0
2nd Class County						
Allegheny	728	0	132	3	235	48
2A Class Counties						
Bucks	166	0	3	0	77	6
Delaware	24	171	3	14	19	20
Montgomery	190	24	0	0	12	34
3rd Class Counties						
Berks	416	0	0	0	92	12
Chester	5	66	0	9	0	5
Cumberland	4	199	3	118	0	9
Dauphin	21	222	4	32	15	5
Erie	33	242	1	8	0	39
Lackawanna	179	0	2	0	2	43
Lancaster	233	1	21	0	3	17
Lehigh	24	94	2	10	67	4
Luzerne	73	282	21	78	7	98
Northampton	19	152	1	4	0	17
Westmoreland	8	110	0	7	27	0
York	203	0	8	0	64	0
4th Class Counties						
Beaver	8	25	3	5	0	1
Butler	2	70	2	7	4	0
Cambria	69	57	4	1	0	1
Centre	43	0	4	0	0	4
Fayette	230	0	55	0	2	24
Franklin	2	52	3	5	12	1
Monroe	99	1	22	0	9	0
Schuylkill	342	0	12	0	112	0
Washington	85	91	8	14	0	14
5th Class Counties						
Adams	19	0	2	0	1	0
Blair	14	122	2	24	22	0
Lawrence	12	72	0	1	0	7
Lebanon	14	0	0	0	0	2
Lycoming	13	9	0	2	0	4
Mercer	26	0	7	0	0	24
Northumberland	105	0	5	0	5	0

	Adjudicated Dependent		Adjudicated NOT Dependent		Withdrawn/ Dismissed/ Inactive	Other
	Judge	Master	Judge	Master		
6th Class Counties						
Armstrong	27	0	2	0	0	8
Bedford	32	0	0	0	10	0
Bradford	5	21	0	4	0	3
Carbon	18	0	4	0	2	0
Clarion	16	0	0	0	1	13
Clearfield	38	0	0	0	0	5
Clinton	24	0	24	0	0	0
Columbia	0	55	0	6	13	0
Crawford	2	43	0	2	1	15
Elk	1	0	0	0	0	1
Greene	3	36	0	2	0	16
Huntingdon	55	0	1	0	5	0
Indiana	32	0	0	0	0	3
Jefferson	46	0	1	0	3	3
McKean	44	23	0	5	0	5
Mifflin	20	0	0	0	0	0
Perry	1	0	0	0	0	1
Pike	15	0	0	0	6	0
Somerset	40	0	3	0	3	0
Susquehanna	28	0	3	0	2	2
Tioga	55	0	3	0	0	13
Venango	13	0	0	0	9	1
Warren	5	0	1	0	0	0
Wayne	12	0	0	0	7	0
7th Class Counties						
Juniata	1	0	3	0	0	0
Snyder	20	0	7	0	2	0
Union	12	0	1	0	0	0
Wyoming	12	0	3	0	6	4
8th Class Counties						
Cameron	6	0	0	0	0	3
Forest	0	0	0	0	0	0
Fulton	5	0	3	0	0	0
Montour	0	2	0	0	1	2
Potter	3	0	0	0	0	0
Sullivan	0	0	0	0	0	0

Family Court Caseload - 2015 Juvenile Dependency Status Offenses Pending Adjudication - Available for Processing

	Begin Pending	New Petitions Filed	Other	Petitions Available for Processing	Petitions Processed	End Pending
1st Class County						
Philadelphia	1	0	12	13	13	0
2nd Class County						
Allegheny	3	98	5	106	64	42
2A Class Counties						
Bucks	0	0	0	0	0	0
Delaware	0	0	0	0	0	0
Montgomery	9	34	2	45	38	7
3rd Class Counties						
Berks	1	0	0	1	1	0
Chester	1	20	0	21	20	1
Cumberland	1	8	4	13	12	1
Dauphin	1	6	3	10	6	4
Erie	0	4	0	4	4	0
Lackawanna	2	3	0	5	4	1
Lancaster	1	13	1	15	14	1
Lehigh	0	1	0	1	1	0
Luzerne	17	54	2	73	61	12
Northampton	1	3	0	4	3	1
Westmoreland	6	37	9	52	44	8
York	0	0	0	0	0	0
4th Class Counties						
Beaver	4	9	1	14	11	3
Butler	0	8	0	8	7	1
Cambria	3	57	0	60	51	9
Centre	0	0	0	0	0	0
Fayette	1	6	1	8	8	0
Franklin	3	15	13	31	31	0
Monroe	0	7	0	7	7	0
Schuylkill	1	0	1	2	2	0
Washington	9	17	0	26	18	8
5th Class Counties						
Adams	1	2	0	3	1	2
Blair	0	0	0	0	0	0
Lawrence	0	0	0	0	0	0
Lebanon	0	15	0	15	12	3
Lycoming	0	1	0	1	1	0
Mercer	0	4	1	5	5	0
Northumberland	0	1	1	2	2	0

	Begin Pending	New Petitions Filed	Other	Petitions Available for Processing	Petitions Processed	End Pending
6th Class Counties						
Armstrong	0	10	1	11	10	1
Bedford	0	2	0	2	2	0
Bradford	0	4	0	4	4	0
Carbon	0	3	0	3	3	0
Clarion	0	0	0	0	0	0
Clearfield	1	27	2	30	26	4
Clinton	0	8	2	10	8	2
Columbia	0	0	0	0	0	0
Crawford	0	6	2	8	8	0
Elk	0	0	0	0	0	0
Greene	0	2	3	5	2	3
Huntingdon	0	2	2	4	4	0
Indiana	3	18	3	24	19	5
Jefferson	0	7	2	9	9	0
McKean	0	3	0	3	3	0
Mifflin	0	0	0	0	0	0
Perry	0	0	0	0	0	0
Pike	0	0	0	0	0	0
Somerset	0	6	0	6	6	0
Susquehanna	0	0	0	0	0	0
Tioga	0	8	0	8	8	0
Venango	0	0	0	0	0	0
Warren	0	0	2	2	1	1
Wayne	0	0	0	0	0	0
7th Class Counties						
Juniata	5	1	0	6	1	5
Snyder	0	4	0	4	4	0
Union	0	2	0	2	1	1
Wyoming	0	0	3	3	3	0
8th Class Counties						
Cameron	2	0	1	3	3	0
Forest	1	0	1	2	1	1
Fulton	0	0	0	0	0	0
Montour	0	0	0	0	0	0
Potter	0	0	0	0	0	0
Sullivan	0	1	0	1	0	1

Family Court Caseload - 2015 Juvenile Dependency Status Offenses Pending Adjudication - Processed

	Adjudicated Dependent		Adjudicated NOT Dependent		Withdrawn/ Dismissed/ Inactive	Other
	Judge	Master	Judge	Master		
1st Class County						
Philadelphia	9	1	2	1	0	0
2nd Class County						
Allegheny	32	0	1	0	27	4
2A Class Counties						
Bucks	0	0	0	0	0	0
Delaware	0	0	0	0	0	0
Montgomery	32	0	0	0	3	3
3rd Class Counties						
Berks	0	0	0	0	0	1
Chester	0	20	0	0	0	0
Cumberland	0	12	0	0	0	0
Dauphin	0	6	0	0	0	0
Erie	0	4	0	0	0	0
Lackawanna	3	0	0	0	0	1
Lancaster	11	0	2	0	0	1
Lehigh	0	1	0	0	0	0
Luzerne	28	9	6	9	2	7
Northampton	0	2	0	0	0	1
Westmoreland	0	34	0	0	10	0
York	0	0	0	0	0	0
4th Class Counties						
Beaver	3	3	3	0	1	1
Butler	0	2	0	5	0	0
Cambria	1	33	0	8	0	9
Centre	0	0	0	0	0	0
Fayette	7	0	1	0	0	0
Franklin	0	19	0	1	10	1
Monroe	5	0	2	0	0	0
Schuylkill	2	0	0	0	0	0
Washington	10	6	0	0	0	2
5th Class Counties						
Adams	0	0	0	0	1	0
Blair	0	0	0	0	0	0
Lawrence	0	0	0	0	0	0
Lebanon	12	0	0	0	0	0
Lycoming	0	0	0	0	0	1
Mercer	3	0	0	0	0	2
Northumberland	2	0	0	0	0	0

	Adjudicated Dependent		Adjudicated NOT Dependent		Withdrawn/ Dismissed/ Inactive	Other
	Judge	Master	Judge	Master		
6th Class Counties						
Armstrong	10	0	0	0	0	0
Bedford	2	0	0	0	0	0
Bradford	0	3	0	1	0	0
Carbon	3	0	0	0	0	0
Clarion	0	0	0	0	0	0
Clearfield	25	0	0	0	1	0
Clinton	7	0	1	0	0	0
Columbia	0	0	0	0	0	0
Crawford	0	6	0	1	0	1
Elk	0	0	0	0	0	0
Greene	0	2	0	0	0	0
Huntingdon	4	0	0	0	0	0
Indiana	18	0	0	0	0	1
Jefferson	9	0	0	0	0	0
McKean	3	0	0	0	0	0
Mifflin	0	0	0	0	0	0
Perry	0	0	0	0	0	0
Pike	0	0	0	0	0	0
Somerset	6	0	0	0	0	0
Susquehanna	0	0	0	0	0	0
Tioga	0	0	0	0	0	8
Venango	0	0	0	0	0	0
Warren	1	0	0	0	0	0
Wayne	0	0	0	0	0	0
7th Class Counties						
Juniata	0	0	1	0	0	0
Snyder	4	0	0	0	0	0
Union	1	0	0	0	0	0
Wyoming	2	0	0	0	1	0
8th Class Counties						
Cameron	2	0	0	0	0	1
Forest	1	0	0	0	0	0
Fulton	0	0	0	0	0	0
Montour	0	0	0	0	0	0
Potter	0	0	0	0	0	0
Sullivan	0	0	0	0	0	0

Family Court Caseload - 2015 Juvenile Dependency Abuse/Neglect
Adjudicated Dependent - Available for Processing

	Begin Pending	New Adjudicated Dependent Cases	Other	Adjudicated Dependent Cases	Court Supervision Terminated	End Pending
1st Class County						
Philadelphia	6,367	3,490	10	9,867	2,257	7,610
2nd Class County						
Allegheny	1,740	728	20	2,488	788	1,700
2A Class Counties						
Bucks	508	166	3	677	257	420
Delaware	729	195	6	930	312	618
Montgomery	554	214	12	780	203	577
3rd Class Counties						
Berks	873	416	11	1,300	400	900
Chester	175	71	3	249	90	159
Cumberland	199	203	1	403	138	265
Dauphin	403	243	1	647	104	543
Erie	412	275	11	698	269	429
Lackawanna	227	179	4	410	169	241
Lancaster	516	234	10	760	210	550
Lehigh	204	118	7	329	112	217
Luzerne	496	355	33	884	348	536
Northampton	314	171	12	497	175	322
Westmoreland	176	118	5	299	86	213
York	465	203	9	677	270	407
4th Class Counties						
Beaver	54	33	2	89	44	45
Butler	112	72	0	184	73	111
Cambria	150	126	0	276	84	192
Centre	86	43	1	130	37	93
Fayette	285	230	2	517	246	271
Franklin	81	54	3	138	45	93
Monroe	177	100	1	278	104	174
Schuylkill	469	342	0	811	287	524
Washington	324	176	7	507	177	330
5th Class Counties						
Adams	40	19	0	59	33	26
Blair	174	136	0	310	116	194
Lawrence	232	84	6	322	80	242
Lebanon	77	14	1	92	29	63
Lycoming	32	22	0	54	21	33
Mercer	40	26	7	73	37	36
Northumberland	189	105	1	295	87	208

Family Court Caseload - 2015 Juvenile Dependency Abuse/Neglect
Adjudicated Dependent - Available for Processing

	Begin Pending	New Adjudicated Dependent Cases	Other	Adjudicated Dependent Cases	Court Supervision Terminated	End Pending
6th Class Counties						
Armstrong	33	27	0	60	22	38
Bedford	27	32	0	59	16	43
Bradford	89	26	1	116	46	70
Carbon	34	18	2	54	19	35
Clarion	28	16	2	46	28	18
Clearfield	135	38	3	176	42	134
Clinton	35	24	1	60	32	28
Columbia	76	55	4	135	40	95
Crawford	157	45	1	203	59	144
Elk	16	1	4	21	5	16
Greene	64	39	8	111	25	86
Huntingdon	66	55	5	126	53	73
Indiana	60	32	1	93	47	46
Jefferson	76	46	2	124	38	86
McKean	73	67	0	140	40	100
Mifflin	41	20	0	61	24	37
Perry	7	1	1	9	1	8
Pike	26	15	0	41	16	25
Somerset	49	40	2	91	26	65
Susquehanna	38	28	0	66	25	41
Tioga	63	55	1	119	42	77
Venango	26	13	3	42	5	37
Warren	9	5	1	15	6	9
Wayne	66	12	1	79	23	56
7th Class Counties						
Juniata	9	1	0	10	2	8
Snyder	25	20	1	46	16	30
Union	20	12	0	32	16	16
Wyoming	18	12	3	33	13	20
8th Class Counties						
Cameron	10	6	2	18	2	16
Forest	1	0	0	1	0	1
Fulton	11	5	1	17	8	9
Montour	13	2	1	16	3	13
Potter	8	3	0	11	1	10
Sullivan	0	0	0	0	0	0

	Placement with a Relative/ Guardian	%	Adoption	%	Family Reunification	%	Aged Out	%	Other	%	Other Permanency Outcomes	%
1st Class County												
Philadelphia	1,083	*48.0*	367	*16.3*	239	*10.6*	486	*21.5*	8	*0.4*	74	*3.3*
2nd Class County												
Allegheny	360	*45.7*	204	*25.9*	59	*7.5*	128	*16.2*	28	*3.6*	9	*1.1*
2A Class Counties												
Bucks	97	*37.7*	54	*21.0*	76	*29.6*	28	*10.9*	1	*0.4*	1	*0.4*
Delaware	185	*59.3*	44	*14.1*	26	*8.3*	43	*13.8*	11	*3.5*	3	*1.0*
Montgomery	90	*44.3*	37	*18.2*	43	*21.2*	19	*9.4*	10	*4.9*	4	*2.0*
3rd Class Counties												
Berks	56	*14.0*	131	*32.8*	148	*37.0*	51	*12.8*	14	*3.5*	0	--
Chester	39	*43.3*	19	*21.1*	7	*7.8*	17	*18.9*	8	*8.9*	0	--
Cumberland	69	*50.0*	37	*26.8*	15	*10.9*	11	*8.0*	6	*4.3*	0	--
Dauphin	16	*15.4*	16	*15.4*	56	*53.8*	12	*11.5*	4	*3.8*	0	--
Erie	68	*25.3*	59	*21.9*	31	*11.5*	16	*5.9*	67	*24.9*	28	*10.4*
Lackawanna	59	*34.9*	32	*18.9*	63	*37.3*	3	*1.8*	11	*6.5*	1	*0.6*
Lancaster	36	*17.1*	82	*39.0*	49	*23.3*	27	*12.9*	14	*6.7*	2	*1.0*
Lehigh	41	*36.6*	25	*22.3*	21	*18.8*	17	*15.2*	6	*5.4*	2	*1.8*
Luzerne	194	*55.7*	18	*5.2*	57	*16.4*	21	*6.0*	53	*15.2*	5	*1.4*
Northampton	70	*40.0*	43	*24.6*	35	*20.0*	12	*6.9*	10	*5.7*	5	*2.9*
Westmoreland	22	*25.6*	34	*39.5*	18	*20.9*	12	*14.0*	0	--	0	--
York	56	*20.7*	63	*23.3*	87	*32.2*	50	*18.5*	1	*0.4*	13	*4.8*
4th Class Counties												
Beaver	18	*40.9*	12	*27.3*	9	*20.5*	3	*6.8*	2	*4.5*	0	--
Butler	35	*47.9*	24	*32.9*	7	*9.6*	4	*5.5*	2	*2.7*	1	*1.4*
Cambria	30	*35.7*	0	--	16	*19.0*	6	*7.1*	27	*32.1*	5	*6.0*
Centre	11	*29.7*	12	*32.4*	7	*18.9*	3	*8.1*	0	--	4	*10.8*
Fayette	111	*45.1*	31	*12.6*	97	*39.4*	5	*2.0*	0	--	2	*0.8*
Franklin	8	*17.8*	8	*17.8*	18	*40.0*	5	*11.1*	0	--	6	*13.3*
Monroe	37	*35.6*	18	*17.3*	32	*30.8*	16	*15.4*	1	*1.0*	0	--
Schuylkill	232	*80.8*	16	*5.6*	26	*9.1*	12	*4.2*	0	--	1	*0.3*
Washington	77	*43.5*	60	*33.9*	3	*1.7*	17	*9.6*	11	*6.2*	9	*5.1*
5th Class Counties												
Adams	7	*21.2*	14	*42.4*	8	*24.2*	3	*9.1*	0	--	1	*3.0*
Blair	38	*32.8*	35	*30.2*	38	*32.8*	3	*2.6*	0	--	2	*1.7*
Lawrence	23	*28.8*	6	*7.5*	35	*43.8*	7	*8.8*	7	*8.8*	2	*2.5*
Lebanon	5	*17.2*	6	*20.7*	7	*24.1*	11	*37.9*	0	--	0	--
Lycoming	14	*66.7*	5	*23.8*	1	*4.8*	1	*4.8*	0	--	0	--
Mercer	9	*24.3*	0	--	12	*32.4*	4	*10.8*	12	*32.4*	0	--
Northumberland	15	*17.2*	20	*23.0*	37	*42.5*	14	*16.1*	0	--	1	*1.1*

Family Court Caseload - 2015 Juvenile Dependency Abuse/Neglect
Adjudicated Dependent - Court Supervision Terminated

	Placement with a Relative/ Guardian	%	Adoption	%	Family Reunification	%	Aged Out	%	Other	%	Other Permanency Outcomes	%
6th Class Counties												
Armstrong	11	*50.0*	2	*9.1*	4	*18.2*	2	*9.1*	1	*4.5*	2	*9.1*
Bedford	8	*50.0*	1	*6.3*	3	*18.8*	2	*12.5*	2	*12.5*	0	--
Bradford	25	*54.3*	8	*17.4*	8	*17.4*	3	*6.5*	0	--	2	*4.3*
Carbon	8	*42.1*	1	*5.3*	5	*26.3*	5	*26.3*	0	--	0	--
Clarion	11	*39.3*	11	*39.3*	3	*10.7*	1	*3.6*	1	*3.6*	1	*3.6*
Clearfield	22	*52.4*	13	*31.0*	1	*2.4*	4	*9.5*	1	*2.4*	1	*2.4*
Clinton	15	*46.9*	6	*18.8*	8	*25.0*	3	*9.4*	0	--	0	--
Columbia	6	*15.0*	4	*10.0*	18	*45.0*	11	*27.5*	1	*2.5*	0	--
Crawford	12	*20.3*	11	*18.6*	21	*35.6*	7	*11.9*	7	*11.9*	1	*1.7*
Elk	0	--	0	--	0	--	0	--	5	*100.0*	0	--
Greene	7	*28.0*	3	*12.0*	0	--	1	*4.0*	13	*52.0*	1	*4.0*
Huntingdon	39	*73.6*	10	*18.9*	2	*3.8*	2	*3.8*	0	--	0	--
Indiana	16	*34.0*	17	*36.2*	10	*21.3*	3	*6.4*	1	*2.1*	0	--
Jefferson	25	*65.8*	7	*18.4*	3	*7.9*	2	*5.3*	1	*2.6*	0	--
McKean	10	*25.0*	8	*20.0*	11	*27.5*	3	*7.5*	7	*17.5*	1	*2.5*
Mifflin	1	*4.2*	12	*50.0*	9	*37.5*	2	*8.3*	0	--	0	--
Perry	0	--	0	--	1	*100.0*	0	--	0	--	0	--
Pike	6	*37.5*	4	*25.0*	4	*25.0*	2	*12.5*	0	--	0	--
Somerset	6	*23.1*	9	*34.6*	4	*15.4*	6	*23.1*	0	--	1	*3.8*
Susquehanna	4	*16.0*	6	*24.0*	11	*44.0*	1	*4.0*	3	*12.0*	0	--
Tioga	7	*16.7*	9	*21.4*	22	*52.4*	2	*4.8*	2	*4.8*	0	--
Venango	2	*40.0*	0	--	1	*20.0*	1	*20.0*	0	--	1	*20.0*
Warren	1	*16.7*	4	*66.7*	0	--	1	*16.7*	0	--	0	--
Wayne	7	*30.4*	9	*39.1*	1	*4.3*	3	*13.0*	1	*4.3*	2	*8.7*
7th Class Counties												
Juniata	0	--	0	--	2	*100.0*	0	--	0	--	0	--
Snyder	8	*50.0*	2	*12.5*	2	*12.5*	1	*6.3*	1	*6.3*	2	*12.5*
Union	6	*37.5*	5	*31.3*	3	*18.8*	1	*6.3*	1	*6.3*	0	--
Wyoming	2	*15.4*	6	*46.2*	4	*30.8*	1	*7.7*	0	--	0	--
8th Class Counties												
Cameron	0	--	0	--	0	--	0	--	2	*100.0*	0	--
Forest	0	--	0	--	0	--	0	--	0	--	0	--
Fulton	1	*12.5*	2	*25.0*	2	*25.0*	2	*25.0*	1	*12.5*	0	--
Montour	1	*33.3*	0	--	0	--	0	--	0	--	2	*66.7*
Potter	0	--	0	--	1	*100.0*	0	--	0	--	0	--
Sullivan	0	--	0	--	0	--	0	--	0	--	0	--

	Begin Pending	New Adjudicated Dependent Cases	Other	Adjudicated Dependent Cases	Court Supervision Terminated	End Pending
1st Class County						
Philadelphia	45	10	0	55	22	33
2nd Class County						
Allegheny	19	32	1	52	15	37
2A Class Counties						
Bucks	0	0	0	0	0	0
Delaware	3	0	0	3	1	2
Montgomery	63	32	1	96	20	76
3rd Class Counties						
Berks	4	0	0	4	2	2
Chester	28	20	1	49	20	29
Cumberland	6	12	1	19	7	12
Dauphin	25	6	0	31	9	22
Erie	1	4	0	5	1	4
Lackawanna	8	3	0	11	7	4
Lancaster	9	11	0	20	4	16
Lehigh	3	1	0	4	3	1
Luzerne	31	37	1	69	30	39
Northampton	7	2	1	10	2	8
Westmoreland	33	34	0	67	26	41
York	0	0	0	0	0	0
4th Class Counties						
Beaver	4	6	0	10	2	8
Butler	3	2	0	5	2	3
Cambria	25	34	1	60	26	34
Centre	1	0	0	1	1	0
Fayette	19	7	0	26	13	13
Franklin	16	19	1	36	17	19
Monroe	0	5	0	5	0	5
Schuylkill	11	2	0	13	7	6
Washington	12	16	1	29	17	12
5th Class Counties						
Adams	0	0	0	0	0	0
Blair	0	0	0	0	0	0
Lawrence	0	0	0	0	0	0
Lebanon	26	12	0	38	17	21
Lycoming	0	0	0	0	0	0
Mercer	5	3	1	9	4	5
Northumberland	1	2	0	3	0	3

Family Court Caseload - 2015 Juvenile Dependency Status Offenses
Adjudicated Dependent - Available for Processing

	Begin Pending	New Adjudicated Dependent Cases	Other	Adjudicated Dependent Cases	Court Supervision Terminated	End Pending
6th Class Counties						
Armstrong	16	10	0	26	15	11
Bedford	0	2	0	2	0	2
Bradford	3	3	0	6	2	4
Carbon	3	3	0	6	3	3
Clarion	0	0	0	0	0	0
Clearfield	49	25	0	74	34	40
Clinton	4	7	0	11	3	8
Columbia	1	0	0	1	1	0
Crawford	2	6	0	8	0	8
Elk	6	0	0	6	1	5
Greene	7	2	0	9	7	2
Huntingdon	6	4	0	10	7	3
Indiana	31	18	0	49	10	39
Jefferson	12	9	0	21	7	14
McKean	1	3	0	4	1	3
Mifflin	0	0	0	0	0	0
Perry	0	0	2	2	1	1
Pike	0	0	0	0	0	0
Somerset	7	6	0	13	6	7
Susquehanna	2	0	0	2	0	2
Tioga	0	0	0	0	0	0
Venango	7	0	0	7	1	6
Warren	0	1	0	1	1	0
Wayne	3	0	0	3	2	1
7th Class Counties						
Juniata	3	0	0	3	1	2
Snyder	0	4	0	4	1	3
Union	0	1	0	1	1	0
Wyoming	1	2	0	3	2	1
8th Class Counties						
Cameron	3	2	0	5	2	3
Forest	0	1	0	1	1	0
Fulton	1	0	0	1	1	0
Montour	1	0	0	1	0	1
Potter	2	0	0	2	0	2
Sullivan	0	0	0	0	0	0

	Placement with a Relative/ Guardian	%	Aged Out	%	Family Reunification	%	Other	%	Other Permanency Outcomes	%	Adoption	%
1st Class County												
Philadelphia	5	*22.7*	15	*68.2*	1	*4.5*	0	--	1	*4.5*	0	--
2nd Class County												
Allegheny	5	*33.3*	2	*13.3*	1	*6.7*	5	*33.3*	2	*13.3*	0	--
2A Class Counties												
Bucks	0	--	0	--	0	--	0	--	0	--	0	--
Delaware	1	*100.0*	0	--	0	--	0	--	0	--	0	--
Montgomery	11	*55.0*	3	*15.0*	5	*25.0*	1	*5.0*	0	--	0	--
3rd Class Counties												
Berks	1	*50.0*	0	--	0	--	0	--	0	--	1	*50.0*
Chester	13	*65.0*	7	*35.0*	0	--	0	--	0	--	0	--
Cumberland	5	*71.4*	1	*14.3*	1	*14.3*	0	--	0	--	0	--
Dauphin	1	*11.1*	2	*22.2*	6	*66.7*	0	--	0	--	0	--
Erie	0	--	0	--	1	*100.0*	0	--	0	--	0	--
Lackawanna	3	*42.9*	2	*28.6*	0	--	0	--	2	*28.6*	0	--
Lancaster	3	*75.0*	1	*25.0*	0	--	0	--	0	--	0	--
Lehigh	1	*33.3*	0	--	1	*33.3*	0	--	1	*33.3*	0	--
Luzerne	19	*63.3*	5	*16.7*	3	*10.0*	3	*10.0*	0	--	0	--
Northampton	1	*50.0*	0	--	1	*50.0*	0	--	0	--	0	--
Westmoreland	11	*42.3*	7	*26.9*	8	*30.8*	0	--	0	--	0	--
York	0	--	0	--	0	--	0	--	0	--	0	--
4th Class Counties												
Beaver	2	*100.0*	0	--	0	--	0	--	0	--	0	--
Butler	1	*50.0*	0	--	0	--	0	--	1	*50.0*	0	--
Cambria	21	*80.8*	3	*11.5*	0	--	2	*7.7*	0	--	0	--
Centre	0	--	0	--	1	*100.0*	0	--	0	--	0	--
Fayette	2	*15.4*	2	*15.4*	9	*69.2*	0	--	0	--	0	--
Franklin	2	*11.8*	2	*11.8*	12	*70.6*	0	--	1	*5.9*	0	--
Monroe	0	--	0	--	0	--	0	--	0	--	0	--
Schuylkill	3	*42.9*	4	*57.1*	0	--	0	--	0	--	0	--
Washington	9	*52.9*	6	*35.3*	1	*5.9*	0	--	1	*5.9*	0	--
5th Class Counties												
Adams	0	--	0	--	0	--	0	--	0	--	0	--
Blair	0	--	0	--	0	--	0	--	0	--	0	--
Lawrence	0	--	0	--	0	--	0	--	0	--	0	--
Lebanon	8	*47.1*	3	*17.6*	4	*23.5*	1	*5.9*	0	--	1	*5.9*
Lycoming	0	--	0	--	0	--	0	--	0	--	0	--
Mercer	0	--	0	--	2	*50.0*	2	*50.0*	0	--	0	--
Northumberland	0	--	0	--	0	--	0	--	0	--	0	--

	Placement with a Relative/ Guardian	%	Aged Out	%	Family Reunification	%	Other	%	Other Permanency Outcomes	%	Adoption	%
6th Class Counties												
Armstrong	11	*73.3*	1	*6.7*	1	*6.7*	2	*13.3*	0	--	0	--
Bedford	0	--	0	--	0	--	0	--	0	--	0	--
Bradford	1	*50.0*	0	--	1	*50.0*	0	--	0	--	0	--
Carbon	0	--	1	*33.3*	2	*66.7*	0	--	0	--	0	--
Clarion	0	--	0	--	0	--	0	--	0	--	0	--
Clearfield	30	*88.2*	3	*8.8*	0	--	1	*2.9*	0	--	0	--
Clinton	1	*33.3*	0	--	2	*66.7*	0	--	0	--	0	--
Columbia	0	--	0	--	1	*100.0*	0	--	0	--	0	--
Crawford	0	--	0	--	0	--	0	--	0	--	0	--
Elk	0	--	0	--	0	--	1	*100.0*	0	--	0	--
Greene	2	*28.6*	1	*14.3*	0	--	4	*57.1*	0	--	0	--
Huntingdon	6	*85.7*	0	--	1	*14.3*	0	--	0	--	0	--
Indiana	3	*30.0*	2	*20.0*	5	*50.0*	0	--	0	--	0	--
Jefferson	4	*57.1*	2	*28.6*	1	*14.3*	0	--	0	--	0	--
McKean	0	--	1	*100.0*	0	--	0	--	0	--	0	--
Mifflin	0	--	0	--	0	--	0	--	0	--	0	--
Perry	0	--	0	--	0	--	1	*100.0*	0	--	0	--
Pike	0	--	0	--	0	--	0	--	0	--	0	--
Somerset	0	--	2	*33.3*	4	*66.7*	0	--	0	--	0	--
Susquehanna	0	--	0	--	0	--	0	--	0	--	0	--
Tioga	0	--	0	--	0	--	0	--	0	--	0	--
Venango	1	*100.0*	0	--	0	--	0	--	0	--	0	--
Warren	0	--	0	--	0	--	1	*100.0*	0	--	0	--
Wayne	1	*50.0*	1	*50.0*	0	--	0	--	0	--	0	--
7th Class Counties												
Juniata	0	--	0	--	1	*100.0*	0	--	0	--	0	--
Snyder	0	--	0	--	1	*100.0*	0	--	0	--	0	--
Union	1	*100.0*	0	--	0	--	0	--	0	--	0	--
Wyoming	0	--	0	--	1	*50.0*	0	--	0	--	1	*50.0*
8th Class Counties												
Cameron	0	--	0	--	0	--	2	*100.0*	0	--	0	--
Forest	0	--	0	--	0	--	1	*100.0*	0	--	0	--
Fulton	0	--	1	*100.0*	0	--	0	--	0	--	0	--
Montour	0	--	0	--	0	--	0	--	0	--	0	--
Potter	0	--	0	--	0	--	0	--	0	--	0	--
Sullivan	0	--	0	--	0	--	0	--	0	--	0	--

JUVENILE DEPENDENCY
ABUSE/NEGLECT & STATUS OFFENSE

… a classification of juvenile cases which involves the absence of the proper parental care or supervision necessary for the physical, mental, emotional, or moral health of an individual under 18 years of age.

Abuse/Neglect *- alleges non-accidental physical or mental injuries to a child. Abuse/Neglect cases include allegations of sexual abuse or exploitation, abandonment, insufficient food, housing, medical care, shelter or supervision which endangers the child's life or development, parent's inability to care for a child due to his or her own mental health, etc.*

Status Offense *- addresses acts or conduct which are recognized to be offenses, but only when committed or engaged in by juveniles and which can be adjudicated only by a juvenile court. Examples of status offenses are curfew violations, incorrigibility, juveniles alleged to be runaways, truancy, uncontrollable behavior, etc.*

Adjudicated Dependent — If the case is adjudicated dependent, the case becomes part of the Adjudicated Dependent Inventory and continues under court supervision.

Adjudicated Not Dependent — If the case is adjudicated NOT dependent, the case is closed.

Cases Processed — A dependency petition is considered processed when an order adjudicating the petition is issued, typically at a permanency placement hearing. The disposition is recorded whether or not the juvenile is adjudicated dependent.

Court Supervision Terminated — Court supervision of Adjudicated Dependent Cases is terminated when the child achieves permanency. Permanency outcomes include the following:

Family Reunification - the child is returned to the parent(s). Includes the CPCMS termination category of *reunification*

Adoption - the legal and permanent transfer of all parental rights and responsibilities to adoptive parents. Includes CPCMS termination category of *adoption*.

Placement With a Relative or Guardian - the custody of the child is transferred from the natural parent to a relative or caregiver. Both permanent and non-permanent placements are included in this category. Includes CPCMS termination categories of *child with guardian, placement with relative, subsidized permanent legal custodian/relative, and permanent placement with relative.*

Aged Out - the dependent child reaches the age of 18. Includes CPCMS termination category *aged out.*

Other Permanency Outcomes - includes the CPCMS termination categories of *adjudicated delinquent, death due to natural causes, death due to negligence, emancipation, permanent living arrangement, Family Service Plan completed, permanency plan completed.*

	Other Terminations - includes CPCMS termination categories *transferred to other jurisdiction, inactive due to warrant, cases withdrawn, cases closed without disposition,* as well as categories reserved for administrative closings and data corrections.
Judge	This disposition type refers to the number of cases in which disputed issues of fact were heard before a judge in an evidentiary proceeding. Dispositional hearings, review hearings and ancillary petitions are NOT included. Also NOT included are cases initially heard by a master or hearing officer where the judge signs the agreement or order after the matter is resolved by the non-judicial officer.
Master	This disposition type refers to the number of cases in which disputed issues of fact were heard by a master in an evidentiary proceeding. Included are single cases with multiple hearings in which there were NO hearings before a judge
New Petitions Filed	A new dependency case (abuse/neglect and status offense) is initiated with the filing of a petition. Included are reopened cases where a new petition has been filed.
Other (inbound)	Inbound cases that are transferred from another jurisdiction, cases reopened due to a warrant. Includes CPCMS entries *transferred from other jurisdiction, case reopened due to warrant* as well as categories reserved for data corrections or administrative actions.
Other (outbound)	This disposition type refers to the number of cases not processed by a judge or non-judicial officer. Included are all cases which have been transferred to another jurisdiction, cases in which the manner of adjudication was not recorded, and those cases terminated due to administrative actions and data corrections.
Pending Adjudication	The pending adjudication inventory includes petitions for dependency that are awaiting adjudication. This inventory of cases is counted separately from adjudicated cases.
Withdrawn/ Dismissed/ Inactive	This disposition type refers to cases withdrawn, dismissed or placed in inactive status due to a warrant.

Orphans' Court Caseload

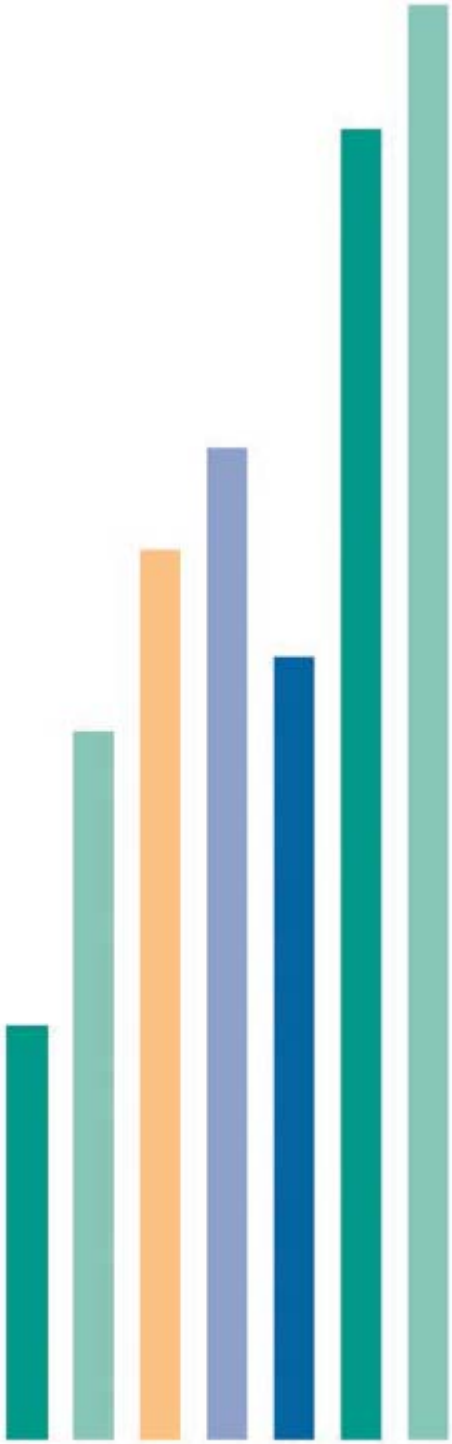

2015 Common Pleas State Totals
Orphans' Court Caseload

	Accounts	Adoptions	Relinquishments/ Terminations	Appointment of Guardians
Cases Pending 1/1/15	**1,210** (R)	**1,036** (R)	**2,365** (R)	**1,097** (R)
New Cases Filed	3,172	3,966	5,109	3,112
Cases Available for Processing	**4,382**	**5,002**	**7,474**	**4,209**
Processed By:				
Judge (Contested)	340	- - - -	1,292	599
Judge (Contested) Granted	- - - -	43	- - - -	- - - -
Judge (Contested) Denied	- - - -	4	- - - -	- - - -
Non-Judicial Officer (Contested)	18	- - - -	- - - -	- - - -
Uncontested	2,608	- - - -	3,252	2,155
Uncontested Granted	- - - -	3,762	- - - -	- - - -
Uncontested Denied	- - - -	1	- - - -	- - - -
Other	138	115	327	395
Cases Processed	**3,104**	**3,925**	**4,871**	**3,149**
Cases Pending 12/31/15	**1,278**	**1,077**	**2,603**	**1,060**

Filings

Accounts

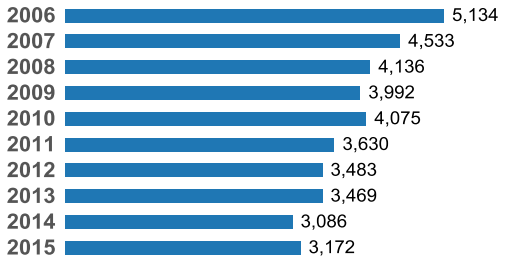

Adoptions



Relinquishments/Terminations



Appointment of Guardians



(R) - Revised

	Begin Pending	New Cases Filed	Cases Processed	End Pending	Processed By: Judge (Contested)	Non-Judicial Officer (Contested)	Uncontested	Other
1st Class County								
Philadelphia	49	168	138	79	123	0	15	0
2nd Class County								
Allegheny	193	508	452	249	0	0	452	0
2A Class Counties								
Bucks	55	70	83	42	30	0	46	7
Delaware	36	63	59	40	13	0	46	0
Montgomery	26	124	150	0	60	0	69	21
3rd Class Counties								
Berks	26	94	101	19	12	0	71	18
Chester	16	71	54	33	9	0	42	3
Cumberland	34	57	64	27	8	0	51	5
Dauphin	5	32	24	13	3	0	21	0
Erie	22	38	38	22	3	0	34	1
Lackawanna	15	25	27	13	3	1	23	0
Lancaster	26	47	57	16	0	0	47	10
Lehigh	22	38	42	18	19	0	16	7
Luzerne	0	41	41	0	0	6	35	0
Northampton	11	44	40	15	9	0	31	0
Westmoreland	117	219	226	110	0	0	213	13
York	28	99	104	23	14	0	90	0
4th Class Counties								
Beaver	6	75	73	8	1	0	70	2
Butler	55	70	51	74	4	0	46	1
Cambria	16	88	96	8	4	0	88	4
Centre	16	48	48	16	1	0	47	0
Fayette	14	34	28	20	0	0	28	0
Franklin	14	48	44	18	1	0	42	1
Monroe	11	23	21	13	4	0	17	0
Schuylkill	2	33	29	6	0	0	25	4
Washington	65	47	52	60	2	0	28	22
5th Class Counties								
Adams	6	23	26	3	4	0	21	1
Blair	29	170	175	24	0	0	175	0
Lawrence	31	32	24	39	0	0	24	0
Lebanon	7	15	10	12	0	0	10	0
Lycoming	8	27	26	9	0	0	26	0
Mercer	48	62	62	48	0	0	62	0
Northumberland	1	21	19	3	0	0	18	1

	Begin Pending	New Cases Filed	Cases Processed	End Pending	Processed By: Judge (Contested)	Non-Judicial Officer (Contested)	Uncontested	Other
6th Class Counties								
Armstrong	4	27	28	3	0	6	21	1
Bedford	11	43	46	8	0	3	43	0
Bradford	4	8	10	2	0	0	10	0
Carbon	6	19	20	5	3	0	17	0
Clarion	1	12	11	2	1	0	10	0
Clearfield	8	77	83	2	2	0	78	3
Clinton	1	8	7	2	1	0	6	0
Columbia	11	26	21	16	1	0	20	0
Crawford	33	27	29	31	0	0	27	2
Elk	3	24	24	3	0	0	23	1
Greene	3	5	5	3	1	0	4	0
Huntingdon	1 (R)	32	22	11	0	2	20	0
Indiana	20	51	42	29	0	0	41	1
Jefferson	6	59	60	5	0	0	60	0
McKean	13	2	1	14	0	0	1	0
Mifflin	5	20	24	1	1	0	23	0
Perry	4	10	10	4	0	0	10	0
Pike	5	6	6	5	0	0	6	0
Somerset	11	25	22	14	2	0	20	0
Susquehanna	6	13	16	3	0	0	12	4
Tioga	0	26	25	1	0	0	25	0
Venango	20	41	43	18	0	0	39	4
Warren	1	6	6	1	0	0	6	0
Wayne	3	1	1	3	0	0	1	0
7th Class Counties								
Juniata	0	4	4	0	0	0	4	0
Snyder	4	10	12	2	0	0	12	0
Union	2	5	7	0	0	0	7	0
Wyoming	0	5	5	0	0	0	5	0
8th Class Counties								
Cameron	2	4	5	1	0	0	5	0
Forest	2	0	1	1	1	0	0	0
Fulton	4	14	16	2	0	0	16	0
Montour	2	0	1	1	0	0	0	1
Potter	3	6	4	5	0	0	4	0
Sullivan	1	2	3	0	0	0	3	0

(R) - Revised

ACCOUNTS

… a statement prepared by a fiduciary at the close of his or her administration of an estate to reflect transactions that have occurred. The statement is presented to the court as part of the process whereby the fiduciary seeks discharge from liability for the events disclosed.

Cases Processed	The number of accounts confirmed; a confirmation is a judicial determination that the account is filed in proper order.
Fiduciary	A person or an institution with a legal responsibility for the money or property of another. The term includes executors, administrators, guardians, and trustees subject to the jurisdiction of the Orphans' Court Division.
Judge	This disposition type refers to the number of accounts contested before a judge. A case is considered contested before a judge ONLY if objections are filed.
New Cases Filed	The number of account statements filed with the Orphans' Court clerk.
Non-Judicial Officer	This disposition type refers to the number of accounts heard by a non-judicial officer. Non-judicial officers include masters, auditors and examiners. A matter is only considered contested if objections are filed and presented to a non-judicial officer.
Other	This disposition type refers to the number of accounts that were not processed by a judge or non-judicial officer nor uncontested. Included are all cases which have been transferred, discontinued, withdrawn, and deceased respondents.
Uncontested	This disposition type refers to the number of accounts confirmed by a judge or non-judicial officer in which no objections were filed.

	Begin Pending	New Cases Filed	Cases Processed	End Pending	Processed By: Judge (Contested) Granted	Judge (Contested) Denied	Uncontested Granted	Uncontested Denied	Other
1st Class County									
Philadelphia	90	488	527	51	0	0	518	0	9
2nd Class County									
Allegheny	87	316	325	78	0	0	325	0	0
2A Class Counties									
Bucks	73	129	136	66	1	0	101	0	34
Delaware	64	88	82	70	0	0	81	0	1
Montgomery	10	213	191	32	2	0	188	0	1
3rd Class Counties									
Berks	12	201	191	22	0	0	190	0	1
Chester	17	84	80	21	2	0	73	0	5
Cumberland	17	94	90	21	0	0	88	0	2
Dauphin	15	113	101	27	0	0	87	0	14
Erie	60 (R)	103	104	59	0	0	103	0	1
Lackawanna	19	72	75	16	0	1	72	0	2
Lancaster	93	230	243	80	0	0	235	0	8
Lehigh	30	44	49	25	0	0	48	0	1
Luzerne	66	96	89	73	0	0	89	0	0
Northampton	3	80	81	2	2	0	79	0	0
Westmoreland	9	109	107	11	0	0	107	0	0
York	35	157	151	41	2	1	142	0	6
4th Class Counties									
Beaver	9	48	53	4	1	0	51	0	1
Butler	10	61	62	9	0	0	61	0	1
Cambria	6	45	36	15	0	0	36	0	0
Centre	9	72	67	14	0	0	67	0	0
Fayette	17	53	52	18	0	0	52	0	0
Franklin	6	53	46	13	0	0	46	0	0
Monroe	13	48	45	16	5	0	40	0	0
Schuylkill	13	34	39	8	0	0	37	0	2
Washington	4	115	113	6	0	0	112	0	1
5th Class Counties									
Adams	7	36	39	4	0	0	36	0	3
Blair	34	58	63	29	0	0	63	0	0
Lawrence	26	37	36	27	0	0	36	0	0
Lebanon	1	22	21	2	0	0	20	0	1
Lycoming	0	33	29	4	8	0	21	0	0
Mercer	4	22	22	4	0	0	22	0	0
Northumberland	0	19	11	8	3	0	6	0	2

(R) - Revised

					Processed By:				
					Judge (Contested)		Uncontested		
	Begin Pending	New Cases Filed	Cases Processed	End Pending	Granted	Denied	Granted	Denied	Other
6th Class Counties									
Armstrong	2	15	11	6	0	0	6	0	5
Bedford	7 (R)	16	10	13	0	0	9	1	0
Bradford	3	33	22	14	0	0	22	0	0
Carbon	5	16	15	6	0	0	15	0	0
Clarion	1	17	18	0	0	0	18	0	0
Clearfield	14	32	36	10	0	0	36	0	0
Clinton	1	19	15	5	1	0	14	0	0
Columbia	0	14	12	2	0	0	10	0	2
Crawford	1	28	28	1	0	0	28	0	0
Elk	0	8	8	0	1	0	7	0	0
Greene	4	20	15	9	0	0	15	0	0
Huntingdon	31 (R)	15	25	21	1	2	18	0	4
Indiana	16	49	46	19	0	0	43	0	3
Jefferson	2	27	27	2	0	0	27	0	0
McKean	11	31	29	13	2	0	27	0	0
Mifflin	10	25	29	6	7	0	22	0	0
Perry	2	11	11	2	0	0	11	0	0
Pike	23	19	20	22	0	0	20	0	0
Somerset	1	21	19	3	0	0	19	0	0
Susquehanna	0	23	21	2	0	0	21	0	0
Tioga	2	30	26	6	0	0	26	0	0
Venango	11	23	27	7	0	0	27	0	0
Warren	3	11	5	9	0	0	5	0	0
Wayne	1	24	20	5	1	0	19	0	0
7th Class Counties									
Juniata	2	10	10	2	0	0	10	0	0
Snyder	1	13	11	3	0	0	11	0	0
Union	12	14	18	8	4	0	14	0	0
Wyoming	1	9	10	0	0	0	10	0	0
8th Class Counties									
Cameron	1	1	2	0	0	0	0	0	2
Forest	3	1	3	1	0	0	2	0	1
Fulton	0	3	2	1	0	0	2	0	0
Montour	3	8	8	3	0	0	6	0	2
Potter	2 (R)	6	8	0	0	0	8	0	0
Sullivan	1	1	2	0	0	0	2	0	0

(R) - Revised

ADOPTIONS

… a legal proceeding in which a child's rights and duties toward his or her birth parents are terminated and similar rights and duties toward his or her adoptive parents are substituted.

Cases Processed	The number of final decrees either granting or denying the adoption.
Judge (Contested)	This disposition type refers to the number of adoptions in which disputed issues of fact were heard in an evidentiary proceeding before a judge. A contested adoption can be granted or denied.
New Cases Filed	Each child listed on a petition for adoption is counted separately as a new case. For example, a petition with three children listed is counted as three new cases filed.
Other	This disposition type refers to the number of adoptions that were not uncontested or not processed by a judge or non-judicial officer. Included are cases which have been transferred, discontinued, withdrawn, and cases where there is a deceased respondent.
Uncontested	This disposition type refers to the number of cases in which the parties appear before a judge to provide confirmatory testimony but there were NO disputed issues of fact. An uncontested adoption can be granted or denied.

	Begin Pending	New Cases Filed	Cases Processed	End Pending	Processed By: Judge (Contested)	Uncontested	Other
1st Class County							
Philadelphia	420	870	818	472	410	347	61
2nd Class County							
Allegheny	243	317	332	228	126	190	16
2A Class Counties							
Bucks	62	168	144	86	28	93	23
Delaware	292	244	199	337	60	85	54
Montgomery	6	286	282	10	40	242	0
3rd Class Counties							
Berks	9	188	172	25	22	149	1
Chester	49	129	140	38	15	113	12
Cumberland	36	147	159	24	42	112	5
Dauphin	48	123	129	42	42	66	21
Erie	48	192	214	26	20	194	0
Lackawanna	41	119	105	55	0	98	7
Lancaster	108	163	151	120	61	90	0
Lehigh	33	38	49	22	16	23	10
Luzerne	35	76	74	37	74	0	0
Northampton	11	61	58	14	18	34	6
Westmoreland	59	166	126	99	19	102	5
York	48	154	154	48	42	107	5
4th Class Counties							
Beaver	12	71	53	30	17	36	0
Butler	67	98	105	60	2	103	0
Cambria	35	67	64	38	44	17	3
Centre	18	72	69	21	0	69	0
Fayette	27	55	48	34	4	44	0
Franklin	26	61	70	17	5	64	1
Monroe	15	129	112	32	53	33	26
Schuylkill	15	72	80	7	8	58	14
Washington	38	101	101	38	39	58	4
5th Class Counties							
Adams	15	12	17	10	0	17	0
Blair	40	65	59	46	0	59	0
Lawrence	81	85	64	102	0	59	5
Lebanon	8	30	27	11	2	25	0
Lycoming	12 (R)	25	30	7	10	19	1
Mercer	5	27	22	10	0	22	0
Northumberland	4	44	25	23	2	23	0

(R) - Revised

	Begin Pending	New Cases Filed	Cases Processed	End Pending	Processed By: Judge (Contested)	Uncontested	Other
6th Class Counties							
Armstrong	24	17	8	33	1	7	0
Bedford	3	19	14	8	2	11	1
Bradford	12	33	39	6	0	39	0
Carbon	6	11	12	5	9	2	1
Clarion	6	9	13	2	0	11	2
Clearfield	18	60	47	31	12	34	1
Clinton	16	27	32	11	6	26	0
Columbia	9	35	14	30	0	9	5
Crawford	2	17	14	5	1	12	1
Elk	2	15	10	7	0	9	1
Greene	3	33	31	5	0	26	5
Huntingdon	66 (R)	20	28	58	7	10	11
Indiana	16	33	33	16	1	29	3
Jefferson	7	43	47	3	2	45	0
McKean	34	33	33	34	1	32	0
Mifflin	11	26	27	10	12	13	2
Perry	6	20	10	16	0	10	0
Pike	25	18	31	12	3	24	4
Somerset	28	15	19	24	0	19	0
Susquehanna	5	22	16	11	2	13	1
Tioga	27	21	30	18	2	28	0
Venango	27	27	24	30	0	24	0
Warren	1	11	5	7	0	5	0
Wayne	21	26	25	22	0	22	3
7th Class Counties							
Juniata	6	16	7	15	0	7	0
Snyder	0	20	15	5	0	15	0
Union	6	8	10	4	8	2	0
Wyoming	4	3	7	0	2	2	3
8th Class Counties							
Cameron	0	1	0	1	0	0	0
Forest	1	1	2	0	0	2	0
Fulton	2	1	2	1	0	2	0
Montour	3	9	10	2	0	7	3
Potter	2	4	4	2	0	4	0
Sullivan	0	0	0	0	0	0	0

(R) - Revised

RELINQUISHMENTS/TERMINATIONS

… relinquishment is the voluntary ending of the rights of a parent with respect to his or her child. Termination is the involuntary ending of the rights of a parent with respect to his or her child.

Cases Processed	The number of final decrees either granting or denying the petition.
Judge (Contested)	This disposition type refers to the number of relinquishments/terminations in which disputed issues of fact were heard in an evidentiary proceeding by a judge.
New Cases Filed	The number of petitions filed either to relinquish or to terminate parental rights. Note: Only the petition is counted, regardless of the number of children or the number of parents listed on the petition.
Other	This disposition type refers to the number of relinquishments/terminations that were not uncontested or not processed by a judge or non-judicial officer. Included are all cases which have been transferred, discontinued, withdrawn, and deceased respondents.
Uncontested	This disposition type refers to the number of cases in which the parties appear before a judge to provide confirmatory testimony but there were NO disputed issues of fact.

	Begin Pending	New Cases Filed	Cases Processed	End Pending	Processed By: Judge (Contested)	Uncontested	Other
1st Class County							
Philadelphia	67	416	415	68	360	0	55
2nd Class County							
Allegheny	101	229	239	91	26	213	0
2A Class Counties							
Bucks	67	147	152	62	12	114	26
Delaware	96	166	182	80	26	131	25
Montgomery	18	260	238	40	0	230	8
3rd Class Counties							
Berks	7	116	115	8	14	87	14
Chester	25	103	100	28	0	86	14
Cumberland	14	42	41	15	4	26	11
Dauphin	4	65	60	9	4	47	9
Erie	16	68	67	17	9	50	8
Lackawanna	42	88	76	54	0	65	11
Lancaster	34	79	80	33	55	18	7
Lehigh	6	124	108	22	8	79	21
Luzerne	0	62	62	0	1	61	0
Northampton	10	116	114	12	29	68	17
Westmoreland	48	73	74	47	0	65	9
York	9	87	85	11	4	70	11
4th Class Counties							
Beaver	10	37	39	8	4	28	7
Butler	18	33	40	11	1	38	1
Cambria	35	59	56	38	0	44	12
Centre	24	27	25	26	0	25	0
Fayette	36	22	20	38	0	20	0
Franklin	6	21	20	7	1	17	2
Monroe	6	40	41	5	1	37	3
Schuylkill	7	34	37	4	0	31	6
Washington	8	57	56	9	4	43	9
5th Class Counties							
Adams	9	23	26	6	1	23	2
Blair	81	29	23	87	0	13	10
Lawrence	28	28	28	28	0	23	5
Lebanon	4	24	24	4	0	22	2
Lycoming	5 (R)	34	28	11	0	25	3
Mercer	12	12	11	13	1	9	1
Northumberland	2	24	22	4	0	22	0

(R) - Revised

	Begin Pending	New Cases Filed	Cases Processed	End Pending	Processed By: Judge (Contested)	Uncontested	Other
6th Class Counties							
Armstrong	2	12	10	4	0	10	0
Bedford	23	21	40	4	0	27	13
Bradford	4	12	15	1	0	15	0
Carbon	10	13	21	2	21	0	0
Clarion	1	7	7	1	0	6	1
Clearfield	1	19	19	1	0	13	6
Clinton	6	5	5	6	1	4	0
Columbia	15	23	22	16	0	16	6
Crawford	8	9	11	6	0	10	1
Elk	0	3	3	0	0	0	3
Greene	2	14	12	4	0	11	1
Huntingdon	64 (R)	19	61	22	1	37	23
Indiana	10	31	29	12	0	24	5
Jefferson	6	11	12	5	0	11	1
McKean	1	7	4	4	0	4	0
Mifflin	2	14	16	0	0	16	0
Perry	1	11	12	0	4	7	1
Pike	3 (R)	8	5	6	0	5	0
Somerset	10	13	12	11	0	12	0
Susquehanna	2	9	11	0	1	8	2
Tioga	2	10	10	2	0	9	1
Venango	18	9	16	11	0	16	0
Warren	18	9	17	10	0	17	0
Wayne	0	10	8	2	0	6	2
7th Class Counties							
Juniata	1	6	4	3	0	4	0
Snyder	2	9	7	4	0	6	1
Union	3	18	11	10	6	4	1
Wyoming	0	6	6	0	0	6	0
8th Class Counties							
Cameron	0	1	1	0	0	1	0
Forest	2	1	3	0	0	1	2
Fulton	1	2	2	1	0	2	0
Montour	16	22	29	9	0	13	16
Potter	8	2	3	7	0	3	0
Sullivan	0	1	1	0	0	1	0

(R) - Revised

APPOINTMENT OF GUARDIANS

… a proceeding through which a determination is made regarding an individuals' capacity to make or communicate a responsible decision that concerns his or her person or property.

Cases Processed	The number of orders issued adjudicating pending petitions.
Fiduciary	A person or an institution with a legal responsibility for the money or property of another. The term includes executors, administrators, guardians, and trustees subject to the jurisdiction of the Orphans' Court Division.
Incapacitated Person	An adult whose ability to receive and evaluate information effectively and communicate decisions in any way is impaired to such a significant extent that he or she is partially or totally unable to mange financial resources or meet essential requirements for physical health and safety.
Judge	This disposition type refers to the number of appointments in which disputed issues of fact were heard by a judge. NOT included are cases in which a judge signed an order, but there were no disputed issues of fact. Also, NOT included are cases in which the parties appeared to provide confirmatory testimony, but there were no disputed issues of fact heard by a judge.
Other	This disposition type refers to the number of appointments that were not uncontested or not processed by a judge or non-judicial officer. Included are all cases which have been transferred, discontinued, withdrawn, and deceased respondents.
Uncontested	This disposition type refers to the number of cases for which a judge signed an order but there were no disputed issues of fact heard by a judge.

Jury Yield
Jury Utilization
Jury Costs

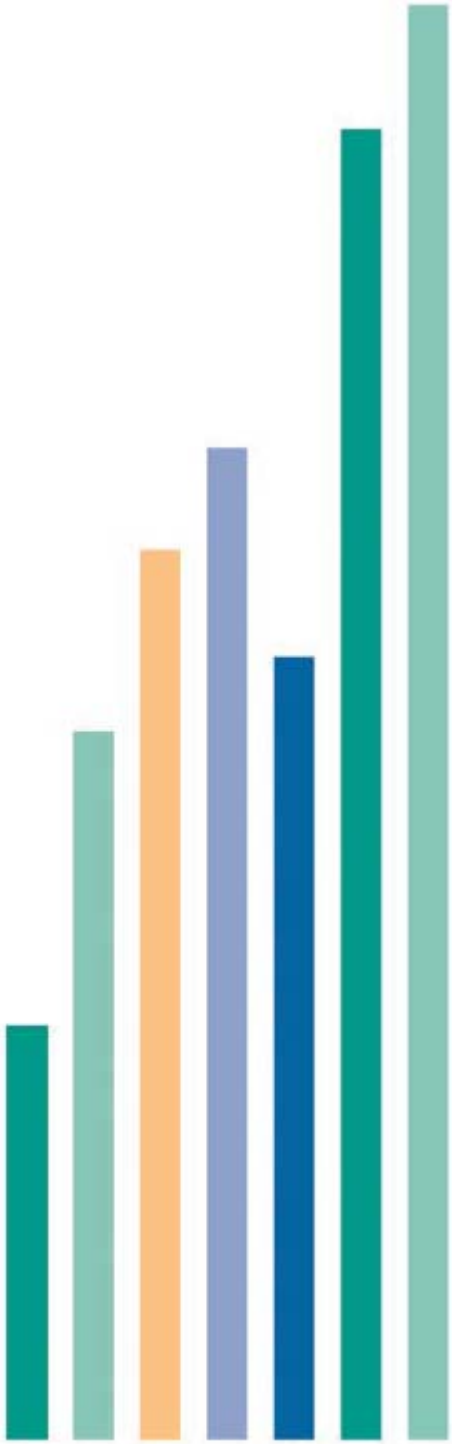

2015 Common Pleas State Totals
Jury

Jury Yield

Qualification Questionnaires/Summonses Mailed	1,238,807	
Returned Undeliverable	94,635	*7.6%*
Not Responded To	280,454	*22.6%*
Number of Prospective Jurors:		
Disqualified	159,726	*12.9%*
Exempted	51,064	*4.1%*
Excused	146,667	*11.8%*
Deferred to New Term	108,099	*8.7%*
Deferred from Pervious Term	91,638	*7.4%*
Qualified Jurors Available for Service	489,800	
Jury Yield: % of Jurors Qualified and Available		*39.5%*

Jury Utilization

Qualified and Available Jurors:		
Reporting for Service	237,749	*48.5%*
Told Not to Report for Service	229,800	*46.9%*
Sent to Courtroom for Jury Selection (Voir Dire)	193,534	*81.4%*
Utilized in Incomplete Jury Selection	34,169	*14.4%*
Impaneled or Sworn (jurors/alternates)	47,356	*19.9%*
Removed for Cause/Hardship	79,528	
Removed for Peremptory Challenge	27,374	

Jury Costs

Annual Budget for Jury Operations	$12,419,757
Average Cost Per Juror	$10

	Qualification Questionnaires/ Summonses Mailed	Returned Undeliverable	%	Not Responded To	%	Number of Prospective Jurors: Disqualified	%	Exempted	%
1st Class County									
Philadelphia	540,722	33,222	*6.1*	198,773	*36.8*	77,680	*14.4*	12	*<0.1*
2nd Class County									
Allegheny	66,344	11,222	*16.9*	12,684	*19.1*	6,228	*9.4*	5,180	*7.8*
2A Class Counties									
Bucks	36,625	6,332	*17.3*	3,951	*10.8*	3,705	*10.1*	5,249	*14.3*
Delaware	88,480	5,450	*6.2*	21,121	*23.9*	19,903	*22.5*	2,019	*2.3*
Montgomery	75,290	3,188	*4.2*	12,460	*16.5*	5,560	*7.4*	10,901	*14.5*
3rd Class Counties									
Berks	34,810	2,357	*6.8*	1,231	*3.5*	3,355	*9.6*	123	*0.4*
Chester	30,240	1,260	*4.2*	696	*2.3*	1,791	*5.9*	5,033	*16.6*
Cumberland	5,100	580	*11.4*	6	*0.1*	746	*14.6*	35	*0.7*
Dauphin	8,458	377	*4.5*	571	*6.8*	1,103	*13.0*	82	*1.0*
Erie	32,829	5,010	*15.3*	4,526	*13.8*	3,459	*10.5*	380	*1.2*
Lackawanna	23,300	1,181	*5.1*	4,160	*17.9*	0	--	7,604	*32.6*
Lancaster	17,655	1,820	*10.3*	1,214	*6.9*	1,624	*9.2*	1,649	*9.3*
Lehigh	38,460	2,257	*5.9*	2,316	*6.0*	5,937	*15.4*	267	*0.7*
Luzerne	18,350	667	*3.6*	989	*5.4*	3,624	*19.7*	3,302	*18.0*
Northampton	13,470	758	*5.6*	768	*5.7*	3,079	*22.9*	58	*0.4*
Westmoreland	21,358	1,373	*6.4*	301	*1.4*	4,221	*19.8*	155	*0.7*
York	5,534	519	*9.4*	636	*11.5*	348	*6.3*	0	--
4th Class Counties									
Beaver	4,954	12	*0.2*	0	--	0	--	0	--
Butler	3,500	16	*0.5*	0	--	81	*2.3*	86	*2.5*
Cambria	8,982	663	*7.4*	1,456	*16.2*	702	*7.8*	77	*0.9*
Centre	3,900	446	*11.4*	754	*19.3*	456	*11.7*	184	*4.7*
Fayette	14,000	1,739	*12.4*	1,767	*12.6*	1,112	*7.9*	2,862	*20.4*
Franklin	4,293	625	*14.6*	47	*1.1*	365	*8.5*	23	*0.5*
Monroe	4,750	52	*1.1*	200	*4.2*	291	*6.1*	0	--
Schuylkill	18,161	2,881	*15.9*	1,516	*8.3*	4,577	*25.2*	911	*5.0*
Washington	7,738	1,808	*23.4*	343	*4.4*	743	*9.6*	272	*3.5*
5th Class Counties									
Adams	1,478	41	*2.8*	116	*7.8*	71	*4.8*	119	*8.1*
Blair	9,600	1,515	*15.8*	996	*10.4*	872	*9.1*	636	*6.6*
Lawrence	12,720	980	*7.7*	503	*4.0*	729	*5.7*	138	*1.1*
Lebanon	4,921	473	*9.6*	155	*3.1*	601	*12.2*	175	*3.6*
Lycoming	6,650	13	*0.2*	495	*7.4*	18	*0.3*	631	*9.5*
Mercer	5,910	191	*3.2*	226	*3.8*	0	--	187	*3.2*
Northumberland	5,962	643	*10.8*	643	*10.8*	0	--	193	*3.2*

	Number of Prospective Jurors:							
	Excused	%	Deferred to New Term	%	Deferred from Previous Term	%	Qualified Jurors Available for Service	Jury Yield: % of Jurors Qualified and Available
1st Class County								
Philadelphia	62,488	*11.6*	44,717	*8.3*	34,982	*6.5*	158,812	*29.4*
2nd Class County								
Allegheny	4,538	*6.8*	10,310	*15.5*	10,238	*15.4*	26,420	*39.8*
2A Class Counties								
Bucks	3,334	*9.1*	3,851	*10.5*	6,968	*19.0*	17,171	*46.9*
Delaware	7,132	*8.1*	7,691	*8.7*	7,456	*8.4*	32,620	*36.9*
Montgomery	2,344	*3.1*	5,207	*6.9*	537	*0.7*	36,167	*48.0*
3rd Class Counties								
Berks	7,872	*22.6*	1,231	*3.5*	1,069	*3.1*	19,710	*56.6*
Chester	3,646	*12.1*	2,222	*7.3*	2,416	*8.0*	18,008	*59.6*
Cumberland	1,717	*33.7*	388	*7.6*	412	*8.1*	2,040	*40.0*
Dauphin	2,564	*30.3*	911	*10.8*	1,062	*12.6*	3,912	*46.3*
Erie	3,563	*10.9*	2,799	*8.5*	3,456	*10.5*	16,548	*50.4*
Lackawanna	554	*2.4*	1,139	*4.9*	1,076	*4.6*	9,738	*41.8*
Lancaster	62	*0.4*	3,557	*20.1*	3,650	*20.7*	11,379	*64.5*
Lehigh	5,103	*13.3*	2,861	*7.4*	2,716	*7.1*	22,435	*58.3*
Luzerne	3,374	*18.4*	5,088	*27.7*	3,669	*20.0*	4,975	*27.1*
Northampton	2,461	*18.3*	720	*5.3*	773	*5.7*	6,399	*47.5*
Westmoreland	3,078	*14.4*	1,413	*6.6*	1,508	*7.1*	12,325	*57.7*
York	1,142	*20.6*	831	*15.0*	0	--	2,058	*37.2*
4th Class Counties								
Beaver	627	*12.7*	761	*15.4*	506	*10.2*	4,060	*82.0*
Butler	1	*<0.1*	964	*27.5*	177	*5.1*	2,529	*72.3*
Cambria	2,932	*32.6*	0	--	0	--	3,152	*35.1*
Centre	845	*21.7*	293	*7.5*	214	*5.5*	1,136	*29.1*
Fayette	1,663	*11.9*	861	*6.2*	92	*0.7*	4,088	*29.2*
Franklin	739	*17.2*	612	*14.3*	421	*9.8*	2,303	*53.6*
Monroe	479	*10.1*	771	*16.2*	1,219	*25.7*	4,176	*87.9*
Schuylkill	3,681	*20.3*	350	*1.9*	57	*0.3*	4,302	*23.7*
Washington	647	*8.4*	654	*8.5*	591	*7.6*	3,862	*49.9*
5th Class Counties								
Adams	38	*2.6*	230	*15.6*	299	*20.2*	1,162	*78.6*
Blair	2,376	*24.8*	0	--	0	--	3,205	*33.4*
Lawrence	985	*7.7*	1,508	*11.9*	1,668	*13.1*	9,545	*75.0*
Lebanon	877	*17.8*	355	*7.2*	518	*10.5*	2,803	*57.0*
Lycoming	1,346	*20.2*	546	*8.2*	0	--	3,601	*54.2*
Mercer	2,252	*38.1*	529	*9.0*	0	--	2,525	*42.7*
Northumberland	725	*12.2*	295	*4.9*	131	*2.2*	3,594	*60.3*

	Qualification Questionnaires/ Summonses Mailed	Returned Undeliverable	%	Not Responded To	%	Number of Prospective Jurors: Disqualified	%	Exempted	%
6th Class Counties									
Armstrong	4,326	244	*5.6*	449	*10.4*	228	*5.3*	7	*0.2*
Bedford	2,087	91	*4.4*	49	*2.3*	37	*1.8*	90	*4.3*
Bradford	4,600	327	*7.1*	39	*0.8*	292	*6.3*	25	*0.5*
Carbon	4,848	175	*3.6*	160	*3.3*	570	*11.8*	780	*16.1*
Clarion	2,128	316	*14.8*	123	*5.8*	341	*16.0*	143	*6.7*
Clearfield	2,700	527	*19.5*	181	*6.7*	9	*0.3*	134	*5.0*
Clinton	840	0	--	38	*4.5*	0	--	0	--
Columbia	1,698	109	*6.4*	155	*9.1*	107	*6.3*	10	*0.6*
Crawford	2,380	72	*3.0*	62	*2.6*	53	*2.2*	84	*3.5*
Elk	1,525	290	*19.0*	82	*5.4*	162	*10.6*	25	*1.6*
Greene	219	19	*8.7*	27	*12.3*	18	*8.2*	1	*0.5*
Huntingdon	1,825	81	*4.4*	637	*34.9*	78	*4.3*	6	*0.3*
Indiana	975	3	*0.3*	40	*4.1*	16	*1.6*	0	--
Jefferson	1,575	119	*7.6*	245	*15.6*	134	*8.5*	65	*4.1*
McKean	7,200	1,433	*19.9*	401	*5.6*	1,192	*16.6*	21	*0.3*
Mifflin	914	20	*2.2*	20	*2.2*	32	*3.5*	5	*0.5*
Perry	2,000	0	--	525	*26.3*	0	--	0	--
Pike	2,650	14	*0.5*	41	*1.5*	884	*33.4*	0	--
Somerset	2,391	95	*4.0*	259	*10.8*	455	*19.0*	111	*4.6*
Susquehanna	700	2	*0.3*	2	*0.3*	114	*16.3*	54	*7.7*
Tioga	3,300	246	*7.5*	359	*10.9*	793	*24.0*	0	--
Venango	1,461	12	*0.8*	15	*1.0*	147	*10.1*	14	*1.0*
Warren	2,755	313	*11.4*	82	*3.0*	548	*19.9*	491	*17.8*
Wayne	1,470	143	*9.7*	226	*15.4*	144	*9.8*	92	*6.3*
7th Class Counties									
Juniata	1,200	0	--	167	*13.9*	0	--	0	--
Snyder	841	17	*2.0*	28	*3.3*	53	*6.3*	1	*0.1*
Union	800	42	*5.3*	84	*10.5*	37	*4.6*	5	*0.6*
Wyoming	431	6	*1.4*	19	*4.4*	4	*0.9*	38	*8.8*
8th Class Counties									
Cameron	575	41	*7.1*	0	--	97	*16.9*	6	*1.0*
Forest	420	11	*2.6*	23	*5.5*	42	*10.0*	61	*14.5*
Fulton	157	2	*1.3*	17	*10.8*	6	*3.8*	28	*17.8*
Montour	2,448	118	*4.8*	202	*8.3*	112	*4.6*	96	*3.9*
Potter	824	76	*9.2*	77	*9.3*	40	*4.9*	128	*15.5*
Sullivan	0	0	--	0	--	0	--	0	--

	Number of Prospective Jurors:							
	Excused	%	Deferred to New Term	%	Deferred from Previous Term	%	Qualified Jurors Available for Service	Jury Yield: % of Jurors Qualified and Available
6th Class Counties								
Armstrong	1,684	*38.9*	117	*2.7*	178	*4.1*	1,775	*41.0*
Bedford	196	*9.4*	205	*9.8*	238	*11.4*	1,657	*79.4*
Bradford	396	*8.6*	337	*7.3*	399	*8.7*	3,583	*77.9*
Carbon	541	*11.2*	223	*4.6*	271	*5.6*	2,670	*55.1*
Clarion	258	*12.1*	76	*3.6*	9	*0.4*	880	*41.4*
Clearfield	822	*30.4*	42	*1.6*	56	*2.1*	1,041	*38.6*
Clinton	245	*29.2*	15	*1.8*	2	*0.2*	544	*64.8*
Columbia	538	*31.7*	139	*8.2*	113	*6.7*	753	*44.3*
Crawford	187	*7.9*	406	*17.1*	296	*12.4*	1,812	*76.1*
Elk	118	*7.7*	453	*29.7*	0	--	395	*25.9*
Greene	38	*17.4*	40	*18.3*	0	--	76	*34.7*
Huntingdon	378	*20.7*	110	*6.0*	86	*4.7*	621	*34.0*
Indiana	391	*40.1*	0	--	0	--	525	*53.8*
Jefferson	382	*24.3*	0	--	0	--	630	*40.0*
McKean	485	*6.7*	560	*7.8*	134	*1.9*	3,242	*45.0*
Mifflin	208	*22.8*	119	*13.0*	119	*13.0*	629	*68.8*
Perry	518	*25.9*	0	--	0	--	957	*47.9*
Pike	488	*18.4*	361	*13.6*	368	*13.9*	1,230	*46.4*
Somerset	514	*21.5*	1	*<0.1*	233	*9.7*	1,189	*49.7*
Susquehanna	45	*6.4*	62	*8.9*	62	*8.9*	483	*69.0*
Tioga	517	*15.7*	20	*0.6*	0	--	1,365	*41.4*
Venango	100	*6.8*	205	*14.0*	211	*14.4*	1,179	*80.7*
Warren	466	*16.9*	171	*6.2*	514	*18.7*	1,198	*43.5*
Wayne	336	*22.8*	42	*2.9*	16	*1.1*	503	*34.2*
7th Class Counties								
Juniata	423	*35.3*	0	--	0	--	610	*50.8*
Snyder	132	*15.7*	167	*19.9*	170	*20.2*	613	*72.9*
Union	57	*7.1*	94	*11.8*	101	*12.6*	582	*72.8*
Wyoming	120	*27.8*	0	--	0	--	244	*56.6*
8th Class Counties								
Cameron	47	*8.2*	130	*22.6*	0	--	254	*44.2*
Forest	30	*7.1*	0	--	0	--	253	*60.2*
Fulton	32	*20.4*	13	*8.3*	23	*14.6*	82	*52.2*
Montour	651	*26.6*	187	*7.6*	158	*6.5*	1,240	*50.7*
Potter	139	*16.9*	139	*16.9*	0	--	225	*27.3*
Sullivan	0	--	0	--	0	--	0	--

	Qualified and Available Jurors:							
	Reporting for Service	%	Told Not to Report for Service	%	Sent to Courtroom for Jury Selection (Voir Dire)	%	Utilized in Incomplete Jury Selection	%
1st Class County								
Philadelphia	68,197	*42.9*	68,176	*42.9*	72,715	*106.6*	22,116	*32.4*
2nd Class County								
Allegheny	21,553	*81.6*	11,903	*45.1*	16,056	*74.5*	2,299	*10.7*
2A Class Counties								
Bucks	9,442	*55.0*	1,268	*7.4*	3,738	*39.6*	1,147	*12.1*
Delaware	14,257	*43.7*	27,648	*84.8*	10,482	*73.5*	1,811	*12.7*
Montgomery	11,180	*30.9*	32,889	*90.9*	6,364	*56.9*	1,511	*13.5*
3rd Class Counties								
Berks	5,875	*29.8*	11,918	*60.5*	5,186	*88.3*	43	*0.7*
Chester	5,395	*30.0*	9,534	*52.9*	4,461	*82.7*	1,491	*27.6*
Cumberland	2,448	*120.0*	216	*10.6*	2,124	*86.8*	35	*1.4*
Dauphin	5,808	*148.5*	368	*9.4*	3,839	*66.1*	385	*6.6*
Erie	5,968	*36.1*	5,948	*35.9*	4,379	*73.4*	180	*3.0*
Lackawanna	2,236	*23.0*	7,343	*75.4*	1,237	*55.3*	14	*0.6*
Lancaster	4,256	*37.4*	3,550	*31.2*	2,367	*55.6*	506	*11.9*
Lehigh	5,180	*23.1*	13,058	*58.2*	3,761	*72.6*	49	*0.9*
Luzerne	11,334	*227.8*	436	*8.8*	4,600	*40.6*	70	*0.6*
Northampton	2,148	*33.6*	3,996	*62.4*	1,348	*62.8*	0	--
Westmoreland	4,527	*36.7*	8,137	*66.0*	2,013	*44.5*	103	*2.3*
York	3,354	*163.0*	0	--	3,223	*96.1*	0	--
4th Class Counties								
Beaver	2,405	*59.2*	1,149	*28.3*	2,538	*105.5*	1,604	*66.7*
Butler	2,042	*80.7*	1,246	*49.3*	1,240	*60.7*	0	--
Cambria	1,345	*42.7*	1,672	*53.0*	940	*69.9*	34	*2.5*
Centre	1,130	*99.5*	0	--	1,130	*100.0*	0	--
Fayette	6,218	*152.1*	1,284	*31.4*	3,677	*59.1*	0	--
Franklin	1,599	*69.4*	466	*20.2*	2,331	*145.8*	0	--
Monroe	2,768	*66.3*	0	--	2,359	*85.2*	0	--
Schuylkill	2,486	*57.8*	729	*16.9*	2,745	*110.4*	0	--
Washington	1,575	*40.8*	1,796	*46.5*	1,211	*76.9*	183	*11.6*
5th Class Counties								
Adams	649	*55.9*	691	*59.5*	450	*69.3*	0	--
Blair	1,685	*52.6*	724	*22.6*	1,592	*94.5*	0	--
Lawrence	920	*9.6*	1,897	*19.9*	514	*55.9*	0	--
Lebanon	2,352	*83.9*	700	*25.0*	3,557	*151.2*	14	*0.6*
Lycoming	2,871	*79.7*	776	*21.5*	2,390	*83.2*	0	--
Mercer	3,624	*143.5*	0	--	1,704	*47.0*	0	--
Northumberland	1,114	*31.0*	304	*8.5*	370	*33.2*	0	--

2015 Jury Utilization/Jury Costs

	Qualified and Available Jurors:				Jury Costs	
	Impaneled or Sworn (jurors/alternates)	%	Removed for Cause/Hardship	Removed for Peremptory Challenge	Annual Budget for Jury Operations	Average Cost Per Juror
1st Class County						
Philadelphia	12,299	*18.0*	53,689	1,152	$3,438,241	$6
2nd Class County						
Allegheny	3,575	*16.6*	5,166	2,401	$857,231	$13
2A Class Counties						
Bucks	956	*10.1*	1,410	788	$405,109	$11
Delaware	1,851	*13.0*	2,187	1,769	$629,255	$7
Montgomery	1,258	*11.3*	1,018	1,016	$639,099	$8
3rd Class Counties						
Berks	1,336	*22.7*	1,099	1,146	$371,513	$11
Chester	1,267	*23.5*	814	1,170	$520,284	$17
Cumberland	724	*29.6*	107	660	$177,421	$35
Dauphin	1,664	*28.7*	1	0	$280,000	$33
Erie	1,273	*21.3*	867	1,208	$166,908	$5
Lackawanna	295	*13.2*	281	261	$100,393	$4
Lancaster	841	*19.8*	368	698	$383,888	$22
Lehigh	983	*19.0*	883	926	$350,990	$9
Luzerne	1,282	*11.3*	839	1,283	$370,020	$20
Northampton	394	*18.3*	203	319	$190,586	$14
Westmoreland	557	*12.3*	658	359	$214,354	$10
York	1,579	*47.1*	2,064	1,677	$147,308	$27
4th Class Counties						
Beaver	250	*10.4*	156	221	$143,130	$29
Butler	436	*21.4*	210	269	$77,500	$22
Cambria	183	*13.6*	289	42	$158,000	$18
Centre	981	*86.8*	634	1,023	$35,559	$9
Fayette	1,493	*24.0*	198	1,531	$301,500	$22
Franklin	402	*25.1*	234	156	$284,612	$66
Monroe	792	*28.6*	339	695	$294,925	$62
Schuylkill	926	*37.2*	599	663	$80,785	$4
Washington	378	*24.0*	557	28	$132,869	$17
5th Class Counties						
Adams	169	*26.0*	34	162	$72,900	$49
Blair	554	*32.9*	0	0	$126,644	$13
Lawrence	139	*15.1*	74	118	$129,101	$10
Lebanon	1,513	*64.3*	232	945	$54,695	$11
Lycoming	766	*26.7*	852	772	$101,650	$15
Mercer	393	*10.8*	0	0	$104,386	$18
Northumberland	276	*24.8*	55	0	$30,348	$5

	Qualified and Available Jurors:							
	Reporting for Service	%	Told Not to Report for Service	%	Sent to Courtroom for Jury Selection (Voir Dire)	%	Utilized in Incomplete Jury Selection	%
6th Class Counties								
Armstrong	1,050	*59.2*	599	*33.7*	739	*70.4*	59	*5.6*
Bedford	742	*44.8*	583	*35.2*	217	*29.2*	0	--
Bradford	1,026	*28.6*	14	*0.4*	969	*94.4*	0	--
Carbon	746	*27.9*	1,415	*53.0*	598	*80.2*	78	*10.5*
Clarion	721	*81.9*	199	*22.6*	721	*100.0*	0	--
Clearfield	943	*90.6*	3	*0.3*	967	*102.5*	0	--
Clinton	411	*75.6*	257	*47.2*	338	*82.2*	0	--
Columbia	641	*85.1*	49	*6.5*	191	*29.8*	0	--
Crawford	932	*51.4*	521	*28.8*	888	*95.3*	0	--
Elk	599	*151.6*	73	*18.5*	505	*84.3*	0	--
Greene	382	*502.6*	89	*117.1*	497	*130.1*	0	--
Huntingdon	653	*105.2*	850	*136.9*	653	*100.0*	0	--
Indiana	462	*88.0*	121	*23.0*	462	*100.0*	14	*3.0*
Jefferson	429	*68.1*	201	*31.9*	358	*83.4*	0	--
McKean	1,302	*40.2*	1,776	*54.8*	1,302	*100.0*	121	*9.3*
Mifflin	391	*62.2*	0	--	391	*100.0*	0	--
Perry	536	*56.0*	0	--	536	*100.0*	0	--
Pike	619	*50.3*	243	*19.8*	456	*73.7*	0	--
Somerset	628	*52.8*	922	*77.5*	300	*47.8*	0	--
Susquehanna	335	*69.4*	172	*35.6*	64	*19.1*	49	*14.6*
Tioga	462	*33.8*	0	--	462	*100.0*	0	--
Venango	998	*84.6*	44	*3.7*	848	*85.0*	85	*8.5*
Warren	853	*71.2*	0	--	796	*93.3*	84	*9.8*
Wayne	457	*90.5*	68	*13.5*	329	*72.0*	0	--
7th Class Counties								
Juniata	495	*81.1*	0	--	495	*100.0*	0	--
Snyder	556	*90.7*	476	*77.7*	545	*98.0*	0	--
Union	432	*74.2*	325	*55.8*	432	*100.0*	84	*19.4*
Wyoming	248	*101.6*	15	*6.1*	198	*79.8*	0	--
8th Class Counties								
Cameron	257	*101.2*	0	--	446	*173.5*	0	--
Forest	95	*37.5*	149	*58.9*	84	*88.4*	0	--
Fulton	158	*192.7*	0	--	343	*217.1*	0	--
Montour	868	*70.0*	389	*31.4*	418	*48.2*	0	--
Potter	381	*169.3*	425	*188.9*	345	*90.6*	0	--
Sullivan	0	--	0	--	0	--	0	--

	Qualified and Available Jurors:				Jury Costs	
	Impaneled or Sworn (jurors/alternates)	%	Removed for Cause/Hardship	Removed for Peremptory Challenge	Annual Budget for Jury Operations	Average Cost Per Juror
6th Class Counties						
Armstrong	170	*16.2*	188	148	$26,110	$6
Bedford	59	*8.0*	25	42	$62,480	$30
Bradford	290	*28.3*	3	19	$62,760	$14
Carbon	112	*15.0*	144	98	$53,051	$11
Clarion	202	*28.0*	138	185	$18,166	$9
Clearfield	464	*49.2*	132	367	$28,110	$10
Clinton	182	*44.3*	74	116	$22,366	$27
Columbia	72	*11.2*	24	34	$73,474	$43
Crawford	267	*28.6*	135	284	$75,487	$32
Elk	168	*28.0*	136	165	$13,350	$9
Greene	124	*32.5*	111	176	9,523	$43
Huntingdon	280	*42.9*	137	304	$7,427	$4
Indiana	94	*20.3*	289	0	$79,624	$82
Jefferson	126	*29.4*	322	0	$25,344	$16
McKean	294	*22.6*	268	270	$55,700	$8
Mifflin	168	*43.0*	46	158	$53,657	$59
Perry	373	*69.6*	0	0	$8,400	$4
Pike	140	*22.6*	83	144	$70,439	$27
Somerset	184	*29.3*	93	138	$87,200	$36
Susquehanna	28	*8.4*	9	0	$15,299	$22
Tioga	119	*25.8*	84	96	$21,200	$6
Venango	236	*23.6*	362	161	$62,633	$43
Warren	378	*44.3*	105	79	$21,900	$8
Wayne	126	*27.6*	45	121	$41,598	$28
7th Class Counties						
Juniata	115	*23.2*	0	0	$12,500	$10
Snyder	140	*25.2*	83	152	$52,129	$62
Union	138	*31.9*	120	186	$23,085	$29
Wyoming	70	*28.2*	0	45	$23,675	$55
8th Class Counties						
Cameron	144	*56.0*	52	136	$9,795	$17
Forest	42	*44.2*	7	15	$14,530	$35
Fulton	70	*44.3*	70	0	$22,401	$143
Montour	126	*14.5*	56	113	$16,476	$7
Potter	70	*18.4*	70	164	$5,308	$6
Sullivan	0	--	0	0	--	--

JURY

Jury Yield

Deferred to a New Term	The number of prospective jurors who were summonsed for jury service, but requested and received a postponement or deferral to serve at another time.
Deferred from a Previous Term	The number of prospective jurors who were previously summoned for jury service but requested and received a postponement or deferral and are now available for jury service.
Disqualified	The number of prospective jurors who were deemed statutorily ineligible for jury service based on their response to the qualification questionnaire or to their responses to qualification questions on the jury summons. Disqualification criteria include non-citizenship, non-residency in the jurisdiction served by the court, under the age of 18, currently subject to legal disability such as felony conviction or legal incompetency, and unable to speak or understand English.
Excused	The number of prospective jurors who requested to be excused from jury service due to financial or medical hardship. Excusal differs from an exemption in that the court retains the sole discretion to excuse a juror from service whereas an exemption provides the juror with a statutory right to decline jury service if summonsed by the court.
Exempted	The number of prospective jurors who claimed an exemption from jury service. An exemption from jury service is a statutory right based on occupational or other personal status criteria established by the legislature. Typical exemption criteria include previous jury service, occupational status such as public office holders, judicial officers, licensed attorneys, health care professionals or corrections officers, sole caregivers of dependent children or adults, etc. An exemption differs from an excusal in that the exemption is a statutory right of the juror to claim whereas the court retains the sole discretion to excuse a juror from service.
Jurors Utilized in Incomplete Jury Selection	The number of jurors assigned to a jury panel, but the jury was not sworn due to the cancellation of the trial. A trial may be cancelled due to a settlement, plea, or a mistrial.
Jury Yield	The Percentage of Jurors Qualified and Available for Service is calculated by dividing *Qualification/Summonses Mailed* by *Qualified Jurors Available for Service* and multiplying by 100.
Not Responded To	The number of qualification questionnaires and jury summonses for which no response was received by the court.
Qualification Questionnaires/ Summonses Mailed	The number of qualification questionnaires and jury summonses sent to prospective jurors through the U.S. Postal Service or otherwise delivered by public or private process server.

Qualified Jurors Available for Service	Jurors who have returned their summons/questionnaire and, based on their responses have not been excused/exempted from service. The number of qualified jurors is determined by: *Qualification Questionnaires/ Summonses Mailed* MINUS *Returned Undeliverable, Not Responded To, Disqualified, Exempted, Excused*, *Deferred to New Term* PLUS *Deferred from Previous Term* .
Returned Undeliverable	The number of qualification questionnaires and jury summonses returned by the U.S. Postal Service marked “undeliverable at this address”.

Jury Utilization

Impaneled or Sworn (Jurors/Alternates)	The number of qualified and available jurors sworn as a trial juror or alternate during jury selection.
Removed for Cause/ Hardship	The number of qualified and available jurors removed for cause or hardship during jury selection. A potential juror may be challenged by the defense and/or prosecution because they give a reason why they might be unable to reach a fair verdict.
Removed for Peremptory Challenge	The number of qualified and available jurors removed by peremptory challenge during jury selection. A potential juror may be rejected by the defense and/or prosecution because they have an unfavorable bias without giving any reason.
Reporting for Service	The number of qualified and available jurors who reported for jury service. If a juror reports for service on multiple days, each day that the juror reported is counted individually (e.g., a juror who reported for 3 days during a 1-week term of service would be counted as “3”).
Sent to Courtroom for Jury Selection (Voir Dire)	The number of qualified and available jurors assigned to a panel for jury selection. If a juror was assigned to one panel and subsequently released and assigned to a second panel on the same day, that juror is counted each time they are assigned to a panel.
Told Not to Report for Service	The number of jurors who were qualified and available to serve, but were told in advance (e.g., by telephone, by telephone call-in system, by postcard) by the court not to report.

Jury Costs

Annual Budget for Jury Operations	Included are jury staff salaries and fringe benefits, jury automation costs, facilities, printing expenses, postage expenses, personal service, juror fees, mileage, and miscellaneous expenses (meals for deliberating jurors, hotel or dining costs for sequestered jurors, etc.).
Average Cost Per Juror	Calculated by dividing *Annual Budget for Jury Operations* by *Qualification Questionnaires/Summonses Mailed.*

Limited Jurisdiction Courts

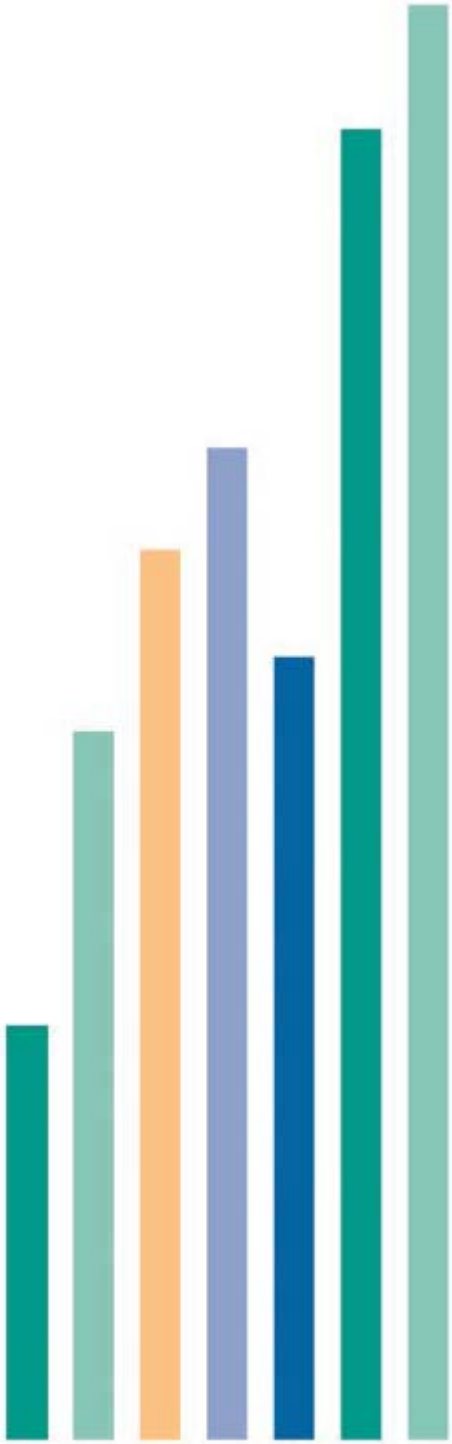

2015 Magisterial District Judge State Totals
Criminal

Cases Pending 1/1/15	**36,383**
New Cases Filed	213,669
Active Warrant Status Change	8,820
Closed Case Status Change	57
Cases Available for Processing	**258,929**
Cases Processed and Inactive	**222,437**
Cases Pending 12/31/15	**36,492**

Age of Pending Cases

0-60 Days	23,691	*64.9%*
61-120 Days	6,175	*16.9%*
121-180 Days	1,992	*5.5%*
181-240 Days	673	*1.8%*
241-300 Days	262	*0.7%*
301-360 Days	127	*0.7%*
Over 360 Days	3,572	*9.8%*
Total	**36,492**	

New Cases Filed by Offense Type:

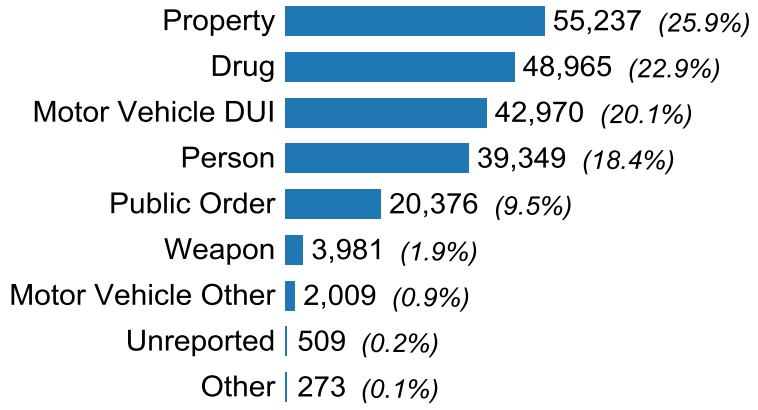

Processed By:

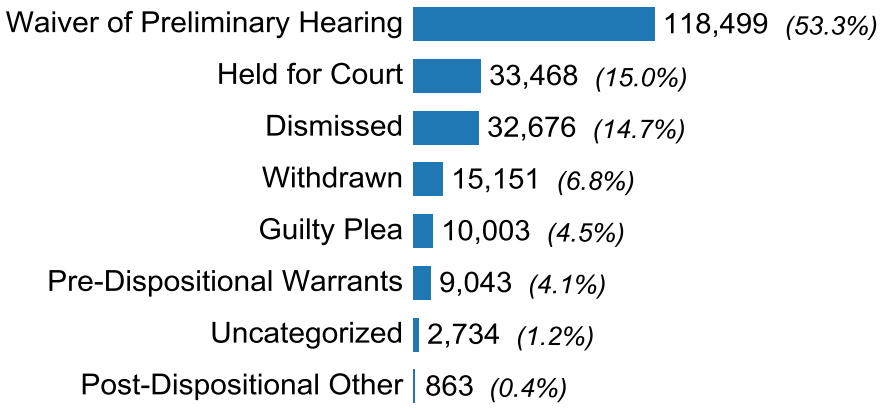

	Cases Pending 1/1/15	New Cases Filed	Active Warrant Status Change	Closed Case Status Change	Cases Available for Processing	Total Cases Processed	Cases Pending 12/31/15
2nd Class County							
Allegheny	7,967	31,296	1,407	3	40,673	33,156	7,517
2A Class Counties							
Bucks	1,626	9,083	274	3	10,986	9,435	1,551
Delaware	2,105	10,809	570	3	13,487	11,330	2,157
Montgomery	2,214	11,702	749	4	14,669	12,286	2,383
3rd Class Counties							
Berks	1,129	7,304	316	0	8,749	7,686	1,063
Chester	1,383	6,847	285	5	8,520	6,878	1,642
Cumberland	624	4,485	127	0	5,236	4,489	747
Dauphin	2,018	9,019	368	1	11,406	9,736	1,670
Erie	916	5,737	157	1	6,811	5,801	1,010
Lackawanna	573	4,103	276	0	4,952	4,341	611
Lancaster	735	8,013	412	0	9,160	8,389	771
Lehigh	1,202	6,663	346	1	8,212	7,069	1,143
Luzerne	1,310	7,270	468	2	9,050	7,727	1,323
Northampton	732	4,794	195	1	5,722	4,992	730
Westmoreland	1,101	6,490	279	0	7,870	6,667	1,203
York	1,141	9,459	287	6	10,893	9,672	1,221
4th Class Counties							
Beaver	717	4,574	161	0	5,452	4,659	793
Butler	469	3,273	90	0	3,832	3,335	497
Cambria	546	3,328	76	11	3,961	3,419	542
Centre	243	2,125	32	0	2,400	2,147	253
Fayette	493	3,089	117	1	3,700	3,248	452
Franklin	412	2,601	89	1	3,103	2,746	357
Monroe	534	3,882	203	2	4,621	3,943	678
Schuylkill	404	3,359	180	1	3,944	3,538	406
Washington	696	4,510	169	3	5,378	4,613	765
5th Class Counties							
Adams	145	1,563	23	1	1,732	1,558	174
Blair	273	2,959	74	1	3,307	3,011	296
Lawrence	173	1,888	57	0	2,118	1,975	143
Lebanon	420	2,317	90	0	2,827	2,487	340
Lycoming	273	2,345	60	1	2,679	2,408	271
Mercer	241	2,389	115	1	2,746	2,451	295
Northumberland	204	1,720	95	0	2,019	1,821	198

	Cases Pending 1/1/15	New Cases Filed	Active Warrant Status Change	Closed Case Status Change	Cases Available for Processing	Total Cases Processed	Cases Pending 12/31/15
6th Class Counties							
Armstrong	286	1,331	31	0	1,648	1,398	250
Bedford	78	713	28	0	819	762	57
Bradford	181	1,133	50	0	1,364	1,243	121
Carbon	210	1,778	38	0	2,026	1,806	220
Clarion	88	681	10	0	779	649	130
Clearfield	123	1,185	23	0	1,331	1,199	132
Clinton	66	611	34	0	711	629	82
Columbia	122	1,168	36	0	1,326	1,207	119
Crawford	219	1,623	34	0	1,876	1,683	193
Elk	47	396	19	0	462	435	27
Greene	72	550	16	0	638	541	97
Huntingdon	68	667	19	0	754	690	64
Indiana	303	1,688	28	0	2,019	1,780	239
Jefferson	83	857	7	0	947	832	115
McKean	134	722	27	0	883	794	89
Mifflin	37	809	5	0	851	779	72
Perry	80	620	10	0	710	594	116
Pike	151	783	32	0	966	821	145
Somerset	230	1,241	10	0	1,481	1,264	217
Susquehanna	46	542	32	2	622	580	42
Tioga	69	620	17	0	706	643	63
Venango	121	748	22	0	891	801	90
Warren	72	622	28	0	722	659	63
Wayne	51	544	24	0	619	563	56
7th Class Counties							
Juniata	48	255	5	0	308	251	57
Snyder	74	481	11	0	566	458	108
Union	66	432	10	0	508	438	70
Wyoming	104	788	47	2	941	855	86
8th Class Counties							
Cameron	12	89	0	0	101	85	16
Forest	19	83	2	0	104	75	29
Fulton	40	245	2	0	287	245	42
Montour	34	245	3	0	282	254	28
Potter	20	348	4	0	372	323	49
Sullivan	10	75	9	0	94	88	6

	Property	%	Drug	%	Motor Vehicle DUI	%	Person	%	Public Order	%
2nd Class County										
Allegheny	7,752	*24.8*	6,957	*22.2*	3,216	*10.3*	7,838	*25.0*	4,235	*13.5*
2A Class Counties										
Bucks	2,439	*26.9*	2,320	*25.5*	2,397	*26.4*	1,183	*13.0*	591	*6.5*
Delaware	2,715	*25.1*	2,549	*23.6*	1,821	*16.8*	2,330	*21.6*	916	*8.5*
Montgomery	3,585	*30.6*	2,413	*20.6*	2,848	*24.3*	1,850	*15.8*	712	*6.1*
3rd Class Counties										
Berks	1,781	*24.4*	1,798	*24.6*	1,236	*16.9*	1,488	*20.4*	699	*9.6*
Chester	1,624	*23.7*	1,627	*23.8*	1,880	*27.5*	1,143	*16.7*	423	*6.2*
Cumberland	1,379	*30.7*	786	*17.5*	1,173	*26.2*	689	*15.4*	356	*7.9*
Dauphin	1,939	*21.5*	2,593	*28.8*	1,420	*15.7*	1,659	*18.4*	1,105	*12.3*
Erie	1,581	*27.6*	967	*16.9*	1,171	*20.4*	1,010	*17.6*	809	*14.1*
Lackawanna	817	*19.9*	999	*24.3*	639	*15.6*	899	*21.9*	641	*15.6*
Lancaster	2,182	*27.2*	1,557	*19.4*	2,043	*25.5*	1,303	*16.3*	697	*8.7*
Lehigh	1,458	*21.9*	1,783	*26.8*	1,606	*24.1*	1,091	*16.4*	552	*8.3*
Luzerne	1,972	*27.1*	1,767	*24.3*	1,223	*16.8*	1,302	*17.9*	774	*10.6*
Northampton	989	*20.6*	1,136	*23.7*	1,361	*28.4*	832	*17.4*	367	*7.7*
Westmoreland	1,746	*26.9*	1,472	*22.7*	1,350	*20.8*	1,238	*19.1*	451	*6.9*
York	2,564	*27.1*	2,334	*24.7*	2,188	*23.1*	1,301	*13.8*	831	*8.8*
4th Class Counties										
Beaver	1,323	*28.9*	953	*20.8*	744	*16.3*	863	*18.9*	507	*11.1*
Butler	1,080	*33.0*	708	*21.6*	710	*21.7*	395	*12.1*	294	*9.0*
Cambria	882	*26.5*	666	*20.0*	685	*20.6*	655	*19.7*	286	*8.6*
Centre	513	*24.1*	593	*27.9*	533	*25.1*	261	*12.3*	173	*8.1*
Fayette	793	*25.7*	698	*22.6*	464	*15.0*	730	*23.6*	314	*10.2*
Franklin	816	*31.4*	447	*17.2*	575	*22.1*	504	*19.4*	188	*7.2*
Monroe	917	*23.6*	920	*23.7*	1,012	*26.1*	589	*15.2*	344	*8.9*
Schuylkill	852	*25.4*	923	*27.5*	512	*15.2*	614	*18.3*	371	*11.0*
Washington	1,191	*26.4*	1,133	*25.1*	918	*20.4*	769	*17.1*	332	*7.4*
5th Class Counties										
Adams	251	*16.1*	352	*22.5*	584	*37.4*	210	*13.4*	131	*8.4*
Blair	707	*23.9*	769	*26.0*	540	*18.2*	574	*19.4*	307	*10.4*
Lawrence	671	*35.5*	303	*16.0*	292	*15.5*	377	*20.0*	193	*10.2*
Lebanon	623	*26.9*	673	*29.0*	405	*17.5*	356	*15.4*	211	*9.1*
Lycoming	527	*22.5*	635	*27.1*	634	*27.0*	284	*12.1*	206	*8.8*
Mercer	720	*30.1*	438	*18.3*	429	*18.0*	491	*20.6*	224	*9.4*
Northumberland	487	*28.3*	375	*21.8*	328	*19.1*	331	*19.2*	160	*9.3*

	Weapon	%	Motor Vehicle Other	%	Unreported	%	Other	%	Total
2nd Class County									
Allegheny	799	*2.6*	248	*0.8*	233	*0.7*	18	*0.1*	31,296
2A Class Counties									
Bucks	82	*0.9*	62	*0.7*	4	*<0.1*	5	*0.1*	9,083
Delaware	240	*2.2*	142	*1.3*	30	*0.3*	66	*0.6*	10,809
Montgomery	172	*1.5*	105	*0.9*	5	*<0.1*	12	*0.1*	11,702
3rd Class Counties									
Berks	165	*2.3*	120	*1.6*	14	*0.2*	3	*<0.1*	7,304
Chester	86	*1.3*	56	*0.8*	5	*0.1*	3	*<0.1*	6,847
Cumberland	54	*1.2*	40	*0.9*	7	*0.2*	1	*<0.1*	4,485
Dauphin	144	*1.6*	137	*1.5*	9	*0.1*	13	*0.1*	9,019
Erie	144	*2.5*	41	*0.7*	7	*0.1*	7	*0.1*	5,737
Lackawanna	40	*1.0*	50	*1.2*	8	*0.2*	10	*0.2*	4,103
Lancaster	129	*1.6*	84	*1.0*	12	*0.1*	6	*0.1*	8,013
Lehigh	96	*1.4*	70	*1.1*	5	*0.1*	2	*<0.1*	6,663
Luzerne	141	*1.9*	79	*1.1*	9	*0.1*	3	*<0.1*	7,270
Northampton	48	*1.0*	53	*1.1*	2	*<0.1*	6	*0.1*	4,794
Westmoreland	154	*2.4*	59	*0.9*	12	*0.2*	8	*0.1*	6,490
York	145	*1.5*	68	*0.7*	16	*0.2*	12	*0.1*	9,459
4th Class Counties									
Beaver	101	*2.2*	61	*1.3*	13	*0.3*	9	*0.2*	4,574
Butler	38	*1.2*	36	*1.1*	8	*0.2*	4	*0.1*	3,273
Cambria	99	*3.0*	42	*1.3*	1	*<0.1*	12	*0.4*	3,328
Centre	23	*1.1*	19	*0.9*	2	*0.1*	8	*0.4*	2,125
Fayette	65	*2.1*	17	*0.6*	8	*0.3*	0	*--*	3,089
Franklin	39	*1.5*	23	*0.9*	6	*0.2*	3	*0.1*	2,601
Monroe	69	*1.8*	26	*0.7*	3	*0.1*	2	*0.1*	3,882
Schuylkill	53	*1.6*	24	*0.7*	5	*0.1*	5	*0.1*	3,359
Washington	103	*2.3*	58	*1.3*	5	*0.1*	1	*<0.1*	4,510
5th Class Counties									
Adams	19	*1.2*	16	*1.0*	0	*--*	0	*--*	1,563
Blair	48	*1.6*	11	*0.4*	1	*<0.1*	2	*0.1*	2,959
Lawrence	41	*2.2*	7	*0.4*	2	*0.1*	2	*0.1*	1,888
Lebanon	33	*1.4*	9	*0.4*	5	*0.2*	2	*0.1*	2,317
Lycoming	39	*1.7*	6	*0.3*	9	*0.4*	5	*0.2*	2,345
Mercer	68	*2.8*	13	*0.5*	3	*0.1*	3	*0.1*	2,389
Northumberland	13	*0.8*	13	*0.8*	8	*0.5*	5	*0.3*	1,720

	Property	%	Drug	%	Motor Vehicle DUI	%	Person	%	Public Order	%
6th Class Counties										
Armstrong	343	*25.8*	311	*23.4*	300	*22.5*	225	*16.9*	94	*7.1*
Bedford	179	*25.1*	148	*20.8*	174	*24.4*	146	*20.5*	47	*6.6*
Bradford	283	*25.0*	239	*21.1*	255	*22.5*	208	*18.4*	124	*10.9*
Carbon	405	*22.8*	463	*26.0*	480	*27.0*	249	*14.0*	144	*8.1*
Clarion	180	*26.4*	176	*25.8*	150	*22.0*	98	*14.4*	59	*8.7*
Clearfield	294	*24.8*	185	*15.6*	302	*25.5*	224	*18.9*	81	*6.8*
Clinton	173	*28.3*	133	*21.8*	135	*22.1*	103	*16.9*	53	*8.7*
Columbia	289	*24.7*	340	*29.1*	266	*22.8*	164	*14.0*	79	*6.8*
Crawford	394	*24.3*	276	*17.0*	480	*29.6*	262	*16.1*	149	*9.2*
Elk	116	*29.3*	71	*17.9*	73	*18.4*	80	*20.2*	34	*8.6*
Greene	142	*25.8*	92	*16.7*	137	*24.9*	127	*23.1*	40	*7.3*
Huntingdon	180	*27.0*	131	*19.6*	151	*22.6*	132	*19.8*	52	*7.8*
Indiana	435	*25.8*	506	*30.0*	317	*18.8*	249	*14.8*	136	*8.1*
Jefferson	153	*17.9*	202	*23.6*	155	*18.1*	214	*25.0*	108	*12.6*
McKean	193	*26.7*	110	*15.2*	171	*23.7*	158	*21.9*	68	*9.4*
Mifflin	246	*30.4*	130	*16.1*	189	*23.4*	168	*20.8*	56	*6.9*
Perry	166	*26.8*	116	*18.7*	154	*24.8*	131	*21.1*	39	*6.3*
Pike	181	*23.1*	251	*32.1*	191	*24.4*	97	*12.4*	52	*6.6*
Somerset	308	*24.8*	248	*20.0*	390	*31.4*	193	*15.6*	62	*5.0*
Susquehanna	134	*24.7*	124	*22.9*	126	*23.2*	100	*18.5*	44	*8.1*
Tioga	189	*30.5*	117	*18.9*	150	*24.2*	82	*13.2*	58	*9.4*
Venango	205	*27.4*	123	*16.4*	174	*23.3*	154	*20.6*	72	*9.6*
Warren	189	*30.4*	84	*13.5*	159	*25.6*	124	*19.9*	51	*8.2*
Wayne	127	*23.3*	143	*26.3*	155	*28.5*	71	*13.1*	29	*5.3*
7th Class Counties										
Juniata	53	*20.8*	64	*25.1*	70	*27.5*	41	*16.1*	16	*6.3*
Snyder	199	*41.4*	55	*11.4*	106	*22.0*	59	*12.3*	29	*6.0*
Union	164	*38.0*	58	*13.4*	119	*27.5*	56	*13.0*	29	*6.7*
Wyoming	218	*27.7*	172	*21.8*	228	*28.9*	88	*11.2*	59	*7.5*
8th Class Counties										
Cameron	14	*15.7*	21	*23.6*	24	*27.0*	20	*22.5*	7	*7.9*
Forest	15	*18.1*	18	*21.7*	27	*32.5*	19	*22.9*	3	*3.6*
Fulton	48	*19.6*	70	*28.6*	65	*26.5*	31	*12.7*	24	*9.8*
Montour	54	*22.0*	53	*21.6*	80	*32.7*	33	*13.5*	21	*8.6*
Potter	72	*20.7*	82	*23.6*	63	*18.1*	67	*19.3*	49	*14.1*
Sullivan	20	*26.7*	9	*12.0*	17	*22.7*	17	*22.7*	8	*10.7*

	Weapon	%	Motor Vehicle Other	%	Unreported	%	Other	%	Total
6th Class Counties									
Armstrong	24	*1.8*	26	*2.0*	4	*0.3*	4	*0.3*	1,331
Bedford	13	*1.8*	3	*0.4*	2	*0.3*	1	*0.1*	713
Bradford	10	*0.9*	8	*0.7*	5	*0.4*	1	*0.1*	1,133
Carbon	20	*1.1*	15	*0.8*	2	*0.1*	0	--	1,778
Clarion	9	*1.3*	4	*0.6*	2	*0.3*	3	*0.4*	681
Clearfield	83	*7.0*	9	*0.8*	4	*0.3*	3	*0.3*	1,185
Clinton	8	*1.3*	2	*0.3*	3	*0.5*	1	*0.2*	611
Columbia	20	*1.7*	9	*0.8*	0	--	1	*0.1*	1,168
Crawford	29	*1.8*	30	*1.8*	2	*0.1*	1	*0.1*	1,623
Elk	13	*3.3*	9	*2.3*	0	--	0	--	396
Greene	10	*1.8*	2	*0.4*	0	--	0	--	550
Huntingdon	14	*2.1*	4	*0.6*	3	*0.4*	0	--	667
Indiana	23	*1.4*	14	*0.8*	7	*0.4*	1	*0.1*	1,688
Jefferson	8	*0.9*	9	*1.1*	5	*0.6*	3	*0.4*	857
McKean	7	*1.0*	12	*1.7*	3	*0.4*	0	--	722
Mifflin	19	*2.3*	1	*0.1*	0	--	0	--	809
Perry	9	*1.5*	4	*0.6*	1	*0.2*	0	--	620
Pike	7	*0.9*	4	*0.5*	0	--	0	--	783
Somerset	32	*2.6*	6	*0.5*	1	*0.1*	1	*0.1*	1,241
Susquehanna	9	*1.7*	2	*0.4*	1	*0.2*	2	*0.4*	542
Tioga	19	*3.1*	3	*0.5*	1	*0.2*	1	*0.2*	620
Venango	15	*2.0*	3	*0.4*	2	*0.3*	0	--	748
Warren	13	*2.1*	1	*0.2*	0	--	1	*0.2*	622
Wayne	10	*1.8*	7	*1.3*	0	--	2	*0.4*	544
7th Class Counties									
Juniata	10	*3.9*	1	*0.4*	0	--	0	--	255
Snyder	24	*5.0*	9	*1.9*	0	--	0	--	481
Union	3	*0.7*	3	*0.7*	0	--	0	--	432
Wyoming	14	*1.8*	2	*0.3*	0	--	7	*0.9*	788
8th Class Counties									
Cameron	2	*2.2*	1	*1.1*	0	--	0	--	89
Forest	0	--	1	*1.2*	0	--	0	--	83
Fulton	3	*1.2*	4	*1.6*	0	--	0	--	245
Montour	0	--	4	*1.6*	0	--	0	--	245
Potter	8	*2.3*	1	*0.3*	4	*1.1*	2	*0.6*	348
Sullivan	3	*4.0*	1	*1.3*	0	--	0	--	75

	Waiver of Preliminary Hearing	%	Held for Court	%	Dismissed	%	Withdrawn	%	Guilty Plea	%
2nd Class County										
Allegheny	10,954	*33.0*	4,687	*14.1*	10,545	*31.8*	5,353	*16.1*	10	*<0.1*
2A Class Counties										
Bucks	5,808	*61.6*	2,317	*24.6*	656	*7.0*	214	*2.3*	1	*<0.1*
Delaware	5,505	*48.6*	2,146	*18.9*	2,123	*18.7*	333	*2.9*	5	*<0.1*
Montgomery	6,182	*50.3*	3,170	*25.8*	1,268	*10.3*	971	*7.9*	63	*0.5*
3rd Class Counties										
Berks	4,867	*63.3*	1,264	*16.4*	958	*12.5*	239	*3.1*	1	*<0.1*
Chester	3,371	*49.0*	1,303	*18.9*	1,566	*22.8*	201	*2.9*	0	--
Cumberland	2,655	*59.1*	493	*11.0*	484	*10.8*	145	*3.2*	527	*11.7*
Dauphin	4,989	*51.2*	1,692	*17.4*	917	*9.4*	400	*4.1*	1,235	*12.7*
Erie	2,567	*44.3*	987	*17.0*	979	*16.9*	427	*7.4*	464	*8.0*
Lackawanna	2,033	*46.8*	143	*3.3*	826	*19.0*	487	*11.2*	541	*12.5*
Lancaster	4,283	*51.1*	720	*8.6*	798	*9.5*	375	*4.5*	1,090	*13.0*
Lehigh	3,794	*53.7*	838	*11.9*	962	*13.6*	188	*2.7*	948	*13.4*
Luzerne	3,238	*41.9*	1,151	*14.9*	1,671	*21.6*	315	*4.1*	977	*12.6*
Northampton	3,290	*65.9*	773	*15.5*	383	*7.7*	137	*2.7*	175	*3.5*
Westmoreland	4,864	*73.0*	311	*4.7*	500	*7.5*	439	*6.6*	0	--
York	5,591	*57.8*	2,202	*22.8*	657	*6.8*	248	*2.6*	641	*6.6*
4th Class Counties										
Beaver	2,498	*53.6*	182	*3.9*	1,469	*31.5*	77	*1.7*	199	*4.3*
Butler	2,050	*61.5*	521	*15.6*	412	*12.4*	104	*3.1*	133	*4.0*
Cambria	2,151	*62.9*	266	*7.8*	349	*10.2*	380	*11.1*	91	*2.7*
Centre	1,818	*84.7*	176	*8.2*	42	*2.0*	47	*2.2*	17	*0.8*
Fayette	1,722	*53.0*	475	*14.6*	753	*23.2*	149	*4.6*	0	--
Franklin	1,995	*72.7*	278	*10.1*	190	*6.9*	196	*7.1*	0	--
Monroe	2,111	*53.5*	290	*7.4*	317	*8.0*	371	*9.4*	526	*13.3*
Schuylkill	2,092	*59.1*	506	*14.3*	189	*5.3*	488	*13.8*	0	--
Washington	2,073	*44.9*	1,095	*23.7*	848	*18.4*	334	*7.2*	34	*0.7*
5th Class Counties										
Adams	1,192	*76.5*	201	*12.9*	66	*4.2*	39	*2.5*	12	*0.8*
Blair	2,161	*71.8*	201	*6.7*	257	*8.5*	114	*3.8*	160	*5.3*
Lawrence	870	*44.1*	206	*10.4*	79	*4.0*	549	*27.8*	176	*8.9*
Lebanon	2,019	*81.2*	270	*10.9*	37	*1.5*	50	*2.0*	0	--
Lycoming	1,831	*76.0*	288	*12.0*	73	*3.0*	96	*4.0*	50	*2.1*
Mercer	360	*14.7*	1,060	*43.2*	214	*8.7*	185	*7.5*	491	*20.0*
Northumberland	976	*53.6*	183	*10.0*	95	*5.2*	109	*6.0*	212	*11.6*

	Pre-Dispositional Warrants	%	Uncategorized	%	Post-Dispositional Other	%	Total Processed
2nd Class County							
Allegheny	1,488	*4.5*	109	*0.3*	10	*<0.1*	33,156
2A Class Counties							
Bucks	352	*3.7*	52	*0.6*	35	*0.4*	9,435
Delaware	708	*6.2*	284	*2.5*	226	*2.0*	11,330
Montgomery	474	*3.9*	132	*1.1*	26	*0.2*	12,286
3rd Class Counties							
Berks	321	*4.2*	32	*0.4*	4	*0.1*	7,686
Chester	330	*4.8*	93	*1.4*	14	*0.2*	6,878
Cumberland	137	*3.1*	38	*0.8*	10	*0.2*	4,489
Dauphin	393	*4.0*	73	*0.7*	37	*0.4*	9,736
Erie	181	*3.1*	158	*2.7*	38	*0.7*	5,801
Lackawanna	265	*6.1*	45	*1.0*	1	*<0.1*	4,341
Lancaster	502	*6.0*	612	*7.3*	9	*0.1*	8,389
Lehigh	316	*4.5*	20	*0.3*	3	*<0.1*	7,069
Luzerne	295	*3.8*	78	*1.0*	2	*<0.1*	7,727
Northampton	166	*3.3*	55	*1.1*	13	*0.3*	4,992
Westmoreland	266	*4.0*	49	*0.7*	238	*3.6*	6,667
York	296	*3.1*	23	*0.2*	14	*0.1*	9,672
4th Class Counties							
Beaver	188	*4.0*	43	*0.9*	3	*0.1*	4,659
Butler	105	*3.1*	8	*0.2*	2	*0.1*	3,335
Cambria	117	*3.4*	53	*1.6*	12	*0.4*	3,419
Centre	44	*2.0*	2	*0.1*	1	*<0.1*	2,147
Fayette	114	*3.5*	35	*1.1*	0	--	3,248
Franklin	78	*2.8*	4	*0.1*	5	*0.2*	2,746
Monroe	252	*6.4*	57	*1.4*	19	*0.5*	3,943
Schuylkill	171	*4.8*	38	*1.1*	54	*1.5*	3,538
Washington	154	*3.3*	56	*1.2*	19	*0.4*	4,613
5th Class Counties							
Adams	40	*2.6*	7	*0.4*	1	*0.1*	1,558
Blair	82	*2.7*	31	*1.0*	5	*0.2*	3,011
Lawrence	78	*3.9*	12	*0.6*	5	*0.3*	1,975
Lebanon	93	*3.7*	18	*0.7*	0	--	2,487
Lycoming	64	*2.7*	6	*0.2*	0	--	2,408
Mercer	117	*4.8*	23	*0.9*	1	*<0.1*	2,451
Northumberland	142	*7.8*	104	*5.7*	0	--	1,821

	Waiver of Preliminary Hearing	%	Held for Court	%	Dismissed	%	Withdrawn	%	Guilty Plea	%
6th Class Counties										
Armstrong	891	*63.7*	156	*11.2*	194	*13.9*	94	*6.7*	4	*0.3*
Bedford	634	*83.2*	23	*3.0*	4	*0.5*	24	*3.1*	39	*5.1*
Bradford	733	*59.0*	89	*7.2*	144	*11.6*	79	*6.4*	154	*12.4*
Carbon	1,268	*70.2*	214	*11.8*	148	*8.2*	75	*4.2*	34	*1.9*
Clarion	500	*77.0*	48	*7.4*	38	*5.9*	51	*7.9*	4	*0.6*
Clearfield	732	*61.1*	151	*12.6*	76	*6.3*	31	*2.6*	177	*14.8*
Clinton	454	*72.2*	63	*10.0*	46	*7.3*	40	*6.4*	0	--
Columbia	750	*62.1*	145	*12.0*	70	*5.8*	115	*9.5*	94	*7.8*
Crawford	927	*55.1*	431	*25.6*	102	*6.1*	107	*6.4*	36	*2.1*
Elk	314	*72.2*	39	*9.0*	29	*6.7*	36	*8.3*	0	--
Greene	150	*27.7*	206	*38.1*	135	*25.0*	17	*3.1*	0	--
Huntingdon	550	*79.7*	71	*10.3*	15	*2.2*	24	*3.5*	0	--
Indiana	1,038	*58.3*	145	*8.1*	342	*19.2*	106	*6.0*	117	*6.6*
Jefferson	536	*64.4*	68	*8.2*	58	*7.0*	29	*3.5*	36	*4.3*
McKean	474	*59.7*	125	*15.7*	27	*3.4*	75	*9.4*	50	*6.3*
Mifflin	638	*81.9*	46	*5.9*	41	*5.3*	19	*2.4*	18	*2.3*
Perry	376	*63.3*	121	*20.4*	48	*8.1*	26	*4.4*	3	*0.5*
Pike	495	*60.3*	153	*18.6*	54	*6.6*	19	*2.3*	56	*6.8*
Somerset	823	*65.1*	132	*10.4*	136	*10.8*	111	*8.8*	0	--
Susquehanna	357	*61.6*	16	*2.8*	44	*7.6*	29	*5.0*	104	*17.9*
Tioga	443	*68.9*	48	*7.5*	42	*6.5*	37	*5.8*	30	*4.7*
Venango	561	*70.0*	116	*14.5*	6	*0.7*	39	*4.9*	31	*3.9*
Warren	430	*65.3*	58	*8.8*	31	*4.7*	35	*5.3*	70	*10.6*
Wayne	343	*60.9*	49	*8.7*	25	*4.4*	21	*3.7*	84	*14.9*
7th Class Counties										
Juniata	205	*81.7*	18	*7.2*	10	*4.0*	6	*2.4*	3	*1.2*
Snyder	338	*73.8*	56	*12.2*	24	*5.2*	14	*3.1*	15	*3.3*
Union	300	*68.5*	66	*15.1*	16	*3.7*	16	*3.7*	20	*4.6*
Wyoming	624	*73.0*	72	*8.4*	33	*3.9*	58	*6.8*	6	*0.7*
8th Class Counties										
Cameron	55	*64.7*	11	*12.9*	7	*8.2*	11	*12.9*	0	--
Forest	45	*60.0*	3	*4.0*	2	*2.7*	5	*6.7*	8	*10.7*
Fulton	192	*78.4*	23	*9.4*	5	*2.0*	8	*3.3*	1	*0.4*
Montour	145	*57.1*	50	*19.7*	6	*2.4*	11	*4.3*	30	*11.8*
Potter	206	*63.8*	61	*18.9*	26	*8.0*	13	*4.0*	0	--
Sullivan	62	*70.5*	0	--	9	*10.2*	10	*11.4*	0	--

	Pre-Dispositional Warrants	%	Uncategorized	%	Post-Dispositional Other	%	Total Processed
6th Class Counties							
Armstrong	40	*2.9*	18	*1.3*	1	*0.1*	1,398
Bedford	33	*4.3*	4	*0.5*	1	*0.1*	762
Bradford	42	*3.4*	2	*0.2*	0	--	1,243
Carbon	44	*2.4*	22	*1.2*	1	*0.1*	1,806
Clarion	4	*0.6*	3	*0.5*	1	*0.2*	649
Clearfield	21	*1.8*	9	*0.8*	2	*0.2*	1,199
Clinton	25	*4.0*	1	*0.2*	0	--	629
Columbia	30	*2.5*	2	*0.2*	1	*0.1*	1,207
Crawford	30	*1.8*	50	*3.0*	0	--	1,683
Elk	14	*3.2*	1	*0.2*	2	*0.5*	435
Greene	25	*4.6*	7	*1.3*	1	*0.2*	541
Huntingdon	25	*3.6*	4	*0.6*	1	*0.1*	690
Indiana	25	*1.4*	7	*0.4*	0	--	1,780
Jefferson	13	*1.6*	77	*9.3*	15	*1.8*	832
McKean	38	*4.8*	5	*0.6*	0	--	794
Mifflin	12	*1.5*	5	*0.6*	0	--	779
Perry	13	*2.2*	6	*1.0*	1	*0.2*	594
Pike	39	*4.8*	4	*0.5*	1	*0.1*	821
Somerset	12	*0.9*	43	*3.4*	7	*0.6*	1,264
Susquehanna	27	*4.7*	3	*0.5*	0	--	580
Tioga	36	*5.6*	5	*0.8*	2	*0.3*	643
Venango	22	*2.7*	25	*3.1*	1	*0.1*	801
Warren	30	*4.6*	5	*0.8*	0	--	659
Wayne	29	*5.2*	11	*2.0*	1	*0.2*	563
7th Class Counties							
Juniata	3	*1.2*	6	*2.4*	0	--	251
Snyder	10	*2.2*	0	--	1	*0.2*	458
Union	13	*3.0*	2	*0.5*	5	*1.1*	438
Wyoming	28	*3.3*	33	*3.9*	1	*0.1*	855
8th Class Counties							
Cameron	1	*1.2*	0	--	0	--	85
Forest	1	*1.3*	3	*4.0*	8	*10.7*	75
Fulton	10	*4.1*	4	*1.6*	2	*0.8*	245
Montour	9	*3.5*	3	*1.2*	0	--	254
Potter	3	*0.9*	14	*4.3*	0	--	323
Sullivan	7	*8.0*	0	--	0	--	88

	0-60 Days	%	61-120 Days	%	121-180 Days	%	181-240 Days	%	241-300 Days	%	301-360 Days	%	Over 360 Days	%
2nd Class County														
Allegheny	3,511	*46.7*	1,459	*19.4*	597	*7.9*	245	*3.3*	82	*1.1*	36	*0.5*	1,587	*21.1*
2A Class Counties														
Bucks	1,141	*73.6*	285	*18.4*	90	*5.8*	13	*0.8*	5	*0.3*	3	*0.2*	14	*0.9*
Delaware	1,230	*57.0*	522	*24.2*	195	*9.0*	67	*3.1*	29	*1.3*	20	*0.9*	94	*4.4*
Montgomery	1,399	*58.7*	400	*16.8*	121	*5.1*	46	*1.9*	24	*1.0*	12	*0.5*	381	*16.0*
3rd Class Counties														
Berks	798	*75.1*	185	*17.4*	22	*2.1*	5	*0.5*	2	*0.2*	1	*0.1*	50	*4.7*
Chester	914	*55.7*	386	*23.5*	191	*11.6*	76	*4.6*	39	*2.4*	10	*0.6*	26	*1.6*
Cumberland	572	*76.6*	136	*18.2*	26	*3.5*	3	*0.4*	1	*0.1*	0	--	9	*1.2*
Dauphin	1,099	*65.8*	279	*16.7*	62	*3.7*	15	*0.9*	3	*0.2*	4	*0.2*	208	*12.5*
Erie	778	*77.0*	150	*14.9*	40	*4.0*	15	*1.5*	4	*0.4*	0	--	23	*2.3*
Lackawanna	377	*61.7*	61	*10.0*	15	*2.5*	6	*1.0*	4	*0.7*	4	*0.7*	144	*23.6*
Lancaster	639	*82.9*	75	*9.7*	24	*3.1*	8	*1.0*	2	*0.3*	3	*0.4*	20	*2.6*
Lehigh	767	*67.1*	253	*22.1*	76	*6.6*	23	*2.0*	3	*0.3*	2	*0.2*	19	*1.7*
Luzerne	872	*65.9*	212	*16.0*	30	*2.3*	7	*0.5*	5	*0.4*	6	*0.5*	191	*14.4*
Northampton	591	*81.0*	109	*14.9*	5	*0.7*	3	*0.4*	2	*0.3*	0	--	20	*2.7*
Westmoreland	800	*66.5*	254	*21.1*	71	*5.9*	21	*1.7*	6	*0.5*	4	*0.3*	47	*3.9*
York	1,032	*84.5*	108	*8.8*	11	*0.9*	9	*0.7*	1	*0.1*	4	*0.3*	56	*4.6*
4th Class Counties														
Beaver	435	*54.9*	168	*21.2*	75	*9.5*	21	*2.6*	8	*1.0*	3	*0.4*	83	*10.5*
Butler	375	*75.5*	88	*17.7*	24	*4.8*	3	*0.6*	2	*0.4*	0	--	5	*1.0*
Cambria	369	*68.1*	97	*17.9*	20	*3.7*	6	*1.1*	2	*0.4*	2	*0.4*	46	*8.5*
Centre	199	*78.7*	12	*4.7*	2	*0.8*	1	*0.4*	1	*0.4*	0	--	38	*15.0*
Fayette	352	*77.9*	78	*17.3*	17	*3.8*	1	*0.2*	2	*0.4*	0	--	2	*0.4*
Franklin	243	*68.1*	18	*5.0*	5	*1.4*	2	*0.6*	2	*0.6*	4	*1.1*	83	*23.2*
Monroe	488	*72.0*	113	*16.7*	43	*6.3*	10	*1.5*	6	*0.9*	0	--	18	*2.7*
Schuylkill	350	*86.2*	37	*9.1*	14	*3.4*	1	*0.2*	1	*0.2*	0	--	3	*0.7*
Washington	497	*65.0*	106	*13.9*	64	*8.4*	15	*2.0*	4	*0.5*	1	*0.1*	78	*10.2*
5th Class Counties														
Adams	164	*94.3*	3	*1.7*	1	*0.6*	0	--	0	--	0	--	6	*3.4*
Blair	232	*78.4*	14	*4.7*	9	*3.0*	5	*1.7*	4	*1.4*	0	--	32	*10.8*
Lawrence	106	*74.1*	28	*19.6*	7	*4.9*	1	*0.7*	1	*0.7*	0	--	0	--
Lebanon	271	*79.7*	31	*9.1*	5	*1.5*	0	--	0	--	0	--	33	*9.7*
Lycoming	235	*86.7*	22	*8.1*	1	*0.4*	1	*0.4*	0	--	0	--	12	*4.4*
Mercer	230	*78.0*	20	*6.8*	22	*7.5*	10	*3.4*	0	--	1	*0.3*	12	*4.1*
Northumberland	141	*71.2*	34	*17.2*	10	*5.1*	3	*1.5*	1	*0.5*	1	*0.5*	8	*4.0*

	0-60 Days	%	61-120 Days	%	121-180 Days	%	181-240 Days	%	241-300 Days	%	301-360 Days	%	Over 360 Days	%
6th Class Counties														
Armstrong	128	*51.2*	44	*17.6*	17	*6.8*	3	*1.2*	0	--	0	--	58	*23.2*
Bedford	44	*77.2*	4	*7.0*	2	*3.5*	0	--	0	--	1	*1.8*	6	*10.5*
Bradford	83	*68.6*	11	*9.1*	3	*2.5*	7	*5.8*	3	*2.5*	1	*0.8*	13	*10.7*
Carbon	167	*75.9*	35	*15.9*	9	*4.1*	3	*1.4*	2	*0.9*	1	*0.5*	3	*1.4*
Clarion	92	*70.8*	28	*21.5*	2	*1.5*	5	*3.8*	2	*1.5*	0	--	1	*0.8*
Clearfield	110	*83.3*	5	*3.8*	10	*7.6*	0	--	0	--	0	--	7	*5.3*
Clinton	68	*82.9*	5	*6.1*	4	*4.9*	1	*1.2*	1	*1.2*	1	*1.2*	2	*2.4*
Columbia	102	*85.7*	13	*10.9*	2	*1.7*	0	--	0	--	0	--	2	*1.7*
Crawford	164	*85.0*	17	*8.8*	1	*0.5*	0	--	0	--	0	--	11	*5.7*
Elk	26	*96.3*	1	*3.7*	0	--	0	--	0	--	0	--	0	--
Greene	69	*71.1*	21	*21.6*	1	*1.0*	1	*1.0*	1	*1.0*	1	*1.0*	3	*3.1*
Huntingdon	54	*84.4*	3	*4.7*	2	*3.1*	0	--	1	*1.6*	0	--	4	*6.3*
Indiana	178	*74.5*	45	*18.8*	10	*4.2*	2	*0.8*	2	*0.8*	1	*0.4*	1	*0.4*
Jefferson	89	*77.4*	19	*16.5*	1	*0.9*	0	--	0	--	0	--	6	*5.2*
McKean	64	*71.9*	12	*13.5*	3	*3.4*	0	--	0	--	0	--	10	*11.2*
Mifflin	66	*91.7*	5	*6.9*	0	--	0	--	0	--	0	--	1	*1.4*
Perry	93	*80.2*	10	*8.6*	2	*1.7*	0	--	0	--	0	--	11	*9.5*
Pike	99	*68.3*	31	*21.4*	6	*4.1*	4	*2.8*	1	*0.7*	0	--	4	*2.8*
Somerset	155	*71.4*	44	*20.3*	13	*6.0*	1	*0.5*	3	*1.4*	0	--	1	*0.5*
Susquehanna	35	*83.3*	4	*9.5*	1	*2.4*	0	--	0	--	0	--	2	*4.8*
Tioga	49	*77.8*	6	*9.5*	1	*1.6*	0	--	0	--	0	--	7	*11.1*
Venango	79	*87.8*	5	*5.6*	0	--	1	*1.1*	0	--	0	--	5	*5.6*
Warren	44	*69.8*	11	*17.5*	0	--	0	--	0	--	0	--	8	*12.7*
Wayne	41	*73.2*	5	*8.9*	1	*1.8*	0	--	0	--	0	--	9	*16.1*
7th Class Counties														
Juniata	35	*61.4*	2	*3.5*	0	--	1	*1.8*	0	--	0	--	19	*33.3*
Snyder	81	*75.0*	15	*13.9*	1	*0.9*	0	--	0	--	0	--	11	*10.2*
Union	57	*81.4*	6	*8.6*	1	*1.4*	0	--	0	--	0	--	6	*8.6*
Wyoming	78	*90.7*	8	*9.3*	0	--	0	--	0	--	0	--	0	--
8th Class Counties														
Cameron	8	*50.0*	5	*31.3*	1	*6.3*	0	--	0	--	0	--	2	*12.5*
Forest	19	*65.5*	4	*13.8*	1	*3.4*	1	*3.4*	0	--	0	--	4	*13.8*
Fulton	32	*76.2*	6	*14.3*	1	*2.4*	0	--	0	--	0	--	3	*7.1*
Montour	25	*89.3*	1	*3.6*	0	--	1	*3.6*	0	--	0	--	1	*3.6*
Potter	45	*91.8*	1	*2.0*	0	--	0	--	0	--	0	--	3	*6.1*
Sullivan	5	*83.3*	0	--	1	*16.7*	0	--	0	--	0	--	0	--

2015 Magisterial District Judge State Totals
Private Summary Complaints

Cases Pending 1/1/15	**15,620**
New Cases Filed	49,448
Active Warrant Status Change	7,275
Closed Case Status Change	13
Cases Available for Processing	**72,356**
Cases Processed and Inactive	**57,396**
Cases Pending 12/31/15	**14,960**

Age of Pending Cases

0-60 Days	5,267	*35.2%*
61-120 Days	1,455	*9.7%*
121-180 Days	811	*5.4%*
181-240 Days	675	*4.5%*
241-300 Days	727	*4.9%*
301-360 Days	395	*2.6%*
Over 360 Days	5,630	*37.6%*
Total	**14,960**	

Processed By:

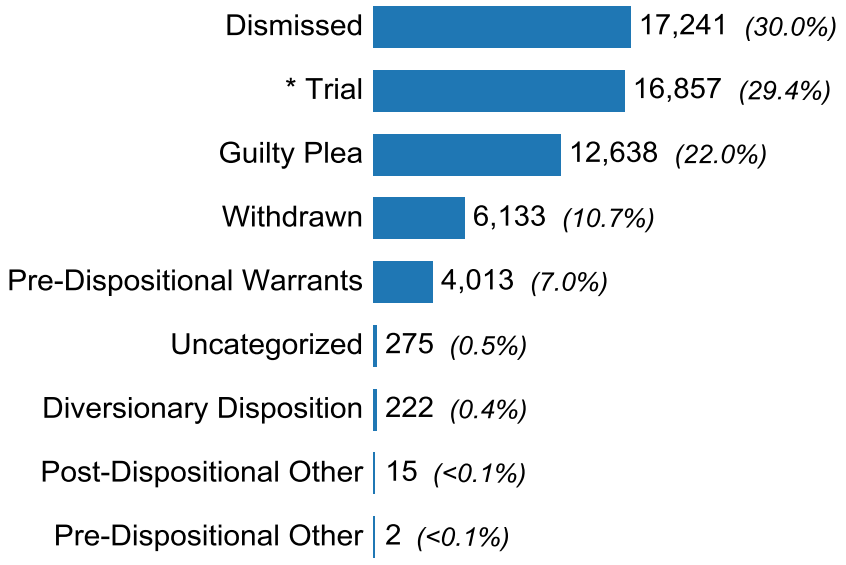

* *Trial Guilty 12,596 (74.7%)*
Trial Not Guilty 4,261 (25.3%)

	Cases Pending 1/1/15	New Cases Filed	Active Warrant Status Change	Closed Case Status Change	Cases Available for Processing	Total Cases Processed	Cases Pending 12/31/15
2nd Class County							
Allegheny	4,120	8,704	884	1	13,709	9,861	3,848
2A Class Counties							
Bucks	5	12	7	0	24	20	4
Delaware	341	1,723	73	2	2,139	1,759	380
Montgomery	168	991	38	0	1,197	592	605
3rd Class Counties							
Berks	143	789	320	0	1,252	1,114	138
Chester	414	1,180	14	0	1,608	1,289	319
Cumberland	148	797	452	0	1,397	1,245	152
Dauphin	505	1,220	382	0	2,107	1,667	440
Erie	721	2,539	290	2	3,552	2,586	966
Lackawanna	510	1,063	194	0	1,767	1,314	453
Lancaster	148	953	276	0	1,377	1,220	157
Lehigh	132	383	928	1	1,444	1,372	72
Luzerne	1,322	1,134	102	0	2,558	1,274	1,284
Northampton	224	819	173	0	1,216	1,107	109
Westmoreland	1,150	2,593	268	2	4,013	3,020	993
York	518	6,073	780	1	7,372	6,777	595
4th Class Counties							
Beaver	315	1,050	32	0	1,397	1,081	316
Butler	150	280	81	0	511	410	101
Cambria	122	680	21	0	823	726	97
Centre	69	262	8	0	339	282	57
Fayette	300	2,064	97	1	2,462	2,070	392
Franklin	1,456	1,382	57	0	2,895	2,035	860
Monroe	108	961	91	0	1,160	1,068	92
Schuylkill	5	45	8	0	58	51	7
Washington	151	870	104	0	1,125	981	144
5th Class Counties							
Adams	133	1,530	508	0	2,171	1,978	193
Blair	226	656	113	0	995	782	213
Lawrence	13	124	2	0	139	110	29
Lebanon	28	305	11	0	344	304	40
Lycoming	66	265	13	0	344	293	51
Mercer	182	1,233	43	0	1,458	1,261	197
Northumberland	221	725	35	0	981	748	233

	Cases Pending 1/1/15	New Cases Filed	Active Warrant Status Change	Closed Case Status Change	Cases Available for Processing	Total Cases Processed	Cases Pending 12/31/15
6th Class Counties							
Armstrong	112	320	53	0	485	356	129
Bedford	43	192	8	0	243	209	34
Bradford	68	366	23	0	457	412	45
Carbon	19	43	5	0	67	42	25
Clarion	31	339	17	0	387	369	18
Clearfield	45	222	28	0	295	238	57
Clinton	1	16	0	0	17	10	7
Columbia	73	401	57	0	531	490	41
Crawford	172	244	22	0	438	379	59
Elk	11	173	11	0	195	173	22
Greene	246	523	66	0	835	542	293
Huntingdon	21	90	5	0	116	99	17
Indiana	34	310	24	0	368	329	39
Jefferson	38	409	29	0	476	428	48
McKean	53	368	43	0	464	406	58
Mifflin	25	89	9	0	123	110	13
Perry	126	135	145	0	406	295	111
Pike	4	8	23	0	35	33	2
Somerset	24	154	30	0	208	189	19
Susquehanna	46	38	10	0	94	80	14
Tioga	3	65	7	0	75	65	10
Venango	97	578	43	3	721	527	194
Warren	35	179	1	0	215	204	11
Wayne	45	99	60	0	204	189	15
7th Class Counties							
Juniata	12	26	2	0	40	19	21
Snyder	13	206	4	0	223	203	20
Union	13	120	0	0	133	121	12
Wyoming	21	191	141	0	353	333	20
8th Class Counties							
Cameron	1	10	1	0	12	12	0
Forest	13	6	0	0	19	11	8
Fulton	14	48	0	0	62	51	11
Montour	47	53	3	0	103	53	50
Potter	0	22	0	0	22	22	0
Sullivan	0	0	0	0	0	0	0

	Dismissed	%	Guilty Plea	%	Trial Guilty	%	Withdrawn	%	Trial Not Guilty	%	Pre-Dispositional Warrant	%
2nd Class County												
Allegheny	4,098	*41.6*	523	*5.3*	2,321	*23.5*	1,322	*13.4*	886	*9.0*	686	*7.0*
2A Class Counties												
Bucks	9	*45.0*	2	*10.0*	0	--	1	*5.0*	7	*35.0*	1	*5.0*
Delaware	737	*41.9*	8	*0.5*	605	*34.4*	274	*15.6*	63	*3.6*	49	*2.8*
Montgomery	367	*62.0*	29	*4.9*	84	*14.2*	44	*7.4*	30	*5.1*	19	*3.2*
3rd Class Counties												
Berks	118	*10.6*	260	*23.3*	194	*17.4*	304	*27.3*	122	*11.0*	113	*10.1*
Chester	586	*45.5*	21	*1.6*	247	*19.2*	286	*22.2*	130	*10.1*	13	*1.0*
Cumberland	427	*34.3*	221	*17.8*	356	*28.6*	88	*7.1*	55	*4.4*	91	*7.3*
Dauphin	592	*35.5*	265	*15.9*	435	*26.1*	94	*5.6*	185	*11.1*	90	*5.4*
Erie	796	*30.8*	581	*22.5*	673	*26.0*	211	*8.2*	52	*2.0*	205	*7.9*
Lackawanna	392	*29.8*	402	*30.6*	151	*11.5*	123	*9.4*	55	*4.2*	178	*13.5*
Lancaster	412	*33.8*	500	*41.0*	71	*5.8*	109	*8.9*	27	*2.2*	96	*7.9*
Lehigh	986	*71.9*	143	*10.4*	72	*5.2*	39	*2.8*	40	*2.9*	92	*6.7*
Luzerne	315	*24.7*	278	*21.8*	339	*26.6*	103	*8.1*	152	*11.9*	82	*6.4*
Northampton	283	*25.6*	82	*7.4*	215	*19.4*	163	*14.7*	284	*25.7*	64	*5.8*
Westmoreland	1,283	*42.5*	390	*12.9*	413	*13.7*	308	*10.2*	261	*8.6*	328	*10.9*
York	497	*7.3*	2,559	*37.8*	2,234	*33.0*	422	*6.2*	570	*8.4*	495	*7.3*
4th Class Counties												
Beaver	416	*38.5*	132	*12.2*	362	*33.5*	49	*4.5*	83	*7.7*	31	*2.9*
Butler	127	*31.0*	102	*24.9*	69	*16.8*	61	*14.9*	3	*0.7*	47	*11.5*
Cambria	135	*18.6*	293	*40.4*	85	*11.7*	137	*18.9*	18	*2.5*	45	*6.2*
Centre	174	*61.7*	43	*15.2*	28	*9.9*	17	*6.0*	11	*3.9*	5	*1.8*
Fayette	716	*34.6*	327	*15.8*	708	*34.2*	136	*6.6*	108	*5.2*	74	*3.6*
Franklin	379	*18.6*	641	*31.5*	593	*29.1*	93	*4.6*	274	*13.5*	49	*2.4*
Monroe	108	*10.1*	215	*20.1*	120	*11.2*	443	*41.5*	5	*0.5*	177	*16.6*
Schuylkill	0	--	21	*41.2*	12	*23.5*	0	--	6	*11.8*	12	*23.5*
Washington	351	*35.8*	113	*11.5*	279	*28.4*	145	*14.8*	27	*2.8*	66	*6.7*
5th Class Counties												
Adams	797	*40.3*	702	*35.5*	236	*11.9*	173	*8.7*	21	*1.1*	49	*2.5*
Blair	379	*48.5*	170	*21.7*	102	*13.0*	23	*2.9*	26	*3.3*	81	*10.4*
Lawrence	25	*22.7*	36	*32.7*	15	*13.6*	14	*12.7*	15	*13.6*	5	*4.5*
Lebanon	0	--	149	*49.0*	67	*22.0*	28	*9.2*	56	*18.4*	3	*1.0*
Lycoming	30	*10.2*	139	*47.4*	35	*11.9*	39	*13.3*	19	*6.5*	31	*10.6*
Mercer	236	*18.7*	230	*18.2*	346	*27.4*	246	*19.5*	146	*11.6*	51	*4.0*
Northumberland	98	*13.1*	291	*38.9*	112	*15.0*	61	*8.2*	52	*7.0*	131	*17.5*

	Uncategorized	%	Diversionary Disposition	%	Post-Dispositional Other	%	Pre-Dispositional Other	%	Total Processed
2nd Class County									
Allegheny	2	*<0.1*	23	*0.2*	0	--	0	--	9,861
2A Class Counties									
Bucks	0	--	0	--	0	--	0	--	20
Delaware	23	*1.3*	0	--	0	--	0	--	1,759
Montgomery	19	*3.2*	0	--	0	--	0	--	592
3rd Class Counties									
Berks	1	*0.1*	2	*0.2*	0	--	0	--	1,114
Chester	5	*0.4*	0	--	1	*0.1*	0	--	1,289
Cumberland	7	*0.6*	0	--	0	--	0	--	1,245
Dauphin	6	*0.4*	0	--	0	--	0	--	1,667
Erie	23	*0.9*	45	*1.7*	0	--	0	--	2,586
Lackawanna	2	*0.2*	0	--	11	*0.8*	0	--	1,314
Lancaster	5	*0.4*	0	--	0	--	0	--	1,220
Lehigh	0	--	0	--	0	--	0	--	1,372
Luzerne	5	*0.4*	0	--	0	--	0	--	1,274
Northampton	14	*1.3*	2	*0.2*	0	--	0	--	1,107
Westmoreland	5	*0.2*	32	*1.1*	0	--	0	--	3,020
York	0	--	0	--	0	--	0	--	6,777
4th Class Counties									
Beaver	1	*0.1*	5	*0.5*	2	*0.2*	0	--	1,081
Butler	0	--	0	--	0	--	1	*0.2*	410
Cambria	13	*1.8*	0	--	0	--	0	--	726
Centre	3	*1.1*	1	*0.4*	0	--	0	--	282
Fayette	1	*<0.1*	0	--	0	--	0	--	2,070
Franklin	3	*0.1*	3	*0.1*	0	--	0	--	2,035
Monroe	0	--	0	--	0	--	0	--	1,068
Schuylkill	0	--	0	--	0	--	0	--	51
Washington	0	--	0	--	0	--	0	--	981
5th Class Counties									
Adams	0	--	0	--	0	--	0	--	1,978
Blair	0	--	0	--	0	--	1	*0.1*	782
Lawrence	0	--	0	--	0	--	0	--	110
Lebanon	1	*0.3*	0	--	0	--	0	--	304
Lycoming	0	--	0	--	0	--	0	--	293
Mercer	6	*0.5*	0	--	0	--	0	--	1,261
Northumberland	2	*0.3*	1	*0.1*	0	--	0	--	748

	Dismissed	%	Guilty Plea	%	Trial Guilty	%	Withdrawn	%	Trial Not Guilty	%	Pre-Dispositional Warrant	%
6th Class Counties												
Armstrong	115	*32.3*	96	*27.0*	57	*16.0*	37	*10.4*	19	*5.3*	31	*8.7*
Bedford	20	*9.6*	106	*50.7*	24	*11.5*	13	*6.2*	36	*17.2*	6	*2.9*
Bradford	90	*21.8*	170	*41.3*	87	*21.1*	19	*4.6*	8	*1.9*	30	*7.3*
Carbon	6	*14.3*	8	*19.0*	8	*19.0*	3	*7.1*	16	*38.1*	1	*2.4*
Clarion	41	*11.1*	222	*60.2*	60	*16.3*	15	*4.1*	15	*4.1*	15	*4.1*
Clearfield	45	*18.9*	107	*45.0*	12	*5.0*	62	*26.1*	0	--	12	*5.0*
Clinton	0	--	6	*60.0*	1	*10.0*	2	*20.0*	0	--	1	*10.0*
Columbia	40	*8.2*	179	*36.5*	47	*9.6*	50	*10.2*	93	*19.0*	81	*16.5*
Crawford	43	*11.3*	173	*45.6*	27	*7.1*	66	*17.4*	11	*2.9*	12	*3.2*
Elk	3	*1.7*	115	*66.5*	15	*8.7*	6	*3.5*	6	*3.5*	28	*16.2*
Greene	223	*41.1*	71	*13.1*	141	*26.0*	17	*3.1*	22	*4.1*	37	*6.8*
Huntingdon	5	*5.1*	79	*79.8*	6	*6.1*	4	*4.0*	2	*2.0*	3	*3.0*
Indiana	37	*11.2*	124	*37.7*	35	*10.6*	26	*7.9*	44	*13.4*	56	*17.0*
Jefferson	39	*9.1*	218	*50.9*	69	*16.1*	33	*7.7*	59	*13.8*	10	*2.3*
McKean	122	*30.0*	128	*31.5*	78	*19.2*	9	*2.2*	29	*7.1*	40	*9.9*
Mifflin	29	*26.4*	65	*59.1*	3	*2.7*	2	*1.8*	0	--	6	*5.5*
Perry	13	*4.4*	242	*82.0*	7	*2.4*	16	*5.4*	2	*0.7*	14	*4.7*
Pike	5	*15.2*	7	*21.2*	1	*3.0*	10	*30.3*	2	*6.1*	8	*24.2*
Somerset	12	*6.3*	71	*37.6*	50	*26.5*	17	*9.0*	24	*12.7*	12	*6.3*
Susquehanna	23	*28.8*	23	*28.8*	2	*2.5*	8	*10.0*	9	*11.3*	15	*18.8*
Tioga	2	*3.1*	56	*86.2*	1	*1.5*	4	*6.2*	0	--	2	*3.1*
Venango	217	*41.2*	38	*7.2*	149	*28.3*	19	*3.6*	18	*3.4*	34	*6.5*
Warren	22	*10.8*	26	*12.7*	47	*23.0*	44	*21.6*	9	*4.4*	0	--
Wayne	23	*12.2*	67	*35.4*	7	*3.7*	54	*28.6*	1	*0.5*	32	*16.9*
7th Class Counties												
Juniata	2	*10.5*	12	*63.2*	0	--	1	*5.3*	1	*5.3*	3	*15.8*
Snyder	3	*1.5*	140	*69.0*	32	*15.8*	6	*3.0*	2	*1.0*	20	*9.9*
Union	23	*19.0*	25	*20.7*	21	*17.4*	15	*12.4*	29	*24.0*	6	*5.0*
Wyoming	158	*47.4*	131	*39.3*	9	*2.7*	2	*0.6*	5	*1.5*	16	*4.8*
8th Class Counties												
Cameron	0	--	5	*41.7*	1	*8.3*	1	*8.3*	3	*25.0*	2	*16.7*
Forest	3	*27.3*	0	--	4	*36.4*	3	*27.3*	0	--	0	--
Fulton	8	*15.7*	20	*39.2*	12	*23.5*	7	*13.7*	3	*5.9*	1	*2.0*
Montour	0	--	30	*56.6*	1	*1.9*	1	*1.9*	1	*1.9*	20	*37.7*
Potter	0	--	10	*45.5*	3	*13.6*	5	*22.7*	3	*13.6*	0	--
Sullivan	0	--	0	--	0	--	0	--	0	--	0	--

	Uncategorized	%	Diversionary Disposition	%	Post-Dispositional Other	%	Pre-Dispositional Other	%	Total Processed
6th Class Counties									
Armstrong	1	*0.3*	0	--	0	--	0	--	356
Bedford	2	*1.0*	1	*0.5*	1	*0.5*	0	--	209
Bradford	5	*1.2*	3	*0.7*	0	--	0	--	412
Carbon	0	--	0	--	0	--	0	--	42
Clarion	0	--	1	*0.3*	0	--	0	--	369
Clearfield	0	--	0	--	0	--	0	--	238
Clinton	0	--	0	--	0	--	0	--	10
Columbia	0	--	0	--	0	--	0	--	490
Crawford	47	*12.4*	0	--	0	--	0	--	379
Elk	0	--	0	--	0	--	0	--	173
Greene	0	--	31	*5.7*	0	--	0	--	542
Huntingdon	0	--	0	--	0	--	0	--	99
Indiana	0	--	7	*2.1*	0	--	0	--	329
Jefferson	0	--	0	--	0	--	0	--	428
McKean	0	--	0	--	0	--	0	--	406
Mifflin	0	--	5	*4.5*	0	--	0	--	110
Perry	1	*0.3*	0	--	0	--	0	--	295
Pike	0	--	0	--	0	--	0	--	33
Somerset	3	*1.6*	0	--	0	--	0	--	189
Susquehanna	0	--	0	--	0	--	0	--	80
Tioga	0	--	0	--	0	--	0	--	65
Venango	50	*9.5*	2	*0.4*	0	--	0	--	527
Warren	0	--	56	*27.5*	0	--	0	--	204
Wayne	5	*2.6*	0	--	0	--	0	--	189
7th Class Counties									
Juniata	0	--	0	--	0	--	0	--	19
Snyder	0	--	0	--	0	--	0	--	203
Union	2	*1.7*	0	--	0	--	0	--	121
Wyoming	12	*3.6*	0	--	0	--	0	--	333
8th Class Counties									
Cameron	0	--	0	--	0	--	0	--	12
Forest	0	--	1	*9.1*	0	--	0	--	11
Fulton	0	--	0	--	0	--	0	--	51
Montour	0	--	0	--	0	--	0	--	53
Potter	0	--	1	*4.5*	0	--	0	--	22
Sullivan	0	--	0	--	0	--	0	--	0

	0-60 Days	%	61-120 Days	%	121-180 Days	%	181-240 Days	%	241-300 Days	%	301-360 Days	%	Over 360 Days	%
2nd Class County														
Allegheny	1,307	*34.0*	475	*12.3*	122	*3.2*	94	*2.4*	99	*2.6*	64	*1.7*	1,687	*43.8*
2A Class Counties														
Bucks	2	*50.0*	1	*25.0*	0	--	1	*25.0*	0	--	0	--	0	--
Delaware	241	*63.4*	45	*11.8*	8	*2.1*	16	*4.2*	24	*6.3*	8	*2.1*	38	*10.0*
Montgomery	173	*28.6*	2	*0.3*	344	*56.9*	8	*1.3*	11	*1.8*	6	*1.0*	61	*10.1*
3rd Class Counties														
Berks	104	*75.4*	13	*9.4*	5	*3.6*	7	*5.1*	0	--	1	*0.7*	8	*5.8*
Chester	150	*47.0*	27	*8.5*	0	--	58	*18.2*	60	*18.8*	16	*5.0*	8	*2.5*
Cumberland	60	*39.5*	23	*15.1*	4	*2.6*	20	*13.2*	9	*5.9*	7	*4.6*	29	*19.1*
Dauphin	84	*19.1*	18	*4.1*	13	*3.0*	18	*4.1*	77	*17.5*	45	*10.2*	185	*42.0*
Erie	347	*35.9*	115	*11.9*	64	*6.6*	28	*2.9*	40	*4.1*	36	*3.7*	336	*34.8*
Lackawanna	65	*14.3*	35	*7.7*	29	*6.4*	12	*2.6*	71	*15.7*	7	*1.5*	234	*51.7*
Lancaster	83	*52.9*	9	*5.7*	3	*1.9*	16	*10.2*	6	*3.8*	5	*3.2*	35	*22.3*
Lehigh	50	*69.4*	15	*20.8*	0	--	2	*2.8*	0	--	0	--	5	*6.9*
Luzerne	116	*9.0*	37	*2.9*	18	*1.4*	12	*0.9*	18	*1.4*	14	*1.1*	1,069	*83.3*
Northampton	77	*70.6*	13	*11.9*	0	--	0	--	1	*0.9*	0	--	18	*16.5*
Westmoreland	317	*31.9*	100	*10.1*	44	*4.4*	44	*4.4*	39	*3.9*	56	*5.6*	393	*39.6*
York	421	*70.8*	84	*14.1*	11	*1.8*	69	*11.6*	5	*0.8*	1	*0.2*	4	*0.7*
4th Class Counties														
Beaver	147	*46.5*	26	*8.2*	0	--	7	*2.2*	11	*3.5*	3	*0.9*	122	*38.6*
Butler	30	*29.7*	16	*15.8*	18	*17.8*	7	*6.9*	1	*1.0*	0	--	29	*28.7*
Cambria	62	*63.9*	11	*11.3*	4	*4.1*	9	*9.3*	0	--	2	*2.1*	9	*9.3*
Centre	21	*36.8*	5	*8.8*	0	--	20	*35.1*	7	*12.3*	1	*1.8*	3	*5.3*
Fayette	207	*52.8*	70	*17.9*	31	*7.9*	32	*8.2*	26	*6.6*	5	*1.3*	21	*5.4*
Franklin	99	*11.5*	10	*1.2*	24	*2.8*	14	*1.6*	10	*1.2*	6	*0.7*	697	*81.0*
Monroe	44	*47.8*	6	*6.5*	1	*1.1*	1	*1.1*	5	*5.4*	1	*1.1*	34	*37.0*
Schuylkill	3	*42.9*	0	--	2	*28.6*	0	--	2	*28.6*	0	--	0	--
Washington	63	*43.8*	12	*8.3*	3	*2.1*	5	*3.5*	2	*1.4*	4	*2.8*	55	*38.2*
5th Class Counties														
Adams	120	*62.2*	34	*17.6*	3	*1.6*	15	*7.8*	12	*6.2*	1	*0.5*	8	*4.1*
Blair	89	*41.8*	69	*32.4*	20	*9.4*	10	*4.7*	0	--	0	--	25	*11.7*
Lawrence	21	*72.4*	6	*20.7*	0	--	1	*3.4*	1	*3.4*	0	--	0	--
Lebanon	27	*67.5*	2	*5.0*	0	--	5	*12.5*	0	--	1	*2.5*	5	*12.5*
Lycoming	18	*35.3*	10	*19.6*	4	*7.8*	5	*9.8*	6	*11.8*	2	*3.9*	6	*11.8*
Mercer	108	*54.8*	24	*12.2*	3	*1.5*	14	*7.1*	15	*7.6*	0	--	33	*16.8*
Northumberland	95	*40.8*	12	*5.2*	5	*2.1*	36	*15.5*	26	*11.2*	10	*4.3*	49	*21.0*

	0-60 Days	%	61-120 Days	%	121-180 Days	%	181-240 Days	%	241-300 Days	%	301-360 Days	%	Over 360 Days	%
6th Class Counties														
Armstrong	51	*39.5*	5	*3.9*	0	--	2	*1.6*	4	*3.1*	0	--	67	*51.9*
Bedford	14	*41.2*	1	*2.9*	0	--	0	--	0	--	0	--	19	*55.9*
Bradford	20	*44.4*	6	*13.3*	3	*6.7*	7	*15.6*	3	*6.7*	1	*2.2*	5	*11.1*
Carbon	0	--	8	*32.0*	0	--	3	*12.0*	0	--	4	*16.0*	10	*40.0*
Clarion	11	*61.1*	2	*11.1*	0	--	1	*5.6*	1	*5.6*	0	--	3	*16.7*
Clearfield	14	*24.6*	6	*10.5*	8	*14.0*	8	*14.0*	10	*17.5*	4	*7.0*	7	*12.3*
Clinton	7	*100.0*	0	--	0	--	0	--	0	--	0	--	0	--
Columbia	37	*90.2*	1	*2.4*	0	--	0	--	0	--	0	--	3	*7.3*
Crawford	10	*16.9*	2	*3.4*	0	--	1	*1.7*	0	--	1	*1.7*	45	*76.3*
Elk	18	*81.8*	4	*18.2*	0	--	0	--	0	--	0	--	0	--
Greene	63	*21.5*	36	*12.3*	6	*2.0*	8	*2.7*	41	*14.0*	49	*16.7*	90	*30.7*
Huntingdon	17	*100.0*	0	--	0	--	0	--	0	--	0	--	0	--
Indiana	27	*69.2*	6	*15.4*	2	*5.1*	0	--	0	--	0	--	4	*10.3*
Jefferson	26	*54.2*	10	*20.8*	2	*4.2*	10	*20.8*	0	--	0	--	0	--
McKean	49	*84.5*	4	*6.9*	0	--	2	*3.4*	1	*1.7*	0	--	2	*3.4*
Mifflin	8	*61.5*	3	*23.1*	0	--	0	--	0	--	1	*7.7*	1	*7.7*
Perry	20	*18.0*	0	--	0	--	2	*1.8*	0	--	0	--	89	*80.2*
Pike	2	*100.0*	0	--	0	--	0	--	0	--	0	--	0	--
Somerset	11	*57.9*	6	*31.6*	0	--	0	--	0	--	0	--	2	*10.5*
Susquehanna	3	*21.4*	5	*35.7*	0	--	0	--	0	--	0	--	6	*42.9*
Tioga	6	*60.0*	4	*40.0*	0	--	0	--	0	--	0	--	0	--
Venango	27	*13.9*	12	*6.2*	2	*1.0*	42	*21.6*	77	*39.7*	33	*17.0*	1	*0.5*
Warren	4	*36.4*	0	--	2	*18.2*	0	--	3	*27.3*	0	--	2	*18.2*
Wayne	8	*53.3*	0	--	0	--	1	*6.7*	0	--	0	--	6	*40.0*
7th Class Counties														
Juniata	8	*38.1*	2	*9.5*	2	*9.5*	0	--	0	--	0	--	9	*42.9*
Snyder	17	*85.0*	2	*10.0*	0	--	0	--	1	*5.0*	0	--	0	--
Union	7	*58.3*	1	*8.3*	1	*8.3*	2	*16.7*	0	--	0	--	1	*8.3*
Wyoming	20	*100.0*	0	--	0	--	0	--	0	--	0	--	0	--
8th Class Counties														
Cameron	0	--	0	--	0	--	0	--	0	--	0	--	0	--
Forest	0	--	0	--	0	--	0	--	0	--	0	--	8	*100.0*
Fulton	6	*54.5*	0	--	0	--	0	--	1	*9.1*	0	--	4	*36.4*
Montour	5	*10.0*	4	*8.0*	0	--	0	--	1	*2.0*	0	--	40	*80.0*
Potter	0	--	0	--	0	--	0	--	0	--	0	--	0	--
Sullivan	0	--	0	--	0	--	0	--	0	--	0	--	0	--

2015 Magisterial District Judge State Totals
Private Criminal Complaints

Cases Pending 1/1/15	**2,051**
New Cases Filed	4,126
Active Warrant Status Change	855
Closed Case Status Change	1
Cases Available for Processing	**7,033**
Cases Processed and Inactive	**5,413**
Cases Pending 12/31/15	**1,620**

Age of Pending Cases

0-60 Days	445	*27.5%*
61-120 Days	183	*11.3%*
121-180 Days	79	*4.9%*
181-240 Days	33	*2.0%*
241-300 Days	24	*1.5%*
301-360 Days	27	*1.7%*
Over 360 Days	829	*51.2%*
Total	**1,620**	

Processed By:

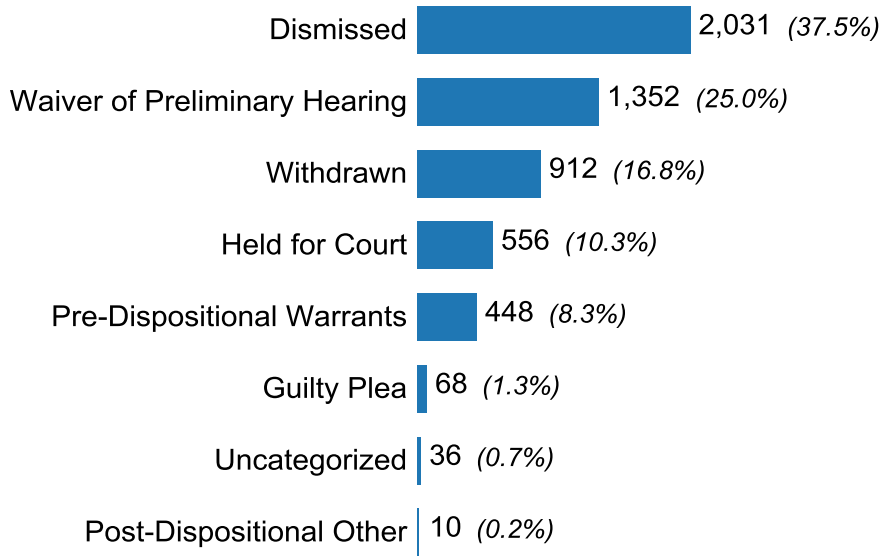

Magisterial District Judge - 2015 Private Criminal Complaints Available for Processing

	Cases Pending 1/1/15	New Cases Filed	Active Warrant Status Change	Closed Case Status Change	Cases Available for Processing	Total Cases Processed	Cases Pending 12/31/15
2nd Class County							
Allegheny	558	818	94	1	1,471	1,004	467
2A Class Counties							
Bucks	12	40	0	0	52	47	5
Delaware	44	37	27	0	108	81	27
Montgomery	37	67	7	0	111	70	41
3rd Class Counties							
Berks	8	33	0	0	41	37	4
Chester	30	31	3	0	64	43	21
Cumberland	21	28	3	0	52	36	16
Dauphin	54	217	15	0	286	230	56
Erie	52	244	23	0	319	243	76
Lackawanna	241	155	13	0	409	172	237
Lancaster	41	134	67	0	242	221	21
Lehigh	26	91	19	0	136	119	17
Luzerne	217	283	383	0	883	782	101
Northampton	35	107	6	0	148	132	16
Westmoreland	230	580	84	0	894	752	142
York	9	18	0	0	27	20	7
4th Class Counties							
Beaver	34	30	3	0	67	40	27
Butler	3	67	10	0	80	65	15
Cambria	30	78	4	0	112	77	35
Centre	1	5	0	0	6	4	2
Fayette	22	59	5	0	86	74	12
Franklin	29	74	8	0	111	87	24
Monroe	21	19	35	0	75	69	6
Schuylkill	1	6	1	0	8	7	1
Washington	37	118	5	0	160	130	30
5th Class Counties							
Adams	3	37	1	0	41	36	5
Blair	67	197	10	0	274	224	50
Lawrence	4	18	0	0	22	19	3
Lebanon	2	29	0	0	31	27	4
Lycoming	7	27	0	0	34	26	8
Mercer	12	29	1	0	42	37	5
Northumberland	3	3	0	0	6	5	1

	Cases Pending 1/1/15	New Cases Filed	Active Warrant Status Change	Closed Case Status Change	Cases Available for Processing	Total Cases Processed	Cases Pending 12/31/15
6th Class Counties							
Armstrong	10	3	0	0	13	7	6
Bedford	1	15	2	0	18	15	3
Bradford	8	29	1	0	38	21	17
Carbon	0	3	0	0	3	3	0
Clarion	4	37	3	0	44	38	6
Clearfield	14	37	2	0	53	41	12
Clinton	5	1	0	0	6	6	0
Columbia	4	23	1	0	28	26	2
Crawford	6	27	2	0	35	28	7
Elk	0	4	0	0	4	4	0
Greene	20	27	0	0	47	31	16
Huntingdon	3	8	0	0	11	7	4
Indiana	6	16	0	0	22	16	6
Jefferson	10	37	0	0	47	36	11
McKean	7	34	3	0	44	34	10
Mifflin	7	35	1	0	43	40	3
Perry	1	3	0	0	4	3	1
Pike	0	0	0	0	0	0	0
Somerset	27	40	1	0	68	59	9
Susquehanna	0	0	0	0	0	0	0
Tioga	3	1	0	0	4	1	3
Venango	2	1	0	0	3	3	0
Warren	3	7	0	0	10	7	3
Wayne	11	22	4	0	37	24	13
7th Class Counties							
Juniata	2	10	0	0	12	9	3
Snyder	1	0	0	0	1	1	0
Union	2	0	0	0	2	2	0
Wyoming	2	18	8	0	28	28	0
8th Class Counties							
Cameron	0	1	0	0	1	1	0
Forest	0	2	0	0	2	1	1
Fulton	0	1	0	0	1	1	0
Montour	1	3	0	0	4	2	2
Potter	0	2	0	0	2	2	0
Sullivan	0	0	0	0	0	0	0

	Dismissed	%	Waiver of Preliminary Hearing	%	Withdrawn	%	Held for Court	%	Pre-Dispositional Warrants	%
2nd Class County										
Allegheny	386	*38.4*	97	*9.7*	316	*31.5*	106	*10.6*	98	*9.8*
2A Class Counties										
Bucks	11	*23.4*	30	*63.8*	1	*2.1*	4	*8.5*	0	--
Delaware	40	*49.4*	4	*4.9*	13	*16.0*	12	*14.8*	5	*6.2*
Montgomery	30	*42.9*	12	*17.1*	11	*15.7*	12	*17.1*	4	*5.7*
3rd Class Counties										
Berks	5	*13.5*	28	*75.7*	0	--	3	*8.1*	1	*2.7*
Chester	26	*60.5*	4	*9.3*	8	*18.6*	1	*2.3*	3	*7.0*
Cumberland	14	*38.9*	14	*38.9*	2	*5.6*	5	*13.9*	1	*2.8*
Dauphin	71	*30.9*	59	*25.7*	28	*12.2*	55	*23.9*	15	*6.5*
Erie	81	*33.3*	57	*23.5*	45	*18.5*	43	*17.7*	12	*4.9*
Lackawanna	66	*38.4*	23	*13.4*	50	*29.1*	3	*1.7*	21	*12.2*
Lancaster	61	*27.6*	65	*29.4*	18	*8.1*	13	*5.9*	46	*20.8*
Lehigh	27	*22.7*	22	*18.5*	18	*15.1*	23	*19.3*	28	*23.5*
Luzerne	613	*78.4*	39	*5.0*	35	*4.5*	59	*7.5*	31	*4.0*
Northampton	23	*17.4*	27	*20.5*	31	*23.5*	31	*23.5*	15	*11.4*
Westmoreland	96	*12.8*	431	*57.3*	103	*13.7*	3	*0.4*	109	*14.5*
York	2	*10.0*	15	*75.0*	3	*15.0*	0	--	0	--
4th Class Counties										
Beaver	20	*50.0*	15	*37.5*	1	*2.5*	0	--	4	*10.0*
Butler	33	*50.8*	10	*15.4*	8	*12.3*	6	*9.2*	5	*7.7*
Cambria	31	*40.3*	11	*14.3*	13	*16.9*	15	*19.5*	5	*6.5*
Centre	2	*50.0*	2	*50.0*	0	--	0	--	0	--
Fayette	24	*32.4*	19	*25.7*	15	*20.3*	12	*16.2*	3	*4.1*
Franklin	32	*36.8*	42	*48.3*	2	*2.3*	6	*6.9*	3	*3.4*
Monroe	4	*5.8*	19	*27.5*	43	*62.3*	1	*1.4*	2	*2.9*
Schuylkill	1	*14.3*	4	*57.1*	1	*14.3*	1	*14.3*	0	--
Washington	47	*36.2*	19	*14.6*	26	*20.0*	29	*22.3*	3	*2.3*
5th Class Counties										
Adams	13	*36.1*	18	*50.0*	2	*5.6*	2	*5.6*	0	--
Blair	62	*27.7*	92	*41.1*	35	*15.6*	24	*10.7*	11	*4.9*
Lawrence	4	*21.1*	13	*68.4*	2	*10.5*	0	--	0	--
Lebanon	0	--	24	*88.9*	0	--	3	*11.1*	0	--
Lycoming	6	*23.1*	12	*46.2*	3	*11.5*	5	*19.2*	0	--
Mercer	12	*32.4*	2	*5.4*	6	*16.2*	16	*43.2*	1	*2.7*
Northumberland	0	--	1	*20.0*	3	*60.0*	0	--	0	--

	Guilty Plea	%	Uncategorized	%	Post-Dispositional Other	%	Total Processed
2nd Class County							
Allegheny	1	*0.1*	0	--	0	--	1,004
2A Class Counties							
Bucks	0	--	1	*2.1*	0	--	47
Delaware	0	--	7	*8.6*	0	--	81
Montgomery	0	--	1	*1.4*	0	--	70
3rd Class Counties							
Berks	0	--	0	--	0	--	37
Chester	0	--	1	*2.3*	0	--	43
Cumberland	0	--	0	--	0	--	36
Dauphin	1	*0.4*	1	*0.4*	0	--	230
Erie	3	*1.2*	2	*0.8*	0	--	243
Lackawanna	9	*5.2*	0	--	0	--	172
Lancaster	17	*7.7*	1	*0.5*	0	--	221
Lehigh	1	*0.8*	0	--	0	--	119
Luzerne	5	*0.6*	0	--	0	--	782
Northampton	1	*0.8*	4	*3.0*	0	--	132
Westmoreland	0	--	1	*0.1*	9	*1.2*	752
York	0	--	0	--	0	--	20
4th Class Counties							
Beaver	0	--	0	--	0	--	40
Butler	1	*1.5*	1	*1.5*	1	*1.5*	65
Cambria	2	*2.6*	0	--	0	--	77
Centre	0	--	0	--	0	--	4
Fayette	0	--	1	*1.4*	0	--	74
Franklin	1	*1.1*	1	*1.1*	0	--	87
Monroe	0	--	0	--	0	--	69
Schuylkill	0	--	0	--	0	--	7
Washington	0	--	6	*4.6*	0	--	130
5th Class Counties							
Adams	0	--	1	*2.8*	0	--	36
Blair	0	--	0	--	0	--	224
Lawrence	0	--	0	--	0	--	19
Lebanon	0	--	0	--	0	--	27
Lycoming	0	--	0	--	0	--	26
Mercer	0	--	0	--	0	--	37
Northumberland	0	--	1	*20.0*	0	--	5

	Dismissed	%	Waiver of Preliminary Hearing	%	Withdrawn	%	Held for Court	%	Pre-Dispositional Warrants	%
6th Class Counties										
Armstrong	1	*14.3*	5	*71.4*	0	--	1	*14.3*	0	--
Bedford	5	*33.3*	5	*33.3*	1	*6.7*	0	--	2	*13.3*
Bradford	10	*47.6*	0	--	5	*23.8*	0	--	1	*4.8*
Carbon	2	*66.7*	1	*33.3*	0	--	0	--	0	--
Clarion	8	*21.1*	6	*15.8*	9	*23.7*	2	*5.3*	5	*13.2*
Clearfield	15	*36.6*	9	*22.0*	7	*17.1*	1	*2.4*	1	*2.4*
Clinton	0	--	4	*66.7*	2	*33.3*	0	--	0	--
Columbia	18	*69.2*	2	*7.7*	0	--	5	*19.2*	1	*3.8*
Crawford	8	*28.6*	18	*64.3*	0	--	0	--	0	--
Elk	0	--	4	*100.0*	0	--	0	--	0	--
Greene	14	*45.2*	2	*6.5*	4	*12.9*	7	*22.6*	4	*12.9*
Huntingdon	1	*14.3*	4	*57.1*	1	*14.3*	1	*14.3*	0	--
Indiana	10	*62.5*	1	*6.3*	2	*12.5*	2	*12.5*	1	*6.3*
Jefferson	16	*44.4*	7	*19.4*	2	*5.6*	10	*27.8*	0	--
McKean	19	*55.9*	2	*5.9*	7	*20.6*	5	*14.7*	1	*2.9*
Mifflin	26	*65.0*	7	*17.5*	2	*5.0*	5	*12.5*	0	--
Perry	0	--	2	*66.7*	0	--	1	*33.3*	0	--
Pike	0	--	0	--	0	--	0	--	0	--
Somerset	9	*15.3*	21	*35.6*	6	*10.2*	19	*32.2*	1	*1.7*
Susquehanna	0	--	0	--	0	--	0	--	0	--
Tioga	1	*100.0*	0	--	0	--	0	--	0	--
Venango	0	--	3	*100.0*	0	--	0	--	0	--
Warren	0	--	5	*71.4*	0	--	0	--	0	--
Wayne	8	*33.3*	4	*16.7*	8	*33.3*	0	--	3	*12.5*
7th Class Counties										
Juniata	2	*22.2*	3	*33.3*	3	*33.3*	1	*11.1*	0	--
Snyder	0	--	1	*100.0*	0	--	0	--	0	--
Union	0	--	2	*100.0*	0	--	0	--	0	--
Wyoming	12	*42.9*	2	*7.1*	10	*35.7*	2	*7.1*	2	*7.1*
8th Class Counties										
Cameron	0	--	1	*100.0*	0	--	0	--	0	--
Forest	1	*100.0*	0	--	0	--	0	--	0	--
Fulton	0	--	1	*100.0*	0	--	0	--	0	--
Montour	1	*50.0*	0	--	0	--	1	*50.0*	0	--
Potter	1	*50.0*	0	--	1	*50.0*	0	--	0	--
Sullivan	0	--	0	--	0	--	0	--	0	--

	Guilty Plea	%	Uncategorized	%	Post-Dispositional Other	%	Total Processed
6th Class Counties							
Armstrong	0	--	0	--	0	--	7
Bedford	2	*13.3*	0	--	0	--	15
Bradford	5	*23.8*	0	--	0	--	21
Carbon	0	--	0	--	0	--	3
Clarion	8	*21.1*	0	--	0	--	38
Clearfield	8	*19.5*	0	--	0	--	41
Clinton	0	--	0	--	0	--	6
Columbia	0	--	0	--	0	--	26
Crawford	0	--	2	*7.1*	0	--	28
Elk	0	--	0	--	0	--	4
Greene	0	--	0	--	0	--	31
Huntingdon	0	--	0	--	0	--	7
Indiana	0	--	0	--	0	--	16
Jefferson	1	*2.8*	0	--	0	--	36
McKean	0	--	0	--	0	--	34
Mifflin	0	--	0	--	0	--	40
Perry	0	--	0	--	0	--	3
Pike	0	--	0	--	0	--	0
Somerset	0	--	3	*5.1*	0	--	59
Susquehanna	0	--	0	--	0	--	0
Tioga	0	--	0	--	0	--	1
Venango	0	--	0	--	0	--	3
Warren	2	*28.6*	0	--	0	--	7
Wayne	0	--	1	*4.2*	0	--	24
7th Class Counties							
Juniata	0	--	0	--	0	--	9
Snyder	0	--	0	--	0	--	1
Union	0	--	0	--	0	--	2
Wyoming	0	--	0	--	0	--	28
8th Class Counties							
Cameron	0	--	0	--	0	--	1
Forest	0	--	0	--	0	--	1
Fulton	0	--	0	--	0	--	1
Montour	0	--	0	--	0	--	2
Potter	0	--	0	--	0	--	2
Sullivan	0	--	0	--	0	--	0

	0-60 Days	%	61-120 Days	%	121-180 Days	%	181-240 Days	%	241-300 Days	%	301-360 Days	%	Over 360 Days	%
2nd Class County														
Allegheny	86	*18.4*	52	*11.1*	35	*7.5*	10	*2.1*	13	*2.8*	7	*1.5*	264	*56.5*
2A Class Counties														
Bucks	3	*60.0*	2	*40.0*	0	--	0	--	0	--	0	--	0	--
Delaware	4	*14.8*	3	*11.1*	0	--	2	*7.4*	0	--	4	*14.8*	14	*51.9*
Montgomery	11	*26.8*	7	*17.1*	3	*7.3*	1	*2.4*	2	*4.9*	2	*4.9*	15	*36.6*
3rd Class Counties														
Berks	3	*75.0*	1	*25.0*	0	--	0	--	0	--	0	--	0	--
Chester	1	*4.8*	3	*14.3*	4	*19.0*	1	*4.8*	1	*4.8*	2	*9.5*	9	*42.9*
Cumberland	4	*25.0*	1	*6.3*	1	*6.3*	0	--	0	--	0	--	10	*62.5*
Dauphin	27	*48.2*	5	*8.9*	2	*3.6*	4	*7.1*	0	--	0	--	18	*32.1*
Erie	49	*64.5*	11	*14.5*	3	*3.9*	2	*2.6*	3	*3.9*	1	*1.3*	7	*9.2*
Lackawanna	12	*5.1*	8	*3.4*	3	*1.3*	0	--	0	--	3	*1.3*	211	*89.0*
Lancaster	6	*28.6*	6	*28.6*	1	*4.8*	0	--	1	*4.8*	1	*4.8*	6	*28.6*
Lehigh	8	*47.1*	4	*23.5*	1	*5.9*	0	--	0	--	1	*5.9*	3	*17.6*
Luzerne	22	*21.8*	8	*7.9*	1	*1.0*	2	*2.0*	1	*1.0*	1	*1.0*	66	*65.3*
Northampton	7	*43.8*	0	--	0	--	0	--	0	--	0	--	9	*56.3*
Westmoreland	71	*50.0*	28	*19.7*	7	*4.9*	4	*2.8*	0	--	2	*1.4*	30	*21.1*
York	5	*71.4*	1	*14.3*	0	--	0	--	0	--	0	--	1	*14.3*
4th Class Counties														
Beaver	3	*11.1*	3	*11.1*	2	*7.4*	4	*14.8*	0	--	1	*3.7*	14	*51.9*
Butler	9	*60.0*	1	*6.7*	0	--	0	--	0	--	0	--	5	*33.3*
Cambria	13	*37.1*	10	*28.6*	1	*2.9*	0	--	2	*5.7*	0	--	9	*25.7*
Centre	1	*50.0*	0	--	0	--	0	--	0	--	0	--	1	*50.0*
Fayette	6	*50.0*	2	*16.7*	0	--	0	--	0	--	0	--	4	*33.3*
Franklin	7	*29.2*	4	*16.7*	2	*8.3*	0	--	0	--	0	--	11	*45.8*
Monroe	2	*33.3*	0	--	1	*16.7*	0	--	0	--	0	--	3	*50.0*
Schuylkill	1	*100.0*	0	--	0	--	0	--	0	--	0	--	0	--
Washington	9	*30.0*	5	*16.7*	1	*3.3*	1	*3.3*	0	--	1	*3.3*	13	*43.3*
5th Class Counties														
Adams	4	*80.0*	0	--	0	--	0	--	0	--	0	--	1	*20.0*
Blair	8	*16.0*	5	*10.0*	3	*6.0*	0	--	0	--	0	--	34	*68.0*
Lawrence	2	*66.7*	1	*33.3*	0	--	0	--	0	--	0	--	0	--
Lebanon	3	*75.0*	1	*25.0*	0	--	0	--	0	--	0	--	0	--
Lycoming	3	*37.5*	0	--	0	--	0	--	0	--	0	--	5	*62.5*
Mercer	2	*40.0*	0	--	2	*40.0*	0	--	0	--	0	--	1	*20.0*
Northumberland	0	--	0	--	1	*100.0*	0	--	0	--	0	--	0	--

	0-60 Days	%	61-120 Days	%	121-180 Days	%	181-240 Days	%	241-300 Days	%	301-360 Days	%	Over 360 Days	%
6th Class Counties														
Armstrong	0	--	0	--	0	--	0	--	0	--	0	--	6	*100.0*
Bedford	3	*100.0*	0	--	0	--	0	--	0	--	0	--	0	--
Bradford	7	*41.2*	1	*5.9*	0	--	1	*5.9*	0	--	0	--	8	*47.1*
Carbon	0	--	0	--	0	--	0	--	0	--	0	--	0	--
Clarion	5	*83.3*	0	--	0	--	0	--	0	--	0	--	1	*16.7*
Clearfield	5	*41.7*	0	--	0	--	0	--	0	--	0	--	7	*58.3*
Clinton	0	--	0	--	0	--	0	--	0	--	0	--	0	--
Columbia	1	*50.0*	0	--	0	--	0	--	0	--	0	--	1	*50.0*
Crawford	5	*71.4*	1	*14.3*	0	--	0	--	0	--	0	--	1	*14.3*
Elk	0	--	0	--	0	--	0	--	0	--	0	--	0	--
Greene	4	*25.0*	1	*6.3*	0	--	0	--	0	--	0	--	11	*68.8*
Huntingdon	2	*50.0*	0	--	0	--	0	--	0	--	0	--	2	*50.0*
Indiana	6	*100.0*	0	--	0	--	0	--	0	--	0	--	0	--
Jefferson	6	*54.5*	0	--	0	--	0	--	0	--	0	--	5	*45.5*
McKean	2	*20.0*	2	*20.0*	3	*30.0*	0	--	0	--	1	*10.0*	2	*20.0*
Mifflin	1	*33.3*	0	--	0	--	1	*33.3*	0	--	0	--	1	*33.3*
Perry	0	--	0	--	0	--	0	--	0	--	0	--	1	*100.0*
Pike	0	--	0	--	0	--	0	--	0	--	0	--	0	--
Somerset	2	*22.2*	6	*66.7*	0	--	0	--	1	*11.1*	0	--	0	--
Susquehanna	0	--	0	--	0	--	0	--	0	--	0	--	0	--
Tioga	0	--	0	--	0	--	0	--	0	--	0	--	3	*100.0*
Venango	0	--	0	--	0	--	0	--	0	--	0	--	0	--
Warren	1	*33.3*	0	--	0	--	0	--	0	--	0	--	2	*66.7*
Wayne	0	--	0	--	1	*7.7*	0	--	0	--	0	--	12	*92.3*
7th Class Counties														
Juniata	2	*66.7*	0	--	0	--	0	--	0	--	0	--	1	*33.3*
Snyder	0	--	0	--	0	--	0	--	0	--	0	--	0	--
Union	0	--	0	--	0	--	0	--	0	--	0	--	0	--
Wyoming	0	--	0	--	0	--	0	--	0	--	0	--	0	--
8th Class Counties														
Cameron	0	--	0	--	0	--	0	--	0	--	0	--	0	--
Forest	0	--	0	--	1	*100.0*	0	--	0	--	0	--	0	--
Fulton	0	--	0	--	0	--	0	--	0	--	0	--	0	--
Montour	1	*50.0*	0	--	0	--	0	--	0	--	0	--	1	*50.0*
Potter	0	--	0	--	0	--	0	--	0	--	0	--	0	--
Sullivan	0	--	0	--	0	--	0	--	0	--	0	--	0	--

2015 Magisterial District Judge State Totals
Traffic

Cases Pending 1/1/15	**209,949**
New Cases Filed	1,531,968
Active Warrant Status Change	155,583
Closed Case Status Change	183
Cases Available for Processing	**1,897,683**
Cases Processed and Inactive	**1,676,858**
Cases Pending 12/31/15	**220,825**

Age of Pending Cases

0-60 Days	117,742	*53.3%*
61-120 Days	32,430	*14.7%*
121-180 Days	10,332	*4.7%*
181-240 Days	6,740	*3.1%*
241-300 Days	3,820	*1.7%*
301-360 Days	3,334	*1.5%*
Over 360 Days	46,427	*21.0%*
Total	**220,825**	

Processed By:

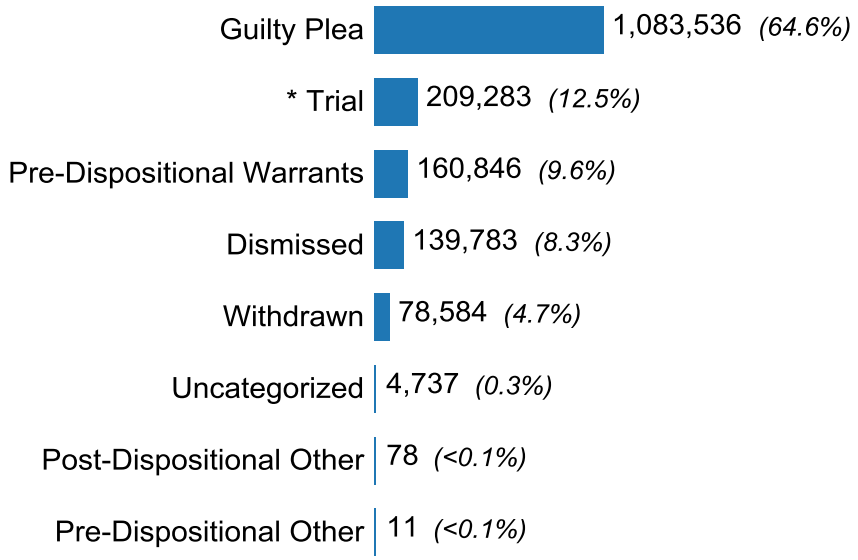

* *Trial Guilty*	*144,019*	*(68.8%)*
Trial Not Guilty	*65,264*	*(31.2%)*

	Cases Pending 1/1/15	New Cases Filed	Active Warrant Status Change	Closed Case Status Change	Cases Available for Processing	Total Cases Processed	Cases Pending 12/31/15
2nd Class County							
Allegheny	44,488	129,511	12,872	27	186,898	140,432	46,466
2A Class Counties							
Bucks	8,108	73,354	5,523	13	86,998	79,870	7,128
Delaware	18,161	90,945	31,334	16	140,456	124,096	16,360
Montgomery	27,157	130,151	16,288	22	173,618	149,136	24,482
3rd Class Counties							
Berks	8,225	69,306	13,124	8	90,663	82,483	8,180
Chester	5,664	73,503	9,158	0	88,325	82,145	6,180
Cumberland	2,489	42,679	2,631	1	47,800	44,593	3,207
Dauphin	6,838	62,677	5,293	3	74,811	62,700	12,111
Erie	3,110	27,436	1,473	1	32,020	28,664	3,356
Lackawanna	15,797	23,675	1,475	1	40,948	21,215	19,733
Lancaster	8,853	61,229	7,904	35	78,021	69,128	8,893
Lehigh	6,257	54,909	7,972	3	69,141	63,465	5,676
Luzerne	5,358	41,793	4,685	3	51,839	45,485	6,354
Northampton	3,342	35,425	4,915	2	43,684	40,207	3,477
Westmoreland	5,551	52,879	3,184	3	61,617	54,937	6,680
York	3,660	62,955	3,682	7	70,304	66,846	3,458
4th Class Counties							
Beaver	3,314	23,103	1,056	7	27,480	24,109	3,371
Butler	1,571	17,998	297	0	19,866	17,649	2,217
Cambria	1,135	15,324	234	0	16,693	15,743	950
Centre	848	20,246	1,154	1	22,249	21,465	784
Fayette	1,011	14,428	548	1	15,988	14,624	1,364
Franklin	1,937	15,662	494	2	18,095	16,978	1,117
Monroe	2,464	30,550	4,305	3	37,322	34,098	3,224
Schuylkill	1,634	18,326	1,639	1	21,600	19,454	2,146
Washington	3,132	27,826	1,570	5	32,533	28,732	3,801
5th Class Counties							
Adams	675	12,619	528	0	13,822	13,004	818
Blair	680	11,793	374	1	12,848	12,084	764
Lawrence	1,254	8,862	434	0	10,550	9,331	1,219
Lebanon	1,930	18,421	1,133	3	21,487	19,705	1,782
Lycoming	942	11,470	408	1	12,821	11,807	1,014
Mercer	564	12,862	467	0	13,893	13,289	604
Northumberland	824	8,762	334	0	9,920	8,769	1,151

	Cases Pending 1/1/15	New Cases Filed	Active Warrant Status Change	Closed Case Status Change	Cases Available for Processing	Total Cases Processed	Cases Pending 12/31/15
6th Class Counties							
Armstrong	563	4,598	183	1	5,345	4,900	445
Bedford	998	17,354	591	2	18,945	18,098	847
Bradford	416	4,148	153	1	4,718	4,508	210
Carbon	1,004	14,944	812	0	16,760	15,669	1,091
Clarion	408	7,287	372	2	8,069	7,676	393
Clearfield	445	11,630	400	0	12,475	12,048	427
Clinton	282	8,724	580	0	9,586	9,253	333
Columbia	656	12,000	1,012	0	13,668	12,887	781
Crawford	837	14,902	348	0	16,087	15,517	570
Elk	172	3,554	163	0	3,889	3,784	105
Greene	429	4,848	326	1	5,604	5,054	550
Huntingdon	191	4,749	44	0	4,984	4,839	145
Indiana	451	11,766	248	0	12,465	11,808	657
Jefferson	333	7,235	324	0	7,892	7,547	345
McKean	304	4,069	139	0	4,512	4,288	224
Mifflin	193	6,888	85	0	7,166	6,858	308
Perry	415	6,361	161	1	6,938	6,527	411
Pike	310	5,478	453	0	6,241	5,804	437
Somerset	903	16,799	791	0	18,493	17,682	811
Susquehanna	486	4,459	341	0	5,286	4,767	519
Tioga	303	4,966	169	0	5,438	5,164	274
Venango	453	7,228	240	0	7,921	7,412	509
Warren	169	4,339	27	0	4,535	4,337	198
Wayne	385	3,815	147	0	4,347	4,047	300
7th Class Counties							
Juniata	231	4,080	43	0	4,354	4,112	242
Snyder	297	6,016	156	0	6,469	6,082	387
Union	292	5,106	139	1	5,538	5,298	240
Wyoming	209	5,869	189	4	6,271	6,075	196
8th Class Counties							
Cameron	40	1,122	13	0	1,175	1,132	43
Forest	82	1,034	16	0	1,132	1,069	63
Fulton	426	8,699	330	0	9,455	8,969	486
Montour	138	2,373	52	0	2,563	2,479	84
Potter	101	2,761	30	0	2,892	2,818	74
Sullivan	54	2,088	18	0	2,160	2,107	53

	Guilty Plea	%	Pre-Dispositional Warrants	%	Trial Guilty	%	Dismissed	%	Withdrawn	%
2nd Class County										
Allegheny	68,863	*49.0*	11,389	*8.1*	23,826	*17.0*	18,697	*13.3*	6,549	*4.7*
2A Class Counties										
Bucks	49,282	*61.7*	5,373	*6.7*	10,117	*12.7*	7,013	*8.8*	4,006	*5.0*
Delaware	46,997	*37.9*	22,185	*17.9*	9,981	*8.0*	32,603	*26.3*	6,639	*5.3*
Montgomery	74,211	*49.8*	20,734	*13.9*	14,331	*9.6*	19,124	*12.8*	14,135	*9.5*
3rd Class Counties										
Berks	47,483	*57.6*	11,917	*14.4*	6,292	*7.6*	9,058	*11.0*	1,854	*2.2*
Chester	56,994	*69.4*	7,626	*9.3*	3,786	*4.6*	6,354	*7.7*	4,497	*5.5*
Cumberland	36,501	*81.9*	2,227	*5.0*	2,556	*5.7*	1,632	*3.7*	1,340	*3.0*
Dauphin	39,744	*63.4*	12,209	*19.5*	4,218	*6.7*	1,839	*2.9*	3,079	*4.9*
Erie	20,468	*71.4*	1,749	*6.1*	1,993	*7.0*	2,194	*7.7*	1,370	*4.8*
Lackawanna	12,695	*59.8*	2,151	*10.1*	1,953	*9.2*	2,395	*11.3*	1,009	*4.8*
Lancaster	45,628	*66.0*	9,181	*13.3*	4,799	*6.9*	3,740	*5.4*	4,929	*7.1*
Lehigh	39,170	*61.7*	11,044	*17.4*	3,374	*5.3*	7,290	*11.5*	1,443	*2.3*
Luzerne	23,953	*52.7*	5,880	*12.9*	5,432	*11.9*	2,743	*6.0*	2,480	*5.5*
Northampton	27,186	*67.6*	3,925	*9.8*	2,471	*6.1*	3,561	*8.9*	1,925	*4.8*
Westmoreland	36,458	*66.4*	3,056	*5.6*	6,160	*11.2*	3,861	*7.0*	2,051	*3.7*
York	53,496	*80.0*	4,517	*6.8*	5,007	*7.5*	1,126	*1.7*	1,019	*1.5*
4th Class Counties										
Beaver	12,939	*53.7*	1,120	*4.6*	4,057	*16.8*	1,944	*8.1*	1,219	*5.1*
Butler	12,377	*70.1*	428	*2.4*	2,936	*16.6*	153	*0.9*	792	*4.5*
Cambria	12,896	*81.9*	345	*2.2*	1,001	*6.4*	519	*3.3*	554	*3.5*
Centre	17,984	*83.8*	1,086	*5.1*	915	*4.3*	742	*3.5*	379	*1.8*
Fayette	10,619	*72.6*	590	*4.0*	1,627	*11.1*	839	*5.7*	407	*2.8*
Franklin	14,384	*84.7*	698	*4.1*	772	*4.5*	540	*3.2*	471	*2.8*
Monroe	23,296	*68.3*	3,857	*11.3*	1,432	*4.2*	2,940	*8.6*	2,095	*6.1*
Schuylkill	14,363	*73.8*	1,491	*7.7*	1,445	*7.4*	383	*2.0*	867	*4.5*
Washington	16,465	*57.3*	1,773	*6.2*	5,438	*18.9*	1,331	*4.6*	824	*2.9*
5th Class Counties										
Adams	10,890	*83.7*	401	*3.1*	760	*5.8*	147	*1.1*	677	*5.2*
Blair	10,039	*83.1*	371	*3.1*	450	*3.7*	176	*1.5*	760	*6.3*
Lawrence	5,830	*62.5*	496	*5.3*	1,047	*11.2*	536	*5.7*	421	*4.5*
Lebanon	16,181	*82.1*	1,281	*6.5*	1,072	*5.4*	218	*1.1*	660	*3.3*
Lycoming	10,032	*85.0*	657	*5.6*	410	*3.5*	51	*0.4*	554	*4.7*
Mercer	10,859	*81.7*	557	*4.2*	723	*5.4*	338	*2.5*	573	*4.3*
Northumberland	7,168	*81.7*	647	*7.4*	388	*4.4*	48	*0.5*	393	*4.5*

	Trial Not Guilty	%	Uncategorized	%	Post-Dispositional Other	%	Pre-Dispositional Other	%	Total Processed
2nd Class County									
Allegheny	10,947	*7.8*	159	*0.1*	2	*<0.1*	0	--	140,432
2A Class Counties									
Bucks	3,901	*4.9*	178	*0.2*	0	--	0	--	79,870
Delaware	5,094	*4.1*	591	*0.5*	4	*<0.1*	2	*<0.1*	124,096
Montgomery	6,338	*4.2*	261	*0.2*	2	*<0.1*	0	--	149,136
3rd Class Counties									
Berks	5,228	*6.3*	633	*0.8*	13	*<0.1*	5	*<0.1*	82,483
Chester	2,605	*3.2*	279	*0.3*	2	*<0.1*	2	*<0.1*	82,145
Cumberland	256	*0.6*	40	*0.1*	40	*0.1*	1	*<0.1*	44,593
Dauphin	1,392	*2.2*	217	*0.3*	1	*<0.1*	1	*<0.1*	62,700
Erie	733	*2.6*	156	*0.5*	1	*<0.1*	0	--	28,664
Lackawanna	980	*4.6*	32	*0.2*	0	--	0	--	21,215
Lancaster	574	*0.8*	277	*0.4*	0	--	0	--	69,128
Lehigh	1,023	*1.6*	121	*0.2*	0	--	0	--	63,465
Luzerne	4,832	*10.6*	164	*0.4*	1	*<0.1*	0	--	45,485
Northampton	1,064	*2.6*	75	*0.2*	0	--	0	--	40,207
Westmoreland	3,288	*6.0*	63	*0.1*	0	--	0	--	54,937
York	1,140	*1.7*	541	*0.8*	0	--	0	--	66,846
4th Class Counties									
Beaver	2,782	*11.5*	48	*0.2*	0	--	0	--	24,109
Butler	952	*5.4*	11	*0.1*	0	--	0	--	17,649
Cambria	394	*2.5*	34	*0.2*	0	--	0	--	15,743
Centre	352	*1.6*	7	*<0.1*	0	--	0	--	21,465
Fayette	448	*3.1*	94	*0.6*	0	--	0	--	14,624
Franklin	75	*0.4*	38	*0.2*	0	--	0	--	16,978
Monroe	456	*1.3*	22	*0.1*	0	--	0	--	34,098
Schuylkill	877	*4.5*	27	*0.1*	1	*<0.1*	0	--	19,454
Washington	2,884	*10.0*	16	*0.1*	1	*<0.1*	0	--	28,732
5th Class Counties									
Adams	123	*0.9*	6	*<0.1*	0	--	0	--	13,004
Blair	207	*1.7*	81	*0.7*	0	--	0	--	12,084
Lawrence	986	*10.6*	15	*0.2*	0	--	0	--	9,331
Lebanon	275	*1.4*	18	*0.1*	0	--	0	--	19,705
Lycoming	92	*0.8*	11	*0.1*	0	--	0	--	11,807
Mercer	231	*1.7*	8	*0.1*	0	--	0	--	13,289
Northumberland	113	*1.3*	12	*0.1*	0	--	0	--	8,769

	Guilty Plea	%	Pre-Dispositional Warrants	%	Trial Guilty	%	Dismissed	%	Withdrawn	%
6th Class Counties										
Armstrong	3,039	*62.0*	194	*4.0*	930	*19.0*	141	*2.9*	234	*4.8*
Bedford	15,946	*88.1*	1,015	*5.6*	574	*3.2*	20	*0.1*	379	*2.1*
Bradford	3,611	*80.1*	121	*2.7*	350	*7.8*	253	*5.6*	98	*2.2*
Carbon	12,404	*79.2*	963	*6.1*	827	*5.3*	419	*2.7*	472	*3.0*
Clarion	6,012	*78.3*	222	*2.9*	336	*4.4*	651	*8.5*	315	*4.1*
Clearfield	10,730	*89.1*	407	*3.4*	444	*3.7*	153	*1.3*	217	*1.8*
Clinton	7,568	*81.8*	754	*8.1*	155	*1.7*	329	*3.6*	377	*4.1*
Columbia	10,043	*77.9*	990	*7.7*	505	*3.9*	54	*0.4*	1,127	*8.7*
Crawford	11,654	*75.1*	513	*3.3*	1,740	*11.2*	204	*1.3*	447	*2.9*
Elk	3,177	*84.0*	77	*2.0*	139	*3.7*	21	*0.6*	278	*7.3*
Greene	3,021	*59.8*	293	*5.8*	977	*19.3*	316	*6.3*	189	*3.7*
Huntingdon	4,451	*92.0*	69	*1.4*	153	*3.2*	22	*0.5*	71	*1.5*
Indiana	9,905	*83.9*	340	*2.9*	771	*6.5*	282	*2.4*	193	*1.6*
Jefferson	6,627	*87.8*	223	*3.0*	194	*2.6*	87	*1.2*	339	*4.5*
McKean	3,253	*75.9*	222	*5.2*	297	*6.9*	351	*8.2*	102	*2.4*
Mifflin	6,247	*91.1*	87	*1.3*	277	*4.0*	28	*0.4*	153	*2.2*
Perry	5,961	*91.3*	207	*3.2*	211	*3.2*	20	*0.3*	101	*1.5*
Pike	4,474	*77.1*	454	*7.8*	313	*5.4*	150	*2.6*	332	*5.7*
Somerset	14,884	*84.2*	719	*4.1*	902	*5.1*	31	*0.2*	827	*4.7*
Susquehanna	3,081	*64.6*	341	*7.2*	446	*9.4*	168	*3.5*	299	*6.3*
Tioga	4,436	*85.9*	135	*2.6*	161	*3.1*	168	*3.3*	216	*4.2*
Venango	5,910	*79.7*	200	*2.7*	534	*7.2*	355	*4.8*	287	*3.9*
Warren	3,435	*79.2*	44	*1.0*	238	*5.5*	455	*10.5*	113	*2.6*
Wayne	3,270	*80.8*	170	*4.2*	193	*4.8*	71	*1.8*	310	*7.7*
7th Class Counties										
Juniata	3,838	*93.3*	67	*1.6*	99	*2.4*	21	*0.5*	69	*1.7*
Snyder	5,182	*85.2*	184	*3.0*	514	*8.5*	75	*1.2*	102	*1.7*
Union	4,913	*92.7*	131	*2.5*	95	*1.8*	44	*0.8*	96	*1.8*
Wyoming	5,036	*82.9*	82	*1.3*	315	*5.2*	283	*4.7*	157	*2.6*
8th Class Counties										
Cameron	999	*88.3*	13	*1.1*	35	*3.1*	21	*1.9*	47	*4.2*
Forest	721	*67.4*	33	*3.1*	27	*2.5*	17	*1.6*	256	*23.9*
Fulton	7,978	*89.0*	397	*4.4*	296	*3.3*	21	*0.2*	211	*2.4*
Montour	2,140	*86.3*	164	*6.6*	55	*2.2*	3	*0.1*	91	*3.7*
Potter	2,284	*81.1*	32	*1.1*	94	*3.3*	290	*10.3*	80	*2.8*
Sullivan	1,855	*88.0*	22	*1.0*	53	*2.5*	124	*5.9*	28	*1.3*

	Trial Not Guilty	%	Uncategorized	%	Post-Dispositional Other	%	Pre-Dispositional Other	%	Total Processed
6th Class Counties									
Armstrong	356	*7.3*	6	*0.1*	0	--	0	--	4,900
Bedford	159	*0.9*	5	*<0.1*	0	--	0	--	18,098
Bradford	71	*1.6*	4	*0.1*	0	--	0	--	4,508
Carbon	479	*3.1*	105	*0.7*	0	--	0	--	15,669
Clarion	140	*1.8*	0	--	0	--	0	--	7,676
Clearfield	97	*0.8*	0	--	0	--	0	--	12,048
Clinton	70	*0.8*	0	--	0	--	0	--	9,253
Columbia	159	*1.2*	9	*0.1*	0	--	0	--	12,887
Crawford	862	*5.6*	97	*0.6*	0	--	0	--	15,517
Elk	92	*2.4*	0	--	0	--	0	--	3,784
Greene	253	*5.0*	5	*0.1*	0	--	0	--	5,054
Huntingdon	65	*1.3*	8	*0.2*	0	--	0	--	4,839
Indiana	315	*2.7*	2	*<0.1*	0	--	0	--	11,808
Jefferson	77	*1.0*	0	--	0	--	0	--	7,547
McKean	62	*1.4*	1	*<0.1*	0	--	0	--	4,288
Mifflin	41	*0.6*	25	*0.4*	0	--	0	--	6,858
Perry	24	*0.4*	3	*<0.1*	0	--	0	--	6,527
Pike	80	*1.4*	1	*<0.1*	0	--	0	--	5,804
Somerset	261	*1.5*	58	*0.3*	0	--	0	--	17,682
Susquehanna	431	*9.0*	1	*<0.1*	0	--	0	--	4,767
Tioga	38	*0.7*	2	*<0.1*	8	*0.2*	0	--	5,164
Venango	65	*0.9*	61	*0.8*	0	--	0	--	7,412
Warren	52	*1.2*	0	--	0	--	0	--	4,337
Wayne	24	*0.6*	9	*0.2*	0	--	0	--	4,047
7th Class Counties									
Juniata	12	*0.3*	4	*0.1*	2	*<0.1*	0	--	4,112
Snyder	17	*0.3*	8	*0.1*	0	--	0	--	6,082
Union	19	*0.4*	0	--	0	--	0	--	5,298
Wyoming	144	*2.4*	58	*1.0*	0	--	0	--	6,075
8th Class Counties									
Cameron	17	*1.5*	0	--	0	--	0	--	1,132
Forest	14	*1.3*	1	*0.1*	0	--	0	--	1,069
Fulton	38	*0.4*	28	*0.3*	0	--	0	--	8,969
Montour	26	*1.0*	0	--	0	--	0	--	2,479
Potter	37	*1.3*	1	*<0.1*	0	--	0	--	2,818
Sullivan	25	*1.2*	0	--	0	--	0	--	2,107

	0-60 Days	%	61-120 Days	%	121-180 Days	%	181-240 Days	%	241-300 Days	%	301-360 Days	%	Over 360 Days	%
2nd Class County														
Allegheny	13,508	*29.1*	6,268	*13.5*	2,680	*5.8*	1,765	*3.8*	1,530	*3.3*	1,196	*2.6*	19,519	*42.0*
2A Class Counties														
Bucks	5,767	*80.9*	1,091	*15.3*	194	*2.7*	27	*0.4*	10	*0.1*	6	*0.1*	33	*0.5*
Delaware	9,490	*58.0*	3,775	*23.1*	1,219	*7.5*	398	*2.4*	152	*0.9*	104	*0.6*	1,222	*7.5*
Montgomery	12,059	*49.3*	4,614	*18.8*	1,637	*6.7*	824	*3.4*	604	*2.5*	405	*1.7*	4,339	*17.7*
3rd Class Counties														
Berks	5,525	*67.5*	1,148	*14.0*	382	*4.7*	217	*2.7*	188	*2.3*	175	*2.1*	545	*6.7*
Chester	5,003	*81.0*	862	*13.9*	186	*3.0*	65	*1.1*	13	*0.2*	6	*0.1*	45	*0.7*
Cumberland	2,700	*84.2*	365	*11.4*	76	*2.4*	18	*0.6*	5	*0.2*	4	*0.1*	39	*1.2*
Dauphin	5,867	*48.4*	2,149	*17.7*	896	*7.4*	460	*3.8*	248	*2.0*	203	*1.7*	2,288	*18.9*
Erie	1,933	*57.6*	341	*10.2*	171	*5.1*	168	*5.0*	131	*3.9*	69	*2.1*	543	*16.2*
Lackawanna	2,689	*13.6*	2,465	*12.5*	221	*1.1*	1,473	*7.5*	63	*0.3*	532	*2.7*	12,290	*62.3*
Lancaster	5,496	*61.8*	1,340	*15.1*	462	*5.2*	276	*3.1*	112	*1.3*	115	*1.3*	1,092	*12.3*
Lehigh	4,356	*76.7*	854	*15.0*	178	*3.1*	49	*0.9*	42	*0.7*	50	*0.9*	147	*2.6*
Luzerne	4,144	*65.2*	924	*14.5*	184	*2.9*	83	*1.3*	62	*1.0*	51	*0.8*	906	*14.3*
Northampton	2,891	*83.1*	305	*8.8*	62	*1.8*	20	*0.6*	16	*0.5*	10	*0.3*	173	*5.0*
Westmoreland	4,556	*68.2*	1,070	*16.0*	359	*5.4*	201	*3.0*	152	*2.3*	25	*0.4*	317	*4.7*
York	2,948	*85.3*	376	*10.9*	74	*2.1*	19	*0.5*	1	*<0.1*	12	*0.3*	28	*0.8*
4th Class Counties														
Beaver	1,884	*55.9*	394	*11.7*	174	*5.2*	59	*1.8*	84	*2.5*	42	*1.2*	734	*21.8*
Butler	1,702	*76.8*	273	*12.3*	59	*2.7*	31	*1.4*	21	*0.9*	13	*0.6*	118	*5.3*
Cambria	812	*85.5*	98	*10.3*	18	*1.9*	5	*0.5*	0	--	1	*0.1*	16	*1.7*
Centre	727	*92.7*	44	*5.6*	6	*0.8*	0	--	1	*0.1*	1	*0.1*	5	*0.6*
Fayette	1,113	*81.6*	209	*15.3*	29	*2.1*	6	*0.4*	0	--	4	*0.3*	3	*0.2*
Franklin	823	*73.7*	65	*5.8*	23	*2.1*	7	*0.6*	5	*0.4*	6	*0.5*	188	*16.8*
Monroe	2,342	*72.6*	549	*17.0*	94	*2.9*	29	*0.9*	16	*0.5*	44	*1.4*	150	*4.7*
Schuylkill	1,272	*59.3*	277	*12.9*	168	*7.8*	138	*6.4*	123	*5.7*	65	*3.0*	103	*4.8*
Washington	2,331	*61.3*	518	*13.6*	184	*4.8*	118	*3.1*	112	*2.9*	86	*2.3*	452	*11.9*
5th Class Counties														
Adams	758	*92.7*	38	*4.6*	10	*1.2*	3	*0.4*	0	--	0	--	9	*1.1*
Blair	620	*81.2*	107	*14.0*	16	*2.1*	10	*1.3*	4	*0.5*	2	*0.3*	5	*0.7*
Lawrence	663	*54.4*	163	*13.4*	88	*7.2*	35	*2.9*	23	*1.9*	25	*2.1*	222	*18.2*
Lebanon	1,341	*75.3*	162	*9.1*	31	*1.7*	27	*1.5*	15	*0.8*	21	*1.2*	185	*10.4*
Lycoming	814	*80.3*	128	*12.6*	30	*3.0*	5	*0.5*	2	*0.2*	1	*0.1*	34	*3.4*
Mercer	529	*87.6*	32	*5.3*	20	*3.3*	8	*1.3*	4	*0.7*	0	--	11	*1.8*
Northumberland	558	*48.5*	191	*16.6*	95	*8.3*	72	*6.3*	23	*2.0*	11	*1.0*	201	*17.5*

	0-60 Days	%	61-120 Days	%	121-180 Days	%	181-240 Days	%	241-300 Days	%	301-360 Days	%	Over 360 Days	%
6th Class Counties														
Armstrong	323	*72.6*	35	*7.9*	20	*4.5*	7	*1.6*	1	*0.2*	0	--	59	*13.3*
Bedford	656	*77.4*	107	*12.6*	20	*2.4*	10	*1.2*	2	*0.2*	5	*0.6*	47	*5.5*
Bradford	159	*75.7*	14	*6.7*	4	*1.9*	4	*1.9*	8	*3.8*	7	*3.3*	14	*6.7*
Carbon	756	*69.3*	183	*16.8*	62	*5.7*	15	*1.4*	11	*1.0*	13	*1.2*	51	*4.7*
Clarion	327	*83.2*	54	*13.7*	4	*1.0*	5	*1.3*	2	*0.5*	0	--	1	*0.3*
Clearfield	370	*86.7*	29	*6.8*	8	*1.9*	3	*0.7*	1	*0.2*	1	*0.2*	15	*3.5*
Clinton	321	*96.4*	11	*3.3*	0	--	0	--	0	--	0	--	1	*0.3*
Columbia	691	*88.5*	56	*7.2*	6	*0.8*	4	*0.5*	1	*0.1*	7	*0.9*	16	*2.0*
Crawford	542	*95.1*	11	*1.9*	1	*0.2*	6	*1.1*	0	--	0	--	10	*1.8*
Elk	100	*95.2*	4	*3.8*	0	--	0	--	0	--	0	--	1	*1.0*
Greene	390	*70.9*	104	*18.9*	17	*3.1*	4	*0.7*	6	*1.1*	7	*1.3*	22	*4.0*
Huntingdon	138	*95.2*	5	*3.4*	2	*1.4*	0	--	0	--	0	--	0	--
Indiana	608	*92.5*	36	*5.5*	8	*1.2*	0	--	0	--	2	*0.3*	3	*0.5*
Jefferson	282	*81.7*	47	*13.6*	10	*2.9*	1	*0.3*	0	--	0	--	5	*1.4*
McKean	175	*78.1*	27	*12.1*	6	*2.7*	0	--	0	--	1	*0.4*	15	*6.7*
Mifflin	277	*89.9*	27	*8.8*	3	*1.0*	0	--	0	--	0	--	1	*0.3*
Perry	366	*89.1*	18	*4.4*	5	*1.2*	7	*1.7*	2	*0.5*	0	--	13	*3.2*
Pike	336	*76.9*	56	*12.8*	11	*2.5*	8	*1.8*	3	*0.7*	3	*0.7*	20	*4.6*
Somerset	678	*83.6*	107	*13.2*	6	*0.7*	10	*1.2*	5	*0.6*	1	*0.1*	4	*0.5*
Susquehanna	416	*80.2*	45	*8.7*	42	*8.1*	10	*1.9*	2	*0.4*	0	--	4	*0.8*
Tioga	219	*79.9*	38	*13.9*	7	*2.6*	7	*2.6*	3	*1.1*	0	--	0	--
Venango	420	*82.5*	29	*5.7*	12	*2.4*	7	*1.4*	0	--	0	--	41	*8.1*
Warren	153	*77.3*	29	*14.6*	5	*2.5*	2	*1.0*	2	*1.0*	0	--	7	*3.5*
Wayne	233	*77.7*	23	*7.7*	7	*2.3*	0	--	0	--	0	--	37	*12.3*
7th Class Counties														
Juniata	176	*72.7*	21	*8.7*	9	*3.7*	1	*0.4*	5	*2.1*	0	--	30	*12.4*
Snyder	374	*96.6*	10	*2.6*	0	--	0	--	0	--	0	--	3	*0.8*
Union	186	*77.5*	37	*15.4*	11	*4.6*	2	*0.8*	0	--	1	*0.4*	3	*1.3*
Wyoming	181	*92.3*	14	*7.1*	0	--	0	--	0	--	0	--	1	*0.5*
8th Class Counties														
Cameron	31	*72.1*	10	*23.3*	0	--	1	*2.3*	0	--	0	--	1	*2.3*
Forest	55	*87.3*	1	*1.6*	0	--	3	*4.8*	2	*3.2*	1	*1.6*	1	*1.6*
Fulton	424	*87.2*	25	*5.1*	10	*2.1*	2	*0.4*	1	*0.2*	0	--	24	*4.9*
Montour	37	*44.0*	16	*19.0*	10	*11.9*	5	*6.0*	1	*1.2*	0	--	15	*17.9*
Potter	73	*98.6*	1	*1.4*	0	--	0	--	0	--	0	--	0	--
Sullivan	48	*90.6*	5	*9.4*	0	--	0	--	0	--	0	--	0	--

2015 Magisterial District Judge State Totals
Non-Traffic

Cases Pending 1/1/15	**75,144**
New Cases Filed	304,665
Active Warrant Status Change	45,641
Bankruptcy Status Change	14
Closed Case Status Change	121
Cases Available for Processing	**425,585**
Cases Processed and Inactive	**351,016**
Cases Pending 12/31/15	**74,569**

Age of Pending Cases

0-60 Days	33,488	*44.9%*
61-120 Days	12,282	*16.5%*
121-180 Days	4,907	*6.6%*
181-240 Days	3,317	*4.4%*
241-300 Days	2,076	*2.8%*
301-360 Days	1,166	*1.6%*
Over 360 Days	17,333	*23.2%*
Total	**74,569**	

Processed By:

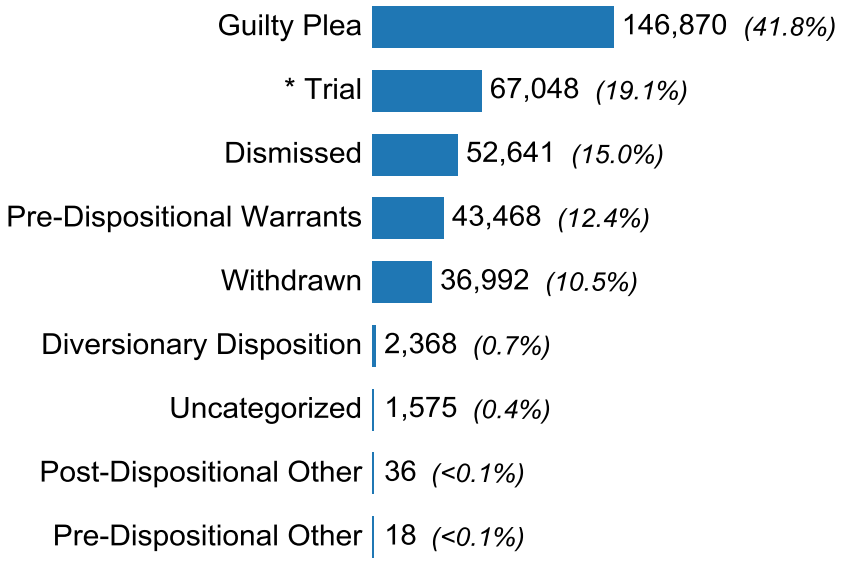

* *Trial Guilty*	*45,842*	*(68.4%)*
Trial Not Guilty	*21,206*	*(31.6%)*

	Cases Pending 1/1/15	New Cases Filed	Active Warrant Status Change	Bankruptcy Status Change	Closed Case Status Change	Cases Available for Processing	Total Cases Processed	Cases Pending 12/31/15
2nd Class County								
Allegheny	16,352	36,601	3,897	0	7	56,857	41,409	15,448
2A Class Counties								
Bucks	1,603	8,868	815	0	4	11,290	9,846	1,444
Delaware	5,376	19,337	7,375	0	13	32,101	26,843	5,258
Montgomery	5,621	16,941	2,956	4	4	25,526	20,756	4,770
3rd Class Counties								
Berks	5,136	19,917	7,246	0	13	32,312	26,605	5,707
Chester	2,502	12,837	1,341	0	2	16,682	14,465	2,217
Cumberland	772	4,792	1,004	0	1	6,569	5,602	967
Dauphin	2,486	8,746	1,838	1	13	13,084	10,321	2,763
Erie	2,521	10,586	1,027	0	7	14,141	11,832	2,309
Lackawanna	3,032	4,957	1,050	0	1	9,040	5,979	3,061
Lancaster	2,341	11,371	1,936	0	11	15,659	13,483	2,176
Lehigh	2,169	11,054	1,703	9	5	14,940	13,034	1,906
Luzerne	3,179	11,397	3,062	0	1	17,639	14,549	3,090
Northampton	877	5,505	835	0	4	7,221	6,549	672
Westmoreland	1,327	5,856	374	0	0	7,557	6,132	1,425
York	1,324	13,381	1,402	0	7	16,114	14,633	1,481
4th Class Counties								
Beaver	997	4,379	222	0	1	5,599	4,438	1,161
Butler	650	4,028	211	0	1	4,890	4,201	689
Cambria	382	3,306	98	0	0	3,786	3,354	432
Centre	558	4,124	137	0	1	4,820	4,363	457
Fayette	868	5,846	512	0	0	7,226	6,414	812
Franklin	2,690	3,331	213	0	0	6,234	4,780	1,454
Monroe	795	4,197	715	0	4	5,711	4,861	850
Schuylkill	1,232	6,108	802	0	2	8,144	6,347	1,797
Washington	1,361	8,144	627	0	1	10,133	8,508	1,625
5th Class Counties								
Adams	230	1,736	329	0	0	2,295	2,088	207
Blair	653	3,347	259	0	0	4,259	3,635	624
Lawrence	660	2,093	254	0	1	3,008	2,457	551
Lebanon	565	4,417	550	0	0	5,532	4,983	549
Lycoming	363	2,608	210	0	0	3,181	2,774	407
Mercer	294	2,018	114	0	2	2,428	2,129	299
Northumberland	615	3,095	200	0	1	3,911	3,299	612

	Cases Pending 1/1/15	New Cases Filed	Active Warrant Status Change	Bankruptcy Status Change	Closed Case Status Change	Cases Available for Processing	Total Cases Processed	Cases Pending 12/31/15
6th Class Counties								
Armstrong	662	2,117	130	0	0	2,909	2,392	517
Bedford	211	1,121	40	0	2	1,374	1,108	266
Bradford	175	1,296	47	0	0	1,518	1,357	161
Carbon	383	2,486	149	0	0	3,018	2,608	410
Clarion	111	982	37	0	0	1,130	989	141
Clearfield	234	1,836	106	0	1	2,177	1,901	276
Clinton	64	901	56	0	1	1,022	926	96
Columbia	151	2,573	231	0	0	2,955	2,769	186
Crawford	311	2,158	49	0	3	2,521	2,324	197
Elk	43	481	21	0	0	545	486	59
Greene	150	1,025	55	0	2	1,232	1,042	190
Huntingdon	89	1,052	56	0	0	1,197	1,084	113
Indiana	403	2,466	141	0	3	3,013	2,741	272
Jefferson	105	812	41	0	0	958	875	83
McKean	144	1,407	109	0	0	1,660	1,423	237
Mifflin	167	1,676	27	0	1	1,871	1,715	156
Perry	383	2,850	449	0	0	3,682	1,796	1,886
Pike	265	1,114	86	0	0	1,465	1,253	212
Somerset	180	1,703	83	0	0	1,966	1,815	151
Susquehanna	122	690	24	0	0	836	658	178
Tioga	100	855	35	0	0	990	830	160
Venango	289	1,255	71	0	0	1,615	1,301	314
Warren	82	872	20	0	1	975	820	155
Wayne	178	1,003	70	0	0	1,251	1,100	151
7th Class Counties								
Juniata	65	1,179	12	0	0	1,256	1,156	100
Snyder	76	631	25	0	0	732	645	87
Union	154	1,137	41	0	0	1,332	1,056	276
Wyoming	84	526	77	0	0	687	647	40
8th Class Counties								
Cameron	34	238	4	0	0	276	225	51
Forest	20	188	3	0	0	211	176	35
Fulton	81	333	3	0	0	417	339	78
Montour	57	249	17	0	0	323	258	65
Potter	19	402	9	0	0	430	398	32
Sullivan	21	128	3	0	0	152	134	18

	Guilty Plea	%	Dismissed	%	Trial Guilty	%	Pre-Dispositional Warrants	%	Withdrawn	%	Trial Not Guilty	%
2nd Class County												
Allegheny	15,914	*38.4*	9,199	*22.2*	6,521	*15.7*	3,675	*8.9*	3,042	*7.3*	2,974	*7.2*
2A Class Counties												
Bucks	4,004	*40.7*	1,309	*13.3*	1,641	*16.7*	938	*9.5*	937	*9.5*	892	*9.1*
Delaware	6,057	*22.6*	3,871	*14.4*	2,773	*10.3*	5,946	*22.2*	6,812	*25.4*	1,068	*4.0*
Montgomery	6,411	*30.9*	3,881	*18.7*	2,589	*12.5*	4,038	*19.5*	2,503	*12.1*	1,209	*5.8*
3rd Class Counties												
Berks	8,605	*32.3*	3,221	*12.1*	2,899	*10.9*	5,520	*20.7*	4,328	*16.3*	1,856	*7.0*
Chester	7,278	*50.3*	2,222	*15.4*	1,510	*10.4*	1,243	*8.6*	1,475	*10.2*	619	*4.3*
Cumberland	2,933	*52.4*	736	*13.1*	767	*13.7*	523	*9.3*	356	*6.4*	119	*2.1*
Dauphin	4,335	*42.0*	917	*8.9*	1,794	*17.4*	2,057	*19.9*	411	*4.0*	581	*5.6*
Erie	4,629	*39.1*	2,129	*18.0*	2,134	*18.0*	921	*7.8*	890	*7.5*	734	*6.2*
Lackawanna	1,825	*30.5*	1,310	*21.9*	604	*10.1*	902	*15.1*	954	*16.0*	334	*5.6*
Lancaster	6,421	*47.6*	1,612	*12.0*	1,591	*11.8*	2,212	*16.4*	1,059	*7.9*	529	*3.9*
Lehigh	4,106	*31.5*	2,933	*22.5*	2,539	*19.5*	1,745	*13.4*	919	*7.1*	719	*5.5*
Luzerne	4,100	*28.2*	2,889	*19.9*	1,611	*11.1*	2,654	*18.2*	2,080	*14.3*	1,171	*8.0*
Northampton	2,752	*42.0*	924	*14.1*	815	*12.4*	790	*12.1*	457	*7.0*	344	*5.3*
Westmoreland	2,763	*45.1*	944	*15.4*	880	*14.4*	544	*8.9*	459	*7.5*	455	*7.4*
York	8,460	*57.8*	860	*5.9*	2,013	*13.8*	1,260	*8.6*	1,047	*7.2*	775	*5.3*
4th Class Counties												
Beaver	2,068	*46.6*	797	*18.0*	582	*13.1*	353	*8.0*	284	*6.4*	313	*7.1*
Butler	2,123	*50.5*	860	*20.5*	630	*15.0*	99	*2.4*	127	*3.0*	354	*8.4*
Cambria	2,323	*69.3*	285	*8.5*	264	*7.9*	184	*5.5*	152	*4.5*	121	*3.6*
Centre	2,245	*51.5*	1,350	*30.9*	294	*6.7*	146	*3.3*	177	*4.1*	145	*3.3*
Fayette	2,640	*41.2*	1,316	*20.5*	936	*14.6*	714	*11.1*	605	*9.4*	169	*2.6*
Franklin	2,313	*48.4*	1,583	*33.1*	411	*8.6*	200	*4.2*	107	*2.2*	128	*2.7*
Monroe	2,112	*43.4*	816	*16.8*	309	*6.4*	657	*13.5*	680	*14.0*	157	*3.2*
Schuylkill	2,692	*42.4*	173	*2.7*	826	*13.0*	1,307	*20.6*	649	*10.2*	643	*10.1*
Washington	3,102	*36.5*	1,092	*12.8*	1,475	*17.3*	756	*8.9*	1,110	*13.0*	896	*10.5*
5th Class Counties												
Adams	1,187	*56.8*	429	*20.5*	243	*11.6*	28	*1.3*	118	*5.7*	80	*3.8*
Blair	1,729	*47.6*	472	*13.0*	368	*10.1*	199	*5.5*	483	*13.3*	351	*9.7*
Lawrence	848	*34.5*	240	*9.8*	399	*16.2*	301	*12.3*	387	*15.8*	268	*10.9*
Lebanon	3,202	*64.3*	141	*2.8*	636	*12.8*	539	*10.8*	247	*5.0*	207	*4.2*
Lycoming	1,758	*63.4*	61	*2.2*	255	*9.2*	250	*9.0*	307	*11.1*	141	*5.1*
Mercer	1,244	*58.4*	179	*8.4*	183	*8.6*	110	*5.2*	318	*14.9*	65	*3.1*
Northumberland	1,490	*45.2*	202	*6.1*	391	*11.9*	613	*18.6*	412	*12.5*	141	*4.3*

	Diversionary Disposition	%	Uncategorized	%	Post-Dispositional Other	%	Pre-Dispositional Other	%	Total Processed
2nd Class County									
Allegheny	67	*0.2*	17	*<0.1*	0	--	0	--	41,409
2A Class Counties									
Bucks	115	*1.2*	7	*0.1*	3	*<0.1*	0	--	9,846
Delaware	86	*0.3*	224	*0.8*	5	*<0.1*	1	*<0.1*	26,843
Montgomery	0	--	113	*0.5*	10	*<0.1*	2	*<0.1*	20,756
3rd Class Counties									
Berks	121	*0.5*	48	*0.2*	0	--	7	*<0.1*	26,605
Chester	0	--	118	*0.8*	0	--	0	--	14,465
Cumberland	35	*0.6*	132	*2.4*	1	*<0.1*	0	--	5,602
Dauphin	135	*1.3*	90	*0.9*	1	*<0.1*	0	--	10,321
Erie	309	*2.6*	85	*0.7*	0	--	1	*<0.1*	11,832
Lackawanna	29	*0.5*	18	*0.3*	3	*0.1*	0	--	5,979
Lancaster	8	*0.1*	51	*0.4*	0	--	0	--	13,483
Lehigh	44	*0.3*	23	*0.2*	1	*<0.1*	5	*<0.1*	13,034
Luzerne	3	*<0.1*	41	*0.3*	0	--	0	--	14,549
Northampton	413	*6.3*	54	*0.8*	0	--	0	--	6,549
Westmoreland	52	*0.8*	35	*0.6*	0	--	0	--	6,132
York	202	*1.4*	16	*0.1*	0	--	0	--	14,633
4th Class Counties									
Beaver	27	*0.6*	13	*0.3*	0	--	1	*<0.1*	4,438
Butler	0	--	7	*0.2*	0	--	1	*<0.1*	4,201
Cambria	4	*0.1*	21	*0.6*	0	--	0	--	3,354
Centre	3	*0.1*	3	*0.1*	0	--	0	--	4,363
Fayette	13	*0.2*	20	*0.3*	1	*<0.1*	0	--	6,414
Franklin	31	*0.6*	7	*0.1*	0	--	0	--	4,780
Monroe	108	*2.2*	22	*0.5*	0	--	0	--	4,861
Schuylkill	8	*0.1*	49	*0.8*	0	--	0	--	6,347
Washington	26	*0.3*	51	*0.6*	0	--	0	--	8,508
5th Class Counties									
Adams	2	*0.1*	1	*<0.1*	0	--	0	--	2,088
Blair	19	*0.5*	14	*0.4*	0	--	0	--	3,635
Lawrence	2	*0.1*	12	*0.5*	0	--	0	--	2,457
Lebanon	5	*0.1*	6	*0.1*	0	--	0	--	4,983
Lycoming	0	--	2	*0.1*	0	--	0	--	2,774
Mercer	26	*1.2*	2	*0.1*	2	*0.1*	0	--	2,129
Northumberland	15	*0.5*	27	*0.8*	8	*0.2*	0	--	3,299

	Guilty Plea	%	Dismissed	%	Trial Guilty	%	Pre-Dispositional Warrants	%	Withdrawn	%	Trial Not Guilty	%
6th Class Counties												
Armstrong	1,163	*48.6*	340	*14.2*	415	*17.3*	149	*6.2*	126	*5.3*	187	*7.8*
Bedford	679	*61.3*	60	*5.4*	132	*11.9*	26	*2.3*	105	*9.5*	92	*8.3*
Bradford	855	*63.0*	199	*14.7*	127	*9.4*	56	*4.1*	42	*3.1*	75	*5.5*
Carbon	1,380	*52.9*	311	*11.9*	358	*13.7*	134	*5.1*	233	*8.9*	180	*6.9*
Clarion	628	*63.5*	92	*9.3*	106	*10.7*	31	*3.1*	77	*7.8*	55	*5.6*
Clearfield	1,166	*61.3*	152	*8.0*	203	*10.7*	105	*5.5*	154	*8.1*	103	*5.4*
Clinton	600	*64.8*	38	*4.1*	64	*6.9*	54	*5.8*	71	*7.7*	94	*10.2*
Columbia	1,607	*58.0*	123	*4.4*	254	*9.2*	256	*9.2*	435	*15.7*	92	*3.3*
Crawford	1,427	*61.4*	106	*4.6*	279	*12.0*	59	*2.5*	201	*8.6*	204	*8.8*
Elk	354	*72.8*	4	*0.8*	52	*10.7*	18	*3.7*	36	*7.4*	22	*4.5*
Greene	364	*34.9*	173	*16.6*	266	*25.5*	88	*8.4*	68	*6.5*	72	*6.9*
Huntingdon	760	*70.1*	44	*4.1*	115	*10.6*	55	*5.1*	46	*4.2*	58	*5.4*
Indiana	1,436	*52.4*	195	*7.1*	463	*16.9*	144	*5.3*	76	*2.8*	209	*7.6*
Jefferson	525	*60.0*	16	*1.8*	121	*13.8*	25	*2.9*	84	*9.6*	104	*11.9*
McKean	901	*63.3*	180	*12.6*	126	*8.9*	74	*5.2*	82	*5.8*	51	*3.6*
Mifflin	977	*57.0*	89	*5.2*	308	*18.0*	20	*1.2*	145	*8.5*	125	*7.3*
Perry	946	*52.7*	385	*21.4*	147	*8.2*	114	*6.3*	119	*6.6*	81	*4.5*
Pike	601	*48.0*	215	*17.2*	207	*16.5*	72	*5.7*	92	*7.3*	64	*5.1*
Somerset	971	*53.5*	15	*0.8*	268	*14.8*	66	*3.6*	83	*4.6*	326	*18.0*
Susquehanna	224	*34.0*	128	*19.5*	74	*11.2*	37	*5.6*	63	*9.6*	127	*19.3*
Tioga	510	*61.4*	158	*19.0*	77	*9.3*	37	*4.5*	24	*2.9*	22	*2.7*
Venango	672	*51.7*	127	*9.8*	205	*15.8*	67	*5.1*	83	*6.4*	41	*3.2*
Warren	571	*69.6*	31	*3.8*	86	*10.5*	14	*1.7*	23	*2.8*	30	*3.7*
Wayne	710	*64.5*	90	*8.2*	92	*8.4*	80	*7.3*	98	*8.9*	19	*1.7*
7th Class Counties												
Juniata	670	*58.0*	57	*4.9*	81	*7.0*	51	*4.4*	279	*24.1*	13	*1.1*
Snyder	406	*62.9*	34	*5.3*	86	*13.3*	62	*9.6*	44	*6.8*	13	*2.0*
Union	679	*64.3*	144	*13.6*	50	*4.7*	61	*5.8*	104	*9.8*	18	*1.7*
Wyoming	391	*60.4*	71	*11.0*	69	*10.7*	15	*2.3*	32	*4.9*	60	*9.3*
8th Class Counties												
Cameron	118	*52.4*	59	*26.2*	18	*8.0*	6	*2.7*	6	*2.7*	18	*8.0*
Forest	139	*79.0*	5	*2.8*	11	*6.3*	6	*3.4*	8	*4.5*	5	*2.8*
Fulton	202	*59.6*	40	*11.8*	51	*15.0*	7	*2.1*	7	*2.1*	31	*9.1*
Montour	163	*63.2*	1	*0.4*	14	*5.4*	34	*13.2*	22	*8.5*	24	*9.3*
Potter	311	*78.1*	4	*1.0*	29	*7.3*	13	*3.3*	24	*6.0*	17	*4.3*
Sullivan	95	*70.9*	2	*1.5*	5	*3.7*	8	*6.0*	8	*6.0*	16	*11.9*

	Diversionary Disposition	%	Uncategorized	%	Post-Dispositional Other	%	Pre-Dispositional Other	%	Total Processed
6th Class Counties									
Armstrong	6	*0.3*	6	*0.3*	0	--	0	--	2,392
Bedford	12	*1.1*	2	*0.2*	0	--	0	--	1,108
Bradford	2	*0.1*	1	*0.1*	0	--	0	--	1,357
Carbon	5	*0.2*	7	*0.3*	0	--	0	--	2,608
Clarion	0	--	0	--	0	--	0	--	989
Clearfield	17	*0.9*	1	*0.1*	0	--	0	--	1,901
Clinton	2	*0.2*	2	*0.2*	1	*0.1*	0	--	926
Columbia	2	*0.1*	0	--	0	--	0	--	2,769
Crawford	0	--	48	*2.1*	0	--	0	--	2,324
Elk	0	--	0	--	0	--	0	--	486
Greene	6	*0.6*	5	*0.5*	0	--	0	--	1,042
Huntingdon	0	--	6	*0.6*	0	--	0	--	1,084
Indiana	217	*7.9*	1	*<0.1*	0	--	0	--	2,741
Jefferson	0	--	0	--	0	--	0	--	875
McKean	3	*0.2*	6	*0.4*	0	--	0	--	1,423
Mifflin	47	*2.7*	4	*0.2*	0	--	0	--	1,715
Perry	0	--	4	*0.2*	0	--	0	--	1,796
Pike	0	--	2	*0.2*	0	--	0	--	1,253
Somerset	0	--	86	*4.7*	0	--	0	--	1,815
Susquehanna	0	--	5	*0.8*	0	--	0	--	658
Tioga	0	--	2	*0.2*	0	--	0	--	830
Venango	75	*5.8*	31	*2.4*	0	--	0	--	1,301
Warren	64	*7.8*	1	*0.1*	0	--	0	--	820
Wayne	2	*0.2*	9	*0.8*	0	--	0	--	1,100
7th Class Counties									
Juniata	0	--	5	*0.4*	0	--	0	--	1,156
Snyder	0	--	0	--	0	--	0	--	645
Union	0	--	0	--	0	--	0	--	1,056
Wyoming	0	--	9	*1.4*	0	--	0	--	647
8th Class Counties									
Cameron	0	--	0	--	0	--	0	--	225
Forest	0	--	2	*1.1*	0	--	0	--	176
Fulton	0	--	1	*0.3*	0	--	0	--	339
Montour	0	--	0	--	0	--	0	--	258
Potter	0	--	0	--	0	--	0	--	398
Sullivan	0	--	0	--	0	--	0	--	134

	0-60 Days	%	61-120 Days	%	121-180 Days	%	181-240 Days	%	241-300 Days	%	301-360 Days	%	Over 360 Days	%
2nd Class County														
Allegheny	4,138	*26.8*	2,483	*16.1*	1,251	*8.1*	802	*5.2*	531	*3.4*	296	*1.9*	5,947	*38.5*
2A Class Counties														
Bucks	957	*66.3*	286	*19.8*	73	*5.1*	57	*3.9*	34	*2.4*	9	*0.6*	28	*1.9*
Delaware	2,212	*42.1*	1,582	*30.1*	555	*10.6*	210	*4.0*	90	*1.7*	51	*1.0*	558	*10.6*
Montgomery	2,053	*43.0*	803	*16.8*	319	*6.7*	220	*4.6*	99	*2.1*	97	*2.0*	1,179	*24.7*
3rd Class Counties														
Berks	3,133	*54.9*	516	*9.0*	164	*2.9*	242	*4.2*	212	*3.7*	108	*1.9*	1,332	*23.3*
Chester	1,197	*54.0*	511	*23.0*	224	*10.1*	119	*5.4*	55	*2.5*	53	*2.4*	58	*2.6*
Cumberland	450	*46.5*	201	*20.8*	58	*6.0*	47	*4.9*	85	*8.8*	34	*3.5*	92	*9.5*
Dauphin	820	*29.7*	490	*17.7*	141	*5.1*	136	*4.9*	126	*4.6*	95	*3.4*	955	*34.6*
Erie	942	*40.8*	342	*14.8*	157	*6.8*	151	*6.5*	90	*3.9*	41	*1.8*	586	*25.4*
Lackawanna	714	*23.3*	304	*9.9*	188	*6.1*	107	*3.5*	71	*2.3*	43	*1.4*	1,634	*53.4*
Lancaster	1,056	*48.5*	445	*20.5*	190	*8.7*	98	*4.5*	55	*2.5*	22	*1.0*	310	*14.2*
Lehigh	1,297	*68.0*	346	*18.2*	58	*3.0*	94	*4.9*	17	*0.9*	8	*0.4*	86	*4.5*
Luzerne	1,194	*38.6*	456	*14.8*	162	*5.2*	181	*5.9*	65	*2.1*	36	*1.2*	996	*32.2*
Northampton	429	*63.8*	123	*18.3*	52	*7.7*	13	*1.9*	8	*1.2*	0	--	47	*7.0*
Westmoreland	612	*42.9*	285	*20.0*	83	*5.8*	77	*5.4*	43	*3.0*	16	*1.1*	309	*21.7*
York	1,139	*76.9*	241	*16.3*	46	*3.1*	18	*1.2*	8	*0.5*	2	*0.1*	27	*1.8*
4th Class Counties														
Beaver	549	*47.3*	187	*16.1*	73	*6.3*	30	*2.6*	22	*1.9*	23	*2.0*	277	*23.9*
Butler	404	*58.6*	151	*21.9*	39	*5.7*	15	*2.2*	8	*1.2*	4	*0.6*	68	*9.9*
Cambria	253	*58.6*	93	*21.5*	26	*6.0*	14	*3.2*	5	*1.2*	4	*0.9*	37	*8.6*
Centre	288	*63.0*	127	*27.8*	24	*5.3*	6	*1.3*	5	*1.1*	0	--	7	*1.5*
Fayette	567	*69.8*	153	*18.8*	52	*6.4*	29	*3.6*	5	*0.6*	0	--	6	*0.7*
Franklin	306	*21.0*	107	*7.4*	22	*1.5*	16	*1.1*	10	*0.7*	11	*0.8*	982	*67.5*
Monroe	418	*49.2*	179	*21.1*	75	*8.8*	29	*3.4*	8	*0.9*	16	*1.9*	125	*14.7*
Schuylkill	683	*38.0*	328	*18.3*	193	*10.7*	210	*11.7*	183	*10.2*	66	*3.7*	134	*7.5*
Washington	645	*39.7*	265	*16.3*	226	*13.9*	97	*6.0*	71	*4.4*	39	*2.4*	282	*17.4*
5th Class Counties														
Adams	161	*77.8*	28	*13.5*	5	*2.4*	5	*2.4*	1	*0.5*	1	*0.5*	6	*2.9*
Blair	404	*64.7*	114	*18.3*	30	*4.8*	28	*4.5*	23	*3.7*	7	*1.1*	18	*2.9*
Lawrence	171	*31.0*	109	*19.8*	38	*6.9*	34	*6.2*	19	*3.4*	11	*2.0*	169	*30.7*
Lebanon	390	*71.0*	56	*10.2*	9	*1.6*	10	*1.8*	4	*0.7*	9	*1.6*	71	*12.9*
Lycoming	249	*61.2*	57	*14.0*	23	*5.7*	11	*2.7*	7	*1.7*	4	*1.0*	56	*13.8*
Mercer	217	*72.6*	40	*13.4*	9	*3.0*	5	*1.7*	4	*1.3*	3	*1.0*	21	*7.0*
Northumberland	292	*47.7*	130	*21.2*	65	*10.6*	31	*5.1*	8	*1.3*	7	*1.1*	79	*12.9*

	0-60 Days	%	61-120 Days	%	121-180 Days	%	181-240 Days	%	241-300 Days	%	301-360 Days	%	Over 360 Days	%
6th Class Counties														
Armstrong	214	*41.4*	36	*7.0*	6	*1.2*	9	*1.7*	4	*0.8*	4	*0.8*	244	*47.2*
Bedford	206	*77.4*	31	*11.7*	6	*2.3*	2	*0.8*	1	*0.4*	0	--	20	*7.5*
Bradford	106	*65.8*	20	*12.4*	10	*6.2*	8	*5.0*	3	*1.9*	0	--	14	*8.7*
Carbon	231	*56.3*	63	*15.4*	25	*6.1*	26	*6.3*	5	*1.2*	6	*1.5*	54	*13.2*
Clarion	116	*82.3*	19	*13.5*	1	*0.7*	1	*0.7*	0	--	0	--	4	*2.8*
Clearfield	166	*60.1*	24	*8.7*	21	*7.6*	10	*3.6*	7	*2.5*	2	*0.7*	46	*16.7*
Clinton	81	*84.4*	10	*10.4*	1	*1.0*	0	--	0	--	0	--	4	*4.2*
Columbia	136	*73.1*	37	*19.9*	7	*3.8*	3	*1.6*	2	*1.1*	0	--	1	*0.5*
Crawford	140	*71.1*	9	*4.6*	16	*8.1*	4	*2.0*	1	*0.5*	0	--	27	*13.7*
Elk	58	*98.3*	0	--	0	--	0	--	0	--	0	--	1	*1.7*
Greene	134	*70.5*	34	*17.9*	14	*7.4*	1	*0.5*	3	*1.6*	1	*0.5*	3	*1.6*
Huntingdon	103	*91.2*	5	*4.4*	1	*0.9*	0	--	0	--	0	--	4	*3.5*
Indiana	191	*70.2*	62	*22.8*	3	*1.1*	4	*1.5*	1	*0.4*	2	*0.7*	9	*3.3*
Jefferson	62	*74.7*	15	*18.1*	1	*1.2*	0	--	0	--	0	--	5	*6.0*
McKean	169	*71.3*	26	*11.0*	13	*5.5*	6	*2.5*	1	*0.4*	0	--	22	*9.3*
Mifflin	91	*58.3*	26	*16.7*	21	*13.5*	9	*5.8*	2	*1.3*	2	*1.3*	5	*3.2*
Perry	1,684	*89.3*	24	*1.3*	6	*0.3*	25	*1.3*	22	*1.2*	1	*0.1*	124	*6.6*
Pike	91	*42.9*	32	*15.1*	21	*9.9*	28	*13.2*	17	*8.0*	10	*4.7*	13	*6.1*
Somerset	105	*69.5*	21	*13.9*	10	*6.6*	4	*2.6*	0	--	0	--	11	*7.3*
Susquehanna	114	*64.0*	30	*16.9*	5	*2.8*	5	*2.8*	2	*1.1*	4	*2.2*	18	*10.1*
Tioga	102	*63.8*	37	*23.1*	8	*5.0*	3	*1.9*	6	*3.8*	0	--	4	*2.5*
Venango	137	*43.6*	26	*8.3*	36	*11.5*	8	*2.5*	16	*5.1*	6	*1.9*	85	*27.1*
Warren	128	*82.6*	19	*12.3*	2	*1.3*	0	--	0	--	0	--	6	*3.9*
Wayne	98	*64.9*	23	*15.2*	2	*1.3*	1	*0.7*	0	--	2	*1.3*	25	*16.6*
7th Class Counties														
Juniata	76	*76.0*	11	*11.0*	1	*1.0*	1	*1.0*	2	*2.0*	2	*2.0*	7	*7.0*
Snyder	69	*79.3*	12	*13.8*	0	--	0	--	0	--	0	--	6	*6.9*
Union	149	*54.0*	73	*26.4*	22	*8.0*	12	*4.3*	5	*1.8*	5	*1.8*	10	*3.6*
Wyoming	36	*90.0*	2	*5.0*	1	*2.5*	0	--	1	*2.5*	0	--	0	--
8th Class Counties														
Cameron	30	*58.8*	3	*5.9*	0	--	0	--	0	--	0	--	18	*35.3*
Forest	23	*65.7*	2	*5.7*	8	*22.9*	0	--	0	--	0	--	2	*5.7*
Fulton	40	*51.3*	5	*6.4*	0	--	0	--	3	*3.8*	1	*1.3*	29	*37.2*
Montour	19	*29.2*	4	*6.2*	7	*10.8*	5	*7.7*	0	--	2	*3.1*	28	*43.1*
Potter	26	*81.3*	3	*9.4*	1	*3.1*	0	--	0	--	0	--	2	*6.3*
Sullivan	17	*94.4*	0	--	1	*5.6*	0	--	0	--	0	--	0	--

2015 Magisterial District Judge State Totals
Arrest Warrants

	Criminal	Private Summary Complaints	Private Criminal Complaints	Traffic	Non-Traffic
Pre-Dispositional Arrest Warrants					
Pending from Prior Period	28,538	60,468	6,812	578,989	256,108
Issued	56,078	10,543	1,231	364,686	90,983
Total Warrants	**84,616**	**71,011**	**8,043**	**943,675**	**347,091**
Returned Served	45,448	5,858	722	168,147	42,460
Cancelled	10,805	8,232	959	190,344	50,407
Total Removed from Inventory	**56,253**	**14,090**	**1,681**	**358,491**	**92,867**
Pending 0-30 Days	2,196	490	49	22,615	4,430
Pending 31-60 Days	1,228	323	54	14,371	3,703
Pending Over 60 Days	24,939	56,108	6,259	548,198	246,091
Total Pending Warrants at Year End	**28,363**	**56,921**	**6,362**	**585,184**	**254,224**
Post-Dispositional Arrest Warrants					
Pending from Prior Period	2,923	59,498	460	434,802	236,587
Issued	467	20,648	33	292,223	105,997
Total Warrants	**3,390**	**80,146**	**493**	**727,025**	**342,584**
Served	213	10,419	19	158,017	53,734
Cancelled	414	8,716	51	115,606	42,972
Total Removed from Inventory	**627**	**19,135**	**70**	**273,623**	**96,706**
Pending 0-30 Days	4	1,369	0	18,278	6,131
Pending 31-60 Days	2	753	0	10,154	3,972
Pending Over 60 Days	2,757	58,889	423	424,970	235,775
Total Pending Warrants at Year End	**2,763**	**61,011**	**423**	**453,402**	**245,878**

	Pending from Prior Period	Issued	Total Warrants	Returned Served	Cancelled	Total Removed from Inventory	Pending: 0-30 Days	Pending: 31-60 Days	Pending: Over 60 Days	Total Pending Warrants at Year End
2nd Class County										
Allegheny	2,340	11,417	13,757	8,735	2,678	11,413	446	206	1,692	2,344
2A Class Counties										
Bucks	833	2,110	2,943	1,887	159	2,046	68	48	781	897
Delaware	3,510	2,981	6,491	2,428	467	2,895	134	70	3,392	3,596
Montgomery	2,064	2,756	4,820	2,476	588	3,064	92	57	1,607	1,756
3rd Class Counties										
Berks	1,262	2,342	3,604	2,248	100	2,348	91	50	1,115	1,256
Chester	831	1,804	2,635	1,605	196	1,801	75	45	714	834
Cumberland	282	907	1,189	640	260	900	28	23	238	289
Dauphin	1,763	2,036	3,799	1,739	293	2,032	94	64	1,609	1,767
Erie	469	1,109	1,578	901	186	1,087	53	27	411	491
Lackawanna	1,207	1,269	2,476	989	290	1,279	52	33	1,112	1,197
Lancaster	1,589	2,285	3,874	1,523	671	2,194	101	77	1,502	1,680
Lehigh	1,804	1,289	3,093	1,151	176	1,327	66	35	1,665	1,766
Luzerne	1,490	1,746	3,236	1,427	518	1,945	77	43	1,171	1,291
Northampton	498	1,289	1,787	1,165	149	1,314	43	27	403	473
Westmoreland	675	1,886	2,561	1,647	258	1,905	69	30	557	656
York	1,192	1,967	3,159	1,137	865	2,002	70	45	1,042	1,157
4th Class Counties										
Beaver	563	1,246	1,809	1,060	154	1,214	52	28	515	595
Butler	195	738	933	644	83	727	22	15	169	206
Cambria	165	780	945	531	210	741	25	13	166	204
Centre	141	291	432	247	33	280	9	6	137	152
Fayette	233	830	1,063	727	113	840	34	22	167	223
Franklin	283	459	742	382	91	473	23	20	226	269
Monroe	612	1,051	1,663	784	226	1,010	46	19	588	653
Schuylkill	417	1,031	1,448	906	147	1,053	45	28	322	395
Washington	643	899	1,542	709	212	921	41	10	570	621
5th Class Counties										
Adams	145	215	360	125	74	199	16	6	139	161
Blair	289	822	1,111	693	122	815	26	14	256	296
Lawrence	167	476	643	424	33	457	15	11	160	186
Lebanon	244	429	673	339	86	425	23	9	216	248
Lycoming	232	612	844	575	35	610	12	6	216	234
Mercer	273	763	1,036	641	125	766	25	18	227	270
Northumberland	196	689	885	495	152	647	35	15	188	238

	Pending from Prior Period	Issued	Total Warrants	Returned Served	Cancelled	Total Removed from Inventory	Pending: 0-30 Days	Pending: 31-60 Days	Pending: Over 60 Days	Total Pending Warrants at Year End
6th Class Counties										
Armstrong	103	289	392	226	55	281	15	4	92	111
Bedford	65	180	245	151	26	177	7	3	58	68
Bradford	150	293	443	234	69	303	9	4	127	140
Carbon	123	369	492	345	20	365	15	11	101	127
Clarion	26	138	164	94	51	145	0	2	17	19
Clearfield	216	165	381	135	33	168	1	4	208	213
Clinton	36	355	391	110	254	364	11	4	12	27
Columbia	75	237	312	206	37	243	11	1	57	69
Crawford	57	170	227	153	21	174	3	7	43	53
Elk	48	112	160	88	30	118	0	5	37	42
Greene	25	184	209	159	16	175	5	5	24	34
Huntingdon	50	202	252	182	16	198	6	6	42	54
Indiana	49	270	319	241	32	273	5	4	37	46
Jefferson	38	131	169	97	28	125	3	2	39	44
McKean	110	178	288	148	21	169	9	4	106	119
Mifflin	37	201	238	177	17	194	5	1	38	44
Perry	18	144	162	108	33	141	4	6	11	21
Pike	105	158	263	128	21	149	12	3	99	114
Somerset	34	260	294	217	40	257	5	1	31	37
Susquehanna	96	124	220	104	29	133	8	1	78	87
Tioga	37	176	213	120	40	160	7	1	45	53
Venango	84	184	268	157	24	181	6	2	79	87
Warren	53	175	228	144	29	173	7	10	38	55
Wayne	83	136	219	110	21	131	8	5	75	88
7th Class Counties										
Juniata	11	89	100	81	10	91	0	0	9	9
Snyder	34	123	157	115	9	124	3	2	28	33
Union	29	64	93	51	9	60	10	1	22	33
Wyoming	52	209	261	193	28	221	6	5	29	40
8th Class Counties										
Cameron	4	15	19	10	4	14	0	0	5	5
Forest	3	8	11	7	2	9	1	0	1	2
Fulton	5	42	47	27	7	34	3	2	8	13
Montour	36	66	102	57	5	62	1	2	37	40
Potter	24	80	104	67	15	82	2	0	20	22
Sullivan	15	27	42	26	3	29	0	0	13	13

	Pending from Prior Period	Issued	Total Warrants	Returned Served	Cancelled	Total Removed from Inventory	Pending: 0-30 Days	Pending: 31-60 Days	Pending: Over 60 Days	Total Pending Warrants at Year End
2nd Class County										
Allegheny	90	134	224	34	124	158	1	0	65	66
2A Class Counties										
Bucks	5	4	9	1	3	4	0	0	5	5
Delaware	89	14	103	8	14	22	0	0	81	81
Montgomery	314	31	345	24	32	56	0	1	288	289
3rd Class Counties										
Berks	27	6	33	5	3	8	0	0	25	25
Chester	521	8	529	3	4	7	1	0	521	522
Cumberland	11	15	26	9	9	18	0	0	8	8
Dauphin	372	12	384	10	14	24	0	0	360	360
Erie	47	5	52	0	8	8	0	0	44	44
Lackawanna	110	10	120	6	5	11	0	0	109	109
Lancaster	182	17	199	4	24	28	0	0	171	171
Lehigh	31	9	40	3	7	10	0	0	30	30
Luzerne	189	18	207	6	18	24	2	0	181	183
Northampton	47	11	58	6	5	11	0	0	47	47
Westmoreland	41	23	64	10	13	23	0	0	41	41
York	307	9	316	5	11	16	0	0	300	300
4th Class Counties										
Beaver	21	15	36	5	13	18	0	0	18	18
Butler	30	8	38	4	7	11	0	0	27	27
Cambria	2	5	7	3	3	6	0	0	1	1
Centre	0	0	0	0	0	0	0	0	0	0
Fayette	9	10	19	13	3	16	0	0	3	3
Franklin	7	2	9	2	1	3	0	0	6	6
Monroe	86	6	92	3	5	8	0	0	84	84
Schuylkill	4	13	17	8	5	13	0	0	4	4
Washington	61	4	65	0	15	15	0	0	50	50
5th Class Counties										
Adams	13	0	13	0	1	1	0	0	12	12
Blair	11	15	26	12	3	15	0	0	11	11
Lawrence	4	0	4	0	1	1	0	0	3	3
Lebanon	0	2	2	2	0	2	0	0	0	0
Lycoming	22	4	26	4	0	4	0	0	22	22
Mercer	25	7	32	3	6	9	0	0	23	23
Northumberland	50	11	61	9	6	15	0	0	46	46

	Pending from Prior Period	Issued	Total Warrants	Returned Served	Cancelled	Total Removed from Inventory	Pending: 0-30 Days	Pending: 31-60 Days	Pending: Over 60 Days	Total Pending Warrants at Year End
6th Class Counties										
Armstrong	7	10	17	2	5	7	0	0	10	10
Bedford	4	3	7	0	5	5	0	0	2	2
Bradford	1	2	3	0	2	2	0	0	1	1
Carbon	3	0	3	1	0	1	0	0	2	2
Clarion	7	3	10	0	6	6	0	0	4	4
Clearfield	37	3	40	0	6	6	0	0	34	34
Clinton	0	1	1	0	1	1	0	0	0	0
Columbia	1	1	2	1	0	1	0	0	1	1
Crawford	2	1	3	1	0	1	0	0	2	2
Elk	0	2	2	0	1	1	0	0	1	1
Greene	2	0	2	0	1	1	0	0	1	1
Huntingdon	2	0	2	0	0	0	0	0	2	2
Indiana	3	0	3	0	1	1	0	0	2	2
Jefferson	1	0	1	0	0	0	0	0	1	1
McKean	4	0	4	0	1	1	0	0	3	3
Mifflin	0	1	1	1	0	1	0	0	0	0
Perry	0	1	1	1	0	1	0	0	0	0
Pike	13	0	13	0	0	0	0	0	13	13
Somerset	2	0	2	0	0	0	0	0	2	2
Susquehanna	9	0	9	1	0	1	0	0	8	8
Tioga	5	0	5	0	1	1	0	0	4	4
Venango	42	5	47	2	18	20	0	0	27	27
Warren	1	0	1	0	0	0	0	0	1	1
Wayne	29	0	29	0	1	1	0	0	28	28
7th Class Counties										
Juniata	0	0	0	0	0	0	0	0	0	0
Snyder	3	1	4	0	0	0	0	0	4	4
Union	14	2	16	0	0	0	0	1	15	16
Wyoming	0	0	0	0	0	0	0	0	0	0
8th Class Counties										
Cameron	0	0	0	0	0	0	0	0	0	0
Forest	0	0	0	0	0	0	0	0	0	0
Fulton	2	0	2	0	0	0	0	0	2	2
Montour	0	0	0	0	0	0	0	0	0	0
Potter	0	2	2	0	2	2	0	0	0	0
Sullivan	1	1	2	1	0	1	0	0	1	1

	Pending from Prior Period	Issued	Total Warrants	Returned Served	Cancelled	Total Removed from Inventory	Pending: 0-30 Days	Pending: 31-60 Days	Pending: Over 60 Days	Total Pending Warrants at Year End
2nd Class County										
Allegheny	9,490	1,447	10,937	584	1,138	1,722	97	89	9,029	9,215
2A Class Counties										
Bucks	132	2	134	5	5	10	0	1	123	124
Delaware	2,056	103	2,159	41	69	110	10	6	2,033	2,049
Montgomery	1,386	28	1,414	8	41	49	4	5	1,356	1,365
3rd Class Counties										
Berks	894	318	1,212	204	333	537	22	7	646	675
Chester	60	36	96	9	37	46	2	1	47	50
Cumberland	1,691	171	1,862	50	473	523	13	0	1,326	1,339
Dauphin	17,251	158	17,409	202	263	465	5	19	16,920	16,944
Erie	1,783	421	2,204	184	266	450	33	22	1,699	1,754
Lackawanna	649	268	917	114	174	288	11	7	611	629
Lancaster	937	227	1,164	113	299	412	7	3	742	752
Lehigh	2,308	137	2,445	68	958	1,026	23	6	1,390	1,419
Luzerne	2,492	173	2,665	62	142	204	4	7	2,450	2,461
Northampton	377	135	512	74	171	245	10	5	252	267
Westmoreland	2,647	607	3,254	448	116	564	28	29	2,633	2,690
York	2,603	1,884	4,487	1,156	1,077	2,233	29	11	2,214	2,254
4th Class Counties										
Beaver	730	89	819	45	44	89	3	1	726	730
Butler	671	83	754	34	121	155	1	4	594	599
Cambria	467	135	602	57	58	115	1	8	478	487
Centre	27	23	50	14	14	28	1	1	20	22
Fayette	148	293	441	259	59	318	6	3	114	123
Franklin	427	284	711	261	32	293	8	3	407	418
Monroe	1,661	334	1,995	93	166	259	14	8	1,714	1,736
Schuylkill	105	29	134	11	18	29	3	1	101	105
Washington	1,137	173	1,310	96	122	218	13	4	1,075	1,092
5th Class Counties										
Adams	566	380	946	270	598	868	12	2	64	78
Blair	712	275	987	174	134	308	12	11	656	679
Lawrence	108	10	118	5	3	8	3	0	107	110
Lebanon	37	48	85	33	23	56	0	2	27	29
Lycoming	880	126	1,006	18	90	108	6	8	884	898
Mercer	265	114	379	76	33	109	8	7	255	270
Northumberland	349	315	664	133	89	222	0	5	437	442

	Pending from Prior Period	Issued	Total Warrants	Returned Served	Cancelled	Total Removed from Inventory	Pending: 0-30 Days	Pending: 31-60 Days	Pending: Over 60 Days	Total Pending Warrants at Year End
6th Class Counties										
Armstrong	156	84	240	46	60	106	9	1	124	134
Bedford	272	33	305	15	20	35	2	0	268	270
Bradford	76	87	163	48	32	80	4	1	78	83
Carbon	10	3	13	3	4	7	0	0	6	6
Clarion	123	76	199	33	47	80	4	3	112	119
Clearfield	622	37	659	34	19	53	3	0	603	606
Clinton	0	6	6	1	4	5	0	1	0	1
Columbia	77	244	321	28	192	220	15	4	82	101
Crawford	406	39	445	32	21	53	4	0	388	392
Elk	27	81	108	23	41	64	3	1	40	44
Greene	224	157	381	140	51	191	4	0	186	190
Huntingdon	12	23	35	15	10	25	1	1	8	10
Indiana	81	144	225	59	53	112	15	12	86	113
Jefferson	70	75	145	67	29	96	2	0	47	49
McKean	304	109	413	28	86	114	1	4	294	299
Mifflin	45	33	78	30	6	36	2	0	40	42
Perry	1,691	54	1,745	162	47	209	7	4	1,525	1,536
Pike	86	19	105	2	32	34	0	0	71	71
Somerset	78	30	108	25	27	52	1	0	55	56
Susquehanna	55	26	81	6	15	21	1	0	59	60
Tioga	11	8	19	3	10	13	1	0	5	6
Venango	123	113	236	48	78	126	1	1	108	110
Warren	63	7	70	6	2	8	0	0	62	62
Wayne	348	78	426	28	73	101	7	1	317	325
7th Class Counties										
Juniata	7	8	15	3	3	6	2	0	7	9
Snyder	70	45	115	24	5	29	4	0	82	86
Union	25	12	37	5	1	6	2	3	26	31
Wyoming	221	35	256	22	87	109	5	0	142	147
8th Class Counties										
Cameron	37	4	41	2	1	3	1	0	37	38
Forest	4	0	4	0	0	0	0	0	4	4
Fulton	12	4	16	3	0	3	0	0	13	13
Montour	83	43	126	16	10	26	0	0	100	100
Potter	0	0	0	0	0	0	0	0	0	0
Sullivan	3	0	3	0	0	0	0	0	3	3

	Pending from Prior Period	Issued	Total Warrants	Returned Served	Cancelled	Total Removed from Inventory	Pending: 0-30 Days	Pending: 31-60 Days	Pending: Over 60 Days	Total Pending Warrants at Year End
2nd Class County										
Allegheny	14,026	3,141	17,167	1,179	1,442	2,621	380	103	14,063	14,546
2A Class Counties										
Bucks	400	13	413	8	10	18	2	2	391	395
Delaware	4,421	705	5,126	230	181	411	12	30	4,673	4,715
Montgomery	2,116	110	2,226	15	40	55	45	1	2,125	2,171
3rd Class Counties										
Berks	1,881	197	2,078	182	79	261	10	20	1,787	1,817
Chester	44	115	159	43	61	104	14	0	41	55
Cumberland	664	535	1,199	159	476	635	24	15	525	564
Dauphin	4,684	719	5,403	415	270	685	22	30	4,666	4,718
Erie	1,728	513	2,241	299	214	513	25	10	1,693	1,728
Lackawanna	1,700	414	2,114	75	252	327	27	2	1,758	1,787
Lancaster	1,634	331	1,965	186	141	327	8	16	1,614	1,638
Lehigh	1,105	231	1,336	124	83	207	11	13	1,105	1,129
Luzerne	6,416	766	7,182	281	296	577	49	75	6,481	6,605
Northampton	1,731	210	1,941	130	46	176	17	4	1,744	1,765
Westmoreland	2,248	513	2,761	374	110	484	44	19	2,214	2,277
York	2,729	4,521	7,250	2,397	1,896	4,293	311	183	2,463	2,957
4th Class Counties										
Beaver	881	297	1,178	189	78	267	9	11	891	911
Butler	362	137	499	56	109	165	8	7	319	334
Cambria	724	484	1,208	221	212	433	17	22	736	775
Centre	25	86	111	29	47	76	6	3	26	35
Fayette	465	580	1,045	472	70	542	28	12	463	503
Franklin	159	295	454	196	40	236	4	10	204	218
Monroe	645	130	775	36	195	231	7	4	533	544
Schuylkill	137	29	166	11	34	45	0	0	121	121
Washington	1,904	890	2,794	626	201	827	18	36	1,913	1,967
5th Class Counties										
Adams	394	460	854	331	149	480	9	9	356	374
Blair	355	313	668	172	153	325	27	2	314	343
Lawrence	114	29	143	3	22	25	6	0	112	118
Lebanon	19	89	108	49	16	65	0	0	43	43
Lycoming	463	97	560	15	64	79	7	5	469	481
Mercer	369	404	773	284	86	370	24	16	363	403
Northumberland	440	323	763	122	118	240	14	8	501	523

	Pending from Prior Period	Issued	Total Warrants	Returned Served	Cancelled	Total Removed from Inventory	Pending: 0-30 Days	Pending: 31-60 Days	Pending: Over 60 Days	Total Pending Warrants at Year End
6th Class Counties										
Armstrong	102	150	252	95	51	146	8	2	96	106
Bedford	151	62	213	39	24	63	0	0	150	150
Bradford	88	196	284	155	36	191	9	1	83	93
Carbon	29	8	37	9	1	10	1	0	26	27
Clarion	159	173	332	60	198	258	12	1	61	74
Clearfield	398	163	561	139	61	200	5	6	350	361
Clinton	0	1	1	0	1	1	0	0	0	0
Columbia	134	284	418	18	231	249	20	11	138	169
Crawford	278	84	362	54	20	74	10	3	275	288
Elk	22	64	86	6	48	54	1	7	24	32
Greene	158	218	376	146	89	235	7	0	134	141
Huntingdon	13	24	37	13	6	19	0	0	18	18
Indiana	42	72	114	25	30	55	7	7	45	59
Jefferson	69	111	180	87	26	113	7	2	58	67
McKean	401	229	630	95	139	234	33	7	356	396
Mifflin	46	34	80	34	9	43	0	0	37	37
Perry	141	104	245	92	18	110	14	0	121	135
Pike	124	38	162	11	43	54	0	0	108	108
Somerset	65	82	147	45	15	60	8	0	79	87
Susquehanna	141	19	160	1	13	14	2	0	144	146
Tioga	135	48	183	10	41	51	1	3	128	132
Venango	510	349	859	158	206	364	18	3	474	495
Warren	102	39	141	16	39	55	0	1	85	86
Wayne	729	65	794	22	25	47	3	6	738	747
7th Class Counties										
Juniata	5	10	15	11	1	12	0	0	3	3
Snyder	193	194	387	112	62	174	12	23	178	213
Union	74	20	94	9	6	15	1	1	77	79
Wyoming	104	62	166	17	50	67	3	0	96	99
8th Class Counties										
Cameron	18	4	22	1	4	5	1	0	16	17
Forest	6	4	10	4	0	4	0	0	6	6
Fulton	23	32	55	3	26	29	0	1	25	26
Montour	42	22	64	23	3	26	0	0	38	38
Potter	9	6	15	0	3	3	1	0	11	12
Sullivan	4	0	4	0	0	0	0	0	4	4

	Pending from Prior Period	Issued	Total Warrants	Returned Served	Cancelled	Total Removed from Inventory	Pending: 0-30 Days	Pending: 31-60 Days	Pending: Over 60 Days	Total Pending Warrants at Year End
2nd Class County										
Allegheny	592	376	968	186	190	376	7	9	576	592
2A Class Counties										
Bucks	5	0	5	0	0	0	0	0	5	5
Delaware	817	11	828	9	29	38	0	1	789	790
Montgomery	18	11	29	3	11	14	2	0	13	15
3rd Class Counties										
Berks	9	11	20	10	0	10	0	0	10	10
Chester	26	14	40	13	1	14	0	0	26	26
Cumberland	13	7	20	4	5	9	0	0	11	11
Dauphin	730	34	764	20	18	38	0	7	719	726
Erie	136	30	166	24	14	38	1	2	125	128
Lackawanna	346	34	380	11	15	26	1	1	352	354
Lancaster	363	75	438	28	70	98	4	5	331	340
Lehigh	497	44	541	18	19	37	3	1	500	504
Luzerne	736	61	797	29	386	415	4	6	372	382
Northampton	44	35	79	21	4	25	1	6	47	54
Westmoreland	574	249	823	188	41	229	13	9	572	594
York	124	3	127	1	3	4	0	0	123	123
4th Class Counties										
Beaver	72	9	81	10	2	12	3	1	65	69
Butler	44	16	60	12	17	29	0	1	30	31
Cambria	44	13	57	7	8	15	0	2	40	42
Centre	2	0	2	0	0	0	0	0	2	2
Fayette	45	14	59	13	4	17	0	1	41	42
Franklin	57	8	65	11	2	13	0	0	52	52
Monroe	350	13	363	6	42	48	0	1	314	315
Schuylkill	23	1	24	1	1	2	0	0	22	22
Washington	184	20	204	21	2	23	0	0	181	181
5th Class Counties										
Adams	83	4	87	4	2	6	0	0	81	81
Blair	280	54	334	23	33	56	5	0	273	278
Lawrence	3	1	4	1	0	1	0	0	3	3
Lebanon	1	0	1	0	0	0	0	0	1	1
Lycoming	39	6	45	2	4	6	0	0	39	39
Mercer	11	6	17	3	3	6	0	0	11	11
Northumberland	2	2	4	2	0	2	0	0	2	2

	Pending from Prior Period	Issued	Total Warrants	Returned Served	Cancelled	Total Removed from Inventory	Pending: 0-30 Days	Pending: 31-60 Days	Pending: Over 60 Days	Total Pending Warrants at Year End
6th Class Counties										
Armstrong	7	0	7	0	0	0	0	0	7	7
Bedford	18	4	22	4	0	4	0	0	18	18
Bradford	56	7	63	6	1	7	0	0	56	56
Carbon	0	0	0	0	0	0	0	0	0	0
Clarion	6	8	14	1	5	6	2	0	6	8
Clearfield	190	6	196	7	0	7	0	0	189	189
Clinton	0	0	0	0	0	0	0	0	0	0
Columbia	13	5	18	0	5	5	0	0	13	13
Crawford	10	5	15	4	3	7	0	0	8	8
Elk	0	0	0	0	0	0	0	0	0	0
Greene	10	8	18	2	2	4	2	0	12	14
Huntingdon	0	0	0	0	0	0	0	0	0	0
Indiana	1	4	5	2	1	3	0	0	2	2
Jefferson	6	0	6	0	0	0	0	0	6	6
McKean	55	2	57	0	4	4	1	0	52	53
Mifflin	18	4	22	3	2	5	0	0	17	17
Perry	0	0	0	0	0	0	0	0	0	0
Pike	16	0	16	0	0	0	0	0	16	16
Somerset	8	4	12	4	1	5	0	0	7	7
Susquehanna	0	0	0	0	0	0	0	0	0	0
Tioga	0	0	0	0	0	0	0	0	0	0
Venango	0	0	0	0	0	0	0	0	0	0
Warren	2	0	2	0	0	0	0	0	2	2
Wayne	85	7	92	4	4	8	0	1	83	84
7th Class Counties										
Juniata	3	4	7	4	0	4	0	0	3	3
Snyder	3	0	3	0	0	0	0	0	3	3
Union	13	0	13	0	0	0	0	0	13	13
Wyoming	12	1	13	0	5	5	0	0	8	8
8th Class Counties										
Cameron	2	0	2	0	0	0	0	0	2	2
Forest	0	0	0	0	0	0	0	0	0	0
Fulton	2	0	2	0	0	0	0	0	2	2
Montour	6	0	6	0	0	0	0	0	6	6
Potter	0	0	0	0	0	0	0	0	0	0
Sullivan	0	0	0	0	0	0	0	0	0	0

	Pending from Prior Period	Issued	Total Warrants	Returned Served	Cancelled	Total Removed from Inventory	Pending: 0-30 Days	Pending: 31-60 Days	Pending: Over 60 Days	Total Pending Warrants at Year End
2nd Class County										
Allegheny	44	10	54	4	16	20	0	0	34	34
2A Class Counties										
Bucks	0	0	0	0	0	0	0	0	0	0
Delaware	14	1	15	0	1	1	0	0	14	14
Montgomery	10	0	10	0	0	0	0	0	10	10
3rd Class Counties										
Berks	0	0	0	0	0	0	0	0	0	0
Chester	110	0	110	0	0	0	0	0	110	110
Cumberland	0	0	0	0	0	0	0	0	0	0
Dauphin	18	0	18	0	1	1	0	0	17	17
Erie	10	1	11	1	0	1	0	0	10	10
Lackawanna	8	0	8	1	0	1	0	0	7	7
Lancaster	3	3	6	1	4	5	0	0	1	1
Lehigh	3	1	4	0	2	2	0	0	2	2
Luzerne	58	1	59	0	2	2	0	0	57	57
Northampton	3	0	3	0	1	1	0	0	2	2
Westmoreland	45	9	54	6	4	10	0	0	44	44
York	47	1	48	1	0	1	0	0	47	47
4th Class Counties										
Beaver	2	0	2	0	0	0	0	0	2	2
Butler	16	2	18	2	4	6	0	0	12	12
Cambria	0	1	1	0	1	1	0	0	0	0
Centre	0	0	0	0	0	0	0	0	0	0
Fayette	8	0	8	0	0	0	0	0	8	8
Franklin	0	1	1	1	0	1	0	0	0	0
Monroe	5	0	5	0	0	0	0	0	5	5
Schuylkill	1	0	1	0	0	0	0	0	1	1
Washington	26	0	26	0	12	12	0	0	14	14
5th Class Counties										
Adams	6	0	6	0	2	2	0	0	4	4
Blair	0	0	0	0	0	0	0	0	0	0
Lawrence	0	0	0	0	0	0	0	0	0	0
Lebanon	0	0	0	0	0	0	0	0	0	0
Lycoming	0	0	0	0	0	0	0	0	0	0
Mercer	0	0	0	0	0	0	0	0	0	0
Northumberland	0	0	0	0	0	0	0	0	0	0

	Pending from Prior Period	Issued	Total Warrants	Returned Served	Cancelled	Total Removed from Inventory	Pending: 0-30 Days	Pending: 31-60 Days	Pending: Over 60 Days	Total Pending Warrants at Year End
6th Class Counties										
Armstrong	0	0	0	0	0	0	0	0	0	0
Bedford	0	0	0	0	0	0	0	0	0	0
Bradford	4	0	4	0	0	0	0	0	4	4
Carbon	0	0	0	0	0	0	0	0	0	0
Clarion	0	0	0	0	0	0	0	0	0	0
Clearfield	5	1	6	1	1	2	0	0	4	4
Clinton	0	0	0	0	0	0	0	0	0	0
Columbia	0	0	0	0	0	0	0	0	0	0
Crawford	0	1	1	1	0	1	0	0	0	0
Elk	0	0	0	0	0	0	0	0	0	0
Greene	3	0	3	0	0	0	0	0	3	3
Huntingdon	0	0	0	0	0	0	0	0	0	0
Indiana	0	0	0	0	0	0	0	0	0	0
Jefferson	0	0	0	0	0	0	0	0	0	0
McKean	0	0	0	0	0	0	0	0	0	0
Mifflin	0	0	0	0	0	0	0	0	0	0
Perry	0	0	0	0	0	0	0	0	0	0
Pike	1	0	1	0	0	0	0	0	1	1
Somerset	0	0	0	0	0	0	0	0	0	0
Susquehanna	0	0	0	0	0	0	0	0	0	0
Tioga	1	0	1	0	0	0	0	0	1	1
Venango	1	0	1	0	0	0	0	0	1	1
Warren	0	0	0	0	0	0	0	0	0	0
Wayne	4	0	4	0	0	0	0	0	4	4
7th Class Counties										
Juniata	0	0	0	0	0	0	0	0	0	0
Snyder	0	0	0	0	0	0	0	0	0	0
Union	0	0	0	0	0	0	0	0	0	0
Wyoming	3	0	3	0	0	0	0	0	3	3
8th Class Counties										
Cameron	0	0	0	0	0	0	0	0	0	0
Forest	0	0	0	0	0	0	0	0	0	0
Fulton	0	0	0	0	0	0	0	0	0	0
Montour	0	0	0	0	0	0	0	0	0	0
Potter	0	0	0	0	0	0	0	0	0	0
Sullivan	1	0	1	0	0	0	0	0	1	1

	Pending from Prior Period	Issued	Total Warrants	Returned Served	Cancelled	Total Removed from Inventory	Pending: 0-30 Days	Pending: 31-60 Days	Pending: Over 60 Days	Total Pending Warrants at Year End
2nd Class County										
Allegheny	91,611	26,718	118,329	10,495	18,137	28,632	1,421	1,333	86,943	89,697
2A Class Counties										
Bucks	19,345	14,689	34,034	10,830	4,498	15,328	1,003	503	17,200	18,706
Delaware	87,376	35,766	123,142	18,479	19,968	38,447	1,909	1,368	81,418	84,695
Montgomery	82,335	45,953	128,288	13,949	28,698	42,647	2,752	1,804	81,085	85,641
3rd Class Counties										
Berks	29,799	24,466	54,265	20,753	5,611	26,364	1,538	1,004	25,359	27,901
Chester	18,561	18,584	37,145	10,989	9,540	20,529	1,466	721	14,429	16,616
Cumberland	5,672	6,663	12,335	1,085	6,030	7,115	466	153	4,601	5,220
Dauphin	70,698	20,642	91,340	6,645	7,210	13,855	968	1,467	75,050	77,485
Erie	3,775	3,942	7,717	1,785	1,907	3,692	223	158	3,644	4,025
Lackawanna	5,973	3,512	9,485	1,096	1,770	2,866	219	128	6,272	6,619
Lancaster	20,207	19,463	39,670	8,849	9,862	18,711	1,667	869	18,423	20,959
Lehigh	25,639	17,248	42,887	5,441	9,345	14,786	1,357	859	25,885	28,101
Luzerne	18,780	11,699	30,479	3,903	6,685	10,588	835	482	18,574	19,891
Northampton	13,062	8,836	21,898	6,098	3,597	9,695	592	225	11,386	12,203
Westmoreland	8,863	6,740	15,603	4,797	2,110	6,907	450	257	7,989	8,696
York	8,151	17,700	25,851	7,783	9,167	16,950	948	483	7,470	8,901
4th Class Counties										
Beaver	5,834	2,624	8,458	1,381	1,286	2,667	202	86	5,503	5,791
Butler	2,189	1,317	3,506	801	436	1,237	48	25	2,196	2,269
Cambria	770	1,422	2,192	576	744	1,320	79	29	764	872
Centre	2,519	3,267	5,786	671	2,669	3,340	133	125	2,188	2,446
Fayette	1,061	2,441	3,502	2,045	370	2,415	128	82	877	1,087
Franklin	1,207	2,371	3,578	1,733	455	2,188	85	63	1,242	1,390
Monroe	8,919	8,812	17,731	2,305	7,091	9,396	625	392	7,318	8,335
Schuylkill	3,772	3,326	7,098	2,017	1,521	3,538	231	111	3,218	3,560
Washington	6,903	10,420	17,323	7,076	3,195	10,271	469	183	6,400	7,052
5th Class Counties										
Adams	1,074	2,458	3,532	991	1,603	2,594	96	38	804	938
Blair	923	1,726	2,649	697	1,037	1,734	120	34	761	915
Lawrence	1,430	1,265	2,695	340	873	1,213	111	65	1,306	1,482
Lebanon	2,034	5,258	7,292	2,791	2,344	5,135	243	160	1,754	2,157
Lycoming	2,639	1,655	4,294	301	1,135	1,436	102	80	2,676	2,858
Mercer	1,033	1,573	2,606	660	830	1,490	82	50	984	1,116
Northumberland	1,782	1,686	3,468	762	618	1,380	65	44	1,979	2,088

	Pending from Prior Period	Issued	Total Warrants	Returned Served	Cancelled	Total Removed from Inventory	Pending: 0-30 Days	Pending: 31-60 Days	Pending: Over 60 Days	Total Pending Warrants at Year End
6th Class Counties										
Armstrong	454	788	1,242	395	397	792	51	15	384	450
Bedford	2,460	3,662	6,122	164	3,109	3,273	238	96	2,515	2,849
Bradford	363	638	1,001	311	360	671	27	9	294	330
Carbon	1,809	2,055	3,864	1,103	826	1,929	167	90	1,678	1,935
Clarion	902	594	1,496	109	682	791	41	35	629	705
Clearfield	3,561	1,746	5,307	827	918	1,745	82	41	3,439	3,562
Clinton	1,245	1,978	3,223	103	1,706	1,809	211	80	1,123	1,414
Columbia	2,044	2,551	4,595	60	2,528	2,588	170	101	1,736	2,007
Crawford	678	920	1,598	458	416	874	75	41	608	724
Elk	246	443	689	72	460	532	9	8	140	157
Greene	1,213	771	1,984	457	344	801	50	19	1,114	1,183
Huntingdon	108	358	466	106	234	340	13	10	103	126
Indiana	547	1,182	1,729	396	698	1,094	128	37	470	635
Jefferson	594	557	1,151	346	314	660	63	16	412	491
McKean	431	602	1,033	185	340	525	40	32	436	508
Mifflin	203	456	659	211	243	454	10	14	181	205
Perry	423	651	1,074	488	119	607	69	49	349	467
Pike	1,088	1,593	2,681	134	1,478	1,612	64	72	933	1,069
Somerset	1,619	2,998	4,617	2,351	784	3,135	131	76	1,275	1,482
Susquehanna	1,112	570	1,682	16	565	581	43	22	1,036	1,101
Tioga	351	627	978	49	615	664	35	8	271	314
Venango	495	555	1,050	352	261	613	13	8	416	437
Warren	87	257	344	160	80	240	1	6	97	104
Wayne	506	652	1,158	296	331	627	34	17	480	531
7th Class Counties										
Juniata	101	195	296	88	85	173	6	2	115	123
Snyder	350	441	791	218	195	413	50	8	320	378
Union	376	318	694	88	238	326	6	11	351	368
Wyoming	342	287	629	151	195	346	18	7	258	283
8th Class Counties										
Cameron	64	215	279	5	210	215	5	2	57	64
Forest	57	85	142	31	38	69	0	0	73	73
Fulton	748	981	1,729	62	863	925	77	49	678	804
Montour	343	466	809	215	139	354	40	1	414	455
Potter	74	168	242	9	158	167	11	2	62	75
Sullivan	59	84	143	7	73	80	4	6	53	63

	Pending from Prior Period	Issued	Total Warrants	Returned Served	Cancelled	Total Removed from Inventory	Pending: 0-30 Days	Pending: 31-60 Days	Pending: Over 60 Days	Total Pending Warrants at Year End
2nd Class County										
Allegheny	45,988	23,911	69,899	10,057	12,873	22,930	1,181	941	44,847	46,969
2A Class Counties										
Bucks	28,568	16,717	45,285	12,810	2,976	15,786	1,215	515	27,769	29,499
Delaware	60,335	14,364	74,699	8,831	3,835	12,666	778	534	60,721	62,033
Montgomery	60,107	22,153	82,260	8,794	10,635	19,429	1,533	805	60,493	62,831
3rd Class Counties										
Berks	26,705	17,754	44,459	14,767	1,206	15,973	1,316	696	26,474	28,486
Chester	6,020	10,732	16,752	7,301	3,197	10,498	732	401	5,121	6,254
Cumberland	3,051	5,399	8,450	1,577	3,811	5,388	279	164	2,619	3,062
Dauphin	19,479	12,250	31,729	5,608	4,887	10,495	852	571	19,811	21,234
Erie	6,687	6,374	13,061	3,397	2,713	6,110	262	179	6,510	6,951
Lackawanna	8,614	3,935	12,549	1,271	1,641	2,912	200	107	9,330	9,637
Lancaster	24,768	21,095	45,863	12,413	6,563	18,976	1,594	788	24,505	26,887
Lehigh	26,717	12,923	39,640	6,152	8,417	14,569	974	515	23,582	25,071
Luzerne	18,784	11,367	30,151	5,010	4,383	9,393	778	474	19,506	20,758
Northampton	16,157	6,531	22,688	4,829	1,215	6,044	363	180	16,101	16,644
Westmoreland	6,761	5,819	12,580	4,404	755	5,159	526	261	6,634	7,421
York	10,217	20,394	30,611	8,734	10,833	19,567	1,290	512	9,242	11,044
4th Class Counties										
Beaver	5,023	3,454	8,477	2,059	1,226	3,285	172	100	4,920	5,192
Butler	1,575	1,575	3,150	967	666	1,633	65	26	1,426	1,517
Cambria	766	2,445	3,211	1,232	1,074	2,306	101	70	734	905
Centre	648	1,688	2,336	468	1,096	1,564	115	47	610	772
Fayette	2,735	4,145	6,880	3,627	490	4,117	208	105	2,450	2,763
Franklin	1,052	2,800	3,852	2,226	426	2,652	134	74	992	1,200
Monroe	6,342	3,533	9,875	1,104	2,095	3,199	263	183	6,230	6,676
Schuylkill	3,340	2,905	6,245	1,626	1,107	2,733	91	81	3,340	3,512
Washington	7,933	10,685	18,618	7,845	2,818	10,663	343	201	7,411	7,955
5th Class Counties										
Adams	1,207	1,863	3,070	1,039	795	1,834	50	19	1,167	1,236
Blair	1,131	3,181	4,312	1,365	1,885	3,250	173	40	849	1,062
Lawrence	1,422	1,223	2,645	487	760	1,247	76	80	1,242	1,398
Lebanon	1,878	5,671	7,549	2,953	2,441	5,394	325	169	1,661	2,155
Lycoming	3,929	3,141	7,070	601	2,394	2,995	259	127	3,689	4,075
Mercer	1,481	2,380	3,861	1,332	953	2,285	84	92	1,400	1,576
Northumberland	1,947	2,413	4,360	894	906	1,800	155	75	2,330	2,560

	Pending from Prior Period	Issued	Total Warrants	Returned Served	Cancelled	Total Removed from Inventory	Pending: 0-30 Days	Pending: 31-60 Days	Pending: Over 60 Days	Total Pending Warrants at Year End
6th Class Counties										
Armstrong	465	973	1,438	620	333	953	48	37	400	485
Bedford	2,135	1,215	3,350	208	853	1,061	107	54	2,128	2,289
Bradford	399	1,209	1,608	606	537	1,143	78	33	354	465
Carbon	1,596	1,704	3,300	1,098	565	1,663	107	65	1,465	1,637
Clarion	1,141	421	1,562	145	1,120	1,265	16	10	271	297
Clearfield	1,706	1,818	3,524	903	750	1,653	87	56	1,728	1,871
Clinton	63	406	469	126	259	385	22	19	43	84
Columbia	1,559	2,108	3,667	142	1,992	2,134	142	104	1,287	1,533
Crawford	1,009	1,058	2,067	795	192	987	78	32	970	1,080
Elk	232	583	815	124	454	578	27	20	190	237
Greene	1,134	1,421	2,555	1,074	345	1,419	74	52	1,010	1,136
Huntingdon	178	298	476	152	128	280	12	12	172	196
Indiana	514	961	1,475	405	527	932	116	24	403	543
Jefferson	302	515	817	336	192	528	54	14	221	289
McKean	1,150	1,413	2,563	488	716	1,204	171	56	1,132	1,359
Mifflin	183	353	536	208	168	376	20	10	130	160
Perry	347	687	1,034	577	145	722	51	43	218	312
Pike	1,485	890	2,375	137	829	966	31	25	1,353	1,409
Somerset	486	1,208	1,694	578	404	982	94	26	592	712
Susquehanna	1,111	490	1,601	54	318	372	20	50	1,159	1,229
Tioga	531	609	1,140	111	495	606	34	15	485	534
Venango	1,144	2,145	3,289	1,152	884	2,036	138	57	1,058	1,253
Warren	305	475	780	222	230	452	19	12	297	328
Wayne	1,148	926	2,074	441	449	890	30	55	1,099	1,184
7th Class Counties										
Juniata	78	158	236	102	42	144	11	0	81	92
Snyder	810	1,210	2,020	664	359	1,023	115	46	836	997
Union	558	317	875	123	181	304	5	25	541	571
Wyoming	378	336	714	211	116	327	19	16	352	387
8th Class Counties										
Cameron	146	202	348	2	207	209	17	0	122	139
Forest	103	109	212	71	39	110	5	0	97	102
Fulton	207	412	619	83	296	379	15	31	194	240
Montour	471	326	797	214	68	282	0	10	505	515
Potter	223	342	565	25	299	324	21	12	208	241
Sullivan	138	105	243	40	42	82	7	1	153	161

	Pending from Prior Period	Issued	Total Warrants	Returned Served	Cancelled	Total Removed from Inventory	Pending: 0-30 Days	Pending: 31-60 Days	Pending: Over 60 Days	Total Pending Warrants at Year End
2nd Class County										
Allegheny	31,341	7,427	38,768	2,792	5,116	7,908	316	501	30,043	30,860
2A Class Counties										
Bucks	5,763	2,201	7,964	1,491	637	2,128	119	100	5,617	5,836
Delaware	61,450	7,946	69,396	3,105	4,380	7,485	320	312	61,279	61,911
Montgomery	34,709	6,588	41,297	1,506	4,178	5,684	341	339	34,933	35,613
3rd Class Counties										
Berks	19,978	11,123	31,101	7,608	5,491	13,099	316	296	17,390	18,002
Chester	3,032	3,035	6,067	1,536	1,725	3,261	172	138	2,496	2,806
Cumberland	3,138	1,348	4,486	306	1,545	1,851	101	31	2,503	2,635
Dauphin	25,040	3,631	28,671	1,960	1,523	3,483	198	292	24,698	25,188
Erie	2,520	1,887	4,407	804	1,018	1,822	111	71	2,403	2,585
Lackawanna	2,408	1,434	3,842	361	1,238	1,599	60	21	2,162	2,243
Lancaster	5,701	4,468	10,169	1,879	2,417	4,296	216	197	5,460	5,873
Lehigh	9,436	2,899	12,335	1,045	1,956	3,001	185	136	9,013	9,334
Luzerne	11,764	4,795	16,559	1,542	3,735	5,277	256	178	10,848	11,282
Northampton	2,101	1,657	3,758	966	838	1,804	87	62	1,805	1,954
Westmoreland	2,447	1,222	3,669	724	341	1,065	58	61	2,485	2,604
York	5,408	3,805	9,213	1,868	2,142	4,010	191	119	4,893	5,203
4th Class Counties										
Beaver	1,541	650	2,191	301	251	552	50	19	1,570	1,639
Butler	1,465	374	1,839	237	262	499	16	14	1,310	1,340
Cambria	774	602	1,376	292	228	520	32	35	789	856
Centre	458	480	938	78	401	479	31	22	406	459
Fayette	1,385	1,790	3,175	1,162	435	1,597	92	57	1,429	1,578
Franklin	774	655	1,429	608	72	680	35	28	686	749
Monroe	3,275	1,250	4,525	335	982	1,317	65	67	3,076	3,208
Schuylkill	2,785	2,203	4,988	905	848	1,753	127	175	2,933	3,235
Washington	3,121	4,460	7,581	3,241	1,125	4,366	238	72	2,905	3,215
5th Class Counties										
Adams	452	249	701	155	418	573	3	3	122	128
Blair	1,171	758	1,929	384	436	820	40	30	1,039	1,109
Lawrence	662	435	1,097	86	304	390	73	0	634	707
Lebanon	1,007	2,489	3,496	1,319	1,185	2,504	90	56	846	992
Lycoming	2,588	641	3,229	117	501	618	37	42	2,532	2,611
Mercer	438	342	780	171	183	354	13	19	394	426
Northumberland	1,591	1,250	2,841	435	415	850	43	33	1,915	1,991

	Pending from Prior Period	Issued	Total Warrants	Returned Served	Cancelled	Total Removed from Inventory	Pending: 0-30 Days	Pending: 31-60 Days	Pending: Over 60 Days	Total Pending Warrants at Year End
6th Class Counties										
Armstrong	346	585	931	333	237	570	27	18	316	361
Bedford	151	135	286	83	67	150	5	3	128	136
Bradford	149	188	337	97	82	179	8	4	146	158
Carbon	488	317	805	187	147	334	13	16	442	471
Clarion	128	77	205	37	49	86	5	2	112	119
Clearfield	618	364	982	253	119	372	25	9	576	610
Clinton	77	221	298	40	183	223	9	10	56	75
Columbia	417	639	1,056	19	598	617	43	17	379	439
Crawford	218	258	476	185	65	250	17	5	204	226
Elk	57	102	159	23	83	106	3	3	47	53
Greene	174	241	415	132	78	210	19	2	184	205
Huntingdon	218	175	393	91	89	180	16	2	195	213
Indiana	440	520	960	234	284	518	47	24	371	442
Jefferson	93	117	210	88	45	133	7	2	68	77
McKean	309	173	482	72	137	209	19	5	249	273
Mifflin	105	202	307	138	72	210	5	1	91	97
Perry	532	698	1,230	370	669	1,039	41	6	144	191
Pike	360	175	535	44	153	197	15	6	317	338
Somerset	177	155	332	105	73	178	19	4	131	154
Susquehanna	82	61	143	1	49	50	2	3	88	93
Tioga	53	115	168	18	95	113	14	3	38	55
Venango	141	270	411	100	188	288	12	5	106	123
Warren	64	97	161	63	40	103	0	4	54	58
Wayne	329	290	619	110	172	282	6	7	324	337
7th Class Counties										
Juniata	26	179	205	104	37	141	0	1	63	64
Snyder	98	129	227	68	24	92	6	4	125	135
Union	148	125	273	38	69	107	6	6	154	166
Wyoming	112	55	167	33	59	92	3	1	71	75
8th Class Counties										
Cameron	49	46	95	3	41	44	2	1	48	51
Forest	51	15	66	6	7	13	0	0	53	53
Fulton	31	37	68	20	13	33	0	0	35	35
Montour	104	71	175	44	11	55	1	0	119	120
Potter	28	46	74	2	40	42	2	0	30	32
Sullivan	12	11	23	0	6	6	1	3	13	17

MAGISTERIAL DISTRICT JUDGE - 2015 NON-TRAFFIC POST-DISPOSITIONAL ARREST WARRANTS

	Pending from Prior Period	Issued	Total Warrants	Returned Served	Cancelled	Total Removed from Inventory	Pending: 0-30 Days	Pending: 31-60 Days	Pending: Over 60 Days	Total Pending Warrants at Year End
2nd Class County										
Allegheny	51,764	13,956	65,720	6,321	6,364	12,685	798	557	51,680	53,035
2A Class Counties										
Bucks	8,377	3,270	11,647	2,359	625	2,984	181	120	8,362	8,663
Delaware	29,816	4,220	34,036	2,220	1,064	3,284	194	165	30,393	30,752
Montgomery	25,643	5,172	30,815	1,690	2,673	4,363	230	195	26,027	26,452
3rd Class Counties										
Berks	9,705	6,187	15,892	4,599	1,103	5,702	320	391	9,479	10,190
Chester	1,948	3,010	4,958	1,877	1,207	3,084	166	107	1,601	1,874
Cumberland	1,461	1,633	3,094	422	1,378	1,800	100	51	1,143	1,294
Dauphin	10,290	3,496	13,786	1,867	1,230	3,097	188	284	10,217	10,689
Erie	6,311	3,608	9,919	1,789	1,507	3,296	178	108	6,337	6,623
Lackawanna	6,485	2,356	8,841	486	1,410	1,896	111	28	6,806	6,945
Lancaster	11,133	5,387	16,520	2,810	2,119	4,929	333	236	11,022	11,591
Lehigh	8,482	3,561	12,043	1,422	1,085	2,507	288	169	9,079	9,536
Luzerne	14,956	4,836	19,792	1,676	1,922	3,598	372	233	15,589	16,194
Northampton	4,943	1,261	6,204	844	321	1,165	78	59	4,902	5,039
Westmoreland	2,747	1,180	3,927	818	295	1,113	74	44	2,696	2,814
York	4,591	6,172	10,763	3,050	3,112	6,162	367	113	4,121	4,601
4th Class Counties										
Beaver	2,927	1,606	4,533	1,000	522	1,522	57	44	2,910	3,011
Butler	1,162	753	1,915	514	243	757	34	14	1,110	1,158
Cambria	720	1,054	1,774	517	462	979	53	27	715	795
Centre	218	465	683	97	301	398	37	15	233	285
Fayette	1,467	1,796	3,263	1,541	188	1,729	115	44	1,375	1,534
Franklin	550	969	1,519	764	159	923	61	39	496	596
Monroe	2,355	964	3,319	332	785	1,117	51	45	2,106	2,202
Schuylkill	2,777	1,638	4,415	861	764	1,625	71	22	2,697	2,790
Washington	5,340	6,523	11,863	4,661	1,616	6,277	263	161	5,162	5,586
5th Class Counties										
Adams	592	559	1,151	359	224	583	14	8	546	568
Blair	1,173	1,775	2,948	820	924	1,744	130	28	1,046	1,204
Lawrence	834	479	1,313	168	226	394	46	6	867	919
Lebanon	1,280	3,516	4,796	1,614	1,773	3,387	250	99	1,060	1,409
Lycoming	3,506	1,374	4,880	251	1,072	1,323	93	78	3,386	3,557
Mercer	705	621	1,326	407	242	649	46	31	600	677
Northumberland	1,635	1,615	3,250	573	656	1,229	91	39	1,891	2,021

	Pending from Prior Period	Issued	Total Warrants	Returned Served	Cancelled	Total Removed from Inventory	Pending: 0-30 Days	Pending: 31-60 Days	Pending: Over 60 Days	Total Pending Warrants at Year End
6th Class Counties										
Armstrong	316	737	1,053	380	250	630	61	23	339	423
Bedford	303	237	540	129	93	222	20	11	287	318
Bradford	243	507	750	277	198	475	30	7	238	275
Carbon	791	673	1,464	430	210	640	38	42	744	824
Clarion	181	198	379	53	236	289	19	6	65	90
Clearfield	807	682	1,489	451	243	694	29	24	742	795
Clinton	24	181	205	57	115	172	9	16	8	33
Columbia	517	864	1,381	114	726	840	50	43	448	541
Crawford	364	282	646	200	65	265	19	11	351	381
Elk	96	141	237	21	102	123	15	6	93	114
Greene	283	456	739	271	115	386	18	18	317	353
Huntingdon	166	162	328	121	56	177	6	1	144	151
Indiana	407	552	959	250	281	531	51	18	359	428
Jefferson	92	146	238	91	63	154	16	1	67	84
McKean	823	738	1,561	235	409	644	87	16	814	917
Mifflin	222	320	542	235	96	331	21	9	181	211
Perry	93	287	380	196	72	268	14	14	84	112
Pike	909	346	1,255	49	290	339	24	14	878	916
Somerset	316	504	820	264	165	429	50	11	330	391
Susquehanna	457	120	577	6	115	121	1	4	451	456
Tioga	340	326	666	69	246	315	14	22	315	351
Venango	689	764	1,453	297	448	745	60	14	634	708
Warren	258	153	411	72	85	157	1	8	245	254
Wayne	735	362	1,097	149	207	356	17	17	707	741
7th Class Counties										
Juniata	33	99	132	87	18	105	2	1	24	27
Snyder	317	478	795	233	170	403	27	23	342	392
Union	200	156	356	47	67	114	6	12	224	242
Wyoming	121	72	193	37	25	62	7	3	121	131
8th Class Counties										
Cameron	92	104	196	21	60	81	11	6	98	115
Forest	46	44	90	29	10	39	2	0	49	51
Fulton	68	47	115	26	25	51	4	3	57	64
Montour	188	114	302	86	31	117	0	4	181	185
Potter	159	115	274	17	100	117	5	4	148	157
Sullivan	38	18	56	5	8	13	7	0	36	43

2015 Magisterial District Judge State Totals
Civil

Cases Pending 1/1/15	**42,061**
New Cases Filed	103,005
Bankruptcy Status Change	8
Closed Case Status Change	80
Cases Available for Processing	**145,154**
Cases Processed and Inactive	**107,248**
Cases Pending 12/31/15	**37,906**

Age of Pending Cases

0-60 Days	12,315	*32.5%*
61-120 Days	3,796	*10.0%*
121-180 Days	1,479	*3.9%*
181-240 Days	999	*2.6%*
241-300 Days	678	*1.8%*
301-360 Days	538	*1.4%*
Over 360 Days	18,101	*47.8%*
Total	**37,906**	

Processed By:

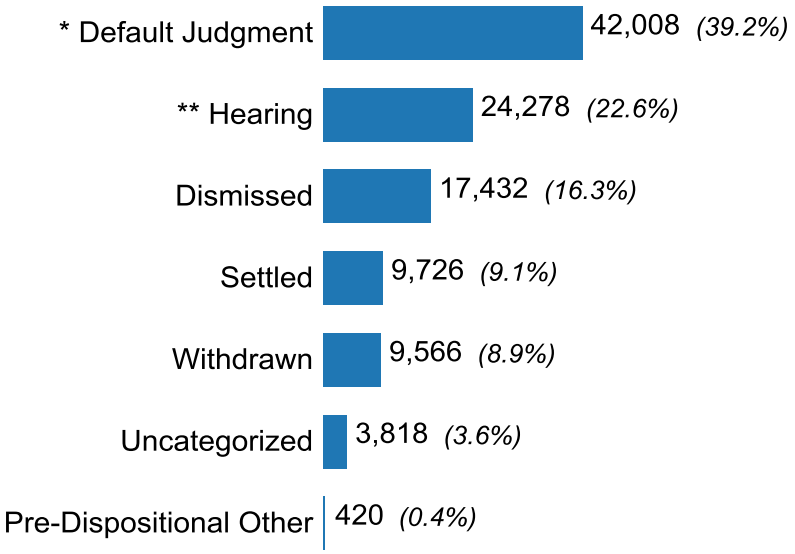

*	*Default Judgment Plaintiff*	*41,367 (98.5%)*
	Default Judgment Defendant	*641 (1.5%)*
**	*Hearing for Plaintiff*	*19,203 (79.1%)*
	Hearing for Defendant	*5,075 (20.9%)*

	Cases Pending 1/1/15	New Cases	Bankruptcy Status Change	Closed Case Status Change	Cases Available for Processing	Total Cases Processed	Cases Pending 12/31/15
2nd Class County							
Allegheny	3,808	10,983	1	6	14,798	11,217	3,581
2A Class Counties							
Bucks	1,038	6,093	0	6	7,137	5,995	1,142
Delaware	2,311	5,133	0	5	7,449	5,278	2,171
Montgomery	3,835	7,002	0	4	10,841	7,193	3,648
3rd Class Counties							
Berks	4,365	3,919	0	1	8,285	6,674	1,611
Chester	805	3,560	3	2	4,370	3,504	866
Cumberland	655	2,324	1	1	2,981	2,507	474
Dauphin	1,988	3,664	0	1	5,653	3,685	1,968
Erie	850	2,400	0	2	3,252	2,516	736
Lackawanna	825	2,408	0	1	3,234	2,400	834
Lancaster	825	3,264	0	1	4,090	3,275	815
Lehigh	838	3,554	0	0	4,392	3,530	862
Luzerne	1,980	4,288	1	0	6,269	4,376	1,893
Northampton	1,246	2,648	0	8	3,902	2,735	1,167
Westmoreland	1,421	3,028	0	1	4,450	2,918	1,532
York	1,241	4,963	1	5	6,210	4,957	1,253
4th Class Counties							
Beaver	925	1,424	0	0	2,349	1,419	930
Butler	570	1,403	0	0	1,973	1,508	465
Cambria	274	1,093	0	0	1,367	1,119	248
Centre	206	808	0	0	1,014	785	229
Fayette	193	1,121	0	1	1,315	1,128	187
Franklin	1,957	1,121	0	0	3,078	1,128	1,950
Monroe	1,019	2,419	0	11	3,449	2,473	976
Schuylkill	335	1,557	0	1	1,893	1,549	344
Washington	570	1,620	0	1	2,191	1,678	513
5th Class Counties							
Adams	152	709	0	0	861	714	147
Blair	210	1,159	0	0	1,369	1,166	203
Lawrence	225	709	0	0	934	780	154
Lebanon	955	1,228	0	7	2,190	1,237	953
Lycoming	386	1,455	0	3	1,844	1,481	363
Mercer	267	852	0	0	1,119	839	280
Northumberland	355	722	0	0	1,077	715	362

	Cases Pending 1/1/15	New Cases	Bankruptcy Status Change	Closed Case Status Change	Cases Available for Processing	Total Cases Processed	Cases Pending 12/31/15
6th Class Counties							
Armstrong	243	471	0	0	714	496	218
Bedford	178	297	0	0	475	287	188
Bradford	108	799	0	0	907	770	137
Carbon	229	856	0	0	1,085	940	145
Clarion	55	296	0	0	351	297	54
Clearfield	891	845	0	0	1,736	877	859
Clinton	61	254	0	0	315	264	51
Columbia	148	720	0	3	871	720	151
Crawford	591	738	0	0	1,329	766	563
Elk	186	237	0	0	423	242	181
Greene	56	303	0	0	359	297	62
Huntingdon	43	302	0	0	345	294	51
Indiana	170	705	0	0	875	683	192
Jefferson	134	435	0	0	569	471	98
McKean	94	415	0	0	509	430	79
Mifflin	101	395	0	0	496	431	65
Perry	143	352	0	0	495	351	144
Pike	293	901	1	6	1,201	920	281
Somerset	199	934	0	0	1,133	965	168
Susquehanna	53	347	0	0	400	359	41
Tioga	63	331	0	0	394	343	51
Venango	223	377	0	0	600	417	183
Warren	146	607	0	0	753	557	196
Wayne	385	683	0	0	1,068	797	271
7th Class Counties							
Juniata	82	264	0	1	347	265	82
Snyder	128	333	0	0	461	326	135
Union	189	311	0	0	500	339	161
Wyoming	49	337	0	2	388	348	40
8th Class Counties							
Cameron	24	65	0	0	89	62	27
Forest	21	30	0	0	51	24	27
Fulton	25	92	0	0	117	95	22
Montour	105	194	0	0	299	193	106
Potter	10	103	0	0	113	97	16
Sullivan	5	45	0	0	50	46	4

	Default Judgment Plaintiff	%	Hearing for Plaintiff	%	Dismissed	%	Settled	%	Withdrawn	%
2nd Class County										
Allegheny	3,472	*31.0*	2,837	*25.3*	1,705	*15.2*	974	*8.7*	986	*8.8*
2A Class Counties										
Bucks	1,901	*31.7*	1,098	*18.3*	902	*15.0*	452	*7.5*	928	*15.5*
Delaware	1,535	*29.1*	1,068	*20.2*	1,232	*23.3*	381	*7.2*	552	*10.5*
Montgomery	2,389	*33.2*	1,449	*20.1*	1,114	*15.5*	714	*9.9*	812	*11.3*
3rd Class Counties										
Berks	1,653	*24.8*	661	*9.9*	3,394	*50.9*	293	*4.4*	389	*5.8*
Chester	1,234	*35.2*	629	*18.0*	489	*14.0*	408	*11.6*	363	*10.4*
Cumberland	1,139	*45.4*	281	*11.2*	371	*14.8*	344	*13.7*	217	*8.7*
Dauphin	1,482	*40.2*	656	*17.8*	550	*14.9*	461	*12.5*	255	*6.9*
Erie	750	*29.8*	710	*28.2*	413	*16.4*	231	*9.2*	140	*5.6*
Lackawanna	913	*38.0*	446	*18.6*	396	*16.5*	209	*8.7*	182	*7.6*
Lancaster	1,384	*42.3*	425	*13.0*	479	*14.6*	296	*9.0*	323	*9.9*
Lehigh	1,400	*39.7*	569	*16.1*	617	*17.5*	288	*8.2*	274	*7.8*
Luzerne	1,944	*44.4*	713	*16.3*	581	*13.3*	458	*10.5*	377	*8.6*
Northampton	1,092	*39.9*	438	*16.0*	365	*13.3*	211	*7.7*	305	*11.2*
Westmoreland	980	*33.6*	769	*26.4*	279	*9.6*	244	*8.4*	316	*10.8*
York	2,340	*47.2*	734	*14.8*	547	*11.0*	691	*13.9*	269	*5.4*
4th Class Counties										
Beaver	335	*23.6*	563	*39.7*	141	*9.9*	73	*5.1*	153	*10.8*
Butler	613	*40.6*	322	*21.4*	233	*15.5*	113	*7.5*	115	*7.6*
Cambria	494	*44.1*	242	*21.6*	122	*10.9*	82	*7.3*	88	*7.9*
Centre	291	*37.1*	170	*21.7*	78	*9.9*	112	*14.3*	55	*7.0*
Fayette	453	*40.2*	219	*19.4*	150	*13.3*	73	*6.5*	118	*10.5*
Franklin	437	*38.7*	261	*23.1*	122	*10.8*	148	*13.1*	86	*7.6*
Monroe	882	*35.7*	319	*12.9*	533	*21.6*	120	*4.9*	235	*9.5*
Schuylkill	627	*40.5*	348	*22.5*	204	*13.2*	107	*6.9*	123	*7.9*
Washington	698	*41.6*	341	*20.3*	191	*11.4*	120	*7.2*	165	*9.8*
5th Class Counties										
Adams	384	*53.8*	66	*9.2*	67	*9.4*	100	*14.0*	44	*6.2*
Blair	572	*49.1*	185	*15.9*	119	*10.2*	134	*11.5*	65	*5.6*
Lawrence	366	*46.9*	100	*12.8*	118	*15.1*	52	*6.7*	76	*9.7*
Lebanon	586	*47.4*	177	*14.3*	165	*13.3*	108	*8.7*	79	*6.4*
Lycoming	675	*45.6*	163	*11.0*	120	*8.1*	176	*11.9*	228	*15.4*
Mercer	456	*54.4*	135	*16.1*	70	*8.3*	50	*6.0*	67	*8.0*
Northumberland	413	*57.8*	97	*13.6*	66	*9.2*	40	*5.6*	68	*9.5*

	Hearing for Defendant	%	Uncategorized	%	Default Judgment Defendant	%	Pre-Dispositional Other	%	Total Processed
2nd Class County									
Allegheny	703	*6.3*	398	*3.5*	98	*0.9*	44	*0.4*	11,217
2A Class Counties									
Bucks	320	*5.3*	354	*5.9*	19	*0.3*	21	*0.4*	5,995
Delaware	267	*5.1*	195	*3.7*	38	*0.7*	10	*0.2*	5,278
Montgomery	353	*4.9*	324	*4.5*	16	*0.2*	22	*0.3*	7,193
3rd Class Counties									
Berks	135	*2.0*	114	*1.7*	15	*0.2*	20	*0.3*	6,674
Chester	214	*6.1*	130	*3.7*	20	*0.6*	17	*0.5*	3,504
Cumberland	91	*3.6*	48	*1.9*	4	*0.2*	12	*0.5*	2,507
Dauphin	139	*3.8*	108	*2.9*	8	*0.2*	26	*0.7*	3,685
Erie	150	*6.0*	63	*2.5*	48	*1.9*	11	*0.4*	2,516
Lackawanna	184	*7.7*	34	*1.4*	28	*1.2*	8	*0.3*	2,400
Lancaster	230	*7.0*	117	*3.6*	10	*0.3*	11	*0.3*	3,275
Lehigh	170	*4.8*	183	*5.2*	13	*0.4*	16	*0.5*	3,530
Luzerne	180	*4.1*	66	*1.5*	43	*1.0*	14	*0.3*	4,376
Northampton	135	*4.9*	157	*5.7*	25	*0.9*	7	*0.3*	2,735
Westmoreland	200	*6.9*	82	*2.8*	29	*1.0*	19	*0.7*	2,918
York	119	*2.4*	227	*4.6*	10	*0.2*	20	*0.4*	4,957
4th Class Counties									
Beaver	105	*7.4*	39	*2.7*	6	*0.4*	4	*0.3*	1,419
Butler	70	*4.6*	26	*1.7*	3	*0.2*	13	*0.9*	1,508
Cambria	36	*3.2*	32	*2.9*	14	*1.3*	9	*0.8*	1,119
Centre	37	*4.7*	37	*4.7*	5	*0.6*	0	--	785
Fayette	56	*5.0*	42	*3.7*	8	*0.7*	9	*0.8*	1,128
Franklin	42	*3.7*	19	*1.7*	7	*0.6*	6	*0.5*	1,128
Monroe	112	*4.5*	247	*10.0*	14	*0.6*	11	*0.4*	2,473
Schuylkill	79	*5.1*	52	*3.4*	6	*0.4*	3	*0.2*	1,549
Washington	94	*5.6*	52	*3.1*	12	*0.7*	5	*0.3*	1,678
5th Class Counties									
Adams	30	*4.2*	17	*2.4*	5	*0.7*	1	*0.1*	714
Blair	50	*4.3*	25	*2.1*	11	*0.9*	5	*0.4*	1,166
Lawrence	51	*6.5*	9	*1.2*	8	*1.0*	0	--	780
Lebanon	43	*3.5*	67	*5.4*	1	*0.1*	11	*0.9*	1,237
Lycoming	56	*3.8*	55	*3.7*	5	*0.3*	3	*0.2*	1,481
Mercer	39	*4.6*	14	*1.7*	4	*0.5*	4	*0.5*	839
Northumberland	20	*2.8*	8	*1.1*	3	*0.4*	0	--	715

	Default Judgment Plaintiff	%	Hearing for Plaintiff	%	Dismissed	%	Settled	%	Withdrawn	%
6th Class Counties										
Armstrong	181	*36.5*	148	*29.8*	20	*4.0*	34	*6.9*	70	*14.1*
Bedford	166	*57.8*	41	*14.3*	17	*5.9*	24	*8.4*	22	*7.7*
Bradford	442	*57.4*	84	*10.9*	60	*7.8*	104	*13.5*	38	*4.9*
Carbon	455	*48.4*	118	*12.6*	117	*12.4*	111	*11.8*	72	*7.7*
Clarion	148	*49.8*	62	*20.9*	20	*6.7*	42	*14.1*	17	*5.7*
Clearfield	470	*53.6*	98	*11.2*	60	*6.8*	126	*14.4*	46	*5.2*
Clinton	117	*44.3*	49	*18.6*	19	*7.2*	32	*12.1*	20	*7.6*
Columbia	383	*53.2*	76	*10.6*	102	*14.2*	58	*8.1*	50	*6.9*
Crawford	374	*48.8*	97	*12.7*	94	*12.3*	62	*8.1*	39	*5.1*
Elk	158	*65.3*	28	*11.6*	13	*5.4*	26	*10.7*	3	*1.2*
Greene	109	*36.7*	60	*20.2*	41	*13.8*	26	*8.8*	28	*9.4*
Huntingdon	189	*64.3*	31	*10.5*	12	*4.1*	10	*3.4*	39	*13.3*
Indiana	394	*57.7*	67	*9.8*	48	*7.0*	45	*6.6*	82	*12.0*
Jefferson	246	*52.2*	57	*12.1*	72	*15.3*	50	*10.6*	18	*3.8*
McKean	224	*52.1*	68	*15.8*	43	*10.0*	49	*11.4*	18	*4.2*
Mifflin	270	*62.6*	32	*7.4*	32	*7.4*	57	*13.2*	10	*2.3*
Perry	192	*54.7*	44	*12.5*	15	*4.3*	34	*9.7*	41	*11.7*
Pike	382	*41.5*	121	*13.2*	148	*16.1*	93	*10.1*	55	*6.0*
Somerset	457	*47.4*	120	*12.4*	121	*12.5*	107	*11.1*	60	*6.2*
Susquehanna	154	*42.9*	89	*24.8*	32	*8.9*	46	*12.8*	17	*4.7*
Tioga	174	*50.7*	55	*16.0*	25	*7.3*	47	*13.7*	20	*5.8*
Venango	190	*45.6*	57	*13.7*	37	*8.9*	21	*5.0*	43	*10.3*
Warren	342	*61.4*	67	*12.0*	37	*6.6*	38	*6.8*	38	*6.8*
Wayne	352	*44.2*	92	*11.5*	173	*21.7*	32	*4.0*	100	*12.5*
7th Class Counties										
Juniata	147	*55.5*	34	*12.8*	17	*6.4*	42	*15.8*	14	*5.3*
Snyder	183	*56.1*	45	*13.8*	24	*7.4*	44	*13.5*	17	*5.2*
Union	178	*52.5*	27	*8.0*	25	*7.4*	25	*7.4*	58	*17.1*
Wyoming	147	*42.2*	60	*17.2*	33	*9.5*	36	*10.3*	20	*5.7*
8th Class Counties										
Cameron	30	*48.4*	16	*25.8*	1	*1.6*	9	*14.5*	2	*3.2*
Forest	9	*37.5*	6	*25.0*	2	*8.3*	4	*16.7*	2	*8.3*
Fulton	65	*68.4*	9	*9.5*	3	*3.2*	4	*4.2*	8	*8.4*
Montour	80	*41.5*	38	*19.7*	22	*11.4*	3	*1.6*	39	*20.2*
Potter	46	*47.4*	11	*11.3*	7	*7.2*	17	*17.5*	4	*4.1*
Sullivan	23	*50.0*	5	*10.9*	7	*15.2*	5	*10.9*	3	*6.5*

	Hearing for Defendant	%	Uncategorized	%	Default Judgment Defendant	%	Pre-Dispositional Other	%	Total Processed
6th Class Counties									
Armstrong	27	*5.4*	15	*3.0*	0	--	1	*0.2*	496
Bedford	9	*3.1*	7	*2.4*	1	*0.3*	0	--	287
Bradford	21	*2.7*	15	*1.9*	5	*0.6*	1	*0.1*	770
Carbon	50	*5.3*	5	*0.5*	6	*0.6*	6	*0.6*	940
Clarion	7	*2.4*	0	*0.0*	1	*0.3*	0	--	297
Clearfield	35	*4.0*	34	*3.9*	7	*0.8*	1	*0.1*	877
Clinton	19	*7.2*	6	*2.3*	2	*0.8*	0	--	264
Columbia	23	*3.2*	23	*3.2*	3	*0.4*	2	*0.3*	720
Crawford	48	*6.3*	45	*5.9*	3	*0.4*	4	*0.5*	766
Elk	10	*4.1*	2	*0.8*	2	*0.8*	0	--	242
Greene	25	*8.4*	1	*0.3*	5	*1.7*	2	*0.7*	297
Huntingdon	8	*2.7*	3	*1.0*	2	*0.7*	0	--	294
Indiana	31	*4.5*	6	*0.9*	8	*1.2*	2	*0.3*	683
Jefferson	20	*4.2*	5	*1.1*	2	*0.4*	1	*0.2*	471
McKean	17	*4.0*	6	*1.4*	5	*1.2*	0	--	430
Mifflin	18	*4.2*	7	*1.6*	3	*0.7*	2	*0.5*	431
Perry	15	*4.3*	6	*1.7*	4	*1.1*	0	--	351
Pike	21	*2.3*	87	*9.5*	7	*0.8*	6	*0.7*	920
Somerset	21	*2.2*	59	*6.1*	5	*0.5*	15	*1.6*	965
Susquehanna	7	*1.9*	8	*2.2*	4	*1.1*	2	*0.6*	359
Tioga	8	*2.3*	13	*3.8*	0	--	1	*0.3*	343
Venango	14	*3.4*	49	*11.8*	2	*0.5*	4	*1.0*	417
Warren	17	*3.1*	15	*2.7*	1	*0.2*	2	*0.4*	557
Wayne	25	*3.1*	15	*1.9*	8	*1.0*	0	--	797
7th Class Counties									
Juniata	1	*0.4*	9	*3.4*	0	--	1	*0.4*	265
Snyder	11	*3.4*	2	*0.6*	0	--	0	--	326
Union	18	*5.3*	2	*0.6*	5	*1.5*	1	*0.3*	339
Wyoming	22	*6.3*	25	*7.2*	5	*1.4*	0	--	348
8th Class Counties									
Cameron	2	*3.2*	0	*0.0*	1	*1.6*	1	*1.6*	62
Forest	0	--	0	*0.0*	1	*4.2*	0	--	24
Fulton	3	*3.2*	3	*3.2*	0	--	0	--	95
Montour	2	*1.0*	0	*0.0*	6	*3.1*	3	*1.6*	193
Potter	8	*8.2*	3	*3.1*	1	*1.0*	0	--	97
Sullivan	2	*4.3*	1	*2.2*	0	--	0	--	46

	0-60 Days	%	61-120 Days	%	121-180 Days	%	181-240 Days	%	241-300 Days	%	301-360 Days	%	Over 360 Days	%
2nd Class County														
Allegheny	1,502	*41.9*	444	*12.4*	206	*5.8*	123	*3.4*	84	*2.3*	49	*1.4*	1,173	*32.8*
2A Class Counties														
Bucks	672	*58.8*	203	*17.8*	66	*5.8*	33	*2.9*	21	*1.8*	24	*2.1*	123	*10.8*
Delaware	732	*33.7*	355	*16.4*	132	*6.1*	93	*4.3*	40	*1.8*	25	*1.2*	794	*36.6*
Montgomery	888	*24.3*	393	*10.8*	195	*5.3*	111	*3.0*	93	*2.5*	70	*1.9*	1,898	*52.0*
3rd Class Counties														
Berks	465	*28.9*	143	*8.9*	44	*2.7*	31	*1.9*	34	*2.1*	26	*1.6*	868	*53.9*
Chester	480	*55.4*	133	*15.4*	57	*6.6*	25	*2.9*	12	*1.4*	12	*1.4*	147	*17.0*
Cumberland	279	*58.9*	72	*15.2*	18	*3.8*	14	*3.0*	7	*1.5*	4	*0.8*	80	*16.9*
Dauphin	357	*18.1*	137	*7.0*	54	*2.7*	48	*2.4*	27	*1.4*	31	*1.6*	1,314	*66.8*
Erie	260	*35.3*	78	*10.6*	25	*3.4*	16	*2.2*	15	*2.0*	8	*1.1*	334	*45.4*
Lackawanna	291	*34.9*	101	*12.1*	50	*6.0*	45	*5.4*	41	*4.9*	23	*2.8*	283	*33.9*
Lancaster	361	*44.3*	98	*12.0*	38	*4.7*	16	*2.0*	7	*0.9*	12	*1.5*	283	*34.7*
Lehigh	415	*48.1*	181	*21.0*	54	*6.3*	42	*4.9*	23	*2.7*	28	*3.2*	119	*13.8*
Luzerne	491	*25.9*	179	*9.5*	86	*4.5*	64	*3.4*	37	*2.0*	30	*1.6*	1,006	*53.1*
Northampton	270	*23.1*	101	*8.7*	35	*3.0*	32	*2.7*	22	*1.9*	14	*1.2*	693	*59.4*
Westmoreland	374	*24.4*	93	*6.1*	42	*2.7*	36	*2.3*	26	*1.7*	24	*1.6*	937	*61.2*
York	613	*48.9*	89	*7.1*	44	*3.5*	36	*2.9*	16	*1.3*	7	*0.6*	448	*35.8*
4th Class Counties														
Beaver	163	*17.5*	50	*5.4*	26	*2.8*	12	*1.3*	11	*1.2*	18	*1.9*	650	*69.9*
Butler	154	*33.1*	41	*8.8*	19	*4.1*	9	*1.9*	9	*1.9*	3	*0.6*	230	*49.5*
Cambria	123	*49.6*	37	*14.9*	7	*2.8*	7	*2.8*	1	*0.4*	2	*0.8*	71	*28.6*
Centre	111	*48.5*	27	*11.8*	3	*1.3*	0	--	2	*0.9*	1	*0.4*	85	*37.1*
Fayette	114	*61.0*	21	*11.2*	3	*1.6*	3	*1.6*	1	*0.5*	2	*1.1*	43	*23.0*
Franklin	147	*7.5*	42	*2.2*	13	*0.7*	13	*0.7*	12	*0.6*	9	*0.5*	1,714	*87.9*
Monroe	349	*35.8*	122	*12.5*	40	*4.1*	33	*3.4*	17	*1.7*	18	*1.8*	397	*40.7*
Schuylkill	163	*47.4*	46	*13.4*	19	*5.5*	17	*4.9*	22	*6.4*	6	*1.7*	71	*20.6*
Washington	175	*34.1*	43	*8.4*	17	*3.3*	11	*2.1*	10	*1.9*	7	*1.4*	250	*48.7*
5th Class Counties														
Adams	98	*66.7*	11	*7.5*	4	*2.7*	3	*2.0*	2	*1.4*	2	*1.4*	27	*18.4*
Blair	101	*49.8*	33	*16.3*	8	*3.9*	1	*0.5*	1	*0.5*	3	*1.5*	56	*27.6*
Lawrence	71	*46.1*	43	*27.9*	6	*3.9*	2	*1.3*	1	*0.6*	2	*1.3*	29	*18.8*
Lebanon	137	*14.4*	28	*2.9*	5	*0.5*	7	*0.7*	3	*0.3*	2	*0.2*	771	*80.9*
Lycoming	202	*55.6*	44	*12.1*	6	*1.7*	7	*1.9*	13	*3.6*	12	*3.3*	79	*21.8*
Mercer	96	*34.3*	19	*6.8*	14	*5.0*	4	*1.4*	9	*3.2*	4	*1.4*	134	*47.9*
Northumberland	68	*18.8*	28	*7.7*	17	*4.7*	6	*1.7*	7	*1.9*	10	*2.8*	226	*62.4*

	0-60 Days	%	61-120 Days	%	121-180 Days	%	181-240 Days	%	241-300 Days	%	301-360 Days	%	Over 360 Days	%
6th Class Counties														
Armstrong	46	*21.1*	12	*5.5*	5	*2.3*	5	*2.3*	1	*0.5*	2	*0.9*	147	*67.4*
Bedford	36	*19.1*	7	*3.7*	1	*0.5*	0	--	0	--	0	--	144	*76.6*
Bradford	94	*68.6*	17	*12.4*	3	*2.2*	5	*3.6*	1	*0.7*	0	--	17	*12.4*
Carbon	73	*50.3*	26	*17.9*	20	*13.8*	5	*3.4*	2	*1.4*	0	--	19	*13.1*
Clarion	32	*59.3*	8	*14.8*	0	--	0	--	0	--	0	--	14	*25.9*
Clearfield	84	*9.8*	28	*3.3*	13	*1.5*	12	*1.4*	5	*0.6*	6	*0.7*	711	*82.8*
Clinton	34	*66.7*	6	*11.8*	2	*3.9*	0	--	0	--	0	--	9	*17.6*
Columbia	115	*76.2*	25	*16.6*	2	*1.3*	0	--	1	*0.7*	1	*0.7*	7	*4.6*
Crawford	62	*11.0*	21	*3.7*	8	*1.4*	5	*0.9*	3	*0.5*	2	*0.4*	462	*82.1*
Elk	27	*14.9*	3	*1.7*	3	*1.7*	1	*0.6*	0	--	1	*0.6*	146	*80.7*
Greene	43	*69.4*	11	*17.7*	2	*3.2*	0	--	1	*1.6*	0	--	5	*8.1*
Huntingdon	36	*70.6*	7	*13.7*	0	--	0	--	0	--	0	--	8	*15.7*
Indiana	99	*51.6*	18	*9.4*	10	*5.2*	7	*3.6*	9	*4.7*	6	*3.1*	43	*22.4*
Jefferson	45	*45.9*	10	*10.2*	2	*2.0*	4	*4.1*	1	*1.0*	0	--	36	*36.7*
McKean	30	*38.0*	6	*7.6*	3	*3.8*	4	*5.1*	3	*3.8*	1	*1.3*	32	*40.5*
Mifflin	22	*33.8*	4	*6.2*	2	*3.1*	1	*1.5*	0	--	0	--	36	*55.4*
Perry	38	*26.4*	11	*7.6*	0	--	4	*2.8*	3	*2.1*	1	*0.7*	87	*60.4*
Pike	130	*46.3*	37	*13.2*	20	*7.1*	11	*3.9*	1	*0.4*	2	*0.7*	80	*28.5*
Somerset	111	*66.1*	16	*9.5*	2	*1.2*	0	--	1	*0.6*	0	--	38	*22.6*
Susquehanna	30	*73.2*	5	*12.2*	1	*2.4*	1	*2.4*	1	*2.4*	1	*2.4*	2	*4.9*
Tioga	27	*52.9*	2	*3.9*	1	*2.0*	2	*3.9*	0	--	0	--	19	*37.3*
Venango	64	*35.0*	12	*6.6*	3	*1.6*	3	*1.6*	2	*1.1*	4	*2.2*	95	*51.9*
Warren	97	*49.5*	22	*11.2*	10	*5.1*	10	*5.1*	9	*4.6*	11	*5.6*	37	*18.9*
Wayne	43	*15.9*	16	*5.9*	1	*0.4*	3	*1.1*	3	*1.1*	2	*0.7*	203	*74.9*
7th Class Counties														
Juniata	32	*39.0*	4	*4.9*	2	*2.4*	0	--	0	--	0	--	44	*53.7*
Snyder	35	*25.9*	5	*3.7*	0	--	0	--	0	--	0	--	95	*70.4*
Union	23	*14.3*	11	*6.8*	1	*0.6*	2	*1.2*	2	*1.2*	1	*0.6*	121	*75.2*
Wyoming	32	*80.0*	1	*2.5*	2	*5.0*	0	--	0	--	0	--	5	*12.5*
8th Class Counties														
Cameron	7	*25.9*	2	*7.4*	2	*7.4*	0	--	0	--	0	--	16	*59.3*
Forest	5	*18.5*	0	--	3	*11.1*	0	--	0	--	0	--	19	*70.4*
Fulton	8	*36.4*	2	*9.1*	0	--	0	--	1	*4.5*	0	--	11	*50.0*
Montour	18	*17.0*	5	*4.7*	2	*1.9*	14	*13.2*	2	*1.9*	9	*8.5*	56	*52.8*
Potter	13	*81.3*	1	*6.3*	0	--	0	--	0	--	0	--	2	*12.5*
Sullivan	2	*50.0*	0	--	0	--	0	--	0	--	0	--	2	*50.0*

2015 Magisterial District Judge State Totals
Landlord/Tenant

Cases Pending 1/1/15	**8,235**
New Cases Filed	93,441
Adjudicated Case Status Change	1
Bankruptcy Status Change	1
Cases Available for Processing	**101,678**
Cases Processed and Inactive	**93,571**
Cases Pending 12/31/15	**8,107**

Age of Pending Cases

0-60 Days	3,560	*43.9%*
61-120 Days	86	*1.1%*
121-180 Days	51	*0.6%*
181-240 Days	37	*0.5%*
241-300 Days	16	*0.2%*
301-360 Days	25	*0.3%*
Over 360 Days	4,332	*53.4%*
Total	**8,107**	

Processed By:

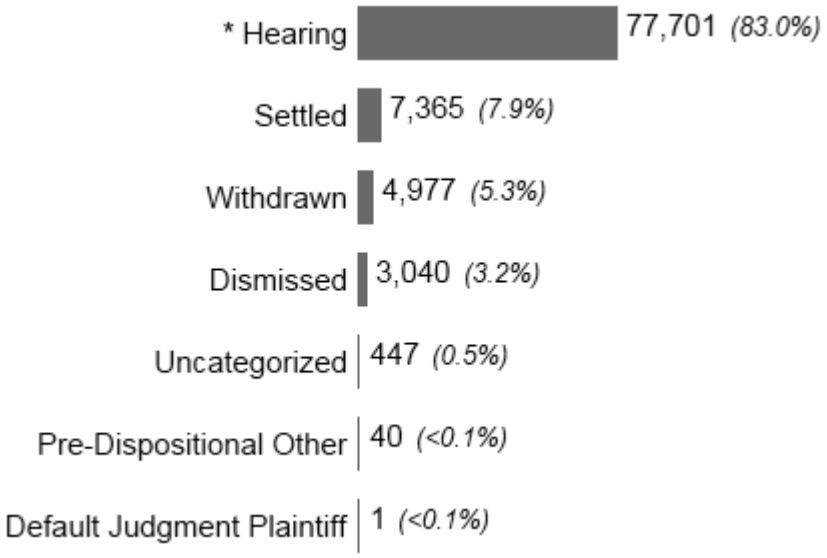

* *Hearing for Plaintiff*	*76,544*	*(98.5%)*
Hearing for Defendant	*1,157*	*(1.5%)*

	Cases Pending 1/1/15	New Cases	Adjudicated Case Status Change	Bankruptcy Status Change	Cases Available for Processing	Total Cases Processed	Cases Pending 12/31/15
2nd Class County							
Allegheny	1,111	13,387	0	0	14,498	13,449	1,049
2A Class Counties							
Bucks	271	5,617	0	0	5,888	5,641	247
Delaware	921	7,459	0	1	8,381	7,439	942
Montgomery	918	5,877	0	0	6,795	5,936	859
3rd Class Counties							
Berks	368	4,590	0	0	4,958	4,595	363
Chester	113	2,721	0	0	2,834	2,683	151
Cumberland	112	1,593	0	0	1,705	1,575	130
Dauphin	738	6,783	0	0	7,521	6,893	628
Erie	192	3,145	0	0	3,337	3,182	155
Lackawanna	152	1,506	0	0	1,658	1,510	148
Lancaster	263	4,050	0	0	4,313	4,069	244
Lehigh	208	5,726	0	0	5,934	5,685	249
Luzerne	347	2,196	0	0	2,543	2,196	347
Northampton	238	2,554	0	0	2,792	2,567	225
Westmoreland	237	1,697	0	0	1,934	1,695	239
York	456	6,454	0	0	6,910	6,484	426
4th Class Counties							
Beaver	116	1,677	1	0	1,794	1,672	122
Butler	66	713	0	0	779	705	74
Cambria	65	671	0	0	736	664	72
Centre	35	564	0	0	599	549	50
Fayette	40	694	0	0	734	692	42
Franklin	155	1,031	0	0	1,186	1,041	145
Monroe	103	1,106	0	0	1,209	1,111	98
Schuylkill	27	730	0	0	757	729	28
Washington	92	1,328	0	0	1,420	1,306	114
5th Class Counties							
Adams	11	380	0	0	391	374	17
Blair	47	551	0	0	598	550	48
Lawrence	29	703	0	0	732	696	36
Lebanon	199	943	0	0	1,142	941	201
Lycoming	38	862	0	0	900	846	54
Mercer	46	801	0	0	847	807	40
Northumberland	30	392	0	0	422	385	37

	Cases Pending 1/1/15	New Cases	Adjudicated Case Status Change	Bankruptcy Status Change	Cases Available for Processing	Total Cases Processed	Cases Pending 12/31/15
6th Class Counties							
Armstrong	34	154	0	0	188	156	32
Bedford	10	144	0	0	154	136	18
Bradford	9	206	0	0	215	197	18
Carbon	9	361	0	0	370	351	19
Clarion	4	55	0	0	59	56	3
Clearfield	44	215	0	0	259	212	47
Clinton	13	233	0	0	246	235	11
Columbia	26	549	0	0	575	540	35
Crawford	51	322	0	0	373	332	41
Elk	4	54	0	0	58	54	4
Greene	13	165	0	0	178	174	4
Huntingdon	7	105	0	0	112	108	4
Indiana	12	372	0	0	384	356	28
Jefferson	38	114	0	0	152	112	40
McKean	9	115	0	0	124	115	9
Mifflin	5	144	0	0	149	144	5
Perry	40	241	0	0	281	233	48
Pike	13	148	0	0	161	146	15
Somerset	9	169	0	0	178	170	8
Susquehanna	3	124	0	0	127	120	7
Tioga	6	101	0	0	107	101	6
Venango	39	173	0	0	212	182	30
Warren	7	93	0	0	100	92	8
Wayne	14	145	0	0	159	140	19
7th Class Counties							
Juniata	5	42	0	0	47	43	4
Snyder	17	113	0	0	130	116	14
Union	32	55	0	0	87	62	25
Wyoming	3	68	0	0	71	66	5
8th Class Counties							
Cameron	0	5	0	0	5	5	0
Forest	0	4	0	0	4	2	2
Fulton	3	33	0	0	36	32	4
Montour	12	88	0	0	100	87	13
Potter	0	24	0	0	24	24	0
Sullivan	0	6	0	0	6	5	1

	Hearing for Plaintiff	%	Settled	%	Withdrawn	%	Dismissed	%	Hearing for Defendant	%
2nd Class County										
Allegheny	11,531	*85.7*	652	*4.8*	499	*3.7*	548	*4.1*	198	*1.5*
2A Class Counties										
Bucks	4,382	*77.7*	580	*10.3*	522	*9.3*	57	*1.0*	84	*1.5*
Delaware	5,561	*74.8*	830	*11.2*	590	*7.9*	341	*4.6*	61	*0.8*
Montgomery	4,253	*71.6*	847	*14.3*	530	*8.9*	182	*3.1*	86	*1.4*
3rd Class Counties										
Berks	3,962	*86.2*	199	*4.3*	162	*3.5*	183	*4.0*	69	*1.5*
Chester	1,922	*71.6*	402	*15.0*	223	*8.3*	75	*2.8*	38	*1.4*
Cumberland	1,272	*80.8*	163	*10.3*	49	*3.1*	59	*3.7*	17	*1.1*
Dauphin	5,714	*82.9*	536	*7.8*	434	*6.3*	167	*2.4*	19	*0.3*
Erie	2,804	*88.1*	182	*5.7*	42	*1.3*	49	*1.5*	67	*2.1*
Lackawanna	1,291	*85.5*	60	*4.0*	64	*4.2*	55	*3.6*	26	*1.7*
Lancaster	3,337	*82.0*	339	*8.3*	235	*5.8*	96	*2.4*	50	*1.2*
Lehigh	4,710	*82.8*	448	*7.9*	238	*4.2*	225	*4.0*	48	*0.8*
Luzerne	1,883	*85.7*	119	*5.4*	72	*3.3*	79	*3.6*	34	*1.5*
Northampton	2,021	*78.7*	267	*10.4*	114	*4.4*	100	*3.9*	29	*1.1*
Westmoreland	1,489	*87.8*	70	*4.1*	72	*4.2*	48	*2.8*	10	*0.6*
York	5,217	*80.5*	790	*12.2*	248	*3.8*	190	*2.9*	23	*0.4*
4th Class Counties										
Beaver	1,533	*91.7*	37	*2.2*	39	*2.3*	25	*1.5*	35	*2.1*
Butler	590	*83.7*	45	*6.4*	29	*4.1*	29	*4.1*	6	*0.9*
Cambria	603	*90.8*	14	*2.1*	27	*4.1*	10	*1.5*	5	*0.8*
Centre	386	*70.3*	74	*13.5*	76	*13.8*	6	*1.1*	5	*0.9*
Fayette	566	*81.8*	34	*4.9*	42	*6.1*	37	*5.3*	9	*1.3*
Franklin	833	*80.0*	118	*11.3*	43	*4.1*	39	*3.7*	4	*0.4*
Monroe	897	*80.7*	31	*2.8*	83	*7.5*	68	*6.1*	26	*2.3*
Schuylkill	648	*88.9*	17	*2.3*	11	*1.5*	33	*4.5*	11	*1.5*
Washington	1,099	*84.2*	81	*6.2*	51	*3.9*	48	*3.7*	23	*1.8*
5th Class Counties										
Adams	311	*83.2*	29	*7.8*	12	*3.2*	13	*3.5*	8	*2.1*
Blair	446	*81.1*	32	*5.8*	34	*6.2*	18	*3.3*	14	*2.5*
Lawrence	585	*84.1*	19	*2.7*	23	*3.3*	51	*7.3*	7	*1.0*
Lebanon	777	*82.6*	79	*8.4*	35	*3.7*	34	*3.6*	12	*1.3*
Lycoming	731	*86.4*	13	*1.5*	53	*6.3*	25	*3.0*	20	*2.4*
Mercer	706	*87.5*	14	*1.7*	43	*5.3*	21	*2.6*	20	*2.5*
Northumberland	334	*86.8*	5	*1.3*	19	*4.9*	6	*1.6*	15	*3.9*

	Uncategorized	%	Pre-Dispositional Other	%	Default Judgment Plaintiff	%	Total Processed
2nd Class County							
Allegheny	17	0.1	4	*<0.1*	0	--	13,449
2A Class Counties							
Bucks	11	0.2	5	*0.1*	0	--	5,641
Delaware	56	0.8	0	--	0	--	7,439
Montgomery	35	0.6	3	*0.1*	0	--	5,936
3rd Class Counties							
Berks	19	0.4	1	*<0.1*	0	--	4,595
Chester	19	0.7	4	*0.1*	0	--	2,683
Cumberland	13	0.8	1	*0.1*	1	*0.1*	1,575
Dauphin	22	0.3	1	*<0.1*	0	--	6,893
Erie	38	1.2	0	--	0	--	3,182
Lackawanna	14	0.9	0	--	0	--	1,510
Lancaster	11	0.3	1	*<0.1*	0	--	4,069
Lehigh	15	0.3	1	*<0.1*	0	--	5,685
Luzerne	8	0.4	1	*<0.1*	0	--	2,196
Northampton	34	1.3	2	*0.1*	0	--	2,567
Westmoreland	6	0.4	0	--	0	--	1,695
York	14	0.2	2	*<0.1*	0	--	6,484
4th Class Counties							
Beaver	2	0.1	1	*0.1*	0	--	1,672
Butler	4	0.6	2	*0.3*	0	--	705
Cambria	5	0.8	0	--	0	--	664
Centre	0	--	2	*0.4*	0	--	549
Fayette	3	0.4	1	*0.1*	0	--	692
Franklin	4	0.4	0	--	0	--	1,041
Monroe	6	0.5	0	--	0	--	1,111
Schuylkill	9	1.2	0	--	0	--	729
Washington	4	0.3	0	--	0	--	1,306
5th Class Counties							
Adams	1	0.3	0	--	0	--	374
Blair	5	0.9	1	*0.2*	0	--	550
Lawrence	10	1.4	1	*0.1*	0	--	696
Lebanon	3	0.3	1	*0.1*	0	--	941
Lycoming	3	0.4	1	*0.1*	0	--	846
Mercer	3	0.4	0	--	0	--	807
Northumberland	6	1.6	0	--	0	--	385

	Hearing for Plaintiff	%	Settled	%	Withdrawn	%	Dismissed	%	Hearing for Defendant	%
6th Class Counties										
Armstrong	141	*90.4*	1	*0.6*	4	*2.6*	3	*1.9*	3	*1.9*
Bedford	112	*82.4*	15	*11.0*	4	*2.9*	1	*0.7*	3	*2.2*
Bradford	175	*88.8*	3	*1.5*	13	*6.6*	3	*1.5*	3	*1.5*
Carbon	312	*88.9*	17	*4.8*	10	*2.8*	4	*1.1*	5	*1.4*
Clarion	50	*89.3*	2	*3.6*	3	*5.4*	1	*1.8*	0	--
Clearfield	186	*87.7*	10	*4.7*	4	*1.9*	7	*3.3*	1	*0.5*
Clinton	199	*84.7*	8	*3.4*	17	*7.2*	4	*1.7*	7	*3.0*
Columbia	465	*86.1*	19	*3.5*	35	*6.5*	14	*2.6*	5	*0.9*
Crawford	267	*80.4*	17	*5.1*	18	*5.4*	16	*4.8*	7	*2.1*
Elk	49	*90.7*	0	--	3	*5.6*	2	*3.7*	0	--
Greene	134	*77.0*	18	*10.3*	3	*1.7*	13	*7.5*	4	*2.3*
Huntingdon	95	*88.0*	1	*0.9*	6	*5.6*	2	*1.9*	3	*2.8*
Indiana	275	*77.2*	41	*11.5*	33	*9.3*	5	*1.4*	1	*0.3*
Jefferson	96	*85.7*	1	*0.9*	10	*8.9*	4	*3.6*	1	*0.9*
McKean	99	*86.1*	7	*6.1*	0	--	7	*6.1*	2	*1.7*
Mifflin	118	*81.9*	5	*3.5*	12	*8.3*	4	*2.8*	4	*2.8*
Perry	212	*91.0*	8	*3.4*	8	*3.4*	1	*0.4*	2	*0.9*
Pike	124	*84.9*	6	*4.1*	11	*7.5*	3	*2.1*	1	*0.7*
Somerset	142	*83.5*	4	*2.4*	10	*5.9*	4	*2.4*	3	*1.8*
Susquehanna	99	*82.5*	3	*2.5*	5	*4.2*	3	*2.5*	8	*6.7*
Tioga	84	*83.2*	10	*9.9*	5	*5.0*	1	*1.0*	0	--
Venango	143	*78.6*	6	*3.3*	14	*7.7*	7	*3.8*	1	*0.5*
Warren	78	*84.8*	4	*4.3*	5	*5.4*	1	*1.1*	4	*4.3*
Wayne	119	*85.0*	6	*4.3*	9	*6.4*	5	*3.6*	0	--
7th Class Counties										
Juniata	33	*76.7*	7	*16.3*	2	*4.7*	0	--	1	*2.3*
Snyder	98	*84.5*	3	*2.6*	8	*6.9*	4	*3.4*	3	*2.6*
Union	47	*75.8*	7	*11.3*	3	*4.8*	2	*3.2*	3	*4.8*
Wyoming	58	*87.9*	7	*10.6*	1	*1.5*	0	--	0	--
8th Class Counties										
Cameron	4	*80.0*	0	--	0	--	1	*20.0*	0	--
Forest	2	*100.0*	0	--	0	--	0	--	0	--
Fulton	29	*90.6*	1	*3.1*	1	*3.1*	1	*3.1*	0	--
Montour	79	*90.8*	2	*2.3*	5	*5.7*	0	--	1	*1.1*
Potter	21	*87.5*	0	--	1	*4.2*	0	--	2	*8.3*
Sullivan	5	*100.0*	0	--	0	--	0	--	0	--

	Uncategorized	%	Pre-Dispositional Other	%	Default Judgment Plaintiff	%	Total Processed
6th Class Counties							
Armstrong	3	1.9	1	*0.6*	0	--	156
Bedford	1	0.7	0	--	0	--	136
Bradford	0	--	0	--	0	--	197
Carbon	2	0.6	1	*0.3*	0	--	351
Clarion	0	--	0	--	0	--	56
Clearfield	4	1.9	0	--	0	--	212
Clinton	0	--	0	--	0	--	235
Columbia	2	0.4	0	--	0	--	540
Crawford	7	2.1	0	--	0	--	332
Elk	0	--	0	--	0	--	54
Greene	2	1.1	0	--	0	--	174
Huntingdon	1	0.9	0	--	0	--	108
Indiana	1	0.3	0	--	0	--	356
Jefferson	0	--	0	--	0	--	112
McKean	0	--	0	--	0	--	115
Mifflin	1	0.7	0	--	0	--	144
Perry	2	0.9	0	--	0	--	233
Pike	0	--	1	*0.7*	0	--	146
Somerset	7	4.1	0	--	0	--	170
Susquehanna	1	0.8	1	*0.8*	0	--	120
Tioga	1	1.0	0	--	0	--	101
Venango	11	6.0	0	--	0	--	182
Warren	0	--	0	--	0	--	92
Wayne	1	0.7	0	--	0	--	140
7th Class Counties							
Juniata	0	--	0	--	0	--	43
Snyder	0	--	0	--	0	--	116
Union	0	--	0	--	0	--	62
Wyoming	0	--	0	--	0	--	66
8th Class Counties							
Cameron	0	--	0	--	0	--	5
Forest	0	--	0	--	0	--	2
Fulton	0	--	0	--	0	--	32
Montour	0	--	0	--	0	--	87
Potter	0	--	0	--	0	--	24
Sullivan	0	--	0	--	0	--	5

	0-60 Days	%	61-120 Days	%	121-180 Days	%	181-240 Days	%	241-300 Days	%	301-360 Days	%	Over 360 Days	%
2nd Class County														
Allegheny	447	*42.6*	7	*0.7*	7	*0.7*	3	*0.3*	2	*0.2*	0	--	583	*55.6*
2A Class Counties														
Bucks	237	*96.0*	0	--	0	--	0	--	0	--	0	--	10	*4.0*
Delaware	465	*49.4*	8	*0.8*	11	*1.2*	4	*0.4*	2	*0.2*	1	*0.1*	451	*47.9*
Montgomery	255	*29.7*	15	*1.7*	4	*0.5*	6	*0.7*	5	*0.6*	2	*0.2*	572	*66.6*
3rd Class Counties														
Berks	131	*36.1*	3	*0.8*	3	*0.8*	3	*0.8*	0	--	2	*0.6*	221	*60.9*
Chester	118	*78.1*	7	*4.6*	1	*0.7*	2	*1.3*	0	--	1	*0.7*	22	*14.6*
Cumberland	76	*58.5*	1	*0.8*	0	--	1	*0.8*	0	--	0	--	52	*40.0*
Dauphin	269	*42.8*	0	--	0	--	1	*0.2*	1	*0.2*	0	--	357	*56.8*
Erie	70	*45.2*	1	*0.6*	1	*0.6*	1	*0.6*	0	--	1	*0.6*	81	*52.3*
Lackawanna	47	*31.8*	6	*4.1*	1	*0.7*	0	--	0	--	1	*0.7*	93	*62.8*
Lancaster	117	*48.0*	2	*0.8*	2	*0.8*	2	*0.8*	0	--	1	*0.4*	120	*49.2*
Lehigh	238	*95.6*	0	--	1	*0.4*	2	*0.8*	0	--	0	--	8	*3.2*
Luzerne	90	*25.9*	4	*1.2*	3	*0.9*	1	*0.3*	0	--	3	*0.9*	246	*70.9*
Northampton	94	*41.8*	3	*1.3*	2	*0.9*	0	--	0	--	1	*0.4*	125	*55.6*
Westmoreland	48	*20.1*	2	*0.8*	1	*0.4*	2	*0.8*	2	*0.8*	5	*2.1*	179	*74.9*
York	224	*52.6*	6	*1.4*	1	*0.2*	3	*0.7*	0	--	1	*0.2*	191	*44.8*
4th Class Counties														
Beaver	38	*31.1*	7	*5.7*	0	--	0	--	0	--	0	--	77	*63.1*
Butler	23	*31.1*	1	*1.4*	1	*1.4*	0	--	1	*1.4*	0	--	48	*64.9*
Cambria	42	*58.3*	0	--	4	*5.6*	1	*1.4*	0	--	0	--	25	*34.7*
Centre	35	*70.0*	0	--	0	--	0	--	0	--	0	--	15	*30.0*
Fayette	28	*66.7*	0	--	0	--	0	--	0	--	0	--	14	*33.3*
Franklin	22	*15.2*	0	--	1	*0.7*	0	--	1	*0.7*	0	--	121	*83.4*
Monroe	43	*43.9*	1	*1.0*	0	--	0	--	0	--	0	--	54	*55.1*
Schuylkill	23	*82.1*	2	*7.1*	0	--	0	--	0	--	0	--	3	*10.7*
Washington	38	*33.3*	2	*1.8*	1	*0.9*	0	--	0	--	0	--	73	*64.0*
5th Class Counties														
Adams	12	*70.6*	0	--	1	*5.9*	0	--	0	--	0	--	4	*23.5*
Blair	15	*31.3*	0	--	0	--	0	--	0	--	0	--	33	*68.8*
Lawrence	30	*83.3*	0	--	0	--	0	--	0	--	0	--	6	*16.7*
Lebanon	21	*10.4*	1	*0.5*	0	--	0	--	0	--	0	--	179	*89.1*
Lycoming	32	*59.3*	1	*1.9*	0	--	0	--	0	--	0	--	21	*38.9*
Mercer	18	*45.0*	1	*2.5*	0	--	0	--	0	--	0	--	21	*52.5*
Northumberland	16	*43.2*	0	--	0	--	0	--	0	--	0	--	21	*56.8*

	0-60 Days	%	61-120 Days	%	121-180 Days	%	181-240 Days	%	241-300 Days	%	301-360 Days	%	Over 360 Days	%
6th Class Counties														
Armstrong	4	*12.5*	0	--	0	--	1	*3.1*	0	--	1	*3.1*	26	*81.3*
Bedford	8	*44.4*	0	--	0	--	0	--	1	*5.6*	0	--	9	*50.0*
Bradford	12	*66.7*	0	--	0	--	0	--	0	--	0	--	6	*33.3*
Carbon	14	*73.7*	1	*5.3*	1	*5.3*	0	--	0	--	2	*10.5*	1	*5.3*
Clarion	1	*33.3*	0	--	0	--	0	--	0	--	1	*33.3*	1	*33.3*
Clearfield	8	*17.0*	1	*2.1*	0	--	0	--	0	--	1	*2.1*	37	*78.7*
Clinton	8	*72.7*	0	--	0	--	0	--	0	--	0	--	3	*27.3*
Columbia	35	*100.0*	0	--	0	--	0	--	0	--	0	--	0	--
Crawford	5	*12.2*	0	--	0	--	1	*2.4*	1	*2.4*	0	--	34	*82.9*
Elk	1	*25.0*	0	--	0	--	0	--	0	--	0	--	3	*75.0*
Greene	1	*25.0*	0	--	0	--	1	*25.0*	0	--	0	--	2	*50.0*
Huntingdon	1	*25.0*	0	--	0	--	0	--	0	--	0	--	3	*75.0*
Indiana	26	*92.9*	0	--	0	--	0	--	0	--	0	--	2	*7.1*
Jefferson	4	*10.0*	0	--	0	--	0	--	0	--	0	--	36	*90.0*
McKean	2	*22.2*	0	--	0	--	0	--	0	--	0	--	7	*77.8*
Mifflin	2	*40.0*	0	--	0	--	0	--	0	--	0	--	3	*60.0*
Perry	16	*33.3*	1	*2.1*	0	--	0	--	0	--	0	--	31	*64.6*
Pike	4	*26.7*	0	--	0	--	0	--	0	--	0	--	11	*73.3*
Somerset	4	*50.0*	0	--	0	--	0	--	0	--	0	--	4	*50.0*
Susquehanna	7	*100.0*	0	--	0	--	0	--	0	--	0	--	0	--
Tioga	3	*50.0*	0	--	1	*16.7*	0	--	0	--	0	--	2	*33.3*
Venango	2	*6.7*	1	*3.3*	1	*3.3*	0	--	0	--	0	--	26	*86.7*
Warren	1	*12.5*	0	--	0	--	1	*12.5*	0	--	1	*12.5*	5	*62.5*
Wayne	9	*47.4*	0	--	0	--	0	--	0	--	0	--	10	*52.6*
7th Class Counties														
Juniata	2	*50.0*	0	--	0	--	0	--	0	--	0	--	2	*50.0*
Snyder	4	*28.6*	0	--	0	--	0	--	0	--	0	--	10	*71.4*
Union	1	*4.0*	0	--	0	--	0	--	0	--	0	--	24	*96.0*
Wyoming	5	*100.0*	0	--	0	--	0	--	0	--	0	--	0	--
8th Class Counties														
Cameron	0	--	0	--	0	--	0	--	0	--	0	--	0	--
Forest	1	*50.0*	0	--	1	*50.0*	0	--	0	--	0	--	0	--
Fulton	2	*50.0*	0	--	0	--	0	--	0	--	0	--	2	*50.0*
Montour	5	*38.5*	0	--	1	*7.7*	1	*7.7*	0	--	0	--	6	*46.2*
Potter	0	--	0	--	0	--	0	--	0	--	0	--	0	--
Sullivan	0	--	1	*100.0*	0	--	0	--	0	--	0	--	0	--

	Civil Action	Landlord/Tenant	
	Execution	Execution	Possession
State Total	**2,753**	**401**	**38,552**
2nd Class County			
Allegheny	197	39	5,762
2A Class Counties			
Bucks	230	9	2,268
Delaware	98	7	3,065
Montgomery	292	21	2,264
3rd Class Counties			
Berks	77	4	2,124
Chester	77	20	929
Cumberland	8	0	564
Dauphin	10	2	3,157
Erie	66	23	1,403
Lackawanna	1	0	623
Lancaster	176	12	1,710
Lehigh	49	13	2,452
Luzerne	151	13	921
Northampton	31	13	1,011
Westmoreland	78	35	667
York	47	8	2,654
4th Class Counties			
Beaver	36	6	868
Butler	23	13	229
Cambria	37	6	242
Centre	36	1	101
Fayette	0	0	338
Franklin	32	6	420
Monroe	67	3	446
Schuylkill	41	4	285
Washington	30	13	580
5th Class Counties			
Adams	19	3	129
Blair	29	2	211
Lawrence	12	0	303
Lebanon	85	15	386
Lycoming	35	4	321
Mercer	42	9	356
Northumberland	26	4	134
	22	2	55

	Civil Action	Landlord/Tenant	
	Execution	Execution	Possession
6th Class Counties			
Armstrong	22	2	55
Bedford	9	0	37
Bradford	43	3	58
Carbon	38	4	188
Clarion	7	1	8
Clearfield	67	11	74
Clinton	10	3	50
Columbia	71	15	189
Crawford	30	3	125
Elk	19	2	20
Greene	11	3	52
Huntingdon	9	1	41
Indiana	9	2	99
Jefferson	29	4	34
McKean	39	3	29
Mifflin	15	1	42
Perry	4	1	100
Pike	3	1	55
Somerset	0	0	34
Susquehanna	22	10	32
Tioga	13	2	23
Venango	33	8	62
Warren	11	1	21
Wayne	14	1	57
7th Class Counties			
Juniata	17	2	15
Snyder	19	3	34
Union	13	0	20
Wyoming	11	2	14
8th Class Counties			
Cameron	5	0	2
Forest	1	0	1
Fulton	5	2	15
Montour	14	2	33
Potter	2	0	6
Sullivan	0	0	4

	Filed	Granted	%	Denied	%	Unreported	%
State Total	**7,085**	**5,735**	***80.9***	**919**	***13.0***	**431**	***6.1***
2nd Class County							
Allegheny	2,979	2,429	*81.5*	512	*17.2*	38	*1.3*
2A Class Counties							
Bucks	9	9	*100.0*	0	--	0	--
Delaware	276	216	*78.3*	15	*5.4*	45	*16.3*
Montgomery	85	75	*88.2*	4	*4.7*	6	*7.1*
3rd Class Counties							
Berks	1,058	806	*76.2*	210	*19.8*	42	*4.0*
Chester	154	133	*86.4*	20	*13.0*	1	*0.6*
Cumberland	2	2	*100.0*	0	--	0	--
Dauphin	234	199	*85.0*	17	*7.3*	18	*7.7*
Erie	28	15	*53.6*	1	*3.6*	12	*42.9*
Lackawanna	51	33	*64.7*	0	--	18	*35.3*
Lancaster	47	41	*87.2*	0	--	6	*12.8*
Lehigh	396	376	*94.9*	17	*4.3*	3	*0.8*
Luzerne	78	54	*69.2*	1	*1.3*	23	*29.5*
Northampton	82	58	*70.7*	2	*2.4*	22	*26.8*
Westmoreland	137	118	*86.1*	15	*10.9*	4	*2.9*
York	25	16	*64.0*	1	*4.0*	8	*32.0*
4th Class Counties							
Beaver	336	305	*90.8*	24	*7.1*	7	*2.1*
Butler	67	50	*74.6*	15	*22.4*	2	*3.0*
Cambria	4	2	*50.0*	0	--	2	*50.0*
Centre	54	47	*87.0*	4	*7.4*	3	*5.6*
Fayette	18	4	*22.2*	0	--	14	*77.8*
Franklin	0	0	--	0	--	0	--
Monroe	13	11	*84.6*	0	--	2	*15.4*
Schuylkill	67	50	*74.6*	0	--	17	*25.4*
Washington	45	43	*95.6*	1	*2.2*	1	*2.2*
5th Class Counties							
Adams	23	22	*95.7*	0	--	1	*4.3*
Blair	75	55	*73.3*	2	*2.7*	18	*24.0*
Lawrence	34	15	*44.1*	0	--	19	*55.9*
Lebanon	8	3	*37.5*	0	--	5	*62.5*
Lycoming	36	14	*38.9*	0	--	22	*61.1*
Mercer	39	33	*84.6*	6	*15.4*	0	--
Northumberland	26	20	*76.9*	1	*3.8*	5	*19.2*

	Filed	Granted	%	Denied	%	Unreported	%
6th Class Counties							
Armstrong	32	21	*65.6*	3	*9.4*	8	*25.0*
Bedford	2	2	*100.0*	0	--	0	--
Bradford	25	7	*28.0*	0	--	18	*72.0*
Carbon	29	26	*89.7*	0	--	3	*10.3*
Clarion	3	2	*66.7*	0	--	1	*33.3*
Clearfield	24	22	*91.7*	0	--	2	*8.3*
Clinton	10	8	*80.0*	2	*20.0*	0	--
Columbia	23	23	*100.0*	0	--	0	--
Crawford	0	0	--	0	--	0	--
Elk	5	4	*80.0*	0	--	1	*20.0*
Greene	58	54	*93.1*	3	*5.2*	1	*1.7*
Huntingdon	16	15	*93.8*	0	--	1	*6.3*
Indiana	37	21	*56.8*	15	*40.5*	1	*2.7*
Jefferson	8	7	*87.5*	1	*12.5*	0	--
McKean	0	0	--	0	--	0	--
Mifflin	1	1	*100.0*	0	--	0	--
Perry	3	3	*100.0*	0	--	0	--
Pike	53	51	*96.2*	1	*1.9*	1	*1.9*
Somerset	16	15	*93.8*	0	--	1	*6.3*
Susquehanna	51	30	*58.8*	21	*41.2*	0	--
Tioga	8	4	*50.0*	1	*12.5*	3	*37.5*
Venango	36	34	*94.4*	2	*5.6*	0	--
Warren	10	8	*80.0*	0	--	2	*20.0*
Wayne	57	52	*91.2*	0	--	5	*8.8*
7th Class Counties							
Juniata	1	1	*100.0*	0	--	0	--
Snyder	13	13	*100.0*	0	--	0	--
Union	9	8	*88.9*	0	--	1	*11.1*
Wyoming	32	14	*43.8*	1	*3.1*	17	*53.1*
8th Class Counties							
Cameron	0	0	--	0	--	0	--
Forest	4	4	*100.0*	0	--	0	--
Fulton	1	1	*100.0*	0	--	0	--
Montour	7	7	*100.0*	0	--	0	--
Potter	11	11	*100.0*	0	--	0	--
Sullivan	14	12	*85.7*	1	*7.1*	1	*7.1*

MAGISTERIAL DISTRICT JUDGE

Active Warrant Status Change	Cases that begin the reporting period with an active warrant and the warrant was returned or cancelled during the reporting period.
Adjudicated Case Status Change	Cases that were adjudicated prior to the reporting period and had the disposition removed during the reporting period.
Age of Pending Cases	A breakdown of the active magisterial district judge caseload by the interval of time elapsed from the date the case is filed in the magisterial district judge office to the end of the current year.
Bankruptcy Status Change	Cases that were in a bankruptcy status prior to the reporting period and had the bankruptcy removed or discharged during the reporting period.
Cases Disposed	The number of cases in which a magisterial district judge renders a decision, a guilty plea is entered, or some other final decision is made. A case is counted as disposed even though all fines and costs may not have been collected.
Cases Filed	The number of cases initiated during the year. Initiated by a citation: Traffic and Non-Traffic; Initiated by a complaint: Civil Action, Landlord/Tenant Action and Private Criminal; Initiated by a petition: Emergency Protection From Abuse. The individually numbered docket transcript (OTN) is the unit of count for Criminal Cases.
Civil	A civil action involving a claim of $12,000 or less.
Closed Case Status Change	Cases that were in a closed status prior to the reporting period and had the status changed from closed to another status.
Criminal Case	The set of Felony, Misdemeanor or Escalating Summary charges arising from a single criminal incident. When an incident involves co-defendants, the prosecution of each defendant is counted separately (i.e., only one defendant per case).
Default Judgment Defendant/Plaintiff	A disposition category for Civil, and Landlord/Tenant, referring to the number of cases in which a judgment was entered for one party because the other party failed to appear.
Denied	A disposition category for Emergency Protection From Abuse cases, referring to the number of emergency petitions in which an immediate and present danger of abuse to the plaintiff and/or minor children was not found by the magisterial district judge or Philadelphia Municipal Court judge.

Dismissed	A disposition category referring to the number of cases dismissed or discharged by the magisterial district judge.
Diversionary Disposition	Includes cases that have been processed by Accelerated Rehabilitative Disposition (ARD), dismissed by ARD, or dismissed due to participation in a Diversionary program such as Veterans Court.
Emergency Protection From Abuse	A type of case in which the plaintiff petitions for emergency relief from abuse by the defendant. Immediate and present danger of abuse to the plaintiff and/or minor children constitutes cause for an emergency protection order.
Felony/Misdemeanor/ Escalating Summary	A Felony is a statutory class of crime generally more serious than a misdemeanor; murder of the first degree is also counted with felonies. A Misdemeanor is a statutory class of crime generally more serious than a summary offense and less serious than a felony. The maximum term of imprisonment for a misdemeanor may not exceed five years. For a summary offense, the maximum term of imprisonment may not exceed 90 days. An Escalating Summary is a charge (e.g., retail or library theft) for which the grading as a summary or misdemeanor/felony is determined by the defendant's criminal history.
Granted	A disposition category for Emergency Protection From Abuse cases, referring to the number of emergency petitions in which an immediate and present danger of abuse to the plaintiff and/or minor children was found by the magisterial district judge or Philadelphia Municipal Court judge.
Guilty Plea	A disposition category referring to the number of cases in which the defendant admits having committed the offense for which he is charged. For Traffic and Non-Traffic Citations, guilty pleas include defendants submitting payment of fines and costs without pleading guilty on the citation forms.
Held for Court	A disposition category referring to the number of cases for which a prima facie case was established and the defendant was held for court.
Landlord/Tenant	Action of landlord/lessor against a tenant/lessee for the recovery of real property. The complaint may include a claim for rent due unpaid. Also, included in this category are defendant claims against the plaintiff arising from occupancy of the premise.
Non-Traffic Citation	A summary offense in which charges are initiated by a police officer, other than those classified under Traffic Citation.
Order of Execution	The enforcement of a civil money judgment. The defendant's property is sold to satisfy the judgment.
Order of Possession	The enforcement of a Landlord/Tenant Action for possession of property.
Pre-Dispositional Other	Cases that remain in Inactive status at the end of the reporting period for reasons other than warrants. Bankruptcy being the most common reason.

Pre-Dispositional Warrants	Cases prior to adjudication that began the reporting period in an active status and had a warrant issued that remains active at the close of the reporting period.
Private Criminal Complaint	A summary offense in which charges are initiated by a private citizen.
Post-Dispositional Other	Cases dismissed due to defendant deceased.
Settled	A disposition category referring to cases in which the parties resolve the issues of the dispute.
Traffic Citation	A traffic citation initiates summary proceedings for offenses under the Pennsylvania Vehicle Code, or for violations of local parking ordinances not covered by the Vehicle Code.
Uncategorized	Cases marked closed during the reporting period, but without a final disposition entered, such as cases transferred to other district courts. This category also includes cases with a Sent to Common Pleas disposition.
Waiver of Preliminary Hearing	A disposition category referring to cases forwarded to common pleas court after a preliminary hearing has been waived.
Withdrawn	A disposition category referring to cases in which the prosecutor formally withdraws the charges. For Civil and Landlord/Tenant, a disposition category referring to the number of cases in which the plaintiff withdrew the complaint.

2015 Philadelpia Municipal Court

	Felony/Misdemeanor	Summary	Total
Cases Pending 1/1/15	**11,708**	**4,056**	**15,764**
New Cases Received	39,496	27,093	66,589
Cases Reopened	2,966	1,159	4,125
Cases Available for Processing	**54,170**	**32,308**	**86,478**
Cases Processed	**43,742**	**30,234**	**73,976**
Cases Pending 12/31/15	**10,428**	**2,074**	**12,502**

Private Criminal Complaints

Cases Pending 1/1/15	**1,786**
New Cases Filed	356
Cases Processed	373
Cases Pending 12/31/15	**1,769**

Civil Complaints

Cases Pending 1/1/15	**85,261**
New Cases Filed	85,611
Cases Disposed	98,811
Cases Pending 12/31/15	**72,061**

Emergency Protection from Abuse

Filed	2,507
Granted	2,488
Denied	19

Felony/Misdemeanor Processed By:

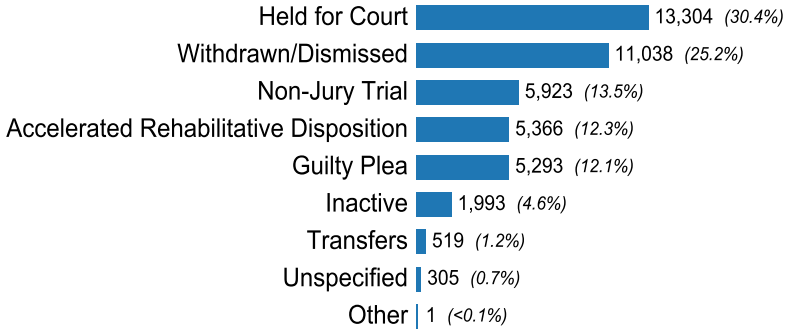

Summary Processed By:

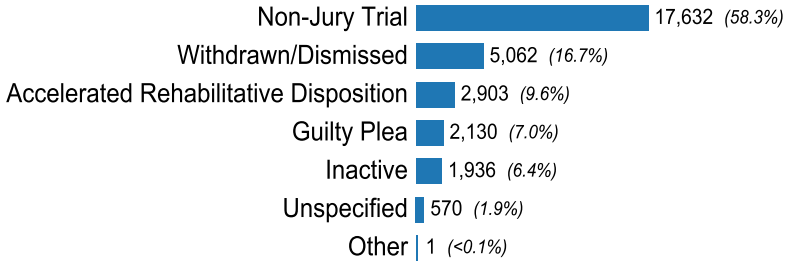

Total Processed By:

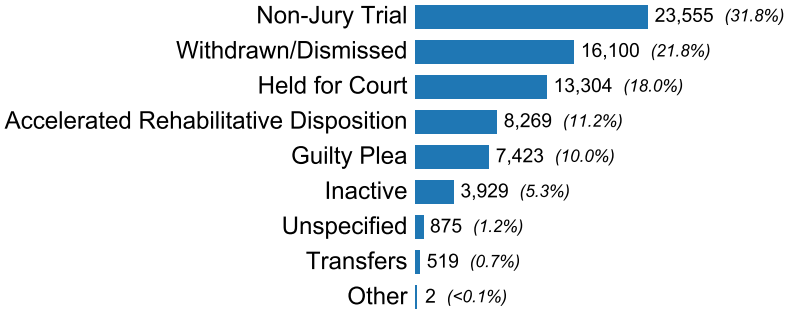

Age of Pending Felony/Misdemeanor

0- 60 Days	5,033	*48.3%*
61-120 Days	2,406	*23.1%*
121-180 Days	1,090	*10.5%*
181-240 Days	522	*5.0%*
241-300 Days	332	*3.2%*
301-360 Days	185	*1.8%*
Over 360 Days	860	*8.2%*
Total	**10,428**	

Age of Pending Summary

0- 60 Days	1,664	*80.2%*
61-120 Days	108	*5.2%*
121-180 Days	69	*3.3%*
181-240 Days	52	*2.5%*
241-300 Days	23	*1.1%*
301-360 Days	14	*0.7%*
Over 360 Days	144	*6.9%*
Total	**2,074**	

Age of Pending Total

0- 60 Days	6,697	*53.6%*
61-120 Days	2,514	*20.1%*
121-180 Days	1,159	*9.3%*
181-240 Days	574	*4.6%*
241-300 Days	355	*2.8%*
301-360 Days	199	*1.6%*
Over 360 Days	1,004	*8.0%*
Total	**12,502**	

2015 PHILADELPHIA MUNICIPAL COURT - TRAFFIC DIVISION

Open Tickets from Prior Year	18,615
New Tickets Filed	126,147
Reopened Tickets	7,730
Tickets Available for Processing	**152,492**
Processed	**131,350**
Cases Pending 12/31/15 *(includes prior years)*	**15,836**

Processed By:

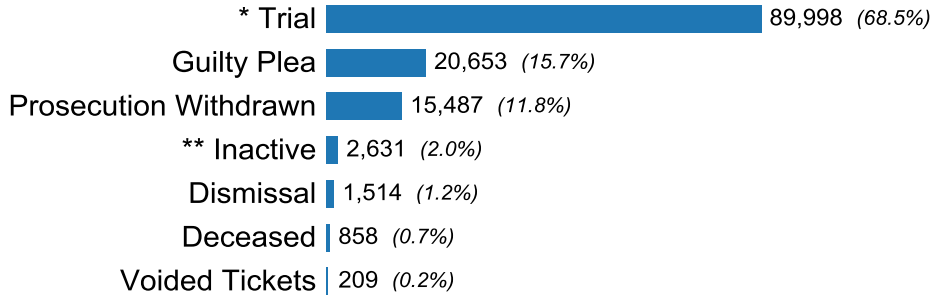

* *Trial Guilty*	*79,167*	*(88.9%)*
Trial Not Guilty	*10,831*	*(12.0%)*

** *Open cases with no hearing scheduled.*

Age of Pending Cases

0 - 60 Days	14,302	90.3%
61 - 120 Days	1,465	9.3%
121 - 180 Days	54	0.3%
181 - 240 Days	12	<0.1%
241 - 300 Days	3	<0.1%
301 - 360 Days	0	--
Over 360 Days	0	--

Arrest Warrants

Issued in 2015	235,478
Open from 2015	114,179
Cancelled in 2015	121,299

Open Warrants as of 12/31/15

	Pre-Disposition	Post-Disposition
0 - 1 Year	7,108	169,581
2 - 5 Years	12,062	178,188
6 - 10 Years	41,647	268,847
More than 10 Years	56,334	74,470
Total	**117,151**	**691,086**