

2003
CASELOAD STATISTICS
OF THE
UNIFIED JUDICIAL SYSTEM
OF
PENNSYLVANIA

Zygmunt A. Pines
Court Administrator of Pennsylvania

Department of Policy & Research
Administrative Office of Pennsylvania Courts
Supreme Court of Pennsylvania

Don Harris
Director

Kim Nieves
Assistant Director

Rose Mary Figazzotto
Research Assistant

[This page intentionally left blank for printing purposes]

APPELLATE COURTS

Supreme Court..... 2
Superior Court..... 4
Commonwealth Court 5

COMMON PLEAS COURTS

CRIMINAL CASELOAD

State Totals..... 9

Filings & Dispositions 10
Age of Pending Cases 14

CIVIL CASELOAD

State Totals..... 19

Filings, Dispositions, &
Age of Trial-Ready Pending Cases..... 20

FAMILY COURT CASELOAD

PACSES Note 53

State Totals..... 54

Protection From Abuse 56
Spousal & Child Support 58
Custody/Partial Custody/Visitation 60
Divorce..... 62
Juvenile Dependency Abuse/Neglect.... 64
Juvenile Dependency Status Offenses . 66
Juvenile Delinquency 68

ORPHANS' COURT CASELOAD

State Totals..... 73

Accounts 74
Adoptions 76
Relinquishments/Terminations..... 78
Appointment of Guardians 80

JURY UTILIZATION

State Totals..... 85

Jury Activity & Performance
Measures 86
Juror Efficiency Table..... 90

LIMITED JURISDICTION COURTS

DISTRICT JUSTICE

State Totals 93

CRIMINAL

Filings & Dispositions 96
Age of Pending Cases..... 100
Arrest Warrants 104

PRIVATE CRIMINAL COMPLAINT

Filings & Dispositions 106
Age of Pending Cases..... 110
Arrest Warrants 114

TRAFFIC

Filings & Dispositions 116
Age of Pending Cases..... 120
Arrest Warrants 124

NON-TRAFFIC

Filings & Dispositions 126
Age of Pending Cases..... 130
Arrest Warrants 134

CIVIL ACTION

Filings & Dispositions 136
Age of Pending Cases..... 140

LANDLORD/TENANT

Filings & Dispositions 144
Age of Pending Cases..... 148

**Civil Action Orders of Execution
& Landlord/Tenant Orders of
Execution & Possession..... 152**

Emergency Protection From Abuse 153

Philadelphia Municipal Court 154

Philadelphia Traffic Court 155

Pittsburgh Magistrates Court 156

**Population Table 159
(Judicial District Population, Trial Court and
District Justice Complements)**

Glossary 163

End Notes..... 185

For more information regarding the Philadelphia Court System, please [click here](#).

[This page intentionally left blank for printing purposes]



THE APPELLATE COURTS

SUPREME COURT OF PENNSYLVANIA

APPEALS, ALLOCATURS AND PETITIONS

FILED AND PENDING: JANUARY 1, 2003 THROUGH DECEMBER 31, 2003

APPEAL DOCKET

Direct Appeals	
Capital Cases	34
Number from Commonwealth Court	212
Number from Common Pleas Court	59
Other	1
Appeals Transferred from Commonwealth or Superior Court	4
Appeals by Allowance	136
Appeals by Granted Miscellaneous	2
TOTAL	448
Appeals Pending as of 12/31/03 (includes prior years)	488

ALLOCATUR DOCKET

Petitions for Allowance of Appeal	2,317
Petitions Pending as of 12/31/03 (includes prior years)	1,285

MISCELLANEOUS DOCKET

Certification of Questions of Law	1
Petitions for Review	223
Matters Filed within Court's Original Jurisdiction	241
Petitions for King's Bench Review	43
TOTAL	508
Miscellaneous Matters Pending as of 12/31/03 (includes prior years)	245

ANCILLARY FILINGS

Appeal	602
Capital	175
Allocatur	625
Miscellaneous	561
TOTAL	1,963

SUPREME COURT OF PENNSYLVANIA

APPEALS, ALLOCATURS AND PETITIONS

ADJUDICATIONS: JANUARY 1, 2003 THROUGH DECEMBER 31, 2003

APPEAL DOCKET

Per Curiam	132
Full Opinion	132
Other	27
TOTAL	291

CAPITAL DOCKET

Per Curiam	5
Full Opinion	23
Other	2
TOTAL	30

ALLOCATUR DOCKET

Per Curiam	2,061
Summary Disposition	39
Other	56
TOTAL	2,156

MISCELLANEOUS DOCKET

Certification of Questions of Law

Per Curiam	0
Full Opinion	0
Other	0
SUBTOTAL	0

Petitions for Review

Per Curiam	151
Full Opinion	0
Other	15
SUBTOTAL	166

Matters Filed within Court's Original Jurisdiction

Per Curiam	158
Full Opinion	0
Other	15
SUBTOTAL	173

MISCELLANEOUS DOCKET CONTINUED

Petitions for King's Bench Review

Per Curiam	28
Full Opinion	1
Other	2

SUBTOTAL 31

TOTAL 370

ANCILLARY MOTIONS

Appeal	580
Capital	164
Allocatur	639
Miscellaneous	466

TOTAL 1,849

DISCIPLINARY MATTERS

Per Curiam	116
Full Opinion	2
Other	0

TOTAL 118

Disbarments	13
Disbarments on Consent	25
Public Censures	1
Reinstatements (include single justice reinstatement orders)	16
Suspensions	26
Discharged	1
Inactive	4
Order Denied PAA	0
Order Granted, Rule 213	1
Discontinued	0
Referred to D-Board	15
Reinstatements Denied	3
Temporary Suspension	10
Withdrawn	0
Probation	1
Closure	2

SUPERIOR COURT OF PENNSYLVANIA

APPEALS PENDING 1/1/03 **6,201**

Awaiting Record	1,758
Awaiting Briefs	1,545
Awaiting Argument or Submission	1,424
Awaiting Decision	1,369
Other (including awaiting appointment of counsel)	105

NEW APPEALS FILED IN 2003 **8,195**

APPEALS DISPOSED IN 2003 **8,081**

By Filed Decision	5,273
By Order or Discontinuance	2,808

APPEALS PENDING 12/31/03 **6,315**

Awaiting Record	1,666
Awaiting Briefs	1,508
Awaiting Argument or Submission	1,790
Awaiting Decision	1,207
Other (including awaiting appointment of counsel)	144

For more information regarding Superior Court statistics, please [click here](#).

COMMONWEALTH COURT OF PENNSYLVANIA

CASES PENDING 1/1/03 **3,391**

CASES FILED IN 2003 **4,537***

Original Jurisdiction	772
Appeals from Common Pleas Court	1,040
Appeals from Administrative Agencies	1,807
Appeals under Fiscal Code	882
Discretionary Appeals	36
Combined Original/Appellate Matters	3
Miscellaneous	95

CASES DISPOSED IN 2003 **4,635**


Majority Opinions	1,721
Consolidated Cases	188
Stipulation for Judgment	518
Withdrawn/Dismissed/Remanded	1,921
Transferred	140
Other	147

CASES PENDING 12/31/03 **3,293**

* Certain miscellaneous and dual jurisdiction cases are excluded.

For more information regarding Commonwealth Court statistics, please [click here](#).

[This page intentionally left blank for printing purposes]



COMMON
PLEAS
CRIMINAL
CASELOAD

[This page intentionally left blank for printing purposes]

2003 COMMON PLEAS CRIMINAL STATE TOTALS *

	STATEWIDE	EXCLUDING PHILADELPHIA	
Cases Pending 1/1/03	60,038	52,937	
New Cases Received	153,101	138,009	
Cases Reopened	16,817	14,630	
Subtotal:			
Cases Available for Disposition	229,956	205,576	
Cases Disposed By:			
Withdrawn/Dismissed (quashed, nolle prosequi, etc.)	11,521	8,594	
Rule 600	165	130	
ARD	32,151	31,977	
Guilty Plea	101,753	92,804	
Non-Jury Trial	5,856	2,392	
Jury Trial	2,846	2,054	
Inactive Cases	15,254	13,382	
Other	2,764	2,583	
Subtotal:			
Cases Disposed	172,310	153,916	
Cases Pending 12/31/03	57,646	51,660	
Age of Pending Cases			
0-60 Days	20,994	36.4%	19,135 37.0%
61-120 Days	14,819	25.7%	13,404 25.9%
121-180 Days	7,403	12.8%	6,770 13.1%
181-240 Days	4,354	7.6%	3,850 7.5%
241-300 Days	2,786	4.8%	2,380 4.6%
301-360 Days	1,831	3.2%	1,562 3.0%
Over 360 Days	5,459	9.5%	4,559 8.8%
Cases Awaiting Sentence	9,152		7,935

* See notes on pages 10 and 14 (Allegheny, Bucks, Chester and Cumberland Counties), page 12 (Montgomery and Northumberland Counties), and page 15 (Montgomery County).

COMMON PLEAS CRIMINAL - 2003 FILINGS & DISPOSITIONS

		Begin Pending	New Cases Received	Cases Reopened	Cases Available	Cases Disposed	End Pending	Cases Awaiting Sentence
(1)	Adams	431	990	151	1,572	1,169	403	46
(2)	Allegheny (O) *	4,586	19,196	510	24,292	20,704	3,588	507
(3)	Armstrong	425	915	100	1,440	998	442	184
(4)	Beaver	916	2,905	525	4,346	3,414	932	0
(5)	Bedford	187	449	32	668	491	177	0
(6)	Berks	2,057	6,037	421	8,515	6,145	2,370	85
(7)	Blair	1,116	2,695	338	4,149	2,809	1,340	681
(8)	Bradford	155	632	46	833	619	214	69
(9)	Bucks (O) *	1,639	7,699	2,824	12,162	10,424	1,738	1,345
(10)	Butler	944	2,146	311	3,401	2,563	838	193
(11)	Cambria	1,240	2,558	405	4,203	3,007	1,196	387
(12)	Cameron-Elk	140	371	4	515	378	137	7
(13)	Carbon	206	737	9	952	692	260	39
(14)	Centre	494	2,136	46	2,676	1,974	702	91
(15)	Chester (O) *	1,898	4,917	797	7,612	6,039	1,573	98
(16)	Clarion	199	724	49	972	732	240	17
(17)	Clearfield	508	1,042	66	1,616	1,191	425	31
(18)	Clinton	70	379	8	457	360	97	26
(19)	Columbia-Montour	587	820	9	1,416	923	493	77
(20)	Crawford	441	932	24	1,397	997	400	199
(21)	Cumberland **	1,167	2,260	103	3,530	2,298	1,232	192
(22)	Dauphin	2,155	4,563	248	6,966	4,809	2,157	163
(23)	Delaware	2,252	6,413	163	8,828	6,545	2,283	91
(25)	Erie	1,220	2,764	208	4,192	3,223	969	191
(26)	Fayette	952	1,656	343	2,951	1,999	952	358
(27)	Forest-Warren	257	760	29	1,046	652	394	25
(28)	Franklin-Fulton	964	2,121	278	3,363	2,545	818	109
(30)	Greene	184	526	24	734	535	199	9
(31)	Huntingdon	351	545	1	897	668	229	48
(32)	Indiana	502	1,199	77	1,778	1,222	556	99

(O) - Overinclusive, includes district justice fugitive cases.

* [Click here for additional information.](#)

** Data available through November 2003 due to implementation of statewide automated system. Data to be updated.

Disposed By:

	Withdrawn/ Dismissed	Rule 600	ARD	Guilty Plea	Non-Jury Trial	Jury Trial	Inactive Cases	Other
(1)	82	1	281	707	3	14	67	14
(2)	958	5	3,047	12,014	1,488	179	2,169	844
(3)	107	1	266	442	1	12	110	59
(4)	241	6	1,020	1,847	7	13	244	36
(5)	11	1	126	310	1	10	1	31
(6)	248	1	1,157	4,302	76	125	201	35
(7)	180	2	213	1,989	52	24	121	228
(8)	84	2	133	360	10	11	15	4
(9)	163	0	2,034	4,983	88	75	3,081	0
(10)	143	1	600	1,613	7	31	156	12
(11)	316	0	481	1,937	2	11	190	70
(12)	16	1	58	287	0	7	3	6
(13)	40	0	185	452	2	6	4	3
(14)	28	0	631	1,223	11	44	34	3
(15)	228	0	1,134	3,588	30	61	824	174
(16)	55	1	302	325	2	17	12	18
(17)	38	1	169	955	1	21	0	6
(18)	14	0	111	213	0	7	9	6
(19)	160	4	187	470	0	11	38	53
(20)	56	2	201	683	4	41	1	9
(21)	111	3	574	1,423	26	44	64	53
(22)	221	0	868	3,307	23	94	280	16
(23)	44	0	1,720	4,293	164	31	293	0
(25)	219	0	758	1,948	18	136	112	32
(26)	98	2	416	1,253	1	96	107	26
(27)	62	60	106	326	23	22	24	29
(28)	320	0	553	1,469	21	19	159	4
(30)	30	3	145	306	11	20	8	12
(31)	87	0	214	362	0	3	0	2
(32)	112	0	327	694	8	13	65	3

COMMON PLEAS CRIMINAL - 2003 FILINGS & DISPOSITIONS

	Begin Pending	New Cases Received	Cases Reopened	Cases Available	Cases Disposed	End Pending	Cases Awaiting Sentence
(33) Jefferson	320	681	54	1,055	669	386	0
(34) Junitat-Perry	236	681	77	994	795	199	31
(35) Lackawanna	417	1,970	183	2,570	2,132	438	361
(36) Lancaster	2,330	4,435	370	7,135	4,883	2,252	19
(37) Lawrence	773	1,256	644	2,673	2,140	533	217
(38) Lebanon	859	1,954	182	2,995	2,279	716	440
(39) Lehigh	1,484	4,380	166	6,030	4,536	1,494	231
(40) Luzerne	2,320	4,188	36	6,544	4,371	2,173	63
(41) Lycoming	748	1,753	109	2,610	1,856	754	110
(42) McKean	204	654	61	919	721	198	34
(43) Mercer	796	1,205	207	2,208	1,558	650	88
(44) Mifflin	210	659	17	886	644	242	26
(45) Monroe	588	1,147	32	1,767	1,014	753	94
(46) Montgomery (O) *	3,056	8,088	1,664	12,808	9,414	3,394	315
(48) Northampton	1,691	3,813	273	5,777	4,041	1,736	26
(49) Northumberland	728	1,275	0	2,003	1,538	465	0 **
(51) Philadelphia	7,101	15,092	2,187	24,380	18,394	5,986	1,217
(52) Pike	82	241	21	344	264	80	31
(53) Potter	100	287	16	403	268	135	12
(54) Schuylkill	1,127	1,713	204	3,044	1,898	1,146	45
(55) Snyder-Union	354	721	78	1,153	763	390	16
(56) Somerset	565	873	125	1,563	1,053	510	103
(57) Sullivan-Wyoming	185	401	0	586	387	199	26
(58) Susquehanna	172	297	5	474	324	150	14
(59) Tioga	149	417	17	583	364	219	29
(61) Venango	299	879	178	1,356	920	436	57
(63) Washington	1,335	2,505	197	4,037	2,872	1,165	36
(64) Wayne	206	350	11	567	429	138	18
(65) Westmoreland	2,029	5,248	450	7,727	5,811	1,916	49
(67) York	1,331	4,851	1,104	7,286	5,847	1,439	77

(O) - Overinclusive, includes district justice fugitive cases.

* [Click here for additional information.](#)

** Data are unavailable.

Disposed By:

	Withdrawn/ Dismissed	Rule 600	ARD	Guilty Plea	Non-Jury Trial	Jury Trial	Inactive Cases	Other
(33)	48	0	149	445	1	10	14	2
(34)	10	2	120	561	21	26	23	32
(35)	222	0	502	1,307	6	31	57	7
(36)	187	1	781	3,381	34	78	389	32
(37)	215	11	199	909	9	40	614	143
(38)	137	0	381	1,503	3	63	190	2
(39)	198	1	1,439	2,676	23	42	127	30
(40)	349	0	803	2,956	21	39	0	203
(41)	100	0	306	1,293	5	42	108	2
(42)	34	2	125	507	5	12	26	10
(43)	175	0	357	796	3	13	102	112
(44)	47	3	101	453	14	10	16	0
(45)	57	0	432	471	1	15	27	11
(46)	251	0	2,238	5,179	57	53	1,617	19
(48)	300	1	1,143	2,364	11	34	188	0
(49)	59	0	464	939	0	13	60	3
(51)	2,927	35	174	8,949	3,464	792	1,872	181
(52)	14	0	47	181	1	4	15	2
(53)	16	0	112	122	0	10	0	8
(54)	159	0	432	1,116	5	41	139	6
(55)	43	2	66	533	5	52	35	27
(56)	134	0	189	525	3	28	136	38
(57)	32	0	106	237	1	7	4	0
(58)	51	1	31	235	1	0	0	5
(59)	9	0	135	195	0	3	13	9
(61)	39	1	142	499	2	34	189	14
(63)	143	5	737	1,721	19	9	237	1
(64)	35	0	68	305	0	7	5	9
(65)	560	3	1,312	3,578	32	42	253	31
(67)	498	0	1,043	3,736	29	98	406	37

COMMON PLEAS CRIMINAL - 2003 AGE OF PENDING CASES

	0-60		61-120		121-180		181-240		241-300		301-360		Over 360	
	Days	% of Total	Days	% of Total	Days	% of Total	Days	% of Total	Days	% of Total	Days	% of Total	Days	% of Total
Adams	151	37.5	115	28.5	36	8.9	21	5.2	11	2.7	5	1.2	64	15.9
Allegheny *	1,583	44.1	749	20.9	353	9.8	309	8.6	228	6.4	217	6.0	149	4.2
Armstrong	129	29.2	116	26.2	65	14.7	43	9.7	18	4.1	9	2.0	62	14.0
Beaver	388	41.6	233	25.0	83	8.9	73	7.8	38	4.1	49	5.3	68	7.3
Bedford	58	32.8	70	39.5	33	18.6	6	3.4	1	0.6	4	2.3	5	2.8
Berks	910	38.4	511	21.6	252	10.6	174	7.3	167	7.0	103	4.3	253	10.7
Blair	327	24.4	239	17.8	154	11.5	146	10.9	95	7.1	89	6.6	290	21.6
Bradford	113	52.8	70	32.7	22	10.3	6	2.8	1	0.5	0	0.0	2	0.9
Bucks *	967	55.6	463	26.6	271	15.6	37	2.1	0	0.0	0	0.0	0	0.0
Butler	397	47.4	224	26.7	90	10.7	52	6.2	30	3.6	13	1.6	32	3.8
Cambria	324	27.1	315	26.3	156	13.0	132	11.0	49	4.1	34	2.8	186	15.6
Cameron-Elk	62	45.3	37	27.0	10	7.3	15	10.9	3	2.2	1	0.7	9	6.6
Carbon	100	38.5	75	28.8	21	8.1	23	8.8	16	6.2	8	3.1	17	6.5
Centre	381	54.3	151	21.5	85	12.1	45	6.4	29	4.1	11	1.6	0	0.0
Chester *	706	44.9	471	29.9	165	10.5	91	5.8	48	3.1	37	2.4	55	3.5
Clarion	129	53.8	81	33.8	18	7.5	2	0.8	5	2.1	4	1.7	1	0.4
Clearfield	93	21.9	97	22.8	72	16.9	39	9.2	27	6.4	8	1.9	89	20.9
Clinton	60	61.9	30	30.9	4	4.1	1	1.0	0	0.0	0	0.0	2	2.1
Columbia-Montour	155	31.4	130	26.4	85	17.2	44	8.9	34	6.9	27	5.5	18	3.7
Crawford	128	32.0	139	34.8	59	14.8	30	7.5	17	4.3	10	2.5	17	4.3
Cumberland **	325	26.4	385	31.3	222	18.0	114	9.3	61	5.0	35	2.8	90	7.3
Dauphin	721	33.4	698	32.4	341	15.8	127	5.9	85	3.9	64	3.0	121	5.6
Delaware	583	25.5	512	22.4	351	15.4	199	8.7	113	4.9	60	2.6	465	20.4
Erie	425	43.9	252	26.0	146	15.1	78	8.0	48	5.0	10	1.0	10	1.0
Fayette	178	18.7	280	29.4	210	22.1	111	11.7	87	9.1	24	2.5	62	6.5
Forest-Warren	109	27.7	108	27.4	66	16.8	41	10.4	43	10.9	17	4.3	10	2.5
Franklin-Fulton	307	37.5	205	25.1	120	14.7	74	9.0	56	6.8	41	5.0	15	1.8
Greene	87	43.7	71	35.7	26	13.1	6	3.0	4	2.0	3	1.5	2	1.0
Huntingdon	82	35.8	59	25.8	31	13.5	24	10.5	9	3.9	1	0.4	23	10.0
Indiana	297	53.4	113	20.3	71	12.8	38	6.8	16	2.9	5	0.9	16	2.9

* [Click here for additional information.](#)

** Data available through November 2003 due to implementation of statewide automated system. Data to be updated.

COMMON PLEAS CRIMINAL - 2003 AGE OF PENDING CASES

	0-60		61-120		121-180		181-240		241-300		301-360		Over 360	
	Days	% of Total	Days	% of Total	Days	% of Total	Days	% of Total	Days	% of Total	Days	% of Total	Days	% of Total
Jefferson	172	44.6	91	23.6	58	15.0	24	6.2	16	4.1	5	1.3	20	5.2
Juniata-Perry	87	43.7	65	32.7	20	10.1	4	2.0	3	1.5	4	2.0	16	8.0
Lackawanna	248	56.6	139	31.7	29	6.6	8	1.8	9	2.1	2	0.5	3	0.7
Lancaster	715	31.7	529	23.5	343	15.2	227	10.1	160	7.1	79	3.5	199	8.8
Lawrence	146	27.4	141	26.5	88	16.5	24	4.5	6	1.1	8	1.5	120	22.5
Lebanon	274	38.3	81	11.3	39	5.4	25	3.5	9	1.3	12	1.7	276	38.5
Lehigh	726	48.6	375	25.1	179	12.0	85	5.7	65	4.4	28	1.9	36	2.4
Luzerne	890	41.0	480	22.1	313	14.4	112	5.2	56	2.6	52	2.4	270	12.4
Lycoming	268	35.5	181	24.0	113	15.0	79	10.5	30	4.0	18	2.4	65	8.6
McKean	80	40.4	62	31.3	25	12.6	8	4.0	13	6.6	5	2.5	5	2.5
Mercer	224	34.5	163	25.1	94	14.5	63	9.7	28	4.3	19	2.9	59	9.1
Mifflin	88	36.4	74	30.6	25	10.3	19	7.9	13	5.4	8	3.3	15	6.2
Monroe	188	25.0	154	20.5	53	7.0	39	5.2	37	4.9	24	3.2	258	34.3
Montgomery *	1,368	40.3	957	28.2	425	12.5	217	6.4	107	3.2	67	2.0	253	7.5
Northampton	549	31.6	504	29.0	213	12.3	111	6.4	72	4.1	53	3.1	234	13.5
Northumberland	21	4.5	122	26.2	98	21.1	59	12.7	55	11.8	29	6.2	81	17.4
Philadelphia	1,859	31.1	1,415	23.6	633	10.6	504	8.4	406	6.8	269	4.5	900	15.0
Pike	35	43.8	26	32.5	10	12.5	5	6.3	1	1.3	1	1.3	2	2.5
Potter	39	28.9	36	26.7	26	19.3	19	14.1	6	4.4	6	4.4	3	2.2
Schuylkill	269	23.5	366	31.9	182	15.9	131	11.4	96	8.4	53	4.6	49	4.3
Snyder-Union	139	35.6	93	23.8	66	16.9	20	5.1	4	1.0	8	2.1	60	15.4
Somerset	170	33.3	114	22.4	67	13.1	70	13.7	30	5.9	23	4.5	36	7.1
Sullivan-Wyoming	63	31.7	43	21.6	50	25.1	21	10.6	15	7.5	6	3.0	1	0.5
Susquehanna	45	30.0	42	28.0	15	10.0	8	5.3	11	7.3	0	0.0	29	19.3
Tioga	70	32.0	52	23.7	53	24.2	25	11.4	5	2.3	3	1.4	11	5.0
Venango	139	31.9	105	24.1	45	10.3	45	10.3	32	7.3	18	4.1	52	11.9
Washington	387	33.2	266	22.8	155	13.3	107	9.2	52	4.5	53	4.5	145	12.4
Wayne	60	43.5	42	30.4	12	8.7	3	2.2	6	4.3	1	0.7	14	10.1
Westmoreland	781	40.8	548	28.6	229	12.0	143	7.5	81	4.2	59	3.1	75	3.9
York	619	43.0	554	38.5	127	8.8	48	3.3	23	1.6	29	2.0	39	2.7

* [Click here for additional information.](#)

[This page intentionally left blank for printing purposes]



COMMON
PLEAS
CIVIL
CASELOAD

[This page intentionally left blank for printing purposes]

2003 COMMON PLEAS CIVIL STATE TOTALS *

	STATEWIDE				EXCLUDING PHILADELPHIA			
	Civil Actions	Equity			Civil Actions	Equity		
Docketed Cases	111,999	4,207			65,497	2,261		
Arbitrated Cases	14,009				7,397			
	Civil Actions	Equity	Other	Total	Civil Actions	Equity	Other	Total
Trial-Ready Cases								
Cases Pending 1/1/03	36,022	2,764	9,644 (R)	48,430 (R)	7,784	412	3,707 (R)	11,903 (R)
New Cases	39,745	2,569	14,519	56,833	12,832	623	7,873	21,328
Restored Cases	4,156	169	412	4,737	1,065	44	219	1,328
Appeals from Arbitration	5,033	7	444	5,484	1,827	7	443	2,277
Cases Transferred In	298	52	9	359	0	0	0	0
Subtotal:								
Cases Available for Trial	85,254	5,561	25,028	115,843	23,508	1,086	12,242	36,836
Cases Disposed By:								
Settlement	22,489	625	6,197	29,311	10,347	398	6,139	16,884
Non-Jury Trial	1,343	153	315	1,811	847	122	305	1,274
Jury Trial	1,590	10	31	1,631	1,041	6	30	1,077
Stricken	1,288	30	367	1,685	1,288	30	367	1,685
Other	21,302	1,637	8,195	31,134	2,067	87	2,186	4,340
Deffered	1,849	58	139	2,046	0	0	0	0
Cases Transferred Out	359	30	13	402	0	0	0	0
Subtotal:								
Cases Disposed	50,220	2,543	15,257	68,020	15,590	643	9,027	25,260
Cases Pending 12/31/03	35,034	3,018	9,771	47,823	7,918	443	3,215	11,576

Age of Pending Trial-Ready Cases, 12/31/03 (Civil Actions & Equity Only)

	STATEWIDE	%		EXCLUDING PHILADELPHIA	%
0-6 Months	17,962	47.2 %		3,693	44.2 %
7-12 Months	9,003	23.7 %		1,843	22.0 %
13-18 Months	3,496	9.2 %		740	8.9 %
19-24 Months	2,057	5.4 %		497	5.9 %
25-30 Months	1,133	3.0 %		323	3.9 %
31-36 Months	907	2.4 %		346	4.1 %
Over 36 Months	3,494	9.2 %		919	11.0 %
Subtotal	38,052	100.0 %		8,361	100.0 %

(R) - Revised

* See notes on pages 30-31 (Delaware County), and pages 42-43 (Philadelphia County).

2003 COMMON PLEAS CIVIL CASELOAD

(1) **ADAMS** Trial-Ready Cases:

	Docketed Cases	Arbitrated Cases	Cases Pending 1/1/03	New Cases	Restored Cases	Appeals from Arbitration	Cases Available for Trial	Cases Disposed
Civil Action	359	18	16	35	2	0	53	37
Equity	3		6	0	1	0	7	4
Other			1	1	0	0	2	1
Total			23	36	3	0	62	42

(2) **ALLEGHENY** Trial-Ready Cases:

	Docketed Cases	Arbitrated Cases	Cases Pending 1/1/03	New Cases	Restored Cases	Appeals from Arbitration	Cases Available for Trial	Cases Disposed
Civil Action	12,325	2,364	1,938	5,228	10	513	7,689	5,373
Equity	404		108	252	0	1	361	252
Other			1,734	5,515	0	425	7,674	5,728
Total			3,780	10,995	10	939	15,724	11,353

(3) **ARMSTRONG** Trial-Ready Cases:

	Docketed Cases	Arbitrated Cases	Cases Pending 1/1/03	New Cases	Restored Cases	Appeals from Arbitration	Cases Available for Trial	Cases Disposed
Civil Action	250	23	44	37	0	6	87	45
Equity	4		4	2	0	0	6	2
Other			8	10	1	0	19	7
Total			56	49	1	6	112	54

(4) **BEAVER** Trial-Ready Cases:

	Docketed Cases	Arbitrated Cases	Cases Pending 1/1/03	New Cases	Restored Cases	Appeals from Arbitration	Cases Available for Trial	Cases Disposed
Civil Action	671	79	50	135	4	22	211	139
Equity	16		4	8	0	0	12	5
Other			0	3	0	0	3	1
Total			54	146	4	22	226	145

Disposed By:						Age of Trial-Ready Cases, 12/31/03 (Civil Action & Equity Only)		

Settlement	Non-Jury Trial	Jury Trial	Stricken	Other	Cases Pending 12/31/03			
26	1	3	7	0	16	0-6 Months	9	47.4 %
1	1	0	2	0	3	7-12 Months	7	36.8 %
0	0	0	1	0	1	13-18 Months	2	10.5 %
						19-24 Months	0	0.0 %
						25-30 Months	0	0.0 %
						31-36 Months	0	0.0 %
						Over 36 Months	1	5.3 %
27	2	3	10	0	20	Total	19	100.0 %

Disposed By:						Age of Trial-Ready Cases, 12/31/03 (Civil Action & Equity Only)		

Settlement	Non-Jury Trial	Jury Trial	Stricken	Other	Cases Pending 12/31/03			
4,674	114	152	14	419	2,316	0-6 Months	575	23.7 %
238	1	5	0	8	109	7-12 Months	434	17.9 %
5,515	169	18	0	26	1,946	13-18 Months	199	8.2 %
						19-24 Months	220	9.1 %
						25-30 Months	164	6.8 %
						31-36 Months	232	9.6 %
						Over 36 Months	601	24.8 %
10,427	284	175	14	453	4,371	Total	2,425	100.0 %

Disposed By:						Age of Trial-Ready Cases, 12/31/03 (Civil Action & Equity Only)		

Settlement	Non-Jury Trial	Jury Trial	Stricken	Other	Cases Pending 12/31/03			
29	3	1	3	9	42	0-6 Months	21	45.7 %
1	0	0	1	0	4	7-12 Months	10	21.7 %
0	2	1	2	2	12	13-18 Months	4	8.7 %
						19-24 Months	4	8.7 %
						25-30 Months	2	4.3 %
						31-36 Months	0	0.0 %
						Over 36 Months	5	10.9 %
30	5	2	6	11	58	Total	46	100.0 %

Disposed By:						Age of Trial-Ready Cases, 12/31/03 (Civil Action & Equity Only)		

Settlement	Non-Jury Trial	Jury Trial	Stricken	Other	Cases Pending 12/31/03			
78	18	11	10	22	72	0-6 Months	57	72.2 %
3	0	0	2	0	7	7-12 Months	13	16.5 %
0	0	0	1	0	2	13-18 Months	3	3.8 %
						19-24 Months	2	2.5 %
						25-30 Months	0	0.0 %
						31-36 Months	0	0.0 %
						Over 36 Months	4	5.1 %
81	18	11	13	22	81	Total	79	100.0 %

2003 COMMON PLEAS CIVIL CASELOAD

(5) **BEDFORD** Trial-Ready Cases:

	Docketed Cases	Arbitrated Cases	Cases Pending 1/1/03	New Cases	Restored Cases	Appeals from Arbitration	Cases Available for Trial	Cases Disposed
Civil Action	146	2	15	11	0	0	26	17
Equity	17		1	0	0	0	1	1
Other			1	2	0	1	4	2
Total			17	13	0	1	31	20

(6) **BERKS** Trial-Ready Cases:

	Docketed Cases	Arbitrated Cases	Cases Pending 1/1/03	New Cases	Restored Cases	Appeals from Arbitration	Cases Available for Trial	Cases Disposed
Civil Action	1,586	108	58	101	2	27	188	131
Equity	60		2	10	1	0	13	10
Other			19	305	1	0	325	299
Total			79	416	4	27	526	440

(7) **BLAIR** Trial-Ready Cases:

	Docketed Cases	Arbitrated Cases	Cases Pending 1/1/03	New Cases	Restored Cases	Appeals from Arbitration	Cases Available for Trial	Cases Disposed
Civil Action	1,096	19	84	82	0	3	169	116
Equity	16		3	4	0	0	7	6
Other			0	0	0	0	0	0
Total			87	86	0	3	176	122

(8) **BRADFORD** Trial-Ready Cases:

	Docketed Cases	Arbitrated Cases	Cases Pending 1/1/03	New Cases	Restored Cases	Appeals from Arbitration	Cases Available for Trial	Cases Disposed
Civil Action	361	14	32	36	1	3	72	51
Equity	8		1	4	0	0	5	3
Other			3	4	0	0	7	3
Total			36	44	1	3	84	57

(5) Disposed By:						Age of Trial-Ready Cases, 12/31/03 (Civil Action & Equity Only)			
-----						Cases Pending 12/31/03	0-6 Months		
Settlement	Non-Jury Trial	Jury Trial	Stricken	Other	7-12 Months				
8	5	0	0	4	9	13-18 Months	6	66.7 %	
1	0	0	0	0	0	19-24 Months	3	33.3 %	
1	1	0	0	0	2	25-30 Months	0	0.0 %	
						31-36 Months	0	0.0 %	
						Over 36 Months	0	0.0 %	
10	6	0	0	4	11	Total	9	100.0 %	

(6) Disposed By:						Age of Trial-Ready Cases, 12/31/03 (Civil Action & Equity Only)			
-----						Cases Pending 12/31/03	0-6 Months		
Settlement	Non-Jury Trial	Jury Trial	Stricken	Other	7-12 Months				
61	12	29	19	10	57	13-18 Months	55	91.7 %	
6	1	0	1	2	3	19-24 Months	4	6.7 %	
4	4	0	5	286	26	25-30 Months	1	1.7 %	
						31-36 Months	0	0.0 %	
						Over 36 Months	0	0.0 %	
71	17	29	25	298	86	Total	60	100.0 %	

(7) Disposed By:						Age of Trial-Ready Cases, 12/31/03 (Civil Action & Equity Only)			
-----						Cases Pending 12/31/03	0-6 Months		
Settlement	Non-Jury Trial	Jury Trial	Stricken	Other	7-12 Months				
24	3	4	30	55	53	13-18 Months	17	31.5 %	
1	0	0	2	3	1	19-24 Months	37	68.5 %	
0	0	0	0	0	0	25-30 Months	0	0.0 %	
						31-36 Months	0	0.0 %	
						Over 36 Months	0	0.0 %	
25	3	4	32	58	54	Total	54	100.0 %	

(8) Disposed By:						Age of Trial-Ready Cases, 12/31/03 (Civil Action & Equity Only)			
-----						Cases Pending 12/31/03	0-6 Months		
Settlement	Non-Jury Trial	Jury Trial	Stricken	Other	7-12 Months				
24	8	4	4	11	21	13-18 Months	15	65.2 %	
2	0	0	0	1	2	19-24 Months	4	17.4 %	
2	0	0	0	1	4	25-30 Months	3	13.0 %	
						31-36 Months	0	0.0 %	
						Over 36 Months	0	0.0 %	
28	8	4	4	13	27	Total	1	4.3 %	

2003 COMMON PLEAS CIVIL CASELOAD

(9) **BUCKS** Trial-Ready Cases:

	Docketed Cases	Arbitrated Cases	Cases Pending 1/1/03	New Cases	Restored Cases	Appeals from Arbitration	Cases Available for Trial	Cases Disposed
Civil Action	4,969	428	20	319	71	64	474	455
Equity	180		9	37	5	5	56	33
Other			5	10	3	3	21	21
Total			34	366	79	72	551	509

(10) **BUTLER** Trial-Ready Cases:

	Docketed Cases	Arbitrated Cases	Cases Pending 1/1/03	New Cases	Restored Cases	Appeals from Arbitration	Cases Available for Trial	Cases Disposed
Civil Action	1,364	117	147	131	20	27	325	194
Equity	44		10	11	3	0	24	12
Other			0 (R)	0	0	0	0	0
Total			157 (R)	142	23	27	349	206

(11) **CAMBRIA** Trial-Ready Cases:

	Docketed Cases	Arbitrated Cases	Cases Pending 1/1/03	New Cases	Restored Cases	Appeals from Arbitration	Cases Available for Trial	Cases Disposed
Civil Action	379	49	47	66	1	2	116	75
Equity	21		8	3	0	0	11	6
Other			5	17	0	0	22	16
Total			60	86	1	2	149	97

(12) **CAMERON-ELK** Trial-Ready Cases:

	Docketed Cases	Arbitrated Cases	Cases Pending 1/1/03	New Cases	Restored Cases	Appeals from Arbitration	Cases Available for Trial	Cases Disposed
Civil Action	104	5	11	25	0	1	37	17
Equity	9		1	5	0	0	6	0
Other			2	0	0	0	2	1
Total			14	30	0	1	45	18

(R) - Revised

(9)	Disposed By:					Age of Trial-Ready Cases, 12/31/03 (Civil Action & Equity Only)		
	Settlement	Non-Jury Trial	Jury Trial	Stricken	Other	Cases Pending 12/31/03		
	233	61	76	83	2	19	0-6 Months	21 50.0 %
	15	16	0	2	0	23	7-12 Months	15 35.7 %
	8	8	0	5	0	0	13-18 Months	5 11.9 %
							19-24 Months	1 2.4 %
							25-30 Months	0 0.0 %
							31-36 Months	0 0.0 %
							Over 36 Months	0 0.0 %
	256	85	76	90	2	42	Total	42 100.0 %

(10)	Disposed By:					Age of Trial-Ready Cases, 12/31/03 (Civil Action & Equity Only)		
	Settlement	Non-Jury Trial	Jury Trial	Stricken	Other	Cases Pending 12/31/03		
	111	16	20	14	33	131	0-6 Months	86 60.1 %
	5	2	0	2	3	12	7-12 Months	37 25.9 %
	0	0	0	0	0	0	13-18 Months	5 3.5 %
							19-24 Months	8 5.6 %
							25-30 Months	5 3.5 %
							31-36 Months	1 0.7 %
							Over 36 Months	1 0.7 %
	116	18	20	16	36	143	Total	143 100.0 %

(11)	Disposed By:					Age of Trial-Ready Cases, 12/31/03 (Civil Action & Equity Only)		
	Settlement	Non-Jury Trial	Jury Trial	Stricken	Other	Cases Pending 12/31/03		
	49	7	8	6	5	41	0-6 Months	28 60.9 %
	2	4	0	0	0	5	7-12 Months	9 19.6 %
	10	5	0	1	0	6	13-18 Months	7 15.2 %
							19-24 Months	1 2.2 %
							25-30 Months	0 0.0 %
							31-36 Months	0 0.0 %
							Over 36 Months	1 2.2 %
	61	16	8	7	5	52	Total	46 100.0 %

(12)	Disposed By:					Age of Trial-Ready Cases, 12/31/03 (Civil Action & Equity Only)		
	Settlement	Non-Jury Trial	Jury Trial	Stricken	Other	Cases Pending 12/31/03		
	6	2	7	1	1	20	0-6 Months	16 61.5 %
	0	0	0	0	0	6	7-12 Months	8 30.8 %
	0	1	0	0	0	1	13-18 Months	2 7.7 %
							19-24 Months	0 0.0 %
							25-30 Months	0 0.0 %
							31-36 Months	0 0.0 %
							Over 36 Months	0 0.0 %
	6	3	7	1	1	27	Total	26 100.0 %

2003 COMMON PLEAS CIVIL CASELOAD

(13) **CARBON** Trial-Ready Cases:

	Docketed Cases	Arbitrated Cases	Cases Pending 1/1/03	New Cases	Restored Cases	Appeals from Arbitration	Cases Available for Trial	Cases Disposed
Civil Action	248	16	56	65	2	4	127	61
Equity	15		3	9	0	0	12	0
Other			16	32	0	0	48	28
Total			75	106	2	4	187	89

(14) **CENTRE** Trial-Ready Cases:

	Docketed Cases	Arbitrated Cases	Cases Pending 1/1/03	New Cases	Restored Cases	Appeals from Arbitration	Cases Available for Trial	Cases Disposed
Civil Action	200	39	145	130	0	6	281	170
Equity	6		19	5	0	0	24	11
Other			12	29	0	0	41	31
Total			176	164	0	6	346	212

(15) **CHESTER** Trial-Ready Cases:

	Docketed Cases	Arbitrated Cases	Cases Pending 1/1/03	New Cases	Restored Cases	Appeals from Arbitration	Cases Available for Trial	Cases Disposed
Civil Action	3,516	399	444	545	505	134	1,628	1,235
Equity	249		17	22	30	0	69	48
Other			87	76	196	0	359	345
Total			548	643	731	134	2,056	1,628

(16) **CLARION** Trial-Ready Cases:

	Docketed Cases	Arbitrated Cases	Cases Pending 1/1/03	New Cases	Restored Cases	Appeals from Arbitration	Cases Available for Trial	Cases Disposed
Civil Action	150	10	10	21	3	2	36	24
Equity	4		1	1	0	0	2	2
Other			2	3	0	0	5	4
Total			13	25	3	2	43	30

(13) Disposed By:						Age of Trial-Ready Cases, 12/31/03 (Civil Action & Equity Only)			
-----						Cases Pending 12/31/03	0-6 Months		
Settlement	Non-Jury Trial	Jury Trial	Stricken	Other	7-12 Months				
43	1	2	3	12	66	13-18 Months	37	47.4 %	
0	0	0	0	0	12	19-24 Months	18	23.1 %	
19	2	0	2	5	20	25-30 Months	13	16.7 %	
						31-36 Months	4	5.1 %	
						Over 36 Months	3	3.8 %	
62	3	2	5	17	98	Total	2	2.6 %	
							1	1.3 %	
							78	100.0 %	

(14) Disposed By:						Age of Trial-Ready Cases, 12/31/03 (Civil Action & Equity Only)			
-----						Cases Pending 12/31/03	0-6 Months		
Settlement	Non-Jury Trial	Jury Trial	Stricken	Other	7-12 Months				
100	13	11	17	29	111	13-18 Months	68	54.8 %	
6	1	0	0	4	13	19-24 Months	21	16.9 %	
10	1	0	4	16	10	25-30 Months	12	9.7 %	
						31-36 Months	8	6.5 %	
						Over 36 Months	1	0.8 %	
116	15	11	21	49	134	Total	1	0.8 %	
							13	10.5 %	
							124	100.0 %	

(15) Disposed By:						Age of Trial-Ready Cases, 12/31/03 (Civil Action & Equity Only)			
-----						Cases Pending 12/31/03	0-6 Months		
Settlement	Non-Jury Trial	Jury Trial	Stricken	Other	7-12 Months				
468	63	58	463	183	393	13-18 Months	236	57.0 %	
22	3	0	9	14	21	19-24 Months	90	21.7 %	
38	1	0	261	45	14	25-30 Months	46	11.1 %	
						31-36 Months	20	4.8 %	
						Over 36 Months	9	2.2 %	
528	67	58	733	242	428	Total	5	1.2 %	
							8	1.9 %	
							414	100.0 %	

(16) Disposed By:						Age of Trial-Ready Cases, 12/31/03 (Civil Action & Equity Only)			
-----						Cases Pending 12/31/03	0-6 Months		
Settlement	Non-Jury Trial	Jury Trial	Stricken	Other	7-12 Months				
14	2	2	5	1	12	13-18 Months	11	91.7 %	
1	1	0	0	0	0	19-24 Months	1	8.3 %	
2	0	0	2	0	1	25-30 Months	0	0.0 %	
						31-36 Months	0	0.0 %	
						Over 36 Months	0	0.0 %	
17	3	2	7	1	13	Total	0	0.0 %	
							12	100.0 %	

2003 COMMON PLEAS CIVIL CASELOAD

(17) **CLEARFIELD** Trial-Ready Cases:

	Docketed Cases	Arbitrated Cases	Cases Pending 1/1/03	New Cases	Restored Cases	Appeals from Arbitration	Cases Available for Trial	Cases Disposed
Civil Action	291	23	106	51	4	9	170	26
Equity	5		12	0	0	0	12	0
Other			0	1	0	0	1	1
Total			118	52	4	9	183	27

(18) **CLINTON** Trial-Ready Cases:

	Docketed Cases	Arbitrated Cases	Cases Pending 1/1/03	New Cases	Restored Cases	Appeals from Arbitration	Cases Available for Trial	Cases Disposed
Civil Action	383	8	12	35	0	0	47	33
Equity	8		0	2	0	0	2	2
Other			0	0	0	0	0	0
Total			12	37	0	0	49	35

(19) **COLUMBIA-MONTOUR** Trial-Ready Cases:

	Docketed Cases	Arbitrated Cases	Cases Pending 1/1/03	New Cases	Restored Cases	Appeals from Arbitration	Cases Available for Trial	Cases Disposed
Civil Action	249	16	32	52	0	1	85	61
Equity	8		2	4	0	0	6	5
Other			0	1	0	0	1	1
Total			34	57	0	1	92	67

(20) **CRAWFORD** Trial-Ready Cases:

	Docketed Cases	Arbitrated Cases	Cases Pending 1/1/03	New Cases	Restored Cases	Appeals from Arbitration	Cases Available for Trial	Cases Disposed
Civil Action	385	11	45	44	0	2	91	47
Equity	14		3	1	0	0	4	1
Other			0	0	0	0	0	0
Total			48	45	0	2	95	48

(17) Disposed By:						Age of Trial-Ready Cases, 12/31/03 (Civil Action & Equity Only)			
-----						Cases Pending 12/31/03	0-6 Months		
Settlement	Non-Jury Trial	Jury Trial	Stricken	Other	7-12 Months				
23	1	1	0	1	144	13-18 Months	11	7.1 %	
0	0	0	0	0	12	19-24 Months	6	3.8 %	
1	0	0	0	0	0	25-30 Months	12	7.7 %	
						31-36 Months	7	4.5 %	
						Over 36 Months	72	46.2 %	
24	1	1	0	1	156	Total	156	100.0 %	

(18) Disposed By:						Age of Trial-Ready Cases, 12/31/03 (Civil Action & Equity Only)			
-----						Cases Pending 12/31/03	0-6 Months		
Settlement	Non-Jury Trial	Jury Trial	Stricken	Other	7-12 Months				
14	11	3	1	4	14	13-18 Months	0	0.0 %	
2	0	0	0	0	0	19-24 Months	0	0.0 %	
0	0	0	0	0	0	25-30 Months	0	0.0 %	
						31-36 Months	0	0.0 %	
						Over 36 Months	0	0.0 %	
16	11	3	1	4	14	Total	14	100.0 %	

(19) Disposed By:						Age of Trial-Ready Cases, 12/31/03 (Civil Action & Equity Only)			
-----						Cases Pending 12/31/03	0-6 Months		
Settlement	Non-Jury Trial	Jury Trial	Stricken	Other	7-12 Months				
35	10	6	9	1	24	13-18 Months	1	4.0 %	
3	1	0	1	0	1	19-24 Months	0	0.0 %	
0	0	0	0	0	0	25-30 Months	0	0.0 %	
						31-36 Months	0	0.0 %	
						Over 36 Months	0	0.0 %	
38	11	6	10	1	25	Total	25	100.0 %	

(20) Disposed By:						Age of Trial-Ready Cases, 12/31/03 (Civil Action & Equity Only)			
-----						Cases Pending 12/31/03	0-6 Months		
Settlement	Non-Jury Trial	Jury Trial	Stricken	Other	7-12 Months				
33	5	5	1	3	44	13-18 Months	7	14.9 %	
0	1	0	0	0	3	19-24 Months	3	6.4 %	
0	0	0	0	0	0	25-30 Months	0	0.0 %	
						31-36 Months	3	6.4 %	
						Over 36 Months	5	10.6 %	
33	6	5	1	3	47	Total	47	100.0 %	

2003 COMMON PLEAS CIVIL CASELOAD

(21) **CUMBERLAND** Trial-Ready Cases:

	Docketed Cases	Arbitrated Cases	Cases Pending 1/1/03	New Cases	Restored Cases	Appeals from Arbitration	Cases Available for Trial	Cases Disposed
Civil Action	1,084	62	60	118	20	9	207	169
Equity	24		0	4	0	0	4	3
Other			0	0	0	0	0	0
Total			60	122	20	9	211	172

(22) **DAUPHIN** Trial-Ready Cases:

	Docketed Cases	Arbitrated Cases	Cases Pending 1/1/03	New Cases	Restored Cases	Appeals from Arbitration	Cases Available for Trial	Cases Disposed
Civil Action	1,578	94	66	170	5	24	265	218
Equity	68		9	29	0	0	38	29
Other			12	4	0	0	16	14
Total			87	203	5	24	319	261

(23) **DELAWARE** All Reported Cases:

	Docketed Cases	Arbitrated Cases	Cases Pending 1/1/03 *	New Cases	Restored Cases	Appeals from Arbitration	Cases Available for Trial	Cases Disposed
Civil Action	4,413	722	2,106	1,874	209	322	4,511	2,601
Equity	30		51	48	0	0	99	47
Other			1,658	1,524	3	0	3,185	2,192
Total			3,815	3,446	212	322	7,795	4,840

* Includes all cases pending from first filing.

(25) **ERIE** Trial-Ready Cases:

	Docketed Cases	Arbitrated Cases	Cases Pending 1/1/03	New Cases	Restored Cases	Appeals from Arbitration	Cases Available for Trial	Cases Disposed
Civil Action	1,184	87	12	110	3	3	128	111
Equity	45		0	1	0	0	1	0
Other			0	5	0	0	5	4
Total			12	116	3	3	134	115

Disposed By:						Age of Trial-Ready Cases, 12/31/03 (Civil Action & Equity Only)			
-----						Cases Pending 12/31/03	0-6 Months	24	61.5 %
Settlement	Non-Jury Trial	Jury Trial	Stricken	Other	7-12 Months		8	20.5 %	
66	36	18	34	15	38	13-18 Months	1	2.6 %	
1	1	0	0	1	1	19-24 Months	2	5.1 %	
0	0	0	0	0	0	25-30 Months	3	7.7 %	
						31-36 Months	0	0.0 %	
						Over 36 Months	1	2.6 %	
67	37	18	34	16	39	Total	39	100.0 %	

Disposed By:						Age of Trial-Ready Cases, 12/31/03 (Civil Action & Equity Only)			
-----						Cases Pending 12/31/03	0-6 Months	48	85.7 %
Settlement	Non-Jury Trial	Jury Trial	Stricken	Other	7-12 Months		6	10.7 %	
81	29	46	41	21	47	13-18 Months	0	0.0 %	
3	17	0	0	9	9	19-24 Months	1	1.8 %	
0	11	0	0	3	2	25-30 Months	1	1.8 %	
						31-36 Months	0	0.0 %	
						Over 36 Months	0	0.0 %	
84	57	46	41	33	58	Total	56	100.0 %	

Disposed By:						Age of Pending Cases, 12/31/03 ** (Civil Action & Equity Only)			
-----						Cases Pending 12/31/03 *	0-6 Months	828	42.2 %
Settlement	Non-Jury Trial	Jury Trial	Stricken	Other	7-12 Months		571	29.1 %	
1,475	66	98	74	888	1,910	13-18 Months	194	9.9 %	
27	2	0	1	17	52	19-24 Months	110	5.6 %	
402	13	1	57	1,719	993	25-30 Months	68	3.5 %	
						31-36 Months	49	2.5 %	
						37-42 Months	19	1.0 %	
						43-48 Months	26	1.3 %	
						49-54 Months	30	1.5 %	
						55-60 Months	12	0.6 %	
						61-66 Months	4	0.2 %	
1,904	81	99	132	2,624	2,955	67-72 Months	11	0.6 %	
						Over 72 Months	40	2.0 %	
						Total	1,962	100.0 %	

** Cases aged from first filing.

Disposed By:						Age of Trial-Ready Cases, 12/31/03 (Civil Action & Equity Only)			
-----						Cases Pending 12/31/03	0-6 Months	17	94.4 %
Settlement	Non-Jury Trial	Jury Trial	Stricken	Other	7-12 Months		1	5.6 %	
68	7	24	4	8	17	13-18 Months	0	0.0 %	
0	0	0	0	0	1	19-24 Months	0	0.0 %	
2	2	0	0	0	1	25-30 Months	0	0.0 %	
						31-36 Months	0	0.0 %	
						Over 36 Months	0	0.0 %	
70	9	24	4	8	19	Total	18	100.0 %	

2003 COMMON PLEAS CIVIL CASELOAD

(26) **FAYETTE** Trial-Ready Cases:

	Docketed Cases	Arbitrated Cases	Cases Pending 1/1/03	New Cases	Restored Cases	Appeals from Arbitration	Cases Available for Trial	Cases Disposed
Civil Action	745	66	39	55	3	7	104	70
Equity	25		3	5	0	0	8	1
Other			3	9	0	0	12	6
Total			45	69	3	7	124	77

(27) **FOREST-WARREN** Trial-Ready Cases:

	Docketed Cases	Arbitrated Cases	Cases Pending 1/1/03	New Cases	Restored Cases	Appeals from Arbitration	Cases Available for Trial	Cases Disposed
Civil Action	119	5	19	30	0	3	52	47
Equity	5		0	0	0	0	0	0
Other			0	0	0	0	0	0
Total			19	30	0	3	52	47

(28) **FRANKLIN-FULTON** Trial-Ready Cases:

	Docketed Cases	Arbitrated Cases	Cases Pending 1/1/03	New Cases	Restored Cases	Appeals from Arbitration	Cases Available for Trial	Cases Disposed
Civil Action	380	28	35	60	0	0	95	62
Equity	20		8	1	0	0	9	5
Other			5	0	0	0	5	4
Total			48	61	0	0	109	71

(30) **GREENE** Trial-Ready Cases:

	Docketed Cases	Arbitrated Cases	Cases Pending 1/1/03	New Cases	Restored Cases	Appeals from Arbitration	Cases Available for Trial	Cases Disposed
Civil Action	159	14	7	21	1	2	31	18
Equity	11		0	1	0	0	1	0
Other			0	0	0	0	0	0
Total			7	22	1	2	32	18

(26) Disposed By:						Age of Trial-Ready Cases, 12/31/03 (Civil Action & Equity Only)			
-----						Cases Pending 12/31/03	0-6 Months		
Settlement	Non-Jury Trial	Jury Trial	Stricken	Other	7-12 Months				
53	3	8	4	2	34	13-18 Months	3	7.3 %	
1	0	0	0	0	7	19-24 Months	1	2.4 %	
2	2	0	0	0	6	25-30 Months	1	2.4 %	
						31-36 Months	1	2.4 %	
						Over 36 Months	3	7.3 %	
56	5	8	4	2	47	Total	41	100.0 %	

(27) Disposed By:						Age of Trial-Ready Cases, 12/31/03 (Civil Action & Equity Only)			
-----						Cases Pending 12/31/03	0-6 Months		
Settlement	Non-Jury Trial	Jury Trial	Stricken	Other	7-12 Months				
36	5	3	0	3	5	13-18 Months	0	0.0 %	
0	0	0	0	0	0	19-24 Months	0	0.0 %	
0	0	0	0	0	0	25-30 Months	0	0.0 %	
						31-36 Months	0	0.0 %	
						Over 36 Months	0	0.0 %	
36	5	3	0	3	5	Total	5	100.0 %	

(28) Disposed By:						Age of Trial-Ready Cases, 12/31/03 (Civil Action & Equity Only)			
-----						Cases Pending 12/31/03	0-6 Months		
Settlement	Non-Jury Trial	Jury Trial	Stricken	Other	7-12 Months				
36	1	9	5	11	33	13-18 Months	1	2.7 %	
5	0	0	0	0	4	19-24 Months	0	0.0 %	
1	0	0	0	3	1	25-30 Months	0	0.0 %	
						31-36 Months	3	8.1 %	
						Over 36 Months	8	21.6 %	
42	1	9	5	14	38	Total	37	100.0 %	

(30) Disposed By:						Age of Trial-Ready Cases, 12/31/03 (Civil Action & Equity Only)			
-----						Cases Pending 12/31/03	0-6 Months		
Settlement	Non-Jury Trial	Jury Trial	Stricken	Other	7-12 Months				
8	2	5	1	2	13	13-18 Months	0	0.0 %	
0	0	0	0	0	1	19-24 Months	0	0.0 %	
0	0	0	0	0	0	25-30 Months	0	0.0 %	
						31-36 Months	0	0.0 %	
						Over 36 Months	0	0.0 %	
8	2	5	1	2	14	Total	14	0.0 %	

2003 COMMON PLEAS CIVIL CASELOAD

(31) **HUNTINGDON** Trial-Ready Cases:

	Docketed Cases	Arbitrated Cases	Cases Pending 1/1/03	New Cases	Restored Cases	Appeals from Arbitration	Cases Available for Trial	Cases Disposed
Civil Action	181	11	14	19	0	0	33	22
Equity	8		0	0	0	0	0	0
Other			0	0	0	0	0	0
Total			14	19	0	0	33	22

(32) **INDIANA** Trial-Ready Cases:

	Docketed Cases	Arbitrated Cases	Cases Pending 1/1/03	New Cases	Restored Cases	Appeals from Arbitration	Cases Available for Trial	Cases Disposed
Civil Action	374	30	20	38	0	6	64	42
Equity	16		0	0	0	0	0	0
Other			0	0	0	0	0	0
Total			20	38	0	6	64	42

(33) **JEFFERSON** Trial-Ready Cases:

	Docketed Cases	Arbitrated Cases	Cases Pending 1/1/03	New Cases	Restored Cases	Appeals from Arbitration	Cases Available for Trial	Cases Disposed
Civil Action	132	9	12	29	1	0	42	24
Equity	2		0	2	0	0	2	1
Other			3	3	0	0	6	2
Total			15	34	1	0	50	27

(34) **JUNIATA-PERRY** Trial-Ready Cases:

	Docketed Cases	Arbitrated Cases	Cases Pending 1/1/03	New Cases	Restored Cases	Appeals from Arbitration	Cases Available for Trial	Cases Disposed
Civil Action	173	5	12	19	1	2	34	26
Equity	10		5	2	0	0	7	6
Other			0	2	0	0	0	0
Total			17	23	1	2	41	32

(31) Disposed By:						Age of Trial-Ready Cases, 12/31/03 (Civil Action & Equity Only)			
-----						Cases Pending 12/31/03	0-6 Months		
Settlement	Non-Jury Trial	Jury Trial	Stricken	Other	7-12 Months				
7	2	0	7	6	11	13-18 Months	8	72.7 %	
0	0	0	0	0	0	19-24 Months	2	18.2 %	
0	0	0	0	0	0	25-30 Months	1	9.1 %	
						31-36 Months	0	0.0 %	
						Over 36 Months	0	0.0 %	
7	2	0	7	6	11	Total	11	100.0 %	

(32) Disposed By:						Age of Trial-Ready Cases, 12/31/03 (Civil Action & Equity Only)			
-----						Cases Pending 12/31/03	0-6 Months		
Settlement	Non-Jury Trial	Jury Trial	Stricken	Other	7-12 Months				
17	11	6	8	0	22	13-18 Months	19	86.4 %	
0	0	0	0	0	0	19-24 Months	3	13.6 %	
0	0	0	0	0	0	25-30 Months	0	0.0 %	
						31-36 Months	0	0.0 %	
						Over 36 Months	0	0.0 %	
17	11	6	8	0	22	Total	22	100.0 %	

(33) Disposed By:						Age of Trial-Ready Cases, 12/31/03 (Civil Action & Equity Only)			
-----						Cases Pending 12/31/03	0-6 Months		
Settlement	Non-Jury Trial	Jury Trial	Stricken	Other	7-12 Months				
15	4	2	1	2	18	13-18 Months	13	68.4 %	
0	1	0	0	0	1	19-24 Months	6	31.6 %	
0	1	0	1	0	4	25-30 Months	0	0.0 %	
						31-36 Months	0	0.0 %	
						Over 36 Months	0	0.0 %	
15	6	2	2	2	23	Total	19	100.0 %	

(34) Disposed By:						Age of Trial-Ready Cases, 12/31/03 (Civil Action & Equity Only)			
-----						Cases Pending 12/31/03	0-6 Months		
Settlement	Non-Jury Trial	Jury Trial	Stricken	Other	7-12 Months				
21	2	1	1	1	8	13-18 Months	3	33.3 %	
2	1	0	0	3	1	19-24 Months	5	55.6 %	
0	0	0	0	0	2	25-30 Months	1	11.1 %	
						31-36 Months	0	0.0 %	
						Over 36 Months	0	0.0 %	
23	3	1	1	4	11	Total	9	100.0 %	

2003 COMMON PLEAS CIVIL CASELOAD

(35)	LACKAWANNA	Trial-Ready Cases:							
	Docketed Cases	Arbitrated Cases	Cases Pending 1/1/03	New Cases	Restored Cases	Appeals from Arbitration	Cases Available for Trial	Cases Disposed	
	Civil Action	961	115	93	225	32	22	372	277
	Equity	67		6	2	1	0	9	2
	Other			0	0	0	0	0	0
	Total			99	227	33	22	381	279
(36)	LANCASTER	Trial-Ready Cases:							
	Docketed Cases	Arbitrated Cases	Cases Pending 1/1/03	New Cases	Restored Cases	Appeals from Arbitration	Cases Available for Trial	Cases Disposed	
	Civil Action	1,475	68	75	94	1	22	192	131
	Equity	31		4	0	0	0	4	3
	Other			38	19	2	6	65	19
	Total			117	113	3	28	261	153
(37)	LAWRENCE	Trial-Ready Cases:							
	Docketed Cases	Arbitrated Cases	Cases Pending 1/1/03	New Cases	Restored Cases	Appeals from Arbitration	Cases Available for Trial	Cases Disposed	
	Civil Action	428	62	37	68	4	15	124	81
	Equity	29		2	3	0	0	5	4
	Other			0	2	0	0	2	1
	Total			39	73	4	15	131	86
(38)	LEBANON	Trial-Ready Cases:							
	Docketed Cases	Arbitrated Cases	Cases Pending 1/1/03	New Cases	Restored Cases	Appeals from Arbitration	Cases Available for Trial	Cases Disposed	
	Civil Action	401	22	25	38	18	0	81	33
	Equity	10		2	0	0	0	2	0
	Other			2	1	2	0	5	2
	Total			29	39	20	0	88	35

Disposed By:						Age of Trial-Ready Cases, 12/31/03 (Civil Action & Equity Only)			
-----						Cases Pending 12/31/03	0-6 Months		
Settlement	Non-Jury Trial	Jury Trial	Stricken	Other	0-6 Months				
182	12	37	24	22	95	72	70.6 %		
1	1	0	0	0	7	25	24.5 %		
0	0	0	0	0	0	1	1.0 %		
						2	2.0 %		
						2	2.0 %		
						0	0.0 %		
						0	0.0 %		
183	13	37	24	22	102	Total	102	100.0 %	

Disposed By:						Age of Trial-Ready Cases, 12/31/03 (Civil Action & Equity Only)			
-----						Cases Pending 12/31/03	0-6 Months		
Settlement	Non-Jury Trial	Jury Trial	Stricken	Other	0-6 Months				
82	3	11	24	11	61	47	75.8 %		
0	0	0	0	3	1	12	19.4 %		
11	2	3	0	3	46	2	3.2 %		
						1	1.6 %		
						0	0.0 %		
						0	0.0 %		
						0	0.0 %		
93	5	14	24	17	108	Total	62	100.0 %	

Disposed By:						Age of Trial-Ready Cases, 12/31/03 (Civil Action & Equity Only)			
-----						Cases Pending 12/31/03	0-6 Months		
Settlement	Non-Jury Trial	Jury Trial	Stricken	Other	0-6 Months				
53	12	9	2	5	43	26	59.1 %		
3	0	0	1	0	1	12	27.3 %		
1	0	0	0	0	1	4	9.1 %		
						2	4.5 %		
						0	0.0 %		
						0	0.0 %		
						0	0.0 %		
57	12	9	3	5	45	Total	44	100.0 %	

Disposed By:						Age of Trial-Ready Cases, 12/31/03 (Civil Action & Equity Only)			
-----						Cases Pending 12/31/03	0-6 Months		
Settlement	Non-Jury Trial	Jury Trial	Stricken	Other	0-6 Months				
12	4	4	11	2	48	19	38.0 %		
0	0	0	0	0	2	16	32.0 %		
0	0	1	0	1	3	9	18.0 %		
						1	2.0 %		
						1	2.0 %		
						2	4.0 %		
						2	4.0 %		
12	4	5	11	3	53	Total	50	100.0 %	

2003 COMMON PLEAS CIVIL CASELOAD

(39) **LEHIGH** Trial-Ready Cases:

	Docketed Cases	Arbitrated Cases	Cases Pending 1/1/03	New Cases	Restored Cases	Appeals from Arbitration	Cases Available for Trial	Cases Disposed
Civil Action	3,123	433	298	284	48	83	713	443
Equity	62		17	22	1	0	40	25
Other			5	28	6	1	40	33
Total			320	334	55	84	793	501

(40) **LUZERNE** Trial-Ready Cases:

	Docketed Cases	Arbitrated Cases	Cases Pending 1/1/03	New Cases	Restored Cases	Appeals from Arbitration	Cases Available for Trial	Cases Disposed
Civil Action	2,235	137	208	277	0	15	500	248
Equity	104		9	14	0	0	23	8
Other			10	15	0	0	25	19
Total			227	306	0	15	548	275

(41) **LYCOMING** Trial-Ready Cases:

	Docketed Cases	Arbitrated Cases	Cases Pending 1/1/03	New Cases	Restored Cases	Appeals from Arbitration	Cases Available for Trial	Cases Disposed
Civil Action	658	80	53	173	5	14	245	172
Equity	26		6	8	0	0	14	9
Other			13	86	0	0	99	72
Total			72	267	5	14	358	253

(42) **MCKEAN** Trial-Ready Cases:

	Docketed Cases	Arbitrated Cases	Cases Pending 1/1/03	New Cases	Restored Cases	Appeals from Arbitration	Cases Available for Trial	Cases Disposed
Civil Action	161	4	17	15	0	0	32	15
Equity	9		2	4	0	0	6	5
Other			0	0	0	0	0	0
Total			19	19	0	0	38	20

(39)	Disposed By:					Age of Trial-Ready Cases, 12/31/03 (Civil Action & Equity Only)		
	Settlement	Non-Jury Trial	Jury Trial	Stricken	Other	Cases Pending 12/31/03		
	293	19	42	47	42	270	0-6 Months	187 65.6 %
	9	13	0	2	1	15	7-12 Months	67 23.5 %
	15	5	1	2	10	7	13-18 Months	17 6.0 %
							19-24 Months	7 2.5 %
							25-30 Months	3 1.1 %
							31-36 Months	0 0.0 %
							Over 36 Months	4 1.4 %
	317	37	43	51	53	292	Total	285 100.0 %

(40)	Disposed By:					Age of Trial-Ready Cases, 12/31/03 (Civil Action & Equity Only)		
	Settlement	Non-Jury Trial	Jury Trial	Stricken	Other	Cases Pending 12/31/03		
	158	21	51	17	1	252	0-6 Months	129 48.3 %
	0	8	0	0	0	15	7-12 Months	67 25.1 %
	4	3	2	10	0	6	13-18 Months	21 7.9 %
							19-24 Months	16 6.0 %
							25-30 Months	7 2.6 %
							31-36 Months	11 4.1 %
							Over 36 Months	16 6.0 %
	162	32	53	27	1	273	Total	267 100.0 %

(41)	Disposed By:					Age of Trial-Ready Cases, 12/31/03 (Civil Action & Equity Only)		
	Settlement	Non-Jury Trial	Jury Trial	Stricken	Other	Cases Pending 12/31/03		
	85	21	8	0	58	73	0-6 Months	61 78.2 %
	3	2	0	0	4	5	7-12 Months	11 14.1 %
	22	5	0	0	45	27	13-18 Months	4 5.1 %
							19-24 Months	0 0.0 %
							25-30 Months	0 0.0 %
							31-36 Months	0 0.0 %
							Over 36 Months	2 2.6 %
	110	28	8	0	107	105	Total	78 100.0 %

(42)	Disposed By:					Age of Trial-Ready Cases, 12/31/03 (Civil Action & Equity Only)		
	Settlement	Non-Jury Trial	Jury Trial	Stricken	Other	Cases Pending 12/31/03		
	6	3	2	3	1	17	0-6 Months	8 44.4 %
	1	0	0	1	3	1	7-12 Months	2 11.1 %
	0	0	0	0	0	0	13-18 Months	3 16.7 %
							19-24 Months	0 0.0 %
							25-30 Months	4 22.2 %
							31-36 Months	0 0.0 %
							Over 36 Months	1 5.6 %
	7	3	2	4	4	18	Total	18 100.0 %

2003 COMMON PLEAS CIVIL CASELOAD

(43) **MERCER** Trial-Ready Cases:

	Docketed Cases	Arbitrated Cases	Cases Pending 1/1/03	New Cases	Restored Cases	Appeals from Arbitration	Cases Available for Trial	Cases Disposed
Civil Action	666	23	17	74	20	0	111	82
Equity	14		3	1	0	0	4	3
Other			2	3	1	0	6	5
Total			22	78	21	0	121	90

(44) **MIFFLIN** Trial-Ready Cases:

	Docketed Cases	Arbitrated Cases	Cases Pending 1/1/03	New Cases	Restored Cases	Appeals from Arbitration	Cases Available for Trial	Cases Disposed
Civil Action	99	3	4	6	0	0	10	6
Equity	3		2	3	0	0	5	4
Other			0	1	0	0	1	1
Total			6	10	0	0	16	11

(45) **MONROE** Trial-Ready Cases:

	Docketed Cases	Arbitrated Cases	Cases Pending 1/1/03	New Cases	Restored Cases	Appeals from Arbitration	Cases Available for Trial	Cases Disposed
Civil Action	900	90	47	104	2	13	166	128
Equity	20		2	2	0	0	4	2
Other			6	5	0	0	11	5
Total			55	111	2	13	181	135

(46) **MONTGOMERY** Trial-Ready Cases:

	Docketed Cases	Arbitrated Cases	Cases Pending 1/1/03	New Cases	Restored Cases	Appeals from Arbitration	Cases Available for Trial	Cases Disposed
Civil Action	4,382	418	296	334	13	199	842	560
Equity	74		3	15	0	0	18	9
Other			2	50	1	7	60	46
Total			301	399	14	206	920	615

(43) Disposed By:						Age of Trial-Ready Cases, 12/31/03 (Civil Action & Equity Only)			
-----						Cases Pending 12/31/03	0-6 Months	20	66.7 %
Settlement	Non-Jury Trial	Jury Trial	Stricken	Other	0-6 Months		10	33.3 %	
39	1	5	30	7	29	13-18 Months	0	0.0 %	
1	1	0	1	0	1	19-24 Months	0	0.0 %	
3	0	0	2	0	1	25-30 Months	0	0.0 %	
						31-36 Months	0	0.0 %	
43	2	5	33	7	31	Over 36 Months	0	0.0 %	
						Total	30	100.0 %	

(44) Disposed By:						Age of Trial-Ready Cases, 12/31/03 (Civil Action & Equity Only)			
-----						Cases Pending 12/31/03	0-6 Months	3	60.0 %
Settlement	Non-Jury Trial	Jury Trial	Stricken	Other	0-6 Months		1	20.0 %	
3	2	1	0	0	4	13-18 Months	1	20.0 %	
1	3	0	0	0	1	19-24 Months	0	0.0 %	
1	0	0	0	0	0	25-30 Months	0	0.0 %	
						31-36 Months	0	0.0 %	
5	5	1	0	0	5	Over 36 Months	0	0.0 %	
						Total	5	100.0 %	

(45) Disposed By:						Age of Trial-Ready Cases, 12/31/03 (Civil Action & Equity Only)			
-----						Cases Pending 12/31/03	0-6 Months	40	100.0 %
Settlement	Non-Jury Trial	Jury Trial	Stricken	Other	0-6 Months		0	0.0 %	
56	11	20	41	0	38	13-18 Months	0	0.0 %	
0	1	0	0	1	2	19-24 Months	0	0.0 %	
0	3	0	2	0	6	25-30 Months	0	0.0 %	
						31-36 Months	0	0.0 %	
56	15	20	43	1	46	Over 36 Months	0	0.0 %	
						Total	40	100.0 %	

(46) Disposed By:						Age of Trial-Ready Cases, 12/31/03 (Civil Action & Equity Only)			
-----						Cases Pending 12/31/03	0-6 Months	193	66.3 %
Settlement	Non-Jury Trial	Jury Trial	Stricken	Other	0-6 Months		67	23.0 %	
325	75	78	53	29	282	13-18 Months	19	6.5 %	
2	7	0	0	0	9	19-24 Months	7	2.4 %	
34	9	2	0	1	14	25-30 Months	1	0.3 %	
						31-36 Months	3	1.0 %	
361	91	80	53	30	305	Over 36 Months	1	0.3 %	
						Total	291	100.0 %	

2003 COMMON PLEAS CIVIL CASELOAD

(48) **NORTHAMPTON** Trial-Ready Cases:

	Docketed Cases	Arbitrated Cases	Cases Pending 1/1/03	New Cases	Restored Cases	Appeals from Arbitration	Cases Available for Trial	Cases Disposed
Civil Action	2,336	226	111	390	4	47	552	462
Equity	57		3	16	1	1	21	13
Other			8	36	3	0	47	38
Total			122	442	8	48	620	513

(49) **NORTHUMBERLAND** Trial-Ready Cases:

	Docketed Cases	Arbitrated Cases	Cases Pending 1/1/03	New Cases	Restored Cases	Appeals from Arbitration	Cases Available for Trial	Cases Disposed
Civil Action	781	12	28	37	2	1	68	33
Equity	20		1	1	0	0	2	1
Other			1	0	0	0	1	1
Total			30	38	2	1	71	35

(51) **PHILADELPHIA** All Reported Cases:

	Docketed Cases	Arbitrated Cases	Cases Pending 1/1/03 *	New Cases **	Restored Cases	Appeals from Arbitration	Cases Transferred In	Cases Available for Trial	Cases Disposed
Civil Action	46,502	6,612	28,238	26,913	3,091	3,206	298	61,746	34,630
Equity	1,946		2,352	1,946	125	0	52	4,475	1,900
Other			5,937	6,646	193	1	9	12,786	6,230
Total			36,527	35,505	3,409	3,207	359	79,007	42,760

* Includes all cases pending from first filing.

** New cases are filings where the amount of controversy is above the arbitration limit.

(52) **PIKE** Trial-Ready Cases:

	Docketed Cases	Arbitrated Cases	Cases Pending 1/1/03	New Cases	Restored Cases	Appeals from Arbitration	Cases Available for Trial	Cases Disposed
Civil Action	193	31	5	30	1	1	37	33
Equity	43		5	3	0	0	8	6
Other			0	0	0	0	0	0
Total			10	33	1	1	45	39

Disposed By:						Age of Trial-Ready Cases, 12/31/03 (Civil Action & Equity Only)			
-----						Cases Pending 12/31/03	0-6 Months	95	96.9 %
Settlement	Non-Jury Trial	Jury Trial	Stricken	Other	7-12 Months		3	3.1 %	
318	54	31	29	30	90	13-18 Months	0	0.0 %	
2	9	0	2	0	8	19-24 Months	0	0.0 %	
4	25	0	4	5	9	25-30 Months	0	0.0 %	
						31-36 Months	0	0.0 %	
						Over 36 Months	0	0.0 %	
324	88	31	35	35	107	Total	98	100.0 %	

Disposed By:						Age of Trial-Ready Cases, 12/31/03 (Civil Action & Equity Only)			
-----						Cases Pending 12/31/03	0-6 Months	26	72.2 %
Settlement	Non-Jury Trial	Jury Trial	Stricken	Other	7-12 Months		7	19.4 %	
22	1	8	1	1	35	13-18 Months	2	5.6 %	
0	1	0	0	0	1	19-24 Months	1	2.8 %	
0	0	0	0	1	0	25-30 Months	0	0.0 %	
						31-36 Months	0	0.0 %	
						Over 36 Months	0	10.3 %	
22	2	8	1	2	36	Total	36	100.0 %	

Disposed By:							Age of Pending Cases, 12/31/03 **** (Civil Action & Equity Only)			
-----							Cases Pending 12/31/03 *	0-6 Months	14,269	48.1 %
Settlement	Non-Jury Trial	Jury Trial	Deferred	Cases Transferred Out Other ***		7-12 Months		7,160	24.1 %	
12,142	496	549	1,849	359	19,235	27,116	13-18 Months	2,756	9.3 %	
227	31	4	58	30	1,550	2,575	19-24 Months	1,560	5.3 %	
58	10	1	139	13	6,009	6,556	25-30 Months	810	2.7 %	
							31-36 Months	561	1.9 %	
							Over 36 Months	2,575	8.7 %	
12,427	537	554	2,046	402	26,794	36,247	Total	29,691	100.0 %	

*** Includes default judgments.

**** Cases aged from first filing and include arbitration appeals.

Disposed By:						Age of Trial-Ready Cases, 12/31/03 (Civil Action & Equity Only)			
-----						Cases Pending 12/31/03	0-6 Months	6	100.0 %
Settlement	Non-Jury Trial	Jury Trial	Stricken	Other	7-12 Months		0	0.0 %	
17	7	3	3	3	4	13-18 Months	0	0.0 %	
6	0	0	0	0	2	19-24 Months	0	0.0 %	
0	0	0	0	0	0	25-30 Months	0	0.0 %	
						31-36 Months	0	0.0 %	
						Over 36 Months	0	0.0 %	
23	7	3	3	3	6	Total	6	100.0 %	

2003 COMMON PLEAS CIVIL CASELOAD

(53)

POTTER

Trial-Ready Cases:

	Docketed Cases	Arbitrated Cases	Cases Pending 1/1/03	New Cases	Restored Cases	Appeals from Arbitration	Cases Available for Trial	Cases Disposed
Civil Action	56	5	12	12	0	1	25	12
Equity	18		0	3	1	0	4	0
Other			0	0	0	0	0	0
Total			12	15	1	1	29	12

(54)

SCHUYLKILL

Trial-Ready Cases:

	Docketed Cases	Arbitrated Cases	Cases Pending 1/1/03	New Cases	Restored Cases	Appeals from Arbitration	Cases Available for Trial	Cases Disposed
Civil Action	443	50	31	65	4	13	113	75
Equity	17		1	1	0	0	2	1
Other			12	7	0	0	19	10
Total			44	73	4	13	134	86

(55)

SNYDER-UNION

Trial-Ready Cases:

	Docketed Cases	Arbitrated Cases	Cases Pending 1/1/03	New Cases	Restored Cases	Appeals from Arbitration	Cases Available for Trial	Cases Disposed
Civil Action	196	17	11	143	0	4	158	147
Equity	10		0	1	0	0	1	1
Other			4	1	0	0	5	5
Total			15	145	0	4	164	153

(56)

SOMERSET

Trial-Ready Cases:

	Docketed Cases	Arbitrated Cases	Cases Pending 1/1/03	New Cases	Restored Cases	Appeals from Arbitration	Cases Available for Trial	Cases Disposed
Civil Action	113	20	45	55	0	0	100	47
Equity	10		8	4	0	0	12	4
Other			4	4	0	0	8	1
Total			57	63	0	0	120	52

Disposed By:						Age of Trial-Ready Cases, 12/31/03 (Civil Action & Equity Only)			
-----						Cases Pending 12/31/03	0-6 Months		
Settlement	Non-Jury Trial	Jury Trial	Stricken	Other	7-12 Months				
3	2	2	3	2	13	13-18 Months	4	23.5 %	
0	0	0	0	0	4	19-24 Months	1	5.9 %	
0	0	0	0	0	0	25-30 Months	1	5.9 %	
						31-36 Months	0	0.0 %	
						Over 36 Months	1	5.9 %	
3	2	2	3	2	17	Total	17	100.0 %	

Disposed By:						Age of Trial-Ready Cases, 12/31/03 (Civil Action & Equity Only)			
-----						Cases Pending 12/31/03	0-6 Months		
Settlement	Non-Jury Trial	Jury Trial	Stricken	Other	7-12 Months				
23	10	13	28	1	38	13-18 Months	5	12.8 %	
0	1	0	0	0	1	19-24 Months	0	0.0 %	
0	10	0	0	0	9	25-30 Months	0	0.0 %	
						31-36 Months	0	0.0 %	
						Over 36 Months	0	0.0 %	
23	21	13	28	1	48	Total	39	100.0 %	

Disposed By:						Age of Trial-Ready Cases, 12/31/03 (Civil Action & Equity Only)			
-----						Cases Pending 12/31/03	0-6 Months		
Settlement	Non-Jury Trial	Jury Trial	Stricken	Other	7-12 Months				
136	1	3	3	4	11	13-18 Months	4	36.4 %	
1	0	0	0	0	0	19-24 Months	0	0.0 %	
4	1	0	2	0	0	25-30 Months	0	0.0 %	
						31-36 Months	0	0.0 %	
						Over 36 Months	0	0.0 %	
141	2	3	5	4	11	Total	11	100.0 %	

Disposed By:						Age of Trial-Ready Cases, 12/31/03 (Civil Action & Equity Only)			
-----						Cases Pending 12/31/03	0-6 Months		
Settlement	Non-Jury Trial	Jury Trial	Stricken	Other	7-12 Months				
22	4	10	5	6	53	13-18 Months	1	1.6 %	
1	3	0	0	0	8	19-24 Months	1	1.6 %	
0	0	0	0	1	7	25-30 Months	0	0.0 %	
						31-36 Months	0	0.0 %	
						Over 36 Months	0	0.0 %	
23	7	10	5	7	68	Total	61	100.0 %	

2003 COMMON PLEAS CIVIL CASELOAD

(57)

SULLIVAN-WYOMING

Trial-Ready Cases:

	Docketed Cases	Arbitrated Cases	Cases Pending 1/1/03	New Cases	Restored Cases	Appeals from Arbitration	Cases Available for Trial	Cases Disposed
Civil Action	69	9	11	20	0	0	31	18
Equity	12		1	0	0	0	1	1
Other			0	0	0	0	0	0
Total			12	20	0	0	32	19

(58)

SUSQUEHANNA

Trial-Ready Cases:

	Docketed Cases	Arbitrated Cases	Cases Pending 1/1/03	New Cases	Restored Cases	Appeals from Arbitration	Cases Available for Trial	Cases Disposed
Civil Action	157	14	22	27	0	3	52	31
Equity	9		1	0	0	0	1	1
Other			0	1	0	0	1	0
Total			23	28	0	3	54	32

(59)

TIOGA

Trial-Ready Cases:

	Docketed Cases	Arbitrated Cases	Cases Pending 1/1/03	New Cases	Restored Cases	Appeals from Arbitration	Cases Available for Trial	Cases Disposed
Civil Action	171	11	10	19	1	3	33	18
Equity	17		3	5	0	0	8	4
Other			0	0	0	0	0	0
Total			13	24	1	3	41	22

(61)

VENANGO

Trial-Ready Cases:

	Docketed Cases	Arbitrated Cases	Cases Pending 1/1/03	New Cases	Restored Cases	Appeals from Arbitration	Cases Available for Trial	Cases Disposed
Civil Action	249	9	22	24	0	2	48	17
Equity	12		1	2	0	0	3	2
Other			3	3	0	0	6	1
Total			26	29	0	2	57	20

(57)	Disposed By:					Cases Pending 12/31/03	Age of Trial-Ready Cases, 12/31/03 (Civil Action & Equity Only)		
	Settlement	Non-Jury Trial	Jury Trial	Stricken	Other				
	8	3	1	6	0	13	0-6 Months	12	92.3 %
	1	0	0	0	0	0	7-12 Months	1	7.7 %
	0	0	0	0	0	0	13-18 Months	0	0.0 %
							19-24 Months	0	0.0 %
							25-30 Months	0	0.0 %
							31-36 Months	0	0.0 %
							Over 36 Months	0	0.0 %
	9	3	1	6	0	13	Total	13	100.0 %

(58)	Disposed By:					Cases Pending 12/31/03	Age of Trial-Ready Cases, 12/31/03 (Civil Action & Equity Only)		
	Settlement	Non-Jury Trial	Jury Trial	Stricken	Other				
	16	6	4	5	0	21	0-6 Months	12	57.1 %
	0	1	0	0	0	0	7-12 Months	5	23.8 %
	0	0	0	0	0	1	13-18 Months	1	4.8 %
							19-24 Months	0	0.0 %
							25-30 Months	1	4.8 %
							31-36 Months	0	0.0 %
							Over 36 Months	2	9.5 %
	16	7	4	5	0	22	Total	21	100.0 %

(59)	Disposed By:					Cases Pending 12/31/03	Age of Trial-Ready Cases, 12/31/03 (Civil Action & Equity Only)		
	Settlement	Non-Jury Trial	Jury Trial	Stricken	Other				
	12	3	0	1	2	15	0-6 Months	10	52.6 %
	3	0	1	0	0	4	7-12 Months	6	31.6 %
	0	0	0	0	0	0	13-18 Months	3	15.8 %
							19-24 Months	0	0.0 %
							25-30 Months	0	0.0 %
							31-36 Months	0	0.0 %
							Over 36 Months	0	0.0 %
	15	3	1	1	2	19	Total	19	100.0 %

(61)	Disposed By:					Cases Pending 12/31/03	Age of Trial-Ready Cases, 12/31/03 (Civil Action & Equity Only)		
	Settlement	Non-Jury Trial	Jury Trial	Stricken	Other				
	13	0	3	0	1	31	0-6 Months	32	100.0 %
	1	1	0	0	0	1	7-12 Months	0	0.0 %
	0	0	1	0	0	5	13-18 Months	0	0.0 %
							19-24 Months	0	0.0 %
							25-30 Months	0	0.0 %
							31-36 Months	0	0.0 %
							Over 36 Months	0	0.0 %
	14	1	4	0	1	37	Total	32	100.0 %

2003 COMMON PLEAS CIVIL CASELOAD

(63)

WASHINGTON

Trial-Ready Cases:

	Docketed Cases	Arbitrated Cases	Cases Pending 1/1/03	New Cases	Restored Cases	Appeals from Arbitration	Cases Available for Trial	Cases Disposed
Civil Action	322	227	337	178	7	80	602	230
Equity	49		4	13	0	0	17	16
Other			7	37	0	0	44	41
Total			348	228	7	80	663	287

(64)

WAYNE

Trial-Ready Cases:

	Docketed Cases	Arbitrated Cases	Cases Pending 1/1/03	New Cases	Restored Cases	Appeals from Arbitration	Cases Available for Trial	Cases Disposed
Civil Action	232	54	14	142	1	5	162	147
Equity	33		3	6	0	0	9	3
Other			0	1	0	0	1	1
Total			17	149	1	5	172	151

(65)

WESTMORELAND

Trial-Ready Cases:

	Docketed Cases	Arbitrated Cases	Cases Pending 1/1/03	New Cases	Restored Cases	Appeals from Arbitration	Cases Available for Trial	Cases Disposed
Civil Action	3,306	219	221	234	0	62	517	305
Equity	91		33	18	0	0	51	19
Other			14	11	0	0	25	11
Total			268	263	0	62	593	335

(67)

YORK

Trial-Ready Cases:

	Docketed Cases	Arbitrated Cases	Cases Pending 1/1/03	New Cases	Restored Cases	Appeals from Arbitration	Cases Available for Trial	Cases Disposed
Civil Action	1,830	157	20	72	34	18	144	122
Equity	58		0	3	0	0	3	2
Other			0	6	0	0	6	4
Total			20	81	34	18	153	128


(63) Disposed By:						Age of Trial-Ready Cases, 12/31/03 (Civil Action & Equity Only)			
-----						Cases Pending 12/31/03	0-6 Months		
Settlement	Non-Jury Trial	Jury Trial	Stricken	Other	0-6 Months				
167	21	17	24	1	372	7-12 Months	119	31.9 %	
6	10	0	0	0	1	13-18 Months	95	25.5 %	
21	16	0	3	1	3	19-24 Months	58	15.5 %	
						25-30 Months	41	11.0 %	
						31-36 Months	27	7.2 %	
						Over 36 Months	21	5.6 %	
194	47	17	27	2	376	Total	373	100.0 %	

(64) Disposed By:						Age of Trial-Ready Cases, 12/31/03 (Civil Action & Equity Only)			
-----						Cases Pending 12/31/03	0-6 Months		
Settlement	Non-Jury Trial	Jury Trial	Stricken	Other	0-6 Months				
122	6	4	1	14	15	7-12 Months	11	52.4 %	
2	0	0	0	1	6	13-18 Months	2	9.5 %	
0	1	0	0	0	0	19-24 Months	3	14.3 %	
						25-30 Months	0	0.0 %	
						31-36 Months	1	4.8 %	
						Over 36 Months	1	4.8 %	
124	7	4	1	15	21	Total	3	14.3 %	

(65) Disposed By:						Age of Trial-Ready Cases, 12/31/03 (Civil Action & Equity Only)			
-----						Cases Pending 12/31/03	0-6 Months		
Settlement	Non-Jury Trial	Jury Trial	Stricken	Other	0-6 Months				
200	16	29	1	59	212	7-12 Months	85	34.8 %	
5	5	0	0	9	32	13-18 Months	59	24.2 %	
1	0	0	0	10	14	19-24 Months	56	23.0 %	
						25-30 Months	26	10.7 %	
						31-36 Months	6	2.5 %	
						Over 36 Months	4	1.6 %	
206	21	29	1	78	258	Total	8	3.3 %	

(67) Disposed By:						Age of Trial-Ready Cases, 12/31/03 (Civil Action & Equity Only)			
-----						Cases Pending 12/31/03	0-6 Months		
Settlement	Non-Jury Trial	Jury Trial	Stricken	Other	0-6 Months				
38	5	22	56	1	22	7-12 Months	23	100.0 %	
1	1	0	0	0	1	13-18 Months	0	0.0 %	
1	2	0	1	0	2	19-24 Months	0	0.0 %	
						25-30 Months	0	0.0 %	
						31-36 Months	0	0.0 %	
						Over 36 Months	0	0.0 %	
40	8	22	57	1	25	Total	23	100.0 %	

[This page intentionally left blank for printing purposes]



FAMILY COURT CASELOAD

[This page intentionally left blank for printing purposes]

PACSES NOTE

Support data for each judicial district are supplied to the Administrative Office from the Department of Public Welfare's automated system "Pennsylvania Child Support Enforcement System" (PACSES). The Non-Judicial Officer disposition category is divided into two subcategories--Conference Officer and Hearing Officer--to better reflect the different procedures by which support cases may be disposed.

Pa.R.C.P.1910.10 requires counties to choose one of two procedures for hearing support matters. The president judge or the administrative judge of the family division of each county must certify to the Domestic Relations Procedural Rules Committee that support proceedings are conducted in accordance with Rule 1910.11 or Rule 1910.12.

In counties operating under Pa.R.C.P.1910.11, a conference is held before a conference officer, an interim order is then entered, and if one or both of the parties are dissatisfied, a hearing *de novo* is held before a judge. Counties operating under Pa.R.C.P.1910.11 do not utilize hearing officers; hearing officers are attorneys appointed by the court.

The procedures set forth in Pa.R.C.P.1910.12 provide for a conference before a conference officer and an interim order. If one or both parties are not satisfied with the interim order, a *de novo* hearing on the record is held before a hearing officer. The hearing officer then issues a report with recommendations, to which the parties may file exceptions with a Judge.

Pa.R.C.P. 1910.11			Pa.R.C.P. 1910.12		
Adams	Erie	Montgomery *	Allegheny	Lackawanna	Warren
Beaver	Fayette	Northampton	Armstrong	Lebanon	Washington
Bedford	Franklin	Northumberland	Berks	Luzerne	Westmoreland
Blair	Fulton	Perry	Bradford	Lycoming	
Bucks	Greene	Pike	Cambria	McKean	
Butler	Huntingdon	Potter	Carbon	Monroe	
Cameron	Jefferson	Snyder	Chester	Montour	
Centre	Juniata	Sullivan	Clarion	Philadelphia	
Clearfield	Lancaster	Union	Columbia	Schuylkill	
Clinton	Lawrence	Wayne	Cumberland	Somerset	
Crawford	Lehigh	Wyoming	Elk	Susquehanna	
Dauphin	Mercer	York	Forest	Tioga	
Delaware	Mifflin		Indiana	Venango	

* Montgomery County uses hearings conducted by a conference officer, which is followed by an off-the-record *de novo* hearing before an attorney master/conciliator, followed by a *de novo* hearing before a judge.

Please note that in support cases, the "Other" category is only used to report cases that are transferred to another county or state. Dismissals, withdrawals, stipulations and agreements between the parties are included in the Conference Officer, Hearing Officer, or Judge categories, as appropriate.

2003 FAMILY COURT STATE TOTALS ^{*}

STATEWIDE ^{**}

	Spousal & Child Support	Custody/ Partial Custody/ Visitation	Divorce	Juvenile Dependency Abuse/ Neglect	Juvenile Dependency Status Offenses	Juvenile Delinquency
Cases Pending 1/1/03	151,296	17,034 (R)	71,854 (R)	1,588 (R)	929 (R)	24,830 (R)
Cases Filed	234,751	41,903	42,219	10,884	3,619	54,412
Subtotal: Cases Available for Processing	386,047	58,937	114,073	12,472	4,548	79,242
Cases Processed By:						
Judge	7,637	12,601	5,264	8,014	1,613	25,430
Non-Judicial Officer	187,286	23,005	2,522	2,197	1,448	21,945
Conference Officer	165,381	----	----	----	----	----
Hearing Officer	21,905	----	----	----	----	----
Uncontested	----	----	30,330	----	----	----
Other	277	4,544	3,056	340	222	4,289
Subtotal: Cases Processed	195,200	40,150	41,172	10,551	3,283	51,664
Cases Pending 12/31/03	190,847	18,787	72,901	1,921	1,265	27,578

EXCLUDING PHILADELPHIA

	Spousal & Child Support	Custody/ Partial Custody/ Visitation	Divorce	Juvenile Dependency Abuse/ Neglect	Juvenile Dependency Status Offenses	Juvenile Delinquency
Cases Pending 1/1/03	99,658	8,145 (R)	59,321 (R)	1,419 (R)	461 (R)	12,749 (R)
Cases Filed	203,537	31,052	40,241	6,956	3,089	43,710
Subtotal: Cases Available for Processing	303,195	39,197	99,562	8,375	3,550	56,459
Cases Processed By:						
Judge	7,250	8,841	3,830	4,474	1,397	19,075
Non-Judicial Officer	167,081	18,154	2,522	1,988	1,447	20,455
Conference Officer	148,971	----	----	----	----	----
Hearing Officer	18,110	----	----	----	----	----
Uncontested	----	----	30,330	----	----	----
Other	263	4,108	3,056	340	222	3,998
Subtotal: Cases Processed	174,594	31,103	39,738	6,802	3,066	43,528
Cases Pending 12/31/03	128,601	8,094	59,824	1,573	484	12,931

(R) - Revised

* **Support:** see note on page 59 (Montgomery County).

Custody: see notes on page 60 (Cumberland County), and page 61 (Philadelphia County).

Divorce: see notes on page 62 (Cumberland County), and page 63 (Montgomery and Philadelphia Counties).

Juvenile Dependency Abuse/Neglect: see notes on page 64 (Bradford County), and page 65 (Washington County).

Juvenile Dependency Status Offenses: see notes on page 66 (Bradford County), and page 67 (Washington and Westmoreland Counties).

Juvenile Delinquency: see notes on page 68 (Bradford and Cumberland Counties), and page 69 (Lehigh, Washington and Westmoreland Counties).

** In Philadelphia County, relinquishments and terminations of parental rights, as well as adoption cases are assigned to the Family Court Division (see pages 79 and 77).

2003 FAMILY COURT STATE TOTALS (CONTINUED) *

PROTECTION FROM ABUSE	STATEWIDE	EXCLUDING PHILADELPHIA
Cases Pending 1/1/03	3,220 (R)	1,867 (R)
Cases Filed	40,429	26,341
Subtotal: Cases Available for Disposition	43,649	28,208
Cases Disposed By:		
Final Order after Hearing	6,974	5,654
Final Order by Stipulation or Agreement	11,046	8,463
Dismissal/Withdrawal	19,777	11,933
Other	1,200	266
Subtotal: Cases Disposed	38,997	26,316
Cases Pending 12/31/03	4,652	1,892

(R) - Revised

* See note on page 57 (Monroe and York Counties).

FAMILY COURT CASELOAD - 2003 PROTECTION FROM ABUSE

	Begin Pending	Cases Filed	Cases Disposed	End Pending	<i>Disposed By:</i>			
					Final Order after Hearing	Final Order by Stipulation or Agreement	Dismissal/ Withdrawal	Other
Adams	18	172	170	20	34	85	44	7
Allegheny	35	3,007	3,004	38	530	774	1,700	0
Armstrong	28	133	140	21	8	73	41	18
Beaver	47	510	510	47	108	128	274	0
Bedford	14	201	208	7	51	74	79	4
Berks	170	1,641	1,730	81	394	479	816	41
Blair	19	491	467	43	217	1	240	9
Bradford	9	264	260	13	38	63	158	1
Bucks	29	760	697	92	154	315	228	0
Butler	17	322	309	30	38	151	115	5
Cambria	0	136	134	2	78	13	43	0
Cameron-Elk	3	60	60	3	28	17	15	0
Carbon	21	279	285	15	50	59	176	0
Centre	9	338	333	14	81	138	106	8
Chester	5	405	384	26	110	134	132	8
Clarion	6	56	61	1	8	35	18	0
Clearfield	2 (R)	74	71	5	19	34	17	1
Clinton	6	63	63	6	30	1	32	0
Columbia-Montou	10	206	197	19	44	76	77	0
Crawford	18	284	283	19	27	97	156	3
Cumberland	10	237	234	13	125	68	39	2
Dauphin	90	862	894	58	119	312	451	12
Delaware	343	1,635	1,647	331	427	484	736	0
Erie	53	799	804	48	178	327	299	0
Fayette	4	560	555	9	105	145	302	3
Forest-Warren	4	76	78	2	16	33	29	0
Franklin-Fulton	107	117	97	127	10	75	11	1
Greene	3	136	127	12	16	65	46	0
Huntingdon	25	98	108	15	7	50	44	7
Indiana	10	126	128	8	23	63	42	0

(R) - Revised

FAMILY COURT CASELOAD - 2003 PROTECTION FROM ABUSE

	Begin Pending	Cases Filed	Cases Disposed	End Pending	<i>Disposed By:</i>			
					Final Order after Hearing	Final Order by Stipulation or Agreement	Dismissal/ Withdrawal	Other
Jefferson	4	70	72	2	6	44	22	0
Juniata-Perry	18	101	100	19	23	42	33	2
Lackawanna	12	717	697	32	130	291	271	5
Lancaster	48	1,270	1,287	31	138	482	665	2
Lawrence	75	391	393	73	54	150	188	1
Lebanon	13	340	341	12	66	131	128	16
Lehigh	150	1,196	1,199	147	282	247	642	28
Luzerne	37	913	912	38	221	368	323	0
Lycoming	6	260	243	23	29	139	70	5
McKean	3	48	51	0	10	26	14	1
Mercer	20	358	367	11	87	35	245	0
Mifflin	2	70	71	1	13	17	37	4
Monroe	22 (R)	n/a	n/a	n/a	n/a	n/a	n/a	n/a
Montgomery	96	1,438	1,438	96	322	415	691	10
Northampton	49	1,118	1,135	32	478	104	545	8
Northumberland	5	204	206	3	47	90	69	0
Philadelphia	1,353	14,088	12,681	2,760	1,320	2,583	7,844	934
Pike	5	113	112	6	4	73	29	6
Potter	2	73	73	2	16	21	34	2
Schuylkill	38	428	428	38	79	138	210	1
Snyder-Union	5	110	108	7	17	52	36	3
Somerset	23	231	201	53	28	76	92	5
Sullivan-Wyomin	5	124	127	2	11	90	26	0
Susquehanna	2	131	131	2	30	55	46	0
Tioga	4	38	30	12	4	17	9	0
Venango	3	154	149	8	28	62	54	5
Washington	8	742	746	4	190	295	261	0
Wayne	6	265	260	11	24	122	110	4
Westmoreland	47	695	692	50	149	240	301	2
York *	44	695	709	30	95	272	316	26

(R) -Revised

* Included in the pending inventory are 15 cases in which "Continued Temporary Orders" have been granted.

n/a -Not presently available.

Last Modified: July 1, 2005

FAMILY COURT CASELOAD - 2003 SPOUSAL & CHILD SUPPORT

	Begin Pending	Cases Filed	Cases Processed	End Pending	Processed By:			
					Judge	Conference Officer	Hearing Officer	Other
Adams	382	1,873	1,608	647	102	1,503	1	2
Allegheny	19,278	22,590	21,176	20,692	273	15,071	5,798	34
Armstrong	517	1,526	1,247	796	25	1,101	119	2
Beaver	974	3,094	2,795	1,273	255	2,535	2	3
Bedford	408	918	789	537	98	689	1	1
Berks	4,860	7,989	7,191	5,658	54	6,727	409	1
Blair	1,175	2,955	2,552	1,578	208	2,343	0	1
Bradford	890	2,426	2,059	1,257	29	1,584	445	1
Bucks	5,199	7,427	5,854	6,772	1,037	4,734	5	78
Butler	977	2,170	1,767	1,380	85	1,681	0	1
Cambria	1,520	4,402	3,472	2,450	33	3,066	372	1
Cameron-Elk	209	784	657	336	13	575	69	0
Carbon	321	1,209	1,031	499	2	919	109	1
Centre	384	1,500	1,228	656	53	1,175	0	0
Chester	3,022	4,322	4,348	2,996	123	3,196	969	60
Clarion	165	625	568	222	3	547	18	0
Clearfield	89	1,879	1,843	125	129	1,714	0	0
Clinton	164	1,050	927	287	122	803	0	2
Columbia-Montour	732	1,837	1,421	1,148	38	1,267	116	0
Crawford	887	2,215	1,732	1,370	103	1,625	0	4
Cumberland	1,355	2,843	2,581	1,617	59	2,375	146	1
Dauphin	5,120	9,014	7,909	6,225	411	7,498	0	0
Delaware	5,506	7,682	6,090	7,098	138	2,419	3,516	17
Erie	3,669	10,658	9,752	4,575	277	9,472	0	3
Fayette	894	3,017	2,485	1,426	64	2,413	1	7
Forest-Warren	173	1,337	1,160	350	14	874	272	0
Franklin-Fulton	882	3,656	3,146	1,392	105	3,039	1	1
Greene	355	1,033	717	671	62	655	0	0
Huntingdon	511	1,550	1,122	939	38	1,084	0	0
Indiana	539	1,606	1,423	722	17	1,326	75	5

FAMILY COURT CASELOAD - 2003 SPOUSAL & CHILD SUPPORT

	Begin Pending	Cases Filed	Cases Processed	End Pending	Processed By:			
					Judge	Conference Officer	Hearing Officer	Other
Jefferson	326	1,186	1,005	507	10	995	0	0
Juniata-Perry	482	1,362	1,092	752	44	1,045	1	2
Lackawanna	2,643	5,084	3,879	3,848	7	3,714	158	0
Lancaster	2,628	9,017	7,652	3,993	889	6,762	0	1
Lawrence	440	2,603	2,171	872	211	1,959	1	0
Lebanon	967	2,807	2,506	1,268	57	2,041	408	0
Lehigh	4,403	6,727	6,263	4,867	64	5,827	371	1
Luzerne	2,350	4,623	3,974	2,999	65	3,889	20	0
Lycoming	489	3,329	2,435	1,383	127	1,718	589	1
McKean	449	985	770	664	5	197	568	0
Mercer	1,009	3,554	2,995	1,568	322	2,672	1	0
Mifflin	421	1,449	1,236	634	73	1,162	0	1
Monroe	929	1,729	1,717	941	4	1,608	100	5
Montgomery *	6,572	7,381	5,835	8,118	59	4,294	1,471	11
Northampton	2,959	5,237	4,278	3,918	468	3,809	1	0
Northumberland	658	1,716	1,685	689	13	1,546	126	0
Philadelphia	51,638	31,214	20,606	62,246	387	16,410	3,795	14
Pike	333	662	573	422	12	557	4	0
Potter	110	394	325	179	22	302	0	1
Schuylkill	695	2,394	1,940	1,149	21	1,881	38	0
Snyder-Union	615	1,367	1,276	706	80	1,193	0	3
Somerset	673	1,494	1,271	896	20	1,078	173	0
Sullivan-Wyoming	246	727	621	352	46	571	2	2
Susquehanna	252	689	691	250	29	543	118	1
Tioga	359	1,021	873	507	25	571	274	3
Venango	466	1,621	1,346	741	97	604	645	0
Washington	1,158	4,103	3,121	2,140	38	2,834	246	3
Wayne	203	792	778	217	49	728	0	1
Westmoreland	2,505	6,067	5,183	3,389	22	4,814	347	0
York	3,161	8,230	6,453	4,938	401	6,047	4	1

* "Exceptions" from a Conference Officer are not reported by PACSES.

FAMILY COURT CASELOAD - 2003 CUSTODY/PARTIAL CUSTODY/VISITATION

	Begin Pending	Cases Filed	Cases Processed	End Pending	Processed By:		
					Judge	Non-Judicial Officer	Other
Adams	29	622	624	27	544	0	80
Allegheny	84	1,891	1,953	22	1,256	667	30
Armstrong	195	157	198	154	103	0	95
Beaver	466	536	497	505	44	395	58
Bedford	26	136	131	31	113	0	18
Berks	454	959	1,105	308	660	296	149
Blair	144	708	659	193	98	517	44
Bradford	150	270	303	117	26	91	186
Bucks	204	1,686	1,518	372	521	686	311
Butler	11	388	397	2	0	397	0
Cambria	60	345	345	60	68	275	2
Cameron-Elk	49	101	106	44	25	26	55
Carbon	64	220	237	47	104	130	3
Centre	1	116	115	2	115	0	0
Chester	570	794	756	608	86	383	287
Clarion	24	110	109	25	34	2	73
Clearfield	4	183	175	12	18	127	30
Clinton	101	114	87	128	87	0	0
Columbia-Montour	69	274	265	78	16	236	13
Crawford	316	250	234	332	6	151	77
Cumberland *	127	914	915	126	278	356	281
Dauphin	232	883	989	126	142	723	124
Delaware	257 (R)	1,455	1,607	105	219	1,318	70
Erie	241	1,276	1,335	182	82	1,078	175
Fayette	77	570	569	78	36	533	0
Forest-Warren	22	192	195	19	42	152	1
Franklin-Fulton	753	291	440	604	216	222	2
Greene	22	188	191	19	35	154	2
Huntingdon	73	79	79	73	76	0	3
Indiana	35	135	134	36	28	70	36

(R) - Revised

* Dismissals, withdrawals, and transfers are included with Judge and Non-Judicial Officer dispositions.

FAMILY COURT CASELOAD - 2003 CUSTODY/PARTIAL CUSTODY/VISITATION

	Begin Pending	Cases Filed	Cases Processed	End Pending	<i>Processed By:</i>		
					Judge	Non-Judicial Officer	Other
Jefferson	29	81	55	55	47	8	0
Juniata-Perry	268	153	126	295	104	0	22
Lackawanna	92	332	378	46	83	291	4
Lancaster	18	908	901	25	22	724	155
Lawrence	30	222	213	39	212	0	1
Lebanon	224	456	385	295	222	146	17
Lehigh	168	1,759	1,783	144	64	1,499	220
Luzerne	12	1,697	1,696	13	38	1,601	57
Lycoming	89	478	478	89	45	336	97
McKean	122	251	252	121	77	135	40
Mercer	41	186	181	46	33	138	10
Mifflin	52	203	211	44	93	8	110
Monroe	142	787	738	191	109	559	70
Montgomery	480	2,627	2,501	606	1,537	417	547
Northampton	12	1,027	1,029	10	26	906	97
Northumberland	20 (R)	444	320	144	50	270	0
Philadelphia *	8,889	10,851	9,047	10,693	3,760	4,851	436
Pike	31	88	54	65	10	43	1
Potter	45	54	66	33	7	44	15
Schuylkill	174	542	554	162	69	482	3
Snyder-Union	222	261	225	258	130	20	75
Somerset	125	140	163	102	69	0	94
Sullivan-Wyoming	21	64	65	20	55	10	0
Susquehanna	17	52	47	22	40	0	7
Tioga	17	66	50	33	4	39	7
Venango	1	91	91	1	34	56	1
Washington	283 (R)	274	244	313	58	156	30
Wayne	106	184	166	124	46	103	17
Westmoreland	409	791	871	329	317	376	178
York	35	991	992	34	162	802	28

(R) - Revised

* Dismissals and transfers are included with Judge and Non-Judicial Officer dispositions.

FAMILY COURT CASELOAD - 2003 DIVORCE

	Begin Pending	Cases Filed	Cases Processed	End Pending	Processed By:			Other
					Judge	Non-Judicial Officer	Uncontested	
Adams	615	356	360	611	0	0	321	39
Allegheny	4,001	3,292	3,122	4,171	405	181	2,511	25
Armstrong	176	245	323	98	1	32	212	78
Beaver	1,024	580	559	1,045	180	5	345	29
Bedford	436	186	142	480	32	0	99	11
Berks	2,635	1,277	1,425	2,487	26	136	1,040	223
Blair	744	468	471	741	0	27	360	84
Bradford	261	300	280	281	0	3	224	53
Bucks	259	1,494	1,481	272	45	190	1,246	0
Butler	1,436	542	504	1,474	3	0	501	0
Cambria	183	385	439	129	103	0	318	18
Cameron-Elk	8,173	4,529	4,327	8,375	2	0	4,172	153
Carbon	211	189	202	198	5	16	154	27
Centre	851	375	409	817	4	0	347	58
Chester	1,175	1,219	1,186	1,208	59	158	882	87
Clarion	45	95	91	49	0	2	89	0
Clearfield	254 (R)	258	253	259	3	0	241	9
Clinton	154	148	177	125	26	0	128	23
Columbia-Montour	516	272	231	557	0	20	205	6
Crawford	551	312	265	598	5	13	244	3
Cumberland *	1,326	683	691	1,318	21	15	590	65
Dauphin	1,221 (R)	826	834	1,213	6	26	709	93
Delaware	2,946	1,089	1,008	3,027	0	0	974	34
Erie	393	901	941	353	0	93	817	31
Fayette	2,514	633	756	2,391	0	5	452	299
Forest-Warren	262	167	151	278	7	0	144	0
Franklin-Fulton	580	590	529	641	406	4	74	45
Greene	214	198	188	224	0	7	155	26
Huntingdon	338	157	134	361	28	0	103	3
Indiana	299	232	242	289	0	3	202	37

(R) - Revised

* Dismissals, withdrawals, and transfers are included with Judge and Non-Judicial Officer dispositions.

FAMILY COURT CASELOAD - 2003 DIVORCE

	Begin Pending	Cases Filed	Cases Processed	End Pending	Processed By:			
					Judge	Non-Judicial Officer	Uncontested	Other
Jefferson	141	117	135	123	0	11	124	0
Juniata-Perry	649 (R)	273	252	670	11	1	238	2
Lackawanna	266	599	669	196	96	91	482	0
Lancaster	2,223	1,377	1,465	2,135	1	59	1,405	0
Lawrence	817	308	910	215	0	0	89	821
Lebanon	722 (R)	541	441	822	52	34	338	17
Lehigh	1,921	1,015	983	1,953	76	89	688	130
Luzerne	593	783	909	467	61	776	0	72
Lycoming	921	401	373	949	20	0	353	0
McKean	155	168	197	126	0	43	127	27
Mercer	560	365	378	547	1	42	296	39
Mifflin	176	209	160	225	0	0	157	3
Monroe	814	462	443	833	134	79	215	15
Montgomery	2,609	1,723	1,786	2,546	1,786 (O)	0	0	0
Northampton	1,525	959	818	1,666	19	68	705	26
Northumberland	611	299	273	637	1	0	223	49
Philadelphia *	12,533	1,978	1,434	13,077	1,434	0	0	0
Pike	223	165	220	168	2	26	177	15
Potter	1,725	3,712	3,174	2,263	4	0	3,127	43
Schuylkill	593	434	465	562	87	42	316	20
Snyder-Union	261	205	258	208	37	0	215	6
Somerset	475	257	228	504	0	0	228	0
Sullivan-Wyoming	164	88	103	149	3	8	92	0
Susquehanna	217	150	160	207	14	10	115	21
Tioga	93	159	136	116	4	3	124	5
Venango	364	245	275	334	2	0	226	47
Washington	1,277	606	486	1,397	20	63	399	4
Wayne	193	213	180	226	5	11	154	10
Westmoreland	2,656	1,123	988	2,791	15	122	842	9
York	2,584	1,287	1,152	2,719	12	8	1,016	116

(R) - Revised

(O) - Overinclusive, includes contested and uncontested dispositions.

* Dismissals, withdrawals, and transfers are included with Judge dispositions.

FAMILY COURT CASELOAD - 2003 JUVENILE DEPENDENCY ABUSE/NEGLECT

	Begin Pending	Cases Filed	Cases Processed	Processed By:			
				End Pending	Judge	Non-Judicial Officer	Other
Adams	4	22	25	1	11	0	14
Allegheny	870	1,471	1,285	1,056	1,285	0	0
Armstrong	1	18	16	3	16	0	0
Beaver	33	122	150	5	0	129	21
Bedford	0	8	8	0	8	0	0
Berks	29	595	587	37	514	0	73
Blair	0	33	33	0	0	27	6
Bradford *	10	80	78	12	2	73	3
Bucks	1	159	160	0	160	0	0
Butler	10	180	181	9	13	168	0
Cambria	5	228	224	9	161	62	1
Cameron-Elk	1	10	11	0	5	0	6
Carbon	3	57	59	1	50	0	9
Centre	0	22	21	1	21	0	0
Chester	3	56	58	1	0	58	0
Clarion	2	21	21	2	20	0	1
Clearfield	10	45	46	9	46	0	0
Clinton	0	39	39	0	39	0	0
Columbia-Montour	1	33	34	0	0	33	1
Crawford	10 (R)	59	66	3	3	56	7
Cumberland	0	70	70	0	0	70	0
Dauphin	80	132	194	18	3	184	7
Delaware	51	293	285	59	8	224	53
Erie	14	203	213	4	29	184	0
Fayette	0	46	46	0	34	0	12
Forest-Warren	6	29	27	8	26	0	1
Franklin-Fulton	1	15	15	1	13	0	2
Greene	0	19	17	2	17	0	0
Huntingdon	39	61	48	52	48	0	0
Indiana	0	31	31	0	10	19	2

(R) - Revised

* Dismissals, withdrawals, and transfers are included with Non-Judicial Officer dispositions.

FAMILY COURT CASELOAD - 2003 JUVENILE DEPENDENCY ABUSE/NEGLECT

	Begin Pending	Cases Filed	Cases Processed	Processed By:			
				End Pending	Judge	Non-Judicial Officer	Other
Jefferson	0	7	7	0	7	0	0
Juniata-Perry	9 (R)	27	21	15	18	0	3
Lackawanna	0	151	151	0	149	2	0
Lancaster	0	43	38	5	38	0	0
Lawrence	0	112	100	12	36	50	14
Lebanon	1 (R)	9	10	0	10	0	0
Lehigh	5	334	332	7	63	214	55
Luzerne	0	309	309	0	309	0	0
Lycoming	0	73	73	0	35	38	0
McKean	26	9	9	26	6	0	3
Mercer	0	20	20	0	20	0	0
Mifflin	1	11	12	0	12	0	0
Monroe	1	37	35	3	32	3	0
Montgomery	2	235	231	6	228	3	0
Northampton	4	39	38	5	0	38	0
Northumberland	33	294	281	46	281	0	0
Philadelphia	169	3,928	3,749	348	3,540	209	0
Pike	1	14	13	2	11	0	2
Potter	0	4	4	0	4	0	0
Schuylkill	11	299	295	15	277	0	18
Snyder-Union	6	25	15	16	14	0	1
Somerset	1	18	18	1	17	0	1
Sullivan-Wyoming	1	11	12	0	12	0	0
Susquehanna	0	19	19	0	19	0	0
Tioga	6	26	31	1	29	0	2
Venango	4	27	10	21	10	0	0
Washington *	26	126	129	23	8	121	0
Wayne	3	18	21	0	17	1	3
Westmoreland	56	202	231	27	46	185	0
York	38 (R)	300	289	49	224	46	19

(R) - Revised

* Dismissals, withdrawals, and transfers are included with Judge and Non-Judicial Officer dispositions.

FAMILY COURT CASELOAD - 2003 JUVENILE DEPENDENCY STATUS OFFENSES

	Begin Pending	Cases Filed	Cases Processed	Processed By:			
				End Pending	Judge	Non-Judicial Officer	Other
Adams	0	19	19	0	12	0	7
Allegheny	161	108	128	141	128	0	0
Armstrong	1	19	18	2	16	0	2
Beaver	8	76	68	16	0	52	16
Bedford	0	17	14	3	13	0	1
Berks	6	65	57	14	43	0	14
Blair	0	387	387	0	0	337	50
Bradford *	6	40	44	2	1	43	0
Bucks	0	33	33	0	33	0	0
Butler	2	38	32	8	1	31	0
Cambria	8	69	58	19	4	54	0
Cameron-Elk	0	0	0	0	0	0	0
Carbon	3	34	34	3	28	0	6
Centre	6	38	42	2	42	0	0
Chester	0	40	36	4	0	35	1
Clarion	1	10	11	0	11	0	0
Clearfield	13	28	28	13	28	0	0
Clinton	1	13	13	1	13	0	0
Columbia-Montour	3	7	8	2	0	7	1
Crawford	0	0	0	0	0	0	0
Cumberland	0	31	31	0	0	31	0
Dauphin	2	2	3	1	0	3	0
Delaware	0	20	18	2	8	9	1
Erie	9	54	63	0	5	53	5
Fayette	0	8	8	0	5	0	3
Forest-Warren	4	18	21	1	20	0	1
Franklin-Fulton	4	76	79	1	62	13	4
Greene	0	23	22	1	22	0	0
Huntingdon	8	7	6	9	5	0	1
Indiana	0	30	29	1	3	26	0

* Dismissals, withdrawals, and transfers are included with Non-Judicial Officer dispositions.

FAMILY COURT CASELOAD - 2003 JUVENILE DEPENDENCY STATUS OFFENSES

	Begin Pending	Cases Filed	Cases Processed	End Pending	Processed By:		
					Judge	Non-Judicial Officer	Other
Jefferson	0	7	7	0	7	0	0
Juniata-Perry	0	10	5	5	5	0	0
Lackawanna	0	16	16	0	16	0	0
Lancaster	0	0	0	0	0	0	0
Lawrence	0	83	83	0	34	22	27
Lebanon	2	52	54	0	53	0	1
Lehigh	0	0	0	0	0	0	0
Luzerne	0	0	0	0	0	0	0
Lycoming	0	21	21	0	15	6	0
McKean	4	31	33	2	15	16	2
Mercer	0	9	9	0	9	0	0
Mifflin	0	20	18	2	18	0	0
Monroe	1	23	19	5	19	0	0
Montgomery	0	40	40	0	40	0	0
Northampton	1	6	6	1	0	6	0
Northumberland	1 (R)	224	200	25	37	150	13
Philadelphia	468	530	217	781	216	1	0
Pike	0	5	5	0	5	0	0
Potter	0	1	1	0	1	0	0
Schuylkill	10	47	55	2	48	0	7
Snyder-Union	29	44	32	41	16	13	3
Somerset	0	23	22	1	20	1	1
Sullivan-Wyoming	4	32	36	0	22	0	14
Susquehanna	0	6	6	0	6	0	0
Tioga	0	0	0	0	0	0	0
Venango	4	33	29	8	29	0	0
Washington *	62	36	39	59	1	38	0
Wayne	0	12	12	0	12	0	0
Westmoreland **	46	457	447	56	16	431	0
York	51 (R)	541	561	31	450	70	41

(R) - Revised

* Dismissals, withdrawals, and transfers are included with Judge and Non-Judicial Officer dispositions.

*** Dismissals, withdrawals, and transfers are included with Non-Judicial Officer dispositions.

FAMILY COURT CASELOAD - 2003 JUVENILE DELINQUENCY

	Begin Pending	Cases Filed	Cases Processed	End Pending	Processed By:		
					Judge	Non-Judicial Officer	Other
Adams	37	353	364	26	107	122	135
Allegheny	688	4,987	5,191	484	2,684	2,507	0
Armstrong	97	319	351	65	98	252	1
Beaver	312	779	611	480	1	512	98
Bedford	22	73	60	35	54	6	0
Berks	695	1,976	2,038	633	1,772	210	56
Blair	232	474	504	202	385	115	4
Bradford *	61	191	173	79	11	162	0
Bucks	31	2,490	2,395	126	732	1,663	0
Butler	146	367	363	150	8	354	1
Cambria	141	1,284	1,157	268	319	838	0
Cameron-Elk	12	124	109	27	36	59	14
Carbon	98	157	214	41	58	114	42
Centre	138	185	159	164	144	12	3
Chester	1,296	1,616	1,547	1,365	85	1,139	323
Clarion	29	129	125	33	71	50	4
Clearfield	331	99	352	78	151	151	50
Clinton	19	139	156	2	104	42	10
Columbia-Montour	58	339	328	69	117	173	38
Crawford	52	314	337	29	54	225	58
Cumberland **	95	552	601	46	190	411	0
Dauphin	753	2,066	1,832	987	1,305	96	431
Delaware	1,541	2,183	1,941	1,783	833	756	352
Erie	173	1,493	1,590	76	119	1,382	89
Fayette	95	662	664	93	195	469	0
Forest-Warren	32	159	162	29	108	43	11
Franklin-Fulton	6	404	398	12	162	225	11
Greene	26	106	110	22	76	34	0
Huntingdon	43	110	116	37	98	16	2
Indiana	45	305	287	63	119	166	2

* Dismissals, withdrawals, and transfers are included with Non-Judicial Officer dispositions.

** Dismissals, withdrawals, and transfers are included with Judge and Non-Judicial Officer dispositions.

FAMILY COURT CASELOAD - 2003 JUVENILE DELINQUENCY

	Begin Pending	Cases Filed	Cases Processed	End Pending	Processed By:		
					Judge	Non-Judicial Officer	Other
Jefferson	37	135	141	31	58	58	25
Juniata-Perry	5 (R)	161	150	16	103	42	5
Lackawanna	292	556	586	262	378	208	0
Lancaster	969	2,166	2,158	977	1,373	713	72
Lawrence	252	484	576	160	3	389	184
Lebanon	133	636	646	123	282	364	0
Lehigh (O)	167	1,490	1,474	183	239	1,041	194
Luzerne	583	1,707	1,888	402	799	578	511
Lycoming	142	795	679	258	460	89	130
McKean	81	157	124	114	9	90	25
Mercer	128	389	416	101	222	192	2
Mifflin	9	93	79	23	71	0	8
Monroe	197	493	485	205	126	289	70
Montgomery	540	2,843	2,835	548	1,742	480	613
Northampton	435	958	845	548	521	292	32
Northumberland	225 (R)	731	764	192	323	361	80
Philadelphia	12,081	10,702	8,136	14,647	6,355	1,490	291
Pike	9	104	91	22	63	19	9
Potter	14	92	92	14	48	21	23
Schuylkill	103	474	510	67	195	313	2
Snyder-Union	221	160	158	223	122	14	22
Somerset	99	178	243	34	175	68	0
Sullivan-Wyoming	27	159	157	29	119	1	37
Susquehanna	23	128	116	35	80	31	5
Tioga	53	208	199	62	103	96	0
Venango	266	213	174	305	106	0	68
Washington *	73	326	358	41	23	230	105
Wayne	1	104	103	2	78	21	4
Westmoreland **	297	976	913	360	241	671	1
York	64	2,359	2,333	90	817	1,480	36


(R) - Revised

(O) - Overinclusive, includes status offenses.

* Dismissals, withdrawals, and transfers are included with Judge and Non-Judicial Officer dispositions.

** Dismissals, withdrawals, and transfers are included with Non-Judicial Officer dispositions.

[This page intentionally left blank for printing purposes]



ORPHANS' COURT CASELOAD

[This page intentionally left blank for printing purposes]

2003 ORPHANS' COURT STATE TOTALS *

STATEWIDE

	Accounts	Adoptions	Relinquishments/ Terminations	Appointment of Guardians
Cases Pending 1/1/03	1,701 (R)	1,269 (R)	5,582 (R)	854
Cases Filed	5,576	5,158	4,453	2,476
Subtotal:				
Cases Available for Disposition	7,277	6,427	10,035	3,330
Cases Disposed By:				
Judge (Contested)	310	649	1,921	484
Non-Judicial Officer (Contested)	26	----	----	----
Uncontested	5,216	4,052	2,651	1,590
Other	63	100	210	399
Subtotal:				
Cases Disposed	5,615	4,801	4,782	2,473
Cases Pending 12/31/03	1,662	1,626	5,253	857

EXCLUDING PHILADELPHIA

	Accounts	Adoptions	Relinquishments/ Terminations	Appointment of Guardians
Cases Pending 1/1/03	1,545 (R)	1,184 (R)	1,784 (R)	761
Cases Filed	5,378	4,235	3,621	2,128
Subtotal:				
Cases Available for Disposition	6,923	5,419	5,405	2,889
Cases Disposed By:				
Judge (Contested)	293	159	798	176
Non-Judicial Officer (Contested)	26	----	----	----
Uncontested	5,014	4,042	2,642	1,590
Other	63	71	162	330
Subtotal:				
Cases Disposed	5,396	4,272	3,602	2,096
Cases Pending 12/31/03	1,527	1,147	1,803	793

(R) - Revised

* **Adoptions:** see note on page 77 (Philadelphia County).

Relinquishments/Terminations: see note on page 79 (Philadelphia County).

ORPHANS' COURT CASELOAD - 2003 ACCOUNTS

	Begin Pending	Cases Filed	Cases Disposed	End Pending	Disposed By:		Uncontested	Other
					Judge (Contested)	Non-Judicial Officer (Contested)		
Adams	9	36	35	10	1	0	34	0
Allegheny	193	808	789	212	92	0	697	0
Armstrong	17	73	70	20	0	0	70	0
Beaver	23	136	137	22	4	0	132	1
Bedford	9	54	53	10	0	0	53	0
Berks	57	184	195	46	14	0	181	0
Blair	0	178	160	18	0	0	160	0
Bradford	5	19	19	5	0	0	19	0
Bucks	35	76	72	39	13	0	58	1
Butler	80	202	190	92	3	0	185	2
Cambria	15	211	188	38	4	0	184	0
Cameron-Elk	8	35	35	8	0	0	30	5
Carbon	3	20	16	7	0	0	16	0
Centre	21 (R)	41	47	15	3	0	44	0
Chester	10	91	75	26	15	0	59	1
Clarion	1	15	14	2	0	0	14	0
Clearfield	0	122	111	11	0	0	111	0
Clinton	18	25	28	15	0	0	28	0
Columbia-Montour	7	42	46	3	0	0	46	0
Crawford	21	52	50	23	0	0	50	0
Cumberland	91	145	212	24	14	22	165	11
Dauphin	21	91	89	23	5	1	83	0
Delaware	165	95	90	170	11	0	76	3
Erie	104 (R)	96	124	76	1	0	118	5
Fayette	0	103	102	1	0	0	102	0
Forest-Warren	7	32	29	10	2	0	27	0
Franklin-Fulton	8	60	57	11	0	0	57	0
Greene	5	18	20	3	3	0	17	0
Huntingdon	3	54	47	10	2	0	45	0
Indiana	22	120	126	16	1	1	123	1

(R) - Revised

ORPHANS' COURT CASELOAD - 2003 ACCOUNTS

	Begin Pending	Cases Filed	Cases Disposed	End Pending	Disposed By:		Uncontested	Other
					Judge (Contested)	Non-Judicial Officer (Contested)		
Jefferson	0	78	77	1	0	0	77	0
Juniata-Perry	6	31	28	9	3	0	25	0
Lackawanna	31	30	47	14	3	0	36	8
Lancaster	25	77	69	33	3	0	66	0
Lawrence	22	58	59	21	0	0	59	0
Lebanon	9	30	27	12	0	0	26	1
Lehigh	22	42	43	21	6	0	37	0
Luzerne	6	72	75	3	1	0	74	0
Lycoming	5	65	60	10	2	0	58	0
McKean	9	22	19	12	0	1	18	0
Mercer	60	168	185	43	1	0	184	0
Mifflin	3	42	39	6	1	0	38	0
Monroe	9	21	23	7	2	0	21	0
Montgomery	3	246	220	29	37	0	183	0
Northampton	4	62	58	8	1	0	54	3
Northumberland	3	62	59	6	0	0	59	0
Philadelphia	156	198	219	135	17	0	202	0
Pike	5	12	13	4	0	0	13	0
Potter	1	24	19	6	0	0	19	0
Schuylkill	5	67	69	3	9	0	53	7
Snyder-Union	9	51	49	11	2	1	46	0
Somerset	2	57	50	9	0	0	50	0
Sullivan-Wyoming	1	13	12	2	0	0	12	0
Susquehanna	5	0	4	1	0	0	0	4
Tioga	2	18	17	3	2	0	15	0
Venango	23	85	89	19	0	0	88	1
Washington	51	64	90	25	9	0	81	0
Wayne	8	10	12	6	0	0	12	0
Westmoreland	210 (R)	462	458	214	2	0	447	9
York	48	175	200	23	21	0	179	0

(R) - Revised

ORPHANS' COURT CASELOAD - 2003 ADOPTIONS

	Begin Pending	Cases Filed	Cases Disposed	End Pending	Disposed By:		
					Judge (Contested)	Uncontested	Other
Adams	11	17	22	6	0	18	4
Allegheny	152	402	427	127	0	427	0
Armstrong	20	26	21	25	0	21	0
Beaver	4 (R)	87	85	6	0	84	1
Bedford	3	23	24	2	0	22	2
Berks	16	163	156	23	0	155	1
Blair	9	47	48	8	0	48	0
Bradford	2	18	19	1	0	19	0
Bucks	100	324	339	85	1	336	2
Butler	11	75	67	19	0	67	0
Cambria	10	62	61	11	0	60	1
Cameron-Elk	6	7	12	1	0	9	3
Carbon	4	15	14	5	0	13	1
Centre	14	66	80	0	0	80	0
Chester	61	90	94	57	0	85	9
Clarion	0	9	8	1	0	8	0
Clearfield	16	17	24	9	0	24	0
Clinton	14	12	12	14	0	12	0
Columbia-Montour	6	32	27	11	0	26	1
Crawford	5	22	24	3	0	21	3
Cumberland	179	123	133	169	0	132	1
Dauphin	27	116	118	25	0	118	0
Delaware	51	163	157	57	0	157	0
Erie	22 (R)	138	137	23	26	111	0
Fayette	0	51	50	1	0	50	0
Forest-Warren	2	21	12	11	0	12	0
Franklin-Fulton	12	49	40	21	0	40	0
Greene	2	16	15	3	0	15	0
Huntingdon	5	17	14	8	0	14	0
Indiana	39	21	20	40	0	20	0

(R) - Revised

ORPHANS' COURT CASELOAD - 2003 ADOPTIONS

	Begin Pending	Cases Filed	Cases Disposed	End Pending	Disposed By:		
					Judge (Contested)	Uncontested	Other
Jefferson	1	4	4	1	0	4	0
Juniata-Perry	5	35	36	4	0	33	3
Lackawanna	28	75	74	29	73	0	1
Lancaster	59	199	209	49	1	205	3
Lawrence	9	33	27	15	18	7	2
Lebanon	3	47	46	4	0	46	0
Lehigh	27	96	96	27	0	88	8
Luzerne	7	118	123	2	3	120	0
Lycoming	56	89	96	49	5	91	0
McKean	11	12	12	11	0	11	1
Mercer	11	43	41	13	0	37	4
Mifflin	1	18	17	2	0	16	1
Monroe	7	44	50	1	0	50	0
Montgomery	6	453	428	31	0	428	0
Northampton	3	90	88	5	1	87	0
Northumberland	1	38	36	3	0	36	0
Philadelphia *	85	923	529	479	490	10	29
Pike	6	16	16	6	1	3	12
Potter	0	5	5	0	0	5	0
Schuylkill	6	32	31	7	0	30	1
Snyder-Union	45	40	40	45	26	14	0
Somerset	0	36	33	3	0	33	0
Sullivan-Wyoming	1	10	10	1	0	10	0
Susquehanna	7	11	13	5	0	13	0
Tioga	11	23	26	8	0	26	0
Venango	3	19	21	1	0	21	0
Washington	12	74	73	13	0	73	0
Wayne	2	11	12	1	2	8	2
Westmoreland	20 (R)	179	191	8	0	191	0
York	33	156	158	31	2	152	4

(R) - Revised

* Adoption cases are assigned to the Family Court Division.

ORPHANS' COURT CASELOAD - 2003 RELINQUISHMENTS/TERMINATIONS

	Begin Pending	Cases Filed	Cases Disposed	End Pending	Disposed By:		
					Judge (Contested)	Uncontested	Other
Adams	5	6	9	2	5	3	1
Allegheny	203	336	347	192	129	198	20
Armstrong	24	23	21	26	0	21	0
Beaver	17 (R)	81	68	30	48	19	1
Bedford	4	20	17	7	0	13	4
Berks	22	125	126	21	26	99	1
Blair	19	34	43	10	0	42	1
Bradford	10	32	26	16	1	24	1
Bucks	128	152	134	146	24	99	11
Butler	82	84	89	77	0	88	1
Cambria	37	33	47	23	35	11	1
Cameron-Elk	5	4	6	3	0	3	3
Carbon	2	10	7	5	1	6	0
Centre	54	66	73	47	0	73	0
Chester	82	91	100	73	13	73	14
Clarion	0	8	5	3	0	3	2
Clearfield	65	19	29	55	0	29	0
Clinton	10	7	11	6	0	11	0
Columbia-Montour	1	9	5	5	1	4	0
Crawford	11	30	33	8	0	27	6
Cumberland	179	152	162	169	29	132	1
Dauphin	23	80	69	34	11	58	0
Delaware	21	233	206	48	21	184	1
Erie	48 (R)	266	240	74	66	174	0
Fayette	7	53	50	10	8	41	1
Forest-Warren	3	17	14	6	1	13	0
Franklin-Fulton	12	24	29	7	1	25	3
Greene	9	42	26	25	0	24	2
Huntingdon	41	35	27	49	0	22	5
Indiana	21	23	25	19	0	24	1

(R) - Revised

ORPHANS' COURT CASELOAD - 2003 RELINQUISHMENTS/TERMINATIONS

	Begin Pending	Cases Filed	Cases Disposed	End Pending	Disposed By:		
					Judge (Contested)	Uncontested	Other
Jefferson	0	9	5	4	0	5	0
Juniata-Perry	6	13	12	7	0	11	1
Lackawanna	80	57	85	52	72	1	12
Lancaster	34	111	78	67	8	65	5
Lawrence	17	43	37	23	28	6	3
Lebanon	11	44	48	7	0	42	6
Lehigh	42	59	81	20	29	41	11
Luzerne	46	61	75	32	4	71	0
Lycoming	76	53	43	86	13	30	0
McKean	25	21	13	33	0	9	4
Mercer	8	61	54	15	4	48	2
Mifflin	7	22	16	13	0	15	1
Monroe	11	43	47	7	3	40	4
Montgomery	10	247	215	42	56	159	0
Northampton	13	50	50	13	12	38	0
Northumberland	0	45	43	2	0	43	0
Philadelphia *	3,798	832	1,180	3,450	1,123	9	48
Pike	8	18	15	11	5	6	4
Potter	0	1	0	1	0	0	0
Schuylkill	7	51	51	7	8	38	5
Snyder-Union	14	14	16	12	10	5	1
Somerset	12	25	28	9	2	22	4
Sullivan-Wyoming	1	8	9	0	6	3	0
Susquehanna	6	7	11	2	2	9	0
Tioga	18	16	18	16	0	18	0
Venango	22	31	39	14	19	18	2
Washington	47	76	96	27	24	71	1
Wayne	2	13	14	1	3	9	2
Westmoreland	63 (R)	141	172	32	29	134	9
York	53	186	187	52	41	142	4

(R) - Revised

* Relinquishments and terminations of parental rights are assigned to the Family Court Division.

ORPHANS' COURT CASELOAD - 2003 APPOINTMENT OF GUARDIANS

	Begin Pending	Cases Filed	Cases Disposed	End Pending	Disposed By:		
					Judge (Contested)	Uncontested	Other
Adams	1	12	11	2	1	7	3
Allegheny	9	302	303	8	21	191	91
Armstrong	9	6	4	11	0	4	0
Beaver	14	44	48	10	14	28	6
Bedford	5	18	20	3	0	18	2
Berks	8	88	90	6	3	79	8
Blair	11	27	26	12	0	22	4
Bradford	0	8	8	0	0	7	1
Bucks	20	72	66	26	0	56	10
Butler	29	52	45	36	0	42	3
Cambria	25	49	39	35	0	35	4
Cameron-Elk	0	4	4	0	0	4	0
Carbon	2	8	9	1	0	7	2
Centre	41	10	7	44	0	7	0
Chester	6	51	44	13	1	41	2
Clarion	1	8	8	1	0	6	2
Clearfield	25	13	23	15	0	18	5
Clinton	6	8	7	7	0	7	0
Columbia-Montour	11	34	39	6	0	38	1
Crawford	5	12	16	1	0	11	5
Cumberland	23	21	35	9	2	14	19
Dauphin	7	58	60	5	2	50	8
Delaware	93	168	165	96	13	129	23
Erie	7	37	39	5	0	24	15
Fayette	1	43	39	5	2	35	2
Forest-Warren	2	12	13	1	1	12	0
Franklin-Fulton	8	35	27	16	1	22	4
Greene	3	12	13	2	1	10	2
Huntingdon	7	19	16	10	0	8	8
Indiana	44	6	9	41	0	9	0

ORPHANS' COURT CASELOAD - 2003 APPOINTMENT OF GUARDIANS

	Begin Pending	Cases Filed	Cases Disposed	End Pending	Disposed By:		
					Judge (Contested)	Uncontested	Other
Jefferson	0	8	6	2	0	6	0
Juniata-Perry	2	12	11	3	0	8	3
Lackawanna	42	50	71	21	43	1	27
Lancaster	6	48	42	12	0	36	6
Lawrence	9	21	16	14	8	7	1
Lebanon	4	13	16	1	0	13	3
Lehigh	20	99	102	17	5	89	8
Luzerne	93	86	84	95	0	75	9
Lycoming	23	42	43	22	0	43	0
McKean	12	4	4	12	0	3	1
Mercer	3	16	14	5	0	14	0
Mifflin	1	11	11	1	0	9	2
Monroe	1	10	6	5	0	5	1
Montgomery	3	119	92	30	4	88	0
Northampton	3	63	61	5	16	45	0
Northumberland	0	7	6	1	0	6	0
Philadelphia	93	348	377	64	308	0	69
Pike	2	9	6	5	0	5	1
Potter	1	6	6	1	1	5	0
Schuylkill	8	18	24	2	1	16	7
Snyder-Union	18	27	29	16	14	14	1
Somerset	3	7	7	3	2	5	0
Sullivan-Wyoming	0	5	5	0	0	5	0
Susquehanna	3	12	14	1	2	10	2
Tioga	1	2	3	0	0	3	0
Venango	5	12	15	2	0	15	0
Washington	22	49	52	19	4	41	7
Wayne	1	7	6	2	0	5	1
Westmoreland	48	73	61	60	1	51	9
York	4	55	50	9	13	26	11

[This page intentionally left blank for printing purposes]



JURY UTILIZATION

[This page intentionally left blank for printing purposes]

2003 JURY UTILIZATION STATE TOTALS *

	STATEWIDE	EXCLUDING PHILADELPHIA
Juror Days	287,024	207,263
Number Sent to Voir Dire	242,219	156,005
<i>Voir Dire Attendance Rate</i> <small>(Number Sent to Voir Dire / Juror Days * 100)</small>	84.4	75.3
Sworn Jurors	67,210	49,951
<i>Trial Attendance Rate</i> <small>(Sworn Jurors / Number Sent to Voir Dire * 100)</small>	27.7	32.0
Number of Voir Dires Begun	7,245	4,608
<i>Juror Days Per Voir Dire Starts</i> <small>(Juror Days / Number of Voir Dires Begun)</small>	39.6	45.0
Number of Jury Trials Begun	4,966	3,522
Pool Days	2,685	2,435
Zero Panel Days	471	469
<i>Percent Zero Panel Days</i> <small>(Zero Panel Days / Pool Days * 100)</small>	17.5	19.3
Total Juror Fees Incurred	\$6,089,177	\$4,297,970
<i>Average Juror Fees Per Trial</i> <small>(Total Juror Fees Incurred / Number of Jury Trials Begun)</small>	\$1,226	\$1,220

* See note on page 87 (Blair County).

2003 JURY ACTIVITY & PERFORMANCE MEASURES

	A	B	B/A * 100	C	C/B * 100	D	
	Juror Days	Number Sent to Voir Dire	Voir Dire Attendance Rate	Sworn Jurors	Trial Attendance Rate	Number of Voir Dires Begun	
(1)	Adams	785	1,046	133.2	270	25.8	32
(2)	Allegheny	21,815	15,886	72.8	6,259	39.4	572
(3)	Armstrong	1,042	965	92.6	220	22.8	23
(4)	Beaver	2,204	1,918	87.0	506	26.4	43
(5)	Bedford	1,409	1,206	85.6	574	47.6	41
(6)	Berks	8,052	7,028	87.3	2,170	30.9	158
(7)	Blair	2,853	2,585	90.6	925	35.8	71
(8)	Bradford	877	676	77.1	224	33.1	17
(9)	Bucks	11,718	7,379	63.0	1,907	25.8	162
(10)	Butler	4,104	2,615	63.7	764	29.2	73
(11)	Cambria	1,623	1,427	87.9	367	25.7	424
(12)	Cameron	133	66	49.6	28	42.4	2
(13)	Carbon	714	426	59.7	105	24.6	12
(14)	Centre	1,979	3,030	153.1	745	24.6	111
(15)	Chester	7,481	5,821	77.8	1,535	26.4	141
(16)	Clarion	822	1,284	156.2	422	32.9	29
(17)	Clearfield	1,086	1,452	133.7	728	50.1	52
(18)	Clinton	440	816	185.5	587	71.9	18
(19)	Columbia	634	827	130.4	224	27.1	29
(20)	Crawford	1,793	1,508	84.1	658	43.6	53
(21)	Cumberland	2,792	2,307	82.6	786	34.1	67
(22)	Dauphin	6,818	5,628	82.5	2,265	40.2	165
(23)	Delaware	16,087	8,135	50.6	1,980	24.3	172
(24)	Elk	605	575	95.0	179	31.1	18
(25)	Erie	8,441	7,865	93.2	2,327	29.6	188
(26)	Fayette	4,562	3,484	76.4	1,578	45.3	121
(27)	Forest	286	286	100.0	13	4.5	4
(28)	Franklin	971	2,306	237.5	503	21.8	36
(29)	Fulton	285	490	171.9	97	19.8	7
(30)	Greene	560	835	149.1	350	41.9	28
(31)	Huntingdon	639	368	57.6	56	15.2	9
(32)	Indiana	1,291	957	74.1	252	26.3	20
(33)	Jefferson	769	1,059	137.7	189	17.8	25
(34)	Juniata	408	323	79.2	95	29.4	11

	A/D Juror Days Per Voir Dire Starts	E Number of Jury Trials Begun	F Pool Days	G Zero Panel Days	G/F * 100 Percent Zero Panel Days	H Total Juror Fees Incurred	H/E Average Juror Fees Per Trial
(1)	24.5	21	8	0	0.0	\$15,387	\$733
(2)	38.1	446	226	33	14.6	\$526,703	\$1,181
(3)	45.3	17	14	1	7.1	\$20,020	\$1,178
(4)	51.3	35	28	3	10.7	\$42,670	\$1,219
(5)	34.4	38	10	1	10.0	\$26,892	\$708
(6)	51.0	141	125	16	12.8	\$163,573	\$1,160
(7)	40.2	50 *	12	0	0.0	\$45,893	\$918
(8)	51.6	15	16	3	18.8	\$20,309	\$1,354
(9)	72.3	152	147	44	29.9	\$204,560	\$1,346
(10)	56.2	56	45	11	24.4	\$89,300	\$1,595
(11)	3.8	25	17	2	11.8	\$42,720	\$1,709
(12)	66.5	1	1	0	0.0	\$1,609	\$1,609
(13)	59.5	9	10	0	0.0	\$11,018	\$1,224
(14)	17.8	55	17	2	11.8	\$18,180	\$331
(15)	53.1	126	119	20	16.8	\$158,583	\$1,259
(16)	28.3	19	10	0	0.0	\$14,480	\$762
(17)	20.9	27	10	0	0.0	\$22,795	\$844
(18)	24.4	11	5	0	0.0	\$11,187	\$1,017
(19)	21.9	16	7	0	0.0	\$10,790	\$674
(20)	33.8	47	19	0	0.0	\$42,315	\$900
(21)	41.7	67	24	3	12.5	\$51,505	\$769
(22)	41.3	164	68	4	5.9	\$182,658	\$1,114
(23)	93.5	170	158	47	29.7	\$298,717	\$1,757
(24)	33.6	13	6	0	0.0	\$12,677	\$975
(25)	44.9	182	96	8	8.3	\$154,363	\$848
(26)	37.7	113	39	0	0.0	\$95,295	\$843
(27)	71.5	4	4	2	50.0	\$5,392	\$1,348
(28)	27.0	25	6	0	0.0	\$22,900	\$916
(29)	40.7	7	4	0	0.0	\$7,466	\$1,067
(30)	20.0	25	8	0	0.0	\$23,585	\$943
(31)	71.0	4	8	1	12.5	\$10,470	\$2,618
(32)	64.6	18	18	2	11.1	\$25,190	\$1,399
(33)	30.8	14	7	0	0.0	\$14,677	\$1,048
(34)	37.1	6	5	0	0.0	\$6,811	\$1,135

* Includes 7 summary trials.

2003 JURY ACTIVITY & PERFORMANCE MEASURES

	A	B	B/A * 100	C	C/B * 100	D	
	Juror Days	Number Sent to Voir Dire	Voir Dire Attendance Rate	Sworn Jurors	Trial Attendance Rate	Number of Voir Dires Begun	
(35)	Lackawanna	5,113	3,743	73.2	992	26.5	73
(36)	Lancaster	7,434	3,893	52.4	1,363	35.0	107
(37)	Lawrence	5,034	2,598	51.6	800	30.8	60
(38)	Lebanon	1,642	2,922	178.0	1,050	35.9	76
(39)	Lehigh	5,816	4,204	72.3	1,185	28.2	94
(40)	Luzerne	9,828	4,668	47.5	1,548	33.2	111
(41)	Lycoming	2,542	2,796	110.0	720	25.8	73
(42)	McKean	785	741	94.4	191	25.8	14
(43)	Mercer	2,671	1,206	45.2	286	23.7	20
(44)	Mifflin	557	564	101.3	210	37.2	17
(45)	Monroe	1,955	2,034	104.0	756	37.2	55
(46)	Montgomery	12,702	7,812	61.5	1,588	20.3	172
(47)	Montour	51	28	54.9	9	32.1	1
(48)	Northampton	4,975	2,693	54.1	998	37.1	71
(49)	Northumberland	1,736	1,740	100.2	375	21.6	36
(50)	Perry	543	1,006	185.3	371	36.9	36
(51)	Philadelphia	79,761	86,214	108.1	17,259	20.0	2,637
(52)	Pike	549	340	61.9	140	41.2	10
(53)	Potter	315	456	144.8	162	35.5	18
(54)	Schuylkill	2,124	2,531	119.2	876	34.6	66
(55)	Snyder	659	1,136	172.4	365	32.1	41
(56)	Somerset	1,194	2,043	171.1	689	33.7	49
(57)	Sullivan	48	27	56.3	14	51.9	1
(58)	Susquehanna	422	287	68.0	92	32.1	10
(59)	Tioga	346	300	86.7	126	42.0	6
(60)	Union	394	1,012	256.9	364	36.0	29
(61)	Venango	1,212	1,895	156.4	703	37.1	68
(62)	Warren	573	573	100.0	424	74.0	41
(63)	Washington	2,630	1,115	42.4	361	32.4	53
(64)	Wayne	467	453	97.0	224	49.4	16
(65)	Westmoreland	7,353	3,906	53.1	1,014	26.0	83
(66)	Wyoming	461	186	40.3	96	51.6	7
(67)	York	9,054	4,518	49.9	1,971	43.6	160

	A/D Juror Days Per Voir Dire Starts	E Number of Jury Trials Begun	F Pool Days	G Zero Panel Days	G/F * 100 Percent Zero Panel Days	H Total Juror Fees Incurred	H/E Average Juror Fees Per Trial
(35)	70.0	73	58	12	20.7	\$79,780	\$1,093
(36)	69.5	94	71	11	15.5	\$134,885	\$1,435
(37)	83.9	53	59	14	23.7	\$91,059	\$1,718
(38)	21.6	69	16	0	0.0	\$38,075	\$552
(39)	61.9	92	105	20	19.0	\$109,355	\$1,189
(40)	88.5	106	82	19	23.2	\$161,439	\$1,523
(41)	34.8	49	24	1	4.2	\$56,820	\$1,160
(42)	56.1	14	19	6	31.6	\$20,469	\$1,462
(43)	133.6	20	37	22	59.5	\$49,195	\$2,460
(44)	32.8	14	89	0	0.0	\$8,988	\$642
(45)	35.5	51	11	1	9.1	\$66,941	\$1,313
(46)	73.8	131	134	25	18.7	\$258,825	\$1,976
(47)	51.0	1	1	0	0.0	\$894	\$894
(48)	70.1	69	55	11	20.0	\$106,629	\$1,545
(49)	48.2	29	18	0	0.0	\$38,463	\$1,326
(50)	15.1	28	7	0	0.0	\$12,045	\$430
(51)	30.2	1,444	250	2	0.8	\$1,791,207	\$1,240
(52)	54.9	7	6	0	0.0	\$9,796	\$1,399
(53)	17.5	12	5	0	0.0	\$11,336	\$945
(54)	32.2	55	15	0	0.0	\$49,832	\$906
(55)	16.1	27	8	0	0.0	\$18,509	\$686
(56)	24.4	33	10	0	0.0	\$29,063	\$881
(57)	48.0	1	1	1	100.0	\$772	\$772
(58)	42.2	6	9	3	33.3	\$10,902	\$1,817
(59)	57.7	6	7	1	14.3	\$6,306	\$1,051
(60)	13.6	13	7	0	0.0	\$12,321	\$948
(61)	17.8	50	11	0	0.0	\$39,585	\$792
(62)	14.0	19	4	0	0.0	\$10,787	\$568
(63)	49.6	29	43	20	46.5	\$46,116	\$1,590
(64)	29.2	15	5	0	0.0	\$11,406	\$760
(65)	88.6	70	79	26	32.9	\$145,275	\$2,075
(66)	65.9	7	7	1	14.3	\$8,762	\$1,252
(67)	56.6	160	135	72	53.3	\$252,650	\$1,579

2003 STATEWIDE JUROR EFFICIENCY TABLE

	Class	County	* Average Juror Fees Per Jury Trial	** Average Juror Fees Per Jury Trial by Class of County		Class	County	* Average Juror Fees Per Jury Trial	** Average Juror Fees Per Jury Trial by Class of County
	1	Philadelphia	\$1,240	\$1,240		6	Warren	\$568	\$937
	2	Allegheny	\$1,181	\$1,434			Mifflin	\$642	
		Bucks	\$1,346				Columbia	\$674	
		Delaware	\$1,757				Bedford	\$708	
		Montgomery	\$1,976				Adams	\$733	
	3	Erie	\$848	\$1,291			Wayne	\$760	
		Lackawanna	\$1,093				Clarion	\$762	
		Dauphin	\$1,114				Venango	\$792	
		Berks	\$1,160				Clearfield	\$844	
		Lehigh	\$1,189				Somerset	\$881	
		Chester	\$1,259				Crawford	\$900	
		Lancaster	\$1,435				Greene	\$943	
		Luzerne	\$1,523				Elk	\$975	
		Northampton	\$1,545				Clinton	\$1,017	
		York	\$1,579				Jefferson	\$1,048	
		Westmoreland	\$2,075				Tioga	\$1,051	
	4	Cumberland	\$769	\$1,098			Armstrong	\$1,178	
		Fayette	\$843				Carbon	\$1,224	
		Schuylkill	\$906				Bradford	\$1,354	
		Beaver	\$1,219				Pike	\$1,399	
		Washington	\$1,590				Indiana	\$1,399	
		Butler	\$1,595				McKean	\$1,462	
		Cambria	\$1,709				Susquehanna	\$1,817	
	5	Centre	\$331	\$1,066			Huntingdon	\$2,618	
		Lebanon	\$552			7	Perry	\$430	\$722
		Franklin	\$916				Snyder	\$686	
		Blair	\$918				Union	\$948	
		Lycoming	\$1,160				Juniata	\$1,135	
		Monroe	\$1,313				Wyoming	\$1,252	
		Northumberland	\$1,326			8	Sullivan	\$772	\$1,057
		Lawrence	\$1,718				Montour	\$894	
		Mercer	\$2,460				Potter	\$945	
						Fulton	\$1,067		
						Forest	\$1,348		
						Cameron	\$1,069		

* Average Juror Fees Per Trial = Total Juror Fees Incurred / Number of Jury Trials Begun

** Average Juror Fees Per Trial by Class of County = Total Juror Fees Incurred in Class / Number of Jury Trials Begun in Class



LIMITED
JURISDICTION
COURTS

[This page intentionally left blank for printing purposes]

2003 DISTRICT JUSTICE STATE TOTALS

CRIMINAL

New Cases (OTNs) Filed	195,564
Cases Disposed	193,286
Bound to Court	27,644
Waiver of Preliminary Hearing	97,483
Guilty Plea	11,156
Dismissal	18,428
Prosecution Withdrawn	24,461
Moved to Summary Docket	6,050
Other	8,064

Cases Pending 37,258

Age of Pending Cases

0-30 Days	12,936	34.7%
31-60 Days	6,902	18.5%
61-90 Days	3,655	9.8%
91-120 Days	1,913	5.1%
121-150 Days	999	2.7%
151-180 Days	646	1.7%
181-210 Days	502	1.3%
211-240 Days	345	0.9%
241-270 Days	267	0.7%
271-300 Days	220	0.6%
301-330 Days	197	0.5%
331-360 Days	275	0.7%
Over 360 Days	8,401	22.5%

Arrest Warrants

Issued	75,702
Served	56,517
Cancelled	16,045

Pending:

Pre-Disposition	0-30 Days	3,056
	31-60 Days	1,695
	Over 60 Days	33,166
Post-Disposition	0-30 Days	154
	31-60 Days	73
	Over 60 Days	5,158

PRIVATE CRIMINAL COMPLAINT

New Cases Filed	102,225
Cases Disposed	101,788
Trial Guilty	8,804
Trial Not Guilty	2,637
Guilty Plea	56,889
ARD	369
Dismissal	21,110
Prosecution Withdrawn	11,153
Moved to Criminal Docket	285
Other	541

Cases Pending 42,371

Age of Pending Cases

0-30 Days	5,702	13.5%
31-60 Days	3,286	7.8%
61-90 Days	1,722	4.1%
91-120 Days	1,025	2.4%
121-150 Days	764	1.8%
151-180 Days	449	1.1%
181-210 Days	519	1.2%
211-240 Days	503	1.2%
241-270 Days	568	1.3%
271-300 Days	508	1.2%
301-330 Days	440	1.0%
331-360 Days	439	1.0%
Over 360 Days	26,446	62.4%

Arrest Warrants

Issued	66,323
Served	34,291
Cancelled	26,222

Pending:

Pre-Disposition	0-30 Days	2,133
	31-60 Days	1,444
	Over 60 Days	93,711
Post-Disposition	0-30 Days	1,513
	31-60 Days	1,083
	Over 60 Days	48,607

2003 DISTRICT JUSTICE STATE TOTALS (CONTINUED)

CIVIL ACTION

New Cases Filed	142,530
Cases Disposed	136,890
Trial	33,846
Default Judgment	58,015
Settled	26,018
Dismissal Without Prejudice	13,429
Complaint Withdrawn	5,582

Orders

Execution	15,571
-----------	--------

Cases Pending	60,337
----------------------	--------

Age of Pending Cases

0-30 Days	11,430	18.9%
31-60 Days	5,207	8.6%
61-90 Days	2,861	4.7%
91-120 Days	1,706	2.8%
121-150 Days	865	1.4%
151-180 Days	825	1.4%
181-210 Days	942	1.6%
211-240 Days	608	1.0%
241-270 Days	571	0.9%
271-300 Days	518	0.9%
301-330 Days	398	0.7%
331-360 Days	432	0.7%
Over 360 Days	33,974	56.3%

LANDLORD/TENANT

New Cases Filed	73,022
Cases Disposed	72,326
Trial	54,852
Default Judgement	4,971
Settled	8,584
Dismissal Without Prejudice	2,182
Complaint Withdrawn	1,702
Other	35

Orders

Execution	1,702
Possession	29,696

Cases Pending	5,860
----------------------	-------

Age of Pending Cases

0-30 Days	2,616	44.6%
31-60 Days	150	2.6%
61-90 Days	68	1.2%
91-120 Days	40	0.7%
121-150 Days	32	0.5%
151-180 Days	36	0.6%
181-210 Days	31	0.5%
211-240 Days	34	0.6%
241-270 Days	26	0.4%
271-300 Days	27	0.5%
301-330 Days	19	0.3%
331-360 Days	36	0.6%
Over 360 Days	2,745	46.8%

EMERGENCY PROTECTION FROM ABUSE

New Cases Filed	5,792	
Cases Disposed	5,792	
Granted	5,496	94.9%
Denied	296	5.1%

DISTRICT JUSTICE - 2003 CRIMINAL FILINGS & DISPOSITIONS

	New Cases (OTN's) Filed	Cases Disposed	<i>Disposed By:</i>		
			Bound to Court	Waiver of Preliminary Hearing	Guilty Plea
(1) Adams	1,378	1,420	260	720	113
(2) Allegheny	21,223	19,889	2,854	7,322	180
(3) Armstrong	1,415	1,373	151	749	32
(4) Beaver	4,115	4,297	260	2,507	38
(5) Bedford	610	541	52	371	44
(6) Berks	7,143	7,215	1,463	4,490	18
(7) Blair	3,451	3,329	215	2,083	354
(8) Bradford	1,395	1,420	65	543	277
(9) Bucks	9,062	8,892	2,097	4,429	1
(10) Butler	3,352	3,398	291	1,848	666
(11) Cambria	4,523	4,575	338	2,200	118
(12) Cameron	77	83	4	46	8
(13) Carbon	945	975	62	662	16
(14) Centre	2,505	2,480	261	1,896	113
(15) Chester	6,548	6,971	1,539	2,818	6
(16) Clarion	917	925	56	648	82
(17) Clearfield	1,559	1,579	69	979	401
(18) Clinton	482	496	63	301	1
(19) Columbia	1,174	1,118	88	572	97
(20) Crawford	1,185	1,208	318	609	80
(21) Cumberland	3,444	3,335	795	1,635	293
(22) Dauphin	8,380	8,025	1,179	3,297	1,212
(23) Delaware	10,103	9,968	1,839	4,766	8
(24) Elk	483	468	48	271	1
(25) Erie	4,496	4,637	510	2,247	389
(26) Fayette	2,619	2,696	250	1,391	10
(27) Forest	133	141	29	76	11
(28) Franklin	2,566	2,602	84	1,948	77
(29) Fulton	183	162	31	108	3
(30) Greene	852	796	187	303	0
(31) Huntingdon	742	726	162	384	21
(32) Indiana	1,846	1,874	78	1,055	4
(33) Jefferson	1,136	1,090	82	544	84

	Dismissal	Prosecution Withdrawn	Moved to Summary Docket	Other	Cases Pending
(1)	109	124	36	58	168
(2)	1,481	5,535	2,058	459	5,463
(3)	276	123	5	37	275
(4)	1,202	125	0	165	805
(5)	16	50	3	5	138
(6)	696	352	30	166	1,048
(7)	77	446	140	14	565
(8)	103	286	132	14	242
(9)	931	351	23	1,060	1,661
(10)	185	239	50	119	497
(11)	374	1,282	9	254	746
(12)	2	20	1	2	14
(13)	76	124	5	30	114
(14)	30	122	0	58	305
(15)	240	1,653	0	715	1,134
(16)	10	119	8	2	180
(17)	16	89	20	5	195
(18)	38	85	2	6	32
(19)	45	226	2	88	160
(20)	42	130	23	6	196
(21)	253	141	195	23	752
(22)	1,440	571	282	44	1,538
(23)	1,088	1,215	672	380	2,591
(24)	43	82	22	1	55
(25)	212	624	486	169	901
(26)	418	439	100	88	530
(27)	5	19	0	1	16
(28)	147	176	145	25	358
(29)	2	9	5	4	26
(30)	94	182	8	22	132
(31)	50	57	36	18	174
(32)	268	248	18	203	288
(33)	75	286	0	19	268

DISTRICT JUSTICE - 2003 CRIMINAL FILINGS & DISPOSITIONS

	New Cases (OTN's) Filed	Cases Disposed	<i>Disposed By:</i>		
			Bound to Court	Waiver of Preliminary Hearing	Guilty Plea
(34) Juniata	338	327	41	189	0
(35) Lackawanna	4,406	4,041	161	1,794	629
(36) Lancaster	7,605	7,561	715	3,740	1,459
(37) Lawrence	1,891	1,935	89	1,023	68
(38) Lebanon	2,132	2,250	87	1,817	7
(39) Lehigh	7,510	7,254	1,087	3,279	1,190
(40) Luzerne	6,143	5,655	1,495	2,073	505
(41) Lycoming	2,295	2,310	195	1,482	163
(42) McKean	826	806	110	463	69
(43) Mercer	2,112	2,198	902	243	499
(44) Mifflin	811	829	63	584	4
(45) Monroe	2,228	2,116	143	973	292
(46) Montgomery	11,075	10,945	1,694	6,084	151
(47) Montour	211	238	20	95	51
(48) Northampton	4,738	4,901	643	2,591	266
(49) Northumberland	1,705	1,748	90	1,168	215
(50) Perry	552	557	112	342	4
(52) Pike	392	353	29	212	51
(53) Potter	368	371	37	255	2
(54) Schuylkill	2,541	2,526	306	1,410	6
(55) Snyder	555	589	49	399	4
(56) Somerset	1,446	1,504	353	444	2
(57) Sullivan	85	103	10	60	2
(58) Susquehanna	453	416	54	226	30
(59) Tioga	619	664	72	382	33
(60) Union	432	441	45	294	44
(61) Venango	1,250	1,247	235	641	221
(62) Warren	547	684	352	249	17
(63) Washington	4,219	4,254	841	1,644	54
(64) Wayne	738	695	34	316	222
(65) Westmoreland	7,537	7,568	437	4,763	26
(66) Wyoming	524	505	52	285	24
(67) York	7,238	6,991	1,311	4,145	88

	Dismissal	Prosecution Withdrawn	Moved to Summary Docket	Other	Cases Pending
(34)	17	74	5	1	82
(35)	564	444	434	15	1,203
(36)	768	664	129	86	1,235
(37)	139	352	58	206	132
(38)	46	171	27	95	321
(39)	1,191	362	134	11	1,128
(40)	1,012	391	141	38	1,423
(41)	71	274	55	70	301
(42)	26	132	1	5	111
(43)	83	330	41	100	224
(44)	34	50	15	79	87
(45)	287	298	33	90	380
(46)	1,233	1,215	157	411	2,458
(47)	5	42	25	0	29
(48)	363	388	38	612	537
(49)	55	143	11	66	216
(50)	31	24	18	26	60
(52)	11	43	6	1	72
(53)	12	59	6	0	62
(54)	160	570	12	62	346
(55)	8	112	0	17	122
(56)	211	240	44	210	294
(56)	7	12	12	0	18
(58)	42	35	18	11	61
(59)	39	93	38	7	86
(60)	17	30	0	11	113
(61)	21	112	0	17	168
(62)	12	53	1	0	239
(63)	1,065	389	27	234	710
(64)	25	90	1	7	217
(65)	478	1,449	27	388	916
(66)	65	70	0	9	103
(67)	286	220	20	921	2,237

DISTRICT JUSTICE - 2003 AGE OF PENDING CRIMINAL CASES

	0-30		31-60		61-90		91-120		121-150		151-180	
	Days	% of Total	Days	% of Total	Days	% of Total	Days	% of Total	Days	% of Total	Days	% of Total
(1) Adams	96	57.1	28	16.7	5	3.0	1	0.6	0	0.0	0	0.0
(2) Allegheny	1,312	24.0	757	13.9	509	9.3	344	6.3	216	4.0	126	2.3
(3) Armstrong	87	31.6	58	21.1	23	8.4	14	5.1	11	4.0	6	2.2
(4) Beaver	252	31.3	125	15.5	71	8.8	48	6.0	33	4.1	23	2.9
(5) Bedford	76	55.1	29	21.0	3	2.2	1	0.7	1	0.7	0	0.0
(6) Berks	434	41.4	238	22.7	91	8.7	45	4.3	5	0.5	8	0.8
(7) Blair	225	39.8	81	14.3	92	16.3	8	1.4	1	0.2	6	1.1
(8) Bradford	79	32.6	37	15.3	22	9.1	14	5.8	9	3.7	7	2.9
(9) Bucks	670	40.3	478	28.8	284	17.1	126	7.6	54	3.3	24	1.4
(10) Butler	250	50.3	94	18.9	46	9.3	29	5.8	14	2.8	9	1.8
(11) Cambria	256	34.3	146	19.6	71	9.5	46	6.2	34	4.6	19	2.5
(12) Cameron	5	35.7	1	7.1	2	14.3	0	0.0	0	0.0	0	0.0
(13) Carbon	63	55.3	25	21.9	9	7.9	3	2.6	2	1.8	0	0.0
(14) Centre	144	47.2	43	14.1	9	3.0	3	1.0	1	0.3	1	0.3
(15) Chester	448	39.5	283	25.0	148	13.1	101	8.9	58	5.1	43	3.8
(16) Clarion	60	33.3	39	21.7	21	11.7	12	6.7	7	3.9	3	1.7
(17) Clearfield	91	46.7	19	9.7	5	2.6	4	2.1	4	2.1	1	0.5
(18) Clinton	23	71.9	4	12.5	1	3.1	1	3.1	1	3.1	0	0.0
(19) Columbia	96	60.0	42	26.3	8	5.0	4	2.5	2	1.3	2	1.3
(20) Crawford	87	44.4	40	20.4	20	10.2	8	4.1	3	1.5	2	1.0
(21) Cumberland	267	35.5	151	20.1	73	9.7	36	4.8	12	1.6	13	1.7
(22) Dauphin	611	39.7	303	19.7	186	12.1	74	4.8	44	2.9	29	1.9
(23) Delaware	785	30.3	487	18.8	355	13.7	187	7.2	132	5.1	74	2.9
(24) Elk	24	43.6	18	32.7	8	14.5	0	0.0	1	1.8	0	0.0
(25) Erie	343	38.1	189	21.0	98	10.9	51	5.7	28	3.1	14	1.6
(26) Fayette	154	29.1	133	25.1	81	15.3	53	10.0	25	4.7	17	3.2
(27) Forest	4	25.0	7	43.8	2	12.5	0	0.0	0	0.0	1	6.3
(28) Franklin	128	35.8	56	15.6	30	8.4	13	3.6	0	0.0	4	1.1
(29) Fulton	16	61.5	5	19.2	3	11.5	0	0.0	1	3.8	0	0.0
(30) Greene	39	29.5	53	40.2	24	18.2	9	6.8	1	0.8	2	1.5
(31) Huntingdon	39	22.4	30	17.2	13	7.5	1	0.6	3	1.7	0	0.0
(32) Indiana	105	36.5	93	32.3	52	18.1	16	5.6	5	1.7	4	1.4
(33) Jefferson	63	23.5	46	17.2	22	8.2	31	11.6	8	3.0	9	3.4

	181-210		211-240		241-270		271-300		301-330		331-360		Over 360	
	Days	% of Total	Days	% of Total	Days	% of Total	Days	% of Total	Days	% of Total	Days	% of Total	Days	% of Total
(1)	0	0.0	0	0.0	2	1.2	0	0.0	0	0.0	2	1.2	34	20.2
(2)	119	2.2	85	1.6	73	1.3	54	1.0	44	0.8	63	1.2	1,761	32.2
(3)	3	1.1	3	1.1	1	0.4	0	0.0	4	1.5	2	0.7	63	22.9
(4)	18	2.2	10	1.2	15	1.9	7	0.9	6	0.7	5	0.6	192	23.9
(5)	1	0.7	0	0.0	2	1.4	1	0.7	0	0.0	0	0.0	24	17.4
(6)	3	0.3	2	0.2	4	0.4	1	0.1	1	0.1	5	0.5	211	20.1
(7)	5	0.9	1	0.2	3	0.5	1	0.2	2	0.4	4	0.7	136	24.1
(8)	3	1.2	4	1.7	1	0.4	1	0.4	0	0.0	3	1.2	62	25.6
(9)	4	0.2	6	0.4	2	0.1	1	0.1	3	0.2	5	0.3	4	0.2
(10)	3	0.6	3	0.6	2	0.4	1	0.2	6	1.2	3	0.6	37	7.4
(11)	25	3.4	5	0.7	5	0.7	3	0.4	4	0.5	12	1.6	120	16.1
(12)	0	0.0	0	0.0	0	0.0	0	0.0	0	0.0	0	0.0	6	42.9
(13)	0	0.0	2	1.8	0	0.0	1	0.9	1	0.9	0	0.0	8	7.0
(14)	1	0.3	0	0.0	0	0.0	3	1.0	4	1.3	2	0.7	94	30.8
(15)	16	1.4	7	0.6	4	0.4	4	0.4	2	0.2	4	0.4	16	1.4
(16)	12	6.7	2	1.1	0	0.0	2	1.1	0	0.0	4	2.2	18	10.0
(17)	1	0.5	0	0.0	0	0.0	1	0.5	0	0.0	0	0.0	69	35.4
(18)	0	0.0	0	0.0	0	0.0	0	0.0	0	0.0	0	0.0	2	6.3
(19)	0	0.0	2	1.3	0	0.0	0	0.0	0	0.0	1	0.6	3	1.9
(20)	3	1.5	0	0.0	1	0.5	0	0.0	0	0.0	1	0.5	31	15.8
(21)	6	0.8	4	0.5	2	0.3	4	0.5	1	0.1	4	0.5	179	23.8
(22)	17	1.1	10	0.7	9	0.6	8	0.5	8	0.5	9	0.6	230	15.0
(23)	62	2.4	45	1.7	26	1.0	25	1.0	21	0.8	23	0.9	369	14.2
(24)	2	3.6	0	0.0	0	0.0	0	0.0	1	1.8	0	0.0	1	1.8
(25)	24	2.7	5	0.6	7	0.8	7	0.8	1	0.1	4	0.4	130	14.4
(26)	11	2.1	8	1.5	3	0.6	1	0.2	0	0.0	1	0.2	43	8.1
(27)	0	0.0	0	0.0	0	0.0	0	0.0	0	0.0	0	0.0	2	12.5
(28)	2	0.6	3	0.8	2	0.6	1	0.3	4	1.1	3	0.8	112	31.3
(29)	0	0.0	0	0.0	0	0.0	0	0.0	0	0.0	0	0.0	1	3.8
(30)	0	0.0	0	0.0	0	0.0	0	0.0	0	0.0	0	0.0	4	3.0
(31)	1	0.6	0	0.0	2	1.1	0	0.0	3	1.7	2	1.1	80	46.0
(32)	1	0.3	2	0.7	4	1.4	0	0.0	1	0.3	0	0.0	5	1.7
(33)	10	3.7	4	1.5	1	0.4	2	0.7	0	0.0	2	0.7	70	26.1

DISTRICT JUSTICE - 2003 AGE OF PENDING CRIMINAL CASES

	0-30		31-60		61-90		91-120		121-150		151-180	
	Days	% of Total	Days	% of Total	Days	% of Total	Days	% of Total	Days	% of Total	Days	% of Total
(34) Juniata	26	31.7	8	9.8	3	8.2	2	2.4	0	0.0	1	1.2
(35) Lackawanna	264	21.9	131	10.9	53	4.4	31	2.6	19	1.6	23	1.9
(36) Lancaster	531	43.0	253	20.5	99	8.0	41	3.3	12	1.0	5	0.4
(37) Lawrence	88	66.7	22	16.7	7	5.3	2	1.5	1	0.8	1	0.8
(38) Lebanon	160	49.8	67	20.9	8	2.5	7	2.2	4	1.2	1	0.3
(39) Lehigh	449	39.8	324	28.7	147	13.0	63	5.6	44	3.9	12	1.1
(40) Luzerne	447	31.4	196	13.8	102	7.2	65	4.6	24	1.7	23	1.6
(41) Lycoming	162	53.8	57	18.9	24	8.0	1	0.3	1	0.3	3	1.0
(42) McKean	43	38.7	29	26.1	3	2.7	2	1.8	1	0.9	1	0.9
(43) Mercer	125	55.8	34	15.2	22	9.8	9	4.0	3	1.3	4	1.8
(44) Mifflin	30	34.5	24	27.6	15	17.2	2	2.3	2	2.3	2	2.3
(45) Monroe	152	40.0	66	17.4	29	7.6	15	3.9	1	0.3	4	1.1
(46) Montgomery	717	29.2	370	15.1	218	8.9	143	5.8	71	2.9	39	1.6
(47) Montour	16	55.2	3	10.3	0	0.0	3	10.3	1	3.4	0	0.0
(48) Northampton	295	54.9	120	36.0	148	13.1	21	3.9	12	2.2	7	1.3
(49) Northumberland	109	50.5	24	11.1	19	8.8	5	2.3	1	0.5	1	0.5
(50) Perry	31	51.7	18	30.0	1	1.7	0	0.0	0	0.0	1	1.7
(52) Pike	29	40.3	23	31.9	8	11.1	4	5.6	3	4.2	0	0.0
(53) Potter	23	37.1	17	27.4	7	11.3	5	8.1	0	0.0	1	1.6
(54) Schuylkill	172	49.7	75	21.7	39	11.3	12	3.5	0	0.0	2	0.6
(55) Snyder	39	32.0	17	13.9	8	6.6	5	4.1	0	0.0	0	0.0
(56) Somerset	120	40.8	56	19.0	30	10.2	13	4.4	11	3.7	4	1.4
(57) Sullivan	3	16.7	3	16.7	1	5.6	0	0.0	0	0.0	0	0.0
(58) Susquehanna	39	63.9	9	14.8	6	9.8	1	1.6	2	3.3	0	0.0
(59) Tioga	32	37.2	12	14.0	5	5.8	1	1.2	0	0.0	2	2.3
(60) Union	19	16.8	4	3.5	12	10.6	3	2.7	1	0.9	0	0.0
(61) Venango	95	56.0	21	12.5	11	6.5	7	4.2	0	0.0	5	3.0
(62) Warren	29	12.1	13	5.4	3	1.3	0	0.0	0	0.0	0	0.0
(63) Washington	260	36.6	140	19.7	61	8.6	31	4.4	11	1.5	5	0.7
(64) Wayne	38	17.5	34	15.7	4	1.8	8	3.7	3	1.4	4	1.8
(65) Westmoreland	463	50.5	226	24.7	108	11.8	51	5.6	15	1.6	13	1.4
(66) Wyoming	38	36.9	25	24.3	10	9.7	8	7.8	3	2.9	1	1.0
(67) York	561	25.1	343	15.3	169	7.6	69	3.1	37	1.7	34	1.5

	181-210		211-240		241-270		271-300		301-330		331-360		Over 360	
	Days	% of Total	Days	% of Total	Days	% of Total	Days	% of Total	Days	% of Total	Days	% of Total	Days	% of Total
(34)	0	0.0	0	0.0	0	0.0	1	1.2	1	1.2	1	1.2	39	47.6
(35)	13	1.1	8	0.7	4	0.3	15	1.2	15	1.2	7	0.6	620	51.5
(36)	4	0.3	7	0.6	4	0.3	1	0.1	3	0.2	7	0.6	268	21.7
(37)	0	0.0	0	0.0	0	0.0	1	0.8	0	0.0	1	0.8	9	6.8
(38)	0	0.0	1	0.3	0	0.0	4	1.2	1	0.3	1	0.3	67	20.9
(39)	9	0.8	9	0.8	2	0.2	0	0.0	1	0.1	6	0.5	62	5.5
(40)	26	1.8	20	1.4	12	0.8	10	0.7	9	0.6	13	0.9	476	33.5
(41)	1	0.3	1	0.3	1	0.3	0	0.0	0	0.0	4	1.3	46	15.3
(42)	0	0.0	0	0.0	3	2.7	1	0.9	0	0.0	2	1.8	26	23.4
(43)	1	0.4	1	0.4	0	0.0	0	0.0	2	0.9	2	0.9	21	9.4
(44)	2	2.3	1	1.1	1	1.1	1	1.1	1	1.1	0	0.0	6	6.9
(45)	4	1.1	7	1.8	2	0.5	0	0.0	2	0.5	4	1.1	94	24.7
(46)	32	1.3	30	1.2	19	0.8	15	0.6	10	0.4	16	0.7	778	31.7
(47)	1	3.4	0	0.0	0	0.0	0	0.0	0	0.0	0	0.0	5	17.2
(48)	2	0.4	4	0.7	4	0.7	1	0.2	3	0.6	2	0.4	30	5.6
(49)	3	1.4	0	0.0	4	1.9	2	0.9	0	0.0	3	1.4	45	20.8
(50)	0	0.0	0	0.0	0	0.0	0	0.0	0	0.0	0	0.0	9	15.0
(52)	0	0.0	1	1.4	1	1.4	0	0.0	1	1.4	0	0.0	2	2.8
(53)	1	1.6	1	1.6	0	0.0	0	0.0	0	0.0	0	0.0	7	11.3
(54)	0	0.0	3	0.9	0	0.0	0	0.0	0	0.0	3	0.9	40	11.6
(55)	1	0.8	1	0.8	2	1.6	0	0.0	0	0.0	1	0.8	48	39.3
(56)	3	1.0	3	1.0	2	0.7	4	1.4	1	0.3	1	0.3	46	15.6
(57)	0	0.0	0	0.0	0	0.0	0	0.0	0	0.0	0	0.0	11	61.1
(58)	0	0.0	0	0.0	0	0.0	0	0.0	0	0.0	0	0.0	4	6.6
(59)	0	0.0	1	1.2	1	1.2	1	1.2	1	1.2	0	0.0	30	34.9
(60)	1	0.9	2	1.8	0	0.0	0	0.0	0	0.0	1	0.9	70	61.9
(61)	2	1.2	3	1.8	2	1.2	0	0.0	1	0.6	0	0.0	22	13.1
(62)	0	0.0	0	0.0	0	0.0	0	0.0	1	0.4	0	0.0	193	80.8
(63)	9	1.3	3	0.4	8	1.1	7	1.0	5	0.7	7	1.0	163	23.0
(64)	4	1.8	2	0.9	1	0.5	1	0.5	0	0.0	4	1.8	114	52.5
(65)	5	0.5	3	0.3	4	0.4	3	0.3	3	0.3	5	0.5	17	1.9
(66)	1	1.0	0	0.0	1	1.0	0	0.0	0	0.0	0	0.0	16	15.5
(67)	24	1.1	20	0.9	18	0.8	23	1.0	19	0.8	20	0.9	900	40.2

DISTRICT JUSTICE - 2003 CRIMINAL ARREST WARRANTS

	Issued	Served	Cancelled	Pending: Pre-Disposition			Pending: Post-Disposition		
				0-30 Days	31-60 Days	Over 60 Days	0-30 Days	31-60 Days	Over 60 Days
Adams	483	325	140	14	19	291	0	0	20
Allegheny	8,232	6,042	1,534	296	190	2,505	8	2	309
Armstrong	441	314	82	20	15	239	0	1	9
Beaver	1,322	914	399	52	35	312	0	0	26
Bedford	157	119	29	10	2	63	0	0	1
Berks	2,591	2,429	249	84	28	1,601	0	0	79
Blair	1,673	1,274	261	78	26	711	3	0	62
Bradford	727	594	117	24	7	207	0	2	5
Bucks	3,223	2,036	1,154	137	56	39	9	0	8
Butler	1,343	1,055	207	95	30	245	13	7	102
Cambria	1,518	1,001	529	63	23	206	0	0	11
Cameron	18	13	6	0	0	11	0	1	0
Carbon	334	270	33	8	11	153	0	0	2
Centre	770	647	99	44	17	630	645	0	1
Chester	2,965	2,108	567	97	45	331	39	14	978
Clarion	270	193	72	9	5	93	0	0	9
Clearfield	508	460	73	12	9	435	2	0	55
Clinton	165	137	38	2	3	23	0	0	0
Columbia	506	400	73	13	0	193	0	0	31
Crawford	335	296	48	5	4	115	1	1	6
Cumberland	1,395	901	434	82	21	625	1	12	25
Dauphin	3,646	2,579	908	157	107	2,751	9	2	634
Delaware	3,398	2,132	1,129	175	85	3,317	0	0	113
Elk	138	115	18	7	3	68	0	0	0
Erie	1,691	1,473	211	71	29	673	2	0	56
Fayette	1,201	933	190	58	41	184	12	3	162
Forest	38	27	11	1	1	6	0	0	0
Franklin	889	610	231	47	15	502	2	0	10
Fulton	72	61	6	1	9	11	0	0	1
Greene	286	195	77	14	14	118	0	0	2
Huntingdon	330	265	69	14	3	53	0	0	1
Indiana	575	372	252	18	7	30	0	0	0
Jefferson	329	256	68	10	2	112	0	0	5

DISTRICT JUSTICE - 2003 CRIMINAL ARREST WARRANTS

	Issued	Served	Cancelled	Pending: Pre-Disposition			Pending: Post-Disposition		
				0-30 Days	31-60 Days	Over 60 Days	0-30 Days	31-60 Days	Over 60 Days
Juniata	166	143	18	5	3	19	0	0	0
Lackawanna	1,684	1,147	311	79	64	2,228	1	0	152
Lancaster	3,206	2,549	638	118	73	2,352	5	0	322
Lawrence	865	649	246	30	6	8	0	0	24
Lebanon	963	728	193	36	21	253	0	0	1
Lehigh	2,414	2,042	276	115	88	1,828	0	0	65
Luzerne	2,346	1,705	380	102	82	1,742	4	2	149
Lycoming	1,048	890	133	39	25	479	1	0	42
McKean	216	107	115	9	3	183	0	0	2
Mercer	766	609	121	24	16	274	5	0	26
Mifflin	285	272	18	9	4	49	0	0	0
Monroe	856	549	188	21	35	787	1	0	97
Montgomery	3,807	3,133	559	158	94	2,202	1	0	278
Montour	143	138	22	12	2	45	0	0	0
Northampton	2,220	1,675	567	73	28	254	2	0	74
Northumberland	758	622	121	16	14	69	0	0	43
Perry	255	207	42	9	6	17	0	0	0
Pike	129	94	23	5	4	94	0	0	23
Potter	82	63	18	2	0	23	0	0	1
Schuylkill	1,289	1,165	100	33	24	407	0	1	0
Snyder	202	182	21	5	2	74	0	0	0
Somerset	431	271	164	26	10	37	0	0	3
Sullivan	30	31	10	1	0	5	0	0	0
Susquehanna	176	129	35	10	4	54	0	0	11
Tioga	228	200	57	7	2	51	0	0	21
Union	147	93	46	4	5	48	1	0	6
Venango	422	333	78	19	6	215	0	0	59
Warren	194	153	56	9	1	69	0	0	2
Washington	1,595	1,101	375	72	65	901	4	3	114
Wayne	484	373	70	23	7	251	4	2	52
Westmoreland	3,181	2,645	459	115	67	806	5	12	152
Wyoming	232	177	33	12	4	85	0	0	14
York	3,313	1,796	1,238	140	68	389	19	8	702

DISTRICT JUSTICE - 2003 PRIVATE CRIMINAL COMPLAINT FILINGS & DISPOSITIONS

	New Cases Filed	Cases Disposed	<i>Disposed By:</i>		
			Trial Guilty	Trial Not Guilty	Guilty Plea
(1) Adams	1,344	1,281	143	35	873
(2) Allegheny	11,261	9,649	1,711	143	3,217
(3) Armstrong	609	553	35	4	427
(4) Beaver	2,025	2,013	210	66	898
(5) Bedford	708	709	54	82	446
(6) Berks	2,883	2,736	258	109	1,600
(7) Blair	1,720	1,549	70	16	921
(8) Bradford	1,705	2,193	131	28	1,347
(9) Bucks	553	691	88	18	256
(10) Butler	1,203	1,210	66	12	991
(11) Cambria	2,193	2,222	333	38	1,146
(12) Cameron	44	56	1	0	46
(13) Carbon	242	229	6	4	189
(14) Centre	1,942	1,915	74	12	1,451
(15) Chester	1,133	1,296	59	24	835
(16) Clarion	1,283	1,149	31	7	1,009
(17) Clearfield	592	635	43	8	485
(18) Clinton	259	222	1	7	162
(19) Columbia	1,026	942	58	74	453
(20) Crawford	1,249	1,230	30	20	1,073
(21) Cumberland	1,832	1,952	48	5	1,655
(22) Dauphin	2,162	5,928	268	213	1,613
(23) Delaware	2,469	2,174	515	41	111
(24) Elk	462	483	24	42	366
(25) Erie	3,929	3,806	134	81	2,405
(26) Fayette	1,203	1,315	74	33	788
(27) Forest	45	39	1	0	29
(28) Franklin	1,268	1,316	62	22	1,084
(29) Fulton	54	56	2	1	48
(30) Greene	782	637	75	32	225
(31) Huntingdon	462	485	6	15	372
(32) Indiana	1,247	1,225	127	17	973
(33) Jefferson	673	738	77	38	504

	ARD	Dismissal	Prosecution Withdrawn	Moved to Criminal Docket	Other	Cases Pending
(1)	0	79	126	0	25	115
(2)	1	2,644	1,883	24	26	6,516
(3)	0	44	41	0	2	184
(4)	0	418	407	3	11	1,867
(5)	0	83	42	0	2	75
(6)	17	233	510	3	6	955
(7)	0	102	321	111	8	552
(8)	0	580	106	0	1	382
(9)	0	260	66	0	3	137
(10)	0	82	50	5	4	703
(11)	0	401	279	15	10	350
(12)	0	3	6	0	0	12
(13)	3	11	16	0	0	65
(14)	0	268	109	0	1	308
(15)	4	233	137	0	4	149
(16)	0	46	37	19	0	401
(17)	0	35	59	5	0	78
(18)	0	4	48	0	0	35
(19)	0	317	31	8	1	157
(20)	0	59	42	0	6	227
(21)	19	77	143	1	4	2,697
(22)	0	3,621	163	0	50	5,953
(23)	15	1,195	291	1	5	1,327
(24)	0	37	14	0	0	23
(25)	101	862	191	25	7	1,201
(26)	0	211	198	4	7	320
(27)	6	1	2	0	0	11
(28)	7	85	54	0	2	638
(29)	0	0	5	0	0	18
(30)	0	135	137	0	33	266
(31)	8	65	14	4	1	60
(32)	0	53	35	0	20	1,522
(33)	0	68	45	5	1	216

DISTRICT JUSTICE - 2003 PRIVATE CRIMINAL COMPLAINT FILINGS & DISPOSITIONS

	New Cases Filed	Cases Disposed	<i>Disposed By:</i>			
			Trial Guilty	Trial Not Guilty	Guilty Plea	
(34)	Juniata	262	250	48	1	165
(35)	Lackawanna	2,622	2,642	372	82	964
(36)	Lancaster	7,136	6,406	114	41	4,333
(37)	Lawrence	553	524	71	25	328
(38)	Lebanon	141	121	15	3	90
(39)	Lehigh	3,334	3,275	146	53	2,077
(40)	Luzerne	4,370	3,537	700	263	1,432
(41)	Lycoming	650	644	29	28	463
(42)	McKean	733	932	30	37	514
(43)	Mercer	1,784	1,786	123	91	1,067
(44)	Mifflin	716	642	15	4	566
(45)	Monroe	1,558	1,294	52	12	979
(46)	Montgomery	1,277	1,081	150	31	501
(47)	Montour	157	153	7	6	110
(48)	Northampton	3,746	3,482	140	70	1,244
(49)	Northumberland	1,288	1,200	83	7	813
(50)	Perry	1,224	1,324	8	10	1,064
(52)	Pike	170	162	6	6	107
(53)	Potter	95	114	2	0	79
(54)	Schuylkill	264	251	11	6	202
(55)	Snyder	510	505	19	12	449
(56)	Somerset	631	722	98	40	345
(57)	Sullivan	20	24	0	0	18
(58)	Susquehanna	282	238	13	5	167
(59)	Tioga	382	479	8	13	360
(60)	Union	344	328	3	2	173
(61)	Venango	966	882	27	7	734
(62)	Warren	506	518	47	23	326
(63)	Washington	3,714	3,554	606	121	1,760
(64)	Wayne	911	861	15	4	616
(65)	Westmoreland	6,083	5,863	470	180	3,214
(66)	Wyoming	461	438	14	17	317
(67)	York	4,773	4,922	547	190	3,314

	ARD	Dismissal	Prosecution Withdrawn	Moved to Criminal Docket	Other	Cases Pending
(34)	0	17	18	0	1	57
(35)	0	918	302	2	2	2,191
(36)	0	1,565	313	0	40	450
(37)	0	45	35	0	20	226
(38)	0	5	8	0	0	44
(39)	40	667	274	4	14	429
(40)	1	618	462	23	38	3,182
(41)	0	18	104	2	0	275
(42)	0	291	50	3	7	276
(43)	0	276	222	0	7	359
(44)	16	25	16	0	0	308
(45)	0	154	94	0	3	336
(46)	0	153	243	0	3	1,097
(47)	0	7	23	0	0	44
(48)	4	1,053	965	2	4	742
(49)	0	227	57	0	13	303
(50)	0	77	165	0	0	86
(52)	0	21	22	0	0	23
(53)	0	15	18	0	0	43
(54)	0	12	17	0	3	101
(55)	2	6	16	0	1	66
(56)	29	69	109	3	29	124
(57)	0	1	4	1	0	10
(58)	1	31	20	1	0	56
(59)	0	63	35	0	0	52
(60)	32	99	18	0	1	157
(61)	10	67	36	0	1	161
(62)	37	45	40	0	0	231
(63)	0	414	627	3	23	825
(64)	0	161	59	0	6	325
(65)	13	1,024	914	7	41	1,399
(66)	0	54	7	1	28	49
(67)	3	600	252	0	16	824

DISTRICT JUSTICE - 2003 AGE OF PENDING PRIVATE CRIMINAL COMPLAINTS

	0-30		31-60		61-90		91-120		121-150		151-180	
	Days	% of Total	Days	% of Total	Days	% of Total	Days	% of Total	Days	% of Total	Days	% of Total
(1) Adams	55	47.8	30	26.1	3	2.6	4	3.5	0	0.0	0	0.0
(2) Allegheny	920	14.1	393	6.0	223	3.4	160	2.5	55	0.8	54	0.8
(3) Armstrong	66	35.9	14	7.6	15	8.2	2	1.1	4	2.2	3	1.6
(4) Beaver	116	6.2	35	1.9	70	3.7	39	2.1	11	0.6	57	3.1
(5) Bedford	33	44.0	4	5.3	1	1.3	0	0.0	0	0.0	0	0.0
(6) Berks	152	15.9	239	25.0	31	3.2	47	4.9	182	19.1	10	1.0
(7) Blair	113	20.5	47	8.5	26	4.7	6	1.1	5	0.9	6	1.1
(8) Bradford	39	10.2	32	8.4	14	3.7	16	4.2	8	2.1	1	0.3
(9) Bucks	32	23.4	10	7.3	11	8.0	4	2.9	0	0.0	2	1.5
(10) Butler	148	21.1	39	5.5	22	3.1	29	4.1	22	3.1	11	1.6
(11) Cambria	116	33.1	50	14.3	30	8.6	15	4.3	6	1.7	4	1.1
(12) Cameron	4	33.3	1	8.3	0	0.0	0	0.0	0	0.0	0	0.0
(13) Carbon	19	29.2	5	7.7	4	6.2	5	7.7	0	0.0	0	0.0
(14) Centre	91	29.5	104	33.8	24	7.8	4	1.3	2	0.6	4	1.3
(15) Chester	53	35.6	33	22.1	12	8.1	1	0.7	13	8.7	1	0.7
(16) Clarion	78	19.5	54	13.5	58	14.5	25	6.2	19	4.7	7	1.7
(17) Clearfield	16	20.5	3	3.8	5	6.4	1	1.3	5	6.4	1	1.3
(18) Clinton	17	48.6	0	0.0	0	0.0	0	0.0	0	0.0	3	8.6
(19) Columbia	53	33.8	45	28.7	22	14.0	1	0.6	15	9.6	2	1.3
(20) Crawford	57	25.1	16	7.0	2	0.9	11	4.8	0	0.0	2	0.9
(21) Cumberland	61	2.3	24	0.9	29	1.1	30	1.1	17	0.6	11	0.4
(22) Dauphin	168	2.8	49	0.8	47	0.8	37	0.6	7	0.1	20	0.3
(23) Delaware	287	21.6	303	22.8	75	5.7	25	1.9	7	0.5	5	0.4
(24) Elk	12	52.2	1	4.3	5	21.7	0	0.0	0	0.0	0	0.0
(25) Erie	218	18.2	132	11.0	94	7.8	69	5.7	32	2.7	13	1.1
(26) Fayette	42	13.1	43	13.4	24	7.5	17	5.3	10	3.1	7	3.2
(27) Forest	5	45.5	4	36.4	0	0.0	0	0.0	0	0.0	0	0.0
(28) Franklin	38	6.0	19	3.0	13	2.0	8	1.3	3	0.5	6	0.9
(29) Fulton	5	27.8	0	0.0	0	0.0	2	11.1	0	0.0	0	0.0
(30) Greene	36	13.5	25	9.4	14	5.3	12	4.5	5	1.9	2	0.8
(31) Huntingdon	19	31.7	10	16.7	2	3.3	1	1.7	2	3.3	2	3.3
(32) Indiana	46	3.0	21	1.4	16	1.1	22	1.4	6	0.4	7	0.5
(33) Jefferson	52	24.1	10	4.6	10	4.6	2	0.9	10	4.6	11	5.1

	181-210		211-240		241-270		271-300		301-330		331-360		Over 360	
	Days	% of Total	Days	% of Total	Days	% of Total	Days	% of Total	Days	% of Total	Days	% of Total	Days	% of Total
(1)	0	0.0	1	0.9	0	0.0	0	0.0	1	0.9	4	3.5	17	14.8
(2)	74	1.1	40	0.6	53	0.8	46	0.7	35	0.5	107	1.6	4,356	66.9
(3)	3	1.6	1	0.5	4	2.2	3	1.6	1	0.5	1	0.5	67	36.4
(4)	38	2.0	5	0.3	2	0.1	5	0.3	6	0.3	15	0.8	1,468	78.6
(5)	0	0.0	1	1.3	0	0.0	0	0.0	0	0.0	1	1.3	35	46.7
(6)	14	1.5	18	1.9	8	0.8	21	2.2	10	1.0	10	1.0	213	22.3
(7)	1	0.2	2	0.4	4	0.7	1	0.2	1	0.2	2	0.4	338	61.2
(8)	10	2.6	2	0.5	3	0.8	2	0.5	3	0.8	0	0.0	252	66.0
(9)	2	1.5	3	2.2	3	2.2	0	0.0	0	0.0	0	0.0	70	51.1
(10)	15	2.1	13	1.8	3	0.4	1	0.1	9	1.3	5	0.7	386	54.9
(11)	7	2.0	3	0.9	0	0.0	0	0.0	2	0.6	5	1.4	112	32.0
(12)	0	0.0	1	8.3	0	0.0	1	8.3	0	0.0	0	0.0	5	41.7
(13)	0	0.0	0	0.0	1	1.5	0	0.0	0	0.0	0	0.0	31	47.7
(14)	5	1.6	10	3.2	6	1.9	4	1.3	11	3.6	2	0.6	41	13.3
(15)	1	0.7	2	1.3	0	0.0	1	0.7	2	1.3	1	0.7	29	19.5
(16)	14	3.5	11	2.7	3	0.7	5	1.2	6	1.5	8	2.0	113	28.2
(17)	0	0.0	1	1.3	0	0.0	0	0.0	0	0.0	1	1.3	45	57.7
(18)	0	0.0	6	17.1	0	0.0	0	0.0	0	0.0	0	0.0	9	25.7
(19)	1	6.0	0	0.0	0	0.0	0	0.0	0	0.0	1	0.6	17	10.8
(20)	3	1.3	0	0.0	0	0.0	4	1.8	0	0.0	1	0.4	131	57.7
(21)	10	0.4	14	0.5	94	3.5	73	2.7	35	1.3	9	0.3	2,290	84.9
(22)	33	0.6	65	1.1	94	1.6	32	0.5	76	1.3	37	0.6	5,288	88.8
(23)	16	1.2	3	0.2	8	0.6	22	1.7	27	2.0	6	0.5	543	40.9
(24)	0	0.0	0	0.0	0	0.0	0	0.0	0	0.0	0	0.0	5	21.7
(25)	33	2.7	29	2.4	17	1.4	21	1.7	12	1.0	17	1.4	514	42.8
(26)	12	3.8	2	0.6	1	0.3	0	0.0	0	0.0	3	1.4	159	49.7
(27)	0	0.0	0	0.0	0	0.0	0	0.0	0	0.0	1	9.1	1	9.1
(28)	6	0.9	5	0.8	13	2.0	0	0.0	0	0.0	0	0.0	527	82.6
(29)	0	0.0	0	0.0	0	0.0	0	0.0	0	0.0	0	0.0	11	61.1
(30)	1	0.4	16	6.0	7	2.6	36	13.5	22	8.3	10	3.8	80	30.1
(31)	0	0.0	0	0.0	1	1.7	0	0.0	0	0.0	0	0.0	23	38.3
(32)	11	0.7	7	0.1	4	0.3	11	0.7	6	0.4	2	0.1	1,363	89.6
(33)	11	5.1	6	2.8	3	1.4	6	2.8	4	1.9	3	1.4	88	40.7

DISTRICT JUSTICE - 2003 AGE OF PENDING PRIVATE CRIMINAL COMPLAINTS

	0-30		31-60		61-90		91-120		121-150		151-180	
	Days	% of Total	Days	% of Total	Days	% of Total	Days	% of Total	Days	% of Total	Days	% of Total
(34) Juniata	14	24.6	11	19.3	7	12.3	1	1.8	0	0.0	4	7.0
(35) Lackawanna	211	9.6	71	3.2	73	3.3	32	1.5	51	2.3	16	0.7
(36) Lancaster	52	11.6	21	4.7	11	2.4	7	1.6	5	1.1	8	1.8
(37) Lawrence	29	12.8	34	15.0	15	6.6	4	1.8	2	0.9	1	0.4
(38) Lebanon	23	52.3	3	6.8	1	2.3	2	4.5	0	0.0	0	0.0
(39) Lehigh	85	19.8	71	16.6	26	6.1	10	2.3	2	0.5	10	2.3
(40) Luzerne	269	8.5	244	7.7	146	4.6	102	3.2	76	2.4	41	1.3
(41) Lycoming	50	18.2	55	20.0	9	3.3	6	2.2	6	2.2	1	0.4
(42) McKean	64	23.2	15	5.4	18	6.5	9	3.3	5	1.8	5	1.8
(43) Mercer	65	18.1	55	15.3	35	9.7	22	6.1	7	1.9	8	2.2
(44) Mifflin	45	14.6	25	8.1	13	4.2	9	2.9	3	1.0	3	1.0
(45) Monroe	32	9.5	42	12.5	20	6.0	9	2.7	0	0.0	1	0.3
(46) Montgomery	95	8.7	26	2.4	8	0.7	10	0.9	9	0.8	18	1.6
(47) Montour	9	20.5	6	13.6	5	11.4	3	6.8	0	0.0	0	0.0
(48) Northampton	106	14.3	144	19.4	91	12.3	41	5.5	26	3.5	7	0.9
(49) Northumberland	61	20.1	37	12.2	12	4.0	2	0.7	6	2.0	4	1.3
(50) Perry	13	15.1	7	8.1	3	3.5	0	0.0	1	1.2	3	3.5
(52) Pike	6	26.1	2	8.7	1	4.3	0	0.0	0	0.0	0	0.0
(53) Potter	2	4.7	8	18.6	0	0.0	2	4.7	0	0.0	0	0.0
(54) Schuylkill	9	8.9	14	13.9	6	5.9	3	3.0	2	2.0	1	1.0
(55) Snyder	19	28.8	14	21.2	5	7.6	1	1.5	1	1.5	1	1.5
(56) Somerset	20	16.1	13	10.5	5	4.0	6	4.8	0	0.0	1	0.8
(57) Sullivan	1	10.0	1	10.0	0	0.0	0	0.0	0	0.0	0	0.0
(58) Susquehanna	15	26.8	7	12.5	2	3.6	3	5.4	4	7.1	3	5.4
(59) Tioga	14	26.9	11	21.2	5	9.6	6	11.5	0	0.0	1	1.9
(60) Union	23	14.6	6	3.8	6	3.8	3	1.9	2	1.3	6	3.8
(61) Venango	32	19.9	30	18.6	10	6.2	5	3.1	1	0.6	1	0.6
(62) Warren	35	15.2	18	7.8	6	2.6	4	1.7	1	0.4	1	0.4
(63) Washington	228	27.6	134	16.2	54	6.5	33	4.0	66	8.0	14	1.7
(64) Wayne	75	23.1	8	2.5	21	6.5	6	1.8	2	0.6	6	1.8
(65) Westmoreland	332	23.7	239	17.1	156	11.2	62	4.4	31	2.2	26	1.9
(66) Wyoming	30	61.2	12	24.5	3	6.1	1	2.0	0	0.0	0	0.0
(67) York	471	57.2	107	13.0	47	5.7	26	3.2	9	1.1	6	0.7

	181-210		211-240		241-270		271-300		301-330		331-360		Over 360	
	Days	% of Total	Days	% of Total	Days	% of Total	Days	% of Total	Days	% of Total	Days	% of Total	Days	% of Total
(34)	0	0.0	0	0.0	0	0.0	1	1.8	0	0.0	0	0.0	19	33.3
(35)	20	0.9	19	0.9	17	0.8	17	0.8	21	1.0	49	2.2	1,594	72.8
(36)	9	2.0	6	1.3	59	13.1	7	1.6	1	0.2	2	0.4	262	58.2
(37)	2	0.9	2	0.9	0	0.4	1	0.4	0	0.0	1	0.4	134	59.3
(38)	0	0.0	0	0.0	0	0.0	0	0.0	0	0.0	0	0.0	15	34.1
(39)	9	2.1	0	0.0	1	0.2	1	0.2	1	0.2	5	1.2	208	48.5
(40)	51	1.6	24	0.8	24	0.8	14	0.4	24	0.8	31	1.0	2,136	67.1
(41)	0	0.0	0	0.0	0	0.0	1	0.4	0	0.0	4	1.5	143	52.0
(42)	2	0.7	5	1.8	12	4.3	8	2.9	4	1.4	9	3.3	120	43.5
(43)	6	1.7	8	2.2	10	2.8	5	1.4	5	1.4	17	4.7	116	32.3
(44)	3	1.0	1	0.3	4	1.3	2	0.6	5	1.6	0	0.0	195	63.3
(45)	2	0.6	2	0.6	1	0.3	2	0.6	1	0.3	4	1.2	220	65.5
(46)	17	1.5	94	8.6	31	2.8	61	5.6	47	4.3	6	0.5	675	61.5
(47)	0	0.0	0	0.0	0	0.0	0	0.0	0	0.0	0	0.0	21	47.7
(48)	3	0.4	2	0.3	7	0.9	7	0.9	4	0.5	1	0.1	303	40.8
(49)	15	5.0	7	2.3	5	1.7	4	1.3	8	2.6	4	1.3	138	45.5
(50)	1	1.2	1	1.2	9	10.5	2	2.3	0	0.0	0	0.0	46	53.5
(52)	0	0.0	0	0.0	0	0.0	0	0.0	0	0.0	0	0.0	14	60.9
(53)	0	0.0	1	2.3	3	7.0	6	14.0	0	0.0	1	2.3	20	46.5
(54)	4	4.0	2	2.0	0	0.0	1	1.0	0	0.0	2	2.0	57	56.4
(55)	0	0.0	0	0.0	0	0.0	0	0.0	1	1.5	0	0.0	24	39.3
(56)	6	4.8	1	0.8	1	0.8	4	3.2	2	1.6	2	1.6	63	50.8
(57)	0	0.0	0	0.0	0	0.0	0	0.0	0	0.0	0	0.0	8	80.0
(58)	0	0.0	0	0.0	1	1.8	3	5.4	0	0.0	2	3.6	16	28.6
(59)	0	0.0	0	0.0	1	1.9	0	0.0	0	0.0	0	0.0	14	26.9
(60)	1	0.6	1	0.6	1	0.6	3	1.9	0	0.0	3	1.9	102	65.0
(61)	3	1.9	4	2.5	2	0.0	3	1.9	1	0.6	4	2.5	67	41.6
(62)	2	0.9	6	2.6	0	0.0	1	0.4	0	0.0	1	0.4	156	67.5
(63)	13	1.6	7	0.8	10	1.2	6	0.7	10	1.2	9	1.1	241	29.2
(64)	2	0.6	1	0.3	3	0.9	14	4.3	3	0.9	2	0.6	182	56.0
(65)	21	1.5	39	2.8	32	2.3	39	2.8	29	2.1	26	1.9	367	26.2
(66)	1	2.0	0	0.0	0	0.0	0	0.0	1	2.0	1	2.0	0	0.0
(67)	5	0.6	3	0.4	3	0.4	0	0.0	3	0.4	1	0.1	143	17.4

DISTRICT JUSTICE - 2003 PRIVATE CRIMINAL COMPLAINT ARREST WARRANTS

	Issued	Served	Cancelled	Pending: Pre-Disposition			Pending: Post-Disposition		
				0-30 Days	31-60 Days	Over 60 Days	0-30 Days	31-60 Days	Over 60 Days
Adams	1,055	514	469	37	26	879	29	11	387
Allegheny	5,291	2,166	1,275	160	137	8,887	126	72	9,456
Armstrong	468	318	93	11	5	161	11	12	102
Beaver	735	439	180	15	12	996	7	16	629
Bedford	465	223	226	8	8	251	12	4	130
Berks	2,068	2,014	201	24	22	2,193	15	38	2,727
Blair	1,441	762	389	49	62	2,017	48	38	822
Bradford	1,096	601	342	36	6	213	49	16	138
Bucks	495	352	200	27	14	1,134	13	8	450
Butler	599	436	89	29	5	373	23	5	217
Cambria	1,131	656	333	22	16	893	34	14	613
Cameron	32	23	16	0	0	36	2	0	11
Carbon	206	102	34	2	3	85	9	2	80
Centre	1,153	323	741	15	8	1,009	14	11	440
Chester	1,049	685	451	40	22	1,245	27	25	407
Clarion	479	234	170	22	22	299	3	10	127
Clearfield	577	431	137	10	4	591	23	16	336
Clinton	159	78	49	3	0	37	5	0	20
Columbia	516	182	274	11	15	486	4	5	277
Crawford	873	753	112	27	13	371	10	12	245
Cumberland	1,288	327	1,057	28	12	1,415	7	17	441
Dauphin	2,361	1,471	3,635	78	52	24,420	83	18	4,546
Delaware	706	287	170	14	20	3,203	12	14	1,614
Elk	340	174	123	2	4	101	6	2	60
Erie	2,267	1,453	585	64	23	2,413	47	12	1,769
Fayette	1,409	889	465	37	45	1,223	40	46	779
Forest	25	11	13	2	0	19	2	1	3
Franklin	972	605	270	37	27	867	18	20	267
Fulton	50	35	8	0	0	31	2	1	20
Greene	335	119	166	13	10	258	6	0	90
Huntingdon	278	195	95	4	1	61	4	8	27
Indiana	966	571	266	50	19	453	22	0	169
Jefferson	172	135	69	7	5	107	1	0	24

DISTRICT JUSTICE - 2003 PRIVATE CRIMINAL COMPLAINT ARREST WARRANTS

	Issued	Served	Cancelled	Pending: Pre-Disposition			Pending: Post-Disposition		
				0-30 Days	31-60 Days	Over 60 Days	0-30 Days	31-60 Days	Over 60 Days
Juniata	64	41	35	0	2	5	0	0	2
Lackawanna	1,044	619	426	49	7	1,565	23	6	1,023
Lancaster	4,623	1,381	2,015	23	42	3,735	117	87	1,820
Lawrence	232	98	131	8	4	325	3	2	132
Lebanon	30	19	8	2	0	28	0	0	7
Lehigh	2,902	1,916	886	212	41	4,401	41	27	1,441
Luzerne	2,388	859	598	38	104	3,602	39	131	3,913
Lycoming	717	152	508	43	16	720	16	15	381
McKean	835	418	468	29	20	228	42	19	249
Mercer	845	502	323	22	15	252	15	6	163
Mifflin	339	238	87	6	8	196	11	4	157
Monroe	1,523	464	720	42	40	1,679	22	10	706
Montgomery	769	143	410	12	14	2,620	25	3	1,497
Montour	90	20	73	0	2	93	1	3	51
Northampton	2,733	1,408	801	200	111	2,897	33	23	1,772
Northumberland	674	395	176	30	8	293	21	7	143
Perry	862	516	281	39	17	545	13	3	104
Pike	117	31	56	1	3	87	4	4	76
Potter	27	15	18	0	1	11	0	0	7
Schuylkill	183	119	42	9	1	266	3	3	127
Snyder	409	256	91	4	10	207	16	12	123
Somerset	305	130	146	21	10	132	13	3	53
Sullivan	16	7	8	1	1	4	0	2	2
Susquehanna	150	59	51	3	6	85	6	2	48
Tioga	216	105	139	5	1	133	5	3	127
Union	162	108	74	4	1	75	3	2	29
Venango	1,003	615	372	36	36	602	33	23	569
Warren	235	106	102	14	4	113	4	2	86
Washington	3,452	1,677	1,090	75	52	1,774	109	84	2,313
Wayne	984	445	207	26	38	719	7	10	473
Westmoreland	3,180	2,135	759	81	100	2,829	68	49	1,882
Wyoming	225	90	69	6	5	254	9	1	76
York	3,932	1,640	2,349	208	109	3,509	97	83	1,632

DISTRICT JUSTICE - 2003 TRAFFIC FILINGS & DISPOSITIONS

	New Cases Filed	Cases Disposed	Disposed By:	
			Trial Guilty	Trial Not Guilty
(1) Adams	9,520	9,663	526	84
(2) Allegheny	115,611	115,904	19,367	9,462
(3) Armstrong	5,287	5,139	909	251
(4) Beaver	21,511	22,618	3,660	2,616
(5) Bedford	12,493	12,548	1,206	75
(6) Berks	66,959	61,543	5,502	4,189
(7) Blair	10,965	10,851	472	173
(8) Bradford	6,103	6,174	369	104
(9) Bucks	85,227	90,146	11,829	3,984
(10) Butler	18,060	17,842	2,774	658
(11) Cambria	14,296	14,167	1,584	418
(12) Cameron	1,513	1,554	73	18
(13) Carbon	13,639	13,532	1,198	230
(14) Centre	28,440	27,846	1,566	368
(15) Chester	87,956	91,289	5,327	2,560
(16) Clarion	11,692	11,897	555	95
(17) Clearfield	11,367	11,220	564	76
(18) Clinton	8,083	8,137	343	104
(19) Columbia	10,823	10,611	705	146
(20) Crawford	6,781	6,800	614	150
(21) Cumberland	36,896	38,271	2,475	155
(22) Dauphin	64,837	61,033	2,989	1,169
(23) Delaware	95,938	101,668	10,738	6,672
(24) Elk	3,748	3,703	233	179
(25) Erie *	44,124	38,629	2,647	548
(26) Fayette	12,329	12,358	1,462	968
(27) Forest	1,031	1,022	147	5
(28) Franklin	9,754	9,564	506	62
(29) Fulton	6,468	6,472	602	36
(30) Greene	4,467	4,306	394	128
(31) Huntingdon	3,457	3,399	165	61
(32) Indiana	6,742	6,544	894	187
(33) Jefferson	9,905	9,864	421	88

* Includes Erie Traffic Court.

	Guilty Plea	Dismissal	Prosecution Withdrawn	Other	Cases Pending
(1)	8,302	72	671	8	358
(2)	68,751	15,506	2,671	147	51,990
(3)	3,529	298	144	8	635
(4)	14,412	1,091	780	59	9,242
(5)	10,778	21	463	5	1,188
(6)	48,116	2,231	1,138	367	10,497
(7)	9,562	204	432	8	1,481
(8)	5,245	350	103	3	513
(9)	60,234	9,774	4,286	39	9,115
(10)	13,791	112	500	7	2,804
(11)	11,320	323	510	12	831
(12)	1,410	23	29	1	53
(13)	11,368	391	340	5	1,062
(14)	24,672	488	743	9	3,595
(15)	72,966	7,065	3,328	43	7,453
(16)	10,075	248	919	5	1,606
(17)	10,174	321	82	3	482
(18)	7,163	210	311	6	453
(19)	8,791	91	877	1	1,518
(20)	5,601	58	362	15	459
(21)	32,806	2,109	709	17	5,068
(22)	49,531	4,220	3,073	51	11,651
(23)	53,665	24,836	5,621	136	28,799
(24)	3,120	31	139	1	206
(25)	33,349	810	1,255	20	35,656
(26)	8,794	652	473	9	1,261
(27)	815	31	24	0	45
(28)	8,420	259	301	16	2,859
(29)	5,802	11	20	1	2,465
(30)	3,479	124	176	5	705
(31)	3,076	41	52	4	329
(32)	5,291	66	91	15	2,844
(33)	8,967	241	145	2	722

DISTRICT JUSTICE - 2003 TRAFFIC FILINGS & DISPOSITIONS

	New Cases Filed	Cases Disposed	<i>Disposed By:</i>	
			Trial Guilty	Trial Not Guilty
(34) Juniata	1,967	2,073	96	10
(35) Lackawanna	27,469	24,259	2,174	1,320
(36) Lancaster	65,948	67,693	3,402	701
(37) Lawrence	7,320	7,083	828	263
(38) Lebanon	16,900	15,817	847	111
(39) Lehigh	63,877	65,585	4,769	2,526
(40) Luzerne	35,069	34,925	5,016	4,586
(41) Lycoming	12,162	12,355	890	217
(42) McKean	4,866	4,815	242	62
(43) Mercer	9,592	9,866	731	184
(44) Mifflin	3,074	3,071	184	10
(45) Monroe	25,648	24,813	1,486	634
(46) Montgomery	129,780	135,163	13,936	5,439
(47) Montour	1,654	1,677	71	20
(48) Northampton	48,669	45,648	2,864	1,612
(49) Northumberland	8,877	8,703	439	112
(50) Perry	3,161	3,256	185	46
(52) Pike	6,577	6,573	491	141
(53) Potter	2,215	2,228	75	25
(54) Schuylkill	16,213	16,273	1,169	352
(55) Snyder	7,943	7,970	549	72
(56) Somerset	14,422	14,583	2,011	303
(57) Sullivan	1,739	1,700	100	8
(58) Susquehanna	3,331	3,429	276	93
(59) Tioga	5,189	5,255	226	46
(60) Union	5,979	5,945	287	31
(61) Venango	5,923	5,722	381	118
(62) Warren	2,802	2,758	186	30
(63) Washington	28,328	28,408	4,576	2,402
(64) Wayne	4,804	4,905	258	43
(65) Westmoreland	49,215	48,934	6,993	1,791
(66) Wyoming	5,024	5,057	559	93
(67) York	53,572	52,818	3,123	678

	Guilty Plea	Dismissal	Prosecution Withdrawn	Other	Cases Pending
(34)	1,840	52	75	0	136
(35)	16,555	3,243	939	28	20,535
(36)	53,351	6,520	3,604	115	7,550
(37)	5,253	405	327	7	1,367
(38)	13,614	505	669	71	4,833
(39)	47,045	8,953	2,149	143	13,614
(40)	23,023	1,297	927	76	7,339
(41)	10,751	51	435	11	931
(42)	4,159	199	149	4	690
(43)	8,123	137	687	4	1,144
(44)	2,771	58	36	12	440
(45)	20,747	1,006	931	9	3,244
(46)	83,102	21,247	11,357	82	36,509
(47)	1,421	37	126	2	112
(48)	36,252	2,059	2,833	28	5,732
(49)	7,596	222	323	11	712
(50)	2,803	139	83	0	132
(52)	5,515	98	326	2	377
(53)	1,860	211	56	1	175
(54)	13,406	657	656	33	1,463
(55)	7,118	109	122	0	615
(56)	12,013	89	156	11	1,849
(56)	1,544	32	16	0	66
(58)	2,769	76	215	0	193
(59)	4,554	139	290	0	284
(60)	5,331	143	148	5	819
(61)	4,863	108	250	2	511
(62)	2,435	56	51	0	323
(63)	17,534	2,258	1,593	45	3,131
(64)	4,368	67	163	6	310
(65)	36,514	1,927	1,677	32	3,644
(66)	4,199	52	116	38	168
(67)	45,008	3,038	943	28	4,863

DISTRICT JUSTICE - 2003 AGE OF PENDING TRAFFIC CASES

	0-30		31-60		61-90		91-120		121-150		151-180	
	Days	% of Total	Days	% of Total	Days	% of Total	Days	% of Total	Days	% of Total	Days	% of Total
(1) Adams	260	72.6	46	12.8	11	3.1	1	0.3	0	0.0	1	0.3
(2) Allegheny	5,897	11.3	3,432	6.6	2,708	5.2	1,839	3.5	1,038	2.0	914	1.8
(3) Armstrong	259	40.8	147	23.1	52	8.2	24	3.8	7	1.1	4	0.6
(4) Beaver	833	9.0	505	5.5	416	4.5	276	3.0	169	1.8	167	1.8
(5) Bedford	401	33.8	136	11.4	65	5.5	75	6.3	41	3.5	25	2.1
(6) Berks	4,553	43.4	920	8.8	2,189	20.9	576	5.5	473	4.5	433	4.1
(7) Blair	370	25.0	91	6.1	51	3.4	42	2.8	13	0.9	23	1.6
(8) Bradford	195	38.0	85	16.6	52	10.1	16	3.1	30	5.8	1	0.2
(9) Bucks	3,800	41.7	2,219	24.3	1,339	14.7	395	4.3	194	2.1	80	0.9
(10) Butler	782	27.9	460	16.4	189	6.7	158	5.6	38	1.4	47	1.7
(11) Cambria	402	48.4	159	19.1	91	11.0	31	3.7	14	1.7	6	0.7
(12) Cameron	16	30.2	7	13.2	8	15.1	3	5.7	1	1.9	5	9.4
(13) Carbon	538	50.7	258	24.3	84	7.9	47	4.4	7	0.7	13	1.2
(14) Centre	1,223	34.0	218	6.1	48	1.3	23	0.6	23	0.6	10	0.3
(15) Chester	3,601	48.3	1,491	20.0	552	7.4	263	3.5	183	2.5	93	1.2
(16) Clarion	540	33.6	212	13.2	162	10.1	79	4.9	42	2.6	66	4.1
(17) Clearfield	294	61.0	104	21.6	30	6.2	3	0.6	0	0.0	0	0.0
(18) Clinton	332	73.3	54	11.9	43	9.5	1	0.2	4	0.9	0	0.0
(19) Columbia	472	31.1	234	15.4	94	6.2	65	4.3	51	3.4	54	3.6
(20) Crawford	319	69.5	31	6.8	8	1.7	9	2.0	2	0.4	2	0.4
(21) Cumberland	1,583	31.2	490	9.7	293	5.8	131	2.6	92	1.8	43	0.8
(22) Dauphin	3,496	30.0	1,369	11.8	622	5.3	402	3.5	226	1.9	222	1.9
(23) Delaware	5,310	18.4	4,302	14.9	3,265	11.3	2,069	7.2	1,343	4.7	1,120	3.9
(24) Elk	120	58.3	43	20.9	25	12.1	7	3.4	0	0.0	0	0.0
(25) Erie	2,855	8.0	1,499	4.2	1,801	5.1	886	2.5	543	1.5	517	1.4
(26) Fayette	449	35.6	275	21.8	113	9.0	46	3.6	34	2.7	15	1.2
(27) Forest	29	64.4	3	6.7	2	4.4	6	13.3	3	6.7	0	0.0
(28) Franklin	366	12.8	132	4.6	70	2.4	58	2.0	72	2.5	48	1.7
(29) Fulton	148	6.0	55	2.2	45	1.8	68	2.8	33	1.3	30	1.2
(30) Greene	136	19.3	52	7.4	83	11.8	24	3.4	22	3.1	22	3.1
(31) Huntingdon	124	37.7	38	11.6	12	3.6	3	0.9	7	2.1	1	0.3
(32) Indiana	360	12.7	124	4.4	36	1.3	22	0.8	13	0.5	9	0.3
(33) Jefferson	247	34.2	96	13.3	42	5.8	21	2.9	12	1.7	10	1.4

	181-210		211-240		241-270		271-300		301-330		331-360		Over 360	
	Days	% of Total	Days	% of Total	Days	% of Total	Days	% of Total	Days	% of Total	Days	% of Total	Days	% of Total
(1)	0	0.0	1	0.3	0	0.0	1	0.3	2	0.6	2	0.6	33	9.2
(2)	918	1.8	690	1.3	597	1.1	589	1.1	508	1.0	414	0.8	32,446	62.4
(3)	3	0.5	0	0.0	0	0.0	2	0.3	0	0.0	7	1.1	130	20.5
(4)	189	2.0	114	1.2	98	1.1	129	1.4	74	0.8	131	1.4	6,141	66.4
(5)	22	1.9	15	1.3	12	1.0	21	1.8	27	2.3	16	1.3	332	27.9
(6)	239	2.3	248	2.4	97	0.9	143	1.4	108	1.0	64	0.6	454	4.3
(7)	21	1.4	11	0.7	14	0.9	12	0.8	2	0.1	6	0.4	825	55.7
(8)	9	1.8	12	2.3	5	1.0	2	0.4	1	0.2	4	0.8	101	19.7
(9)	86	0.9	56	0.6	23	0.3	20	0.2	18	0.2	24	0.3	861	9.4
(10)	46	1.6	40	1.4	23	0.8	20	0.7	10	0.4	22	0.8	969	34.6
(11)	2	0.2	7	0.8	2	0.2	3	0.4	3	0.4	3	0.4	108	13.0
(12)	6	11.3	1	1.9	0	0.0	0	0.0	0	0.0	0	0.0	6	11.3
(13)	13	1.2	7	0.7	2	0.2	4	0.4	2	0.2	4	0.4	83	7.8
(14)	8	0.2	15	0.4	9	0.3	26	0.7	10	0.3	21	0.6	1,961	54.5
(15)	120	1.6	155	2.1	71	1.0	287	3.9	33	0.4	41	0.6	563	7.6
(16)	39	2.4	47	2.9	47	2.9	41	2.6	32	2.0	26	1.6	273	17.0
(17)	0	0.0	0	0.0	2	0.4	0	0.0	0	0.0	3	0.6	46	9.5
(18)	0	0.0	0	0.0	0	0.0	0	0.0	0	0.0	1	0.2	18	4.0
(19)	38	2.5	39	2.6	45	3.0	28	1.8	11	0.7	2	0.1	385	25.4
(20)	3	0.7	0	0.0	0	0.0	0	0.0	0	0.0	0	0.0	85	18.5
(21)	34	0.7	48	0.9	36	0.7	28	0.6	33	0.7	23	0.5	2,234	44.1
(22)	188	1.6	187	1.6	258	2.2	145	1.2	88	0.8	193	1.7	4,255	36.5
(23)	874	3.0	611	2.1	381	1.3	452	1.6	293	1.0	333	1.2	8,446	29.3
(24)	0	0.0	0	0.0	0	0.0	0	0.0	0	0.0	1	0.5	10	4.9
(25)	642	1.8	761	2.1	602	1.7	382	1.1	529	1.5	715	2.0	23,924	67.1
(26)	19	1.5	34	2.7	14	1.1	14	1.1	18	1.4	8	0.6	222	17.6
(27)	0	0.0	0	0.0	0	0.0	0	0.0	0	0.0	0	0.0	2	4.4
(28)	61	2.1	36	1.3	35	1.2	17	0.6	53	1.9	34	1.2	1,877	65.7
(29)	33	1.3	24	1.0	24	1.0	51	2.1	35	1.4	27	1.1	1,892	76.8
(30)	24	3.4	13	1.8	8	1.1	18	2.6	7	1.0	6	0.9	290	41.1
(31)	0	0.0	2	0.6	1	0.3	3	0.9	1	0.3	14	4.3	123	37.4
(32)	1	0.0	12	0.4	10	0.4	5	0.2	16	0.6	4	0.1	2,232	78.5
(33)	11	1.5	7	1.0	9	1.2	6	0.8	8	1.1	8	1.1	245	33.9

DISTRICT JUSTICE - 2003 AGE OF PENDING TRAFFIC CASES

	0-30		31-60		61-90		91-120		121-150		151-180	
	Days	% of Total	Days	% of Total	Days	% of Total	Days	% of Total	Days	% of Total	Days	% of Total
(34) Juniata	41	30.1	16	11.8	12	8.8	8	5.9	3	2.2	3	2.2
(35) Lackawanna	1,401	6.8	1,020	5.0	387	1.9	1,320	6.4	511	2.5	528	2.6
(36) Lancaster	2,272	30.1	1,133	15.0	1,359	18.0	294	3.9	125	1.7	60	0.8
(37) Lawrence	287	21.0	180	13.2	88	6.4	56	4.1	30	2.2	52	3.8
(38) Lebanon	805	16.7	379	7.8	392	8.1	317	6.6	258	5.3	224	4.6
(39) Lehigh	4,108	30.2	1,907	14.0	1,992	14.6	1,477	10.8	891	6.5	673	4.9
(40) Luzerne	1,593	21.7	875	11.9	545	7.4	367	5.0	251	3.4	195	2.7
(41) Lycoming	435	46.7	144	15.5	50	5.4	41	4.4	20	2.1	12	1.3
(42) McKean	128	18.6	99	14.3	66	9.6	48	7.0	17	2.5	18	2.6
(43) Mercer	428	37.4	153	13.4	94	8.2	64	5.6	18	1.6	23	2.0
(44) Mifflin	88	20.0	37	8.4	48	10.9	19	4.3	19	4.3	17	3.9
(45) Monroe	988	30.5	592	18.2	262	8.1	139	4.3	124	3.8	110	3.4
(46) Montgomery	7,191	19.7	4,070	11.1	2,475	6.8	1,502	4.1	627	1.7	640	1.8
(47) Montour	57	50.9	24	21.4	9	8.0	3	2.7	1	0.9	0	0.0
(48) Northampton	2,434	42.5	1,096	19.1	516	9.0	256	4.5	146	2.5	99	1.7
(49) Northumberland	282	39.6	56	7.9	36	5.1	26	3.7	22	3.1	18	2.5
(50) Perry	76	57.6	20	15.2	3	2.3	1	0.8	0	0.0	0	0.0
(52) Pike	201	53.3	73	19.4	28	7.4	10	2.7	4	1.1	3	0.8
(53) Potter	72	41.1	30	17.1	16	9.1	9	5.1	2	1.1	0	0.0
(54) Schuylkill	609	41.6	202	13.8	80	5.5	52	3.6	22	1.5	19	1.3
(55) Snyder	338	55.0	67	10.9	39	6.3	10	1.6	6	1.0	8	1.3
(56) Somerset	489	26.4	237	12.8	177	9.6	109	5.9	73	3.9	45	2.4
(57) Sullivan	44	66.7	10	15.2	3	4.5	0	0.0	1	1.5	0	0.0
(58) Susquehanna	122	63.2	40	20.7	10	5.2	9	4.7	1	0.5	2	1.0
(59) Tioga	160	56.3	33	11.6	15	5.3	35	12.3	12	4.2	1	0.4
(60) Union	188	23.0	34	4.2	33	4.0	10	1.2	8	1.0	13	1.6
(61) Venango	241	47.2	83	16.2	25	4.9	13	2.5	10	2.0	3	0.6
(62) Warren	97	30.0	15	4.6	11	3.4	11	3.4	5	1.5	5	1.5
(63) Washington	863	27.6	563	18.0	315	10.1	77	2.5	87	2.8	81	2.6
(64) Wayne	119	38.4	58	18.7	15	4.8	15	4.8	11	3.5	6	1.9
(65) Westmoreland	1,653	45.4	818	22.4	361	9.9	116	3.2	35	1.0	26	0.7
(66) Wyoming	105	62.5	23	13.7	16	9.5	5	3.0	2	1.2	14	8.3
(67) York	2,659	54.7	820	16.9	325	6.7	179	3.7	88	1.8	53	1.1

	181-210		211-240		241-270		271-300		301-330		331-360		Over 360	
	Days	% of Total	Days	% of Total	Days	% of Total	Days	% of Total	Days	% of Total	Days	% of Total	Days	% of Total
(34)	3	2.2	0	0.0	0	0.0	2	1.5	0	0.0	3	2.2	45	33.1
(35)	769	3.7	352	1.7	307	1.5	372	1.8	371	1.8	197	1.0	13,000	63.3
(36)	78	1.0	86	1.1	74	1.0	30	0.4	26	0.3	44	0.6	1,969	26.1
(37)	21	1.5	16	1.2	26	1.9	7	0.5	13	1.0	8	0.6	583	42.6
(38)	255	5.3	159	3.3	104	2.2	85	1.8	62	1.3	53	1.1	1,740	36.0
(39)	465	3.4	283	2.1	182	1.3	214	1.6	193	1.4	121	0.9	1,108	8.1
(40)	105	1.4	120	1.6	72	1.0	96	1.3	77	1.0	53	0.7	2,990	40.7
(41)	12	1.3	8	0.9	4	0.4	2	0.2	3	0.3	9	1.0	191	20.5
(42)	10	1.4	12	1.7	15	2.2	9	1.3	12	1.7	6	0.9	25	36.2
(43)	11	1.0	29	2.5	16	1.4	3	0.3	9	0.8	18	1.6	278	24.3
(44)	16	3.6	5	1.1	13	3.0	3	0.7	12	2.7	2	0.5	161	36.6
(45)	66	2.0	53	1.6	27	0.8	20	0.6	18	0.6	28	0.9	817	25.2
(46)	572	1.6	350	1.0	173	0.5	298	0.8	309	0.8	387	1.1	17,915	49.1
(47)	0	0.0	0	0.0	0	0.0	4	3.6	0	0.0	0	0.0	14	12.5
(48)	63	1.1	25	0.4	19	0.3	41	0.7	23	0.4	88	1.5	926	16.2
(49)	16	2.2	15	2.1	7	1.0	3	0.4	7	1.0	17	2.4	207	29.1
(50)	0	0.0	0	0.0	0	0.0	0	0.0	1	0.8	0	0.0	31	23.5
(52)	1	0.3	0	0.0	0	0.0	1	0.3	0	0.0	1	0.3	55	14.6
(53)	6	3.4	4	2.3	9	5.1	1	0.6	1	0.6	5	2.9	20	11.4
(54)	12	0.8	14	1.0	10	0.7	9	0.6	8	0.5	3	0.2	423	28.9
(55)	4	0.7	8	1.3	20	3.3	3	0.5	11	1.8	7	1.1	94	15.3
(56)	34	1.8	18	1.0	7	0.4	6	0.3	3	0.2	11	0.6	640	34.6
(57)	0	0.0	0	0.0	0	0.0	0	0.0	0	0.0	3	4.5	5	7.6
(58)	0	0.0	0	0.0	0	0.0	1	0.5	0	0.0	1	0.5	7	3.6
(59)	2	0.7	0	0.0	0	0.0	0	0.0	0	0.0	0	0.0	26	9.2
(60)	10	1.2	3	0.4	9	1.1	4	0.5	2	0.2	4	0.5	501	61.2
(61)	4	0.8	1	0.2	3	0.6	1	0.2	1	0.2	3	0.6	123	24.1
(62)	0	0.0	3	0.9	2	0.6	1	0.3	1	0.3	1	0.3	171	52.9
(63)	87	2.8	133	4.2	34	1.1	22	0.7	15	0.5	45	1.4	809	25.8
(64)	3	1.0	2	0.6	2	0.6	3	1.0	2	0.6	4	1.3	70	22.6
(65)	17	0.5	25	0.7	11	0.3	9	0.2	1	0.0	15	0.4	557	15.3
(66)	0	0.0	0	0.0	0	0.0	0	0.0	0	0.0	0	0.0	3	1.8
(67)	27	0.6	25	0.5	18	0.4	16	0.3	7	0.1	30	0.6	616	12.7

DISTRICT JUSTICE - 2003 TRAFFIC ARREST WARRANTS

	Issued	Served	Cancelled	Pending: Pre-Disposition			Pending: Post-Disposition		
				0-30 Days	31-60 Days	Over 60 Days	0-30 Days	31-60 Days	Over 60 Days
Adams	3,721	617	3,082	80	55	1,774	70	37	1,081
Allegheny	30,452	13,114	12,274	868	837	41,926	433	372	21,911
Armstrong	1,330	660	601	38	13	401	24	26	184
Beaver	4,268	2,052	1,698	116	78	3,331	103	95	2,029
Bedford	1,791	189	1,487	124	49	715	22	15	677
Berks	27,952	21,609	2,778	1,090	1,965	19,701	495	292	14,992
Blair	2,685	1,352	1,389	94	41	934	57	46	1,188
Bradford	1,774	685	938	47	10	221	38	19	191
Bucks	27,560	19,037	10,807	885	638	17,041	750	433	19,108
Butler	2,503	1,495	825	64	52	2,796	68	41	1,119
Cambria	2,319	1,056	1,177	46	29	650	58	18	693
Cameron	115	17	74	1	1	30	11	11	26
Carbon	2,722	1,342	1,154	88	52	866	43	29	1,141
Centre	10,310	1,492	7,712	384	116	5,287	117	103	1,868
Chester	24,010	17,741	10,336	1,077	648	15,881	438	228	6,214
Clarion	1,210	84	1,451	7	10	1,551	8	11	518
Clearfield	2,025	935	996	90	78	2,633	37	8	935
Clinton	1,956	313	1,708	90	41	922	14	12	76
Columbia	1,841	275	1,564	41	32	663	34	26	961
Crawford	1,701	1,051	709	78	14	453	24	15	724
Cumberland	9,817	1,510	7,102	536	252	5,332	245	192	1,582
Dauphin	34,789	11,097	19,543	1,358	919	41,031	477	295	8,669
Delaware	47,602	18,679	30,252	2,073	1,405	118,651	537	587	35,913
Elk	680	74	557	11	7	114	14	13	112
Erie *	8,953	5,581	2,113	225	328	15,248	489	230	8,059
Fayette	4,947	3,209	1,464	128	107	1,494	192	95	2,312
Forest	158	3	141	6	1	29	11	1	32
Franklin	2,092	944	942	46	52	1,733	37	31	457
Fulton	424	116	270	25	9	225	11	3	125
Greene	982	307	487	54	26	351	22	10	703
Huntingdon	689	307	326	33	27	180	7	7	61
Indiana	1,040	580	430	63	12	312	21	12	277
Jefferson	940	179	471	51	53	1,245	19	2	250

* Includes Erie Traffic Court.

DISTRICT JUSTICE - 2003 TRAFFIC ARREST WARRANTS

	Issued	Served	Cancelled	Pending: Pre-Disposition			Pending: Post-Disposition		
				0-30 Days	31-60 Days	Over 60 Days	0-30 Days	31-60 Days	Over 60 Days
Juniata	215	77	200	7	5	35	0	2	22
Lackawanna	6,561	2,173	2,131	218	158	5,548	106	44	3,538
Lancaster	29,445	10,029	19,177	1,565	787	16,664	1,027	511	12,850
Lawrence	1,612	369	1,264	37	30	432	47	26	1,127
Lebanon	3,661	1,751	1,706	120	119	705	79	50	399
Lehigh	32,751	17,725	13,662	2,238	908	24,270	716	458	12,204
Luzerne	9,222	3,022	4,723	196	416	11,291	128	290	9,074
Lycoming	3,280	610	2,479	100	28	2,363	144	44	2,214
McKean	1,114	484	638	14	60	227	15	41	391
Mercer	2,192	1,121	1,229	54	30	648	55	80	496
Mifflin	442	346	117	16	8	322	13	7	114
Monroe	7,933	3,267	3,942	275	139	4,531	51	50	2,382
Montgomery	59,848	12,554	47,586	2,518	1,591	75,713	1,044	426	34,233
Montour	372	26	413	3	1	305	7	0	316
Northampton	18,445	9,283	5,646	757	404	18,499	310	143	8,747
Northumberland	2,390	1,449	736	61	41	978	62	22	526
Perry	412	102	390	21	19	236	21	1	109
Pike	1,487	204	1,074	74	35	617	36	18	607
Potter	176	42	111	6	3	42	2	8	38
Schuylkill	4,481	2,460	1,838	201	118	2,096	125	73	1,229
Snyder	1,177	418	766	24	23	290	13	5	169
Somerset	2,601	945	670	103	109	2,194	34	63	885
Sullivan	95	26	68	13	0	17	1	0	39
Susquehanna	585	28	654	21	14	346	1	3	350
Tioga	588	153	515	16	16	215	15	1	242
Union	994	162	855	34	19	331	6	7	93
Venango	1,757	666	1,020	87	24	753	66	35	657
Warren	524	195	317	8	1	99	16	11	120
Washington	11,902	4,962	6,491	371	281	6,959	261	179	6,920
Wayne	1,029	464	556	15	38	408	17	52	643
Westmoreland	11,550	6,802	3,595	367	409	10,377	227	194	6,058
Wyoming	1,187	323	728	36	9	280	24	15	306
York	26,156	9,742	15,879	1,124	423	5,005	814	506	5,740

DISTRICT JUSTICE - 2003 Non-Traffic Filings & Dispositions

	New Cases Filed	Cases Disposed	Disposed By:	
			Trial Guilty	Trial Not Guilty
(1) Adams	2,501	2,510	292	112
(2) Allegheny	39,140	36,525	9,034	2,790
(3) Armstrong	3,405	3,191	485	231
(4) Beaver	5,669	5,624	1,017	942
(5) Bedford	1,235	1,289	191	91
(6) Berks	21,414	18,907	2,318	1,580
(7) Blair	3,782	3,518	360	237
(8) Bradford	1,678	1,836	201	98
(9) Bucks	14,204	14,322	2,506	618
(10) Butler	6,274	5,964	708	287
(11) Cambria	4,921	4,875	563	358
(12) Cameron	276	270	36	14
(13) Carbon	3,342	3,443	411	286
(14) Centre	6,214	6,340	683	261
(15) Chester	17,013	18,180	2,546	1,401
(16) Clarion	1,859	1,856	195	84
(17) Clearfield	2,580	2,586	188	103
(18) Clinton	1,868	1,759	125	106
(19) Columbia	3,659	3,538	294	112
(20) Crawford	2,553	2,628	293	115
(21) Cumberland	7,211	7,183	882	92
(22) Dauphin	12,005	11,293	1,384	966
(23) Delaware	25,462	22,457	4,054	2,320
(24) Elk	838	841	65	100
(25) Erie	10,829	10,527	1,607	348
(26) Fayette	6,739	6,357	918	466
(27) Forest	464	453	46	10
(28) Franklin	4,797	4,403	473	292
(29) Fulton	513	512	146	22
(30) Greene	1,198	1,076	203	62
(31) Huntingdon	1,489	1,546	136	113
(32) Indiana	3,370	3,212	477	284
(33) Jefferson	1,384	1,447	158	143

	Guilty Plea	ARD	Dismissal	Prosecution Withdrawn	Other	Cases Pending
(1)	1,843	0	57	123	83	185
(2)	12,853	457	9,277	2,003	111	17,135
(3)	1,848	16	480	119	12	899
(4)	2,679	2	576	378	30	2,676
(5)	871	0	69	66	1	135
(6)	9,761	343	1,886	2,977	42	6,736
(7)	2,174	0	310	424	13	2,586
(8)	1,151	0	303	80	3	348
(9)	7,336	199	2,666	967	30	2,888
(10)	4,097	11	611	229	21	2,167
(11)	3,200	0	477	265	12	578
(12)	185	0	20	14	1	49
(13)	1,825	92	622	207	0	492
(14)	3,783	4	1,303	304	2	877
(15)	10,308	75	1,797	1,970	83	3,649
(16)	1,364	18	58	131	6	357
(17)	1,823	36	205	190	41	381
(18)	1,229	10	64	220	5	290
(19)	2,369	0	132	628	3	473
(20)	1,884	0	115	205	16	309
(21)	4,790	233	770	388	28	2,361
(22)	6,885	76	1,467	437	78	5,037
(23)	9,423	539	3,999	2,053	69	15,210
(24)	589	0	37	48	2	86
(25)	5,835	447	1,429	720	141	2,559
(26)	3,063	0	1,097	780	33	1,551
(27)	348	16	7	26	0	22
(28)	2,772	99	467	270	30	4,808
(29)	305	0	26	13	0	83
(30)	549	8	166	61	27	413
(31)	1,139	10	81	61	6	180
(32)	2,055	24	148	171	53	1,256
(33)	985	0	67	94	0	190

DISTRICT JUSTICE - 2003 Non-Traffic Filings & Dispositions

	New Cases Filed	Cases Disposed	Disposed By:	
			Trial Guilty	Trial Not Guilty
(34) Juniata	448	449	42	7
(35) Lackawanna	6,934	6,240	843	261
(36) Lancaster	17,412	18,086	1,558	875
(37) Lawrence	2,574	2,398	286	149
(38) Lebanon	5,266	4,483	320	64
(39) Lehigh	11,675	10,780	1,780	704
(40) Luzerne	12,655	12,308	1,665	1,706
(41) Lycoming	5,399	5,529	560	306
(42) McKean	2,389	2,335	175	92
(43) Mercer	3,663	3,677	346	94
(44) Mifflin	1,609	1,578	170	33
(45) Monroe	5,539	5,058	492	281
(46) Montgomery	25,117	23,254	3,609	1,424
(47) Montour	328	348	25	18
(48) Northampton	7,399	7,241	957	481
(49) Northumberland	3,261	3,057	255	82
(50) Perry	942	962	87	45
(52) Pike	1,871	1,762	198	66
(53) Potter	681	721	42	25
(54) Schuylkill	7,123	7,210	1,173	553
(55) Snyder	953	902	80	40
(56) Somerset	2,562	2,641	394	239
(57) Sullivan	207	228	33	12
(58) Susquehanna	1,108	1,123	164	67
(59) Tioga	1,660	1,830	142	37
(60) Union	1,476	1,447	93	30
(61) Venango	2,136	2,127	323	92
(62) Warren	1,272	1,337	173	60
(63) Washington	9,535	9,090	1,973	1,193
(64) Wayne	1,653	1,558	138	48
(65) Westmoreland	10,413	10,249	1,613	744
(66) Wyoming	840	865	179	29
(67) York	14,790	14,939	2,205	802

	Guilty Plea	ARD	Dismissal	Prosecution Withdrawn	Other	Cases Pending
(34)	368	0	14	18	0	58
(35)	2,786	0	1,908	424	18	5,228
(36)	11,400	158	2,989	1,058	48	3,242
(37)	1,316	0	367	265	15	603
(38)	3,333	0	266	260	240	3,428
(39)	5,056	163	2,614	448	15	2,301
(40)	6,130	18	1,351	818	620	6,064
(41)	3,925	45	116	561	16	767
(42)	1,431	20	373	226	18	607
(43)	2,417	0	215	595	10	716
(44)	1,107	13	171	80	4	417
(45)	3,382	13	534	348	8	1,037
(46)	12,628	173	3,254	2,060	106	13,024
(47)	285	0	8	11	1	62
(48)	3,982	301	963	536	21	1,378
(49)	2,149	1	131	342	97	599
(50)	755	0	25	46	4	112
(52)	1,143	3	111	241	0	287
(53)	536	0	46	68	4	125
(54)	4,342	102	533	480	27	1,240
(55)	706	0	11	64	1	132
(56)	1,517	142	185	141	23	440
(57)	163	0	8	12	0	22
(58)	656	19	151	65	1	109
(59)	1,372	0	101	175	3	199
(60)	1,135	16	98	72	3	381
(61)	1,478	21	103	103	7	355
(62)	921	65	35	81	2	216
(63)	3,586	31	1,368	878	61	2,331
(64)	1,153	12	129	65	13	308
(65)	4,926	112	1,585	1,237	32	1,793
(66)	517	0	70	61	9	74
(67)	10,181	121	991	616	23	1,997

DISTRICT JUSTICE - 2003 AGE OF PENDING NON-TRAFFIC CASES

	0-30		31-60		61-90		91-120		121-150		151-180	
	Days	% of Total	Days	% of Total	Days	% of Total	Days	% of Total	Days	% of Total	Days	% of Total
(1) Adams	97	52.4	34	18.4	15	8.1	5	2.7	0	0.0	0	0.0
(2) Allegheny	2,880	16.8	1,625	9.5	1,348	7.9	773	4.5	425	2.5	317	1.9
(3) Armstrong	216	24.0	170	18.9	79	8.8	34	3.8	25	2.8	7	0.8
(4) Beaver	306	11.4	189	7.1	125	4.7	78	2.9	61	2.3	54	2.0
(5) Bedford	46	34.1	18	13.3	8	5.9	3	2.2	0	0.0	0	0.0
(6) Berks	1,752	26.0	1,153	17.1	686	10.2	179	2.7	176	2.6	141	2.1
(7) Blair	239	9.2	193	7.5	109	4.2	52	2.0	31	1.2	19	0.7
(8) Bradford	81	23.2	31	8.9	31	8.9	15	4.3	8	2.3	11	3.2
(9) Bucks	892	30.9	453	15.7	340	11.8	186	6.4	99	3.4	73	2.5
(10) Butler	423	19.5	309	14.3	181	8.4	154	7.1	76	3.5	101	4.7
(11) Cambria	210	36.3	106	18.3	70	12.1	29	5.0	12	2.1	7	1.2
(12) Cameron	25	51.0	5	10.2	3	6.1	1	2.0	3	6.1	0	0.0
(13) Carbon	171	34.8	73	14.8	32	6.5	31	6.3	5	1.0	11	2.2
(14) Centre	249	28.4	177	20.2	108	12.3	97	11.1	21	2.4	13	1.5
(15) Chester	901	24.7	538	14.7	430	11.8	288	7.9	257	7.0	136	3.7
(16) Clarion	104	29.1	49	13.7	40	11.2	33	9.2	15	4.2	3	0.8
(17) Clearfield	138	36.2	44	11.5	24	6.3	10	2.6	9	2.4	5	1.3
(18) Clinton	182	62.8	46	15.9	27	9.3	9	3.1	0	0.0	1	0.3
(19) Columbia	172	36.4	137	29.0	77	16.3	25	5.3	5	1.1	4	0.8
(20) Crawford	100	32.4	33	10.7	18	5.8	9	2.9	2	0.6	5	1.6
(21) Cumberland	351	14.9	262	11.1	142	6.0	152	6.4	33	1.4	28	1.2
(22) Dauphin	666	13.2	320	6.4	170	3.4	186	3.7	106	2.1	82	1.6
(23) Delaware	1,514	10.0	1,152	7.6	1,228	8.1	897	5.9	630	4.1	611	4.0
(24) Elk	52	60.5	17	19.8	7	8.1	0	0.0	0	0.0	2	2.3
(25) Erie	608	23.8	377	14.7	244	9.5	176	6.9	106	4.1	76	3.0
(26) Fayette	489	31.5	231	14.9	119	7.7	74	4.8	53	3.4	24	1.5
(27) Forest	13	59.1	4	18.2	0	0.0	0	0.0	0	0.0	0	4.5
(28) Franklin	215	4.5	180	3.7	88	1.8	47	1.0	43	0.9	72	1.5
(29) Fulton	14	16.9	13	15.7	4	4.8	0	0.0	0	0.0	0	0.0
(30) Greene	70	16.9	59	14.3	45	10.9	18	4.4	15	3.6	4	1.0
(31) Huntingdon	48	26.7	17	9.4	20	11.1	3	1.7	8	4.4	3	1.7
(32) Indiana	168	13.4	138	11.0	129	10.3	68	5.4	13	1.0	14	1.1
(33) Jefferson	71	37.4	23	12.1	13	6.8	9	4.7	4	2.1	3	1.6

	181-210		211-240		241-270		271-300		301-330		331-360		Over 360	
	Days	% of Total	Days	% of Total	Days	% of Total	Days	% of Total	Days	% of Total	Days	% of Total	Days	% of Total
(1)	2	1.1	0	0.0	0	0.0	2	1.1	4	2.2	1	0.5	25	13.5
(2)	361	2.1	272	1.6	203	1.2	253	1.5	170	1.0	166	1.0	8,342	48.7
(3)	28	3.1	28	3.1	16	1.8	15	1.7	14	1.6	9	1.0	258	28.7
(4)	70	2.6	58	2.2	52	1.9	39	1.5	27	1.0	21	0.8	1,596	59.6
(5)	0	0.0	1	0.7	0	0.0	0	0.0	0	0.0	0	0.0	59	43.7
(6)	180	2.7	181	2.7	109	1.6	173	2.6	119	1.8	96	1.4	1,791	26.6
(7)	20	0.8	9	0.3	9	0.3	6	0.2	9	0.3	7	0.3	1,883	72.8
(8)	6	1.7	5	1.4	3	0.9	4	1.1	0	0.0	1	0.3	152	43.7
(9)	77	2.7	52	1.8	27	0.9	30	1.0	12	0.4	23	0.8	624	21.6
(10)	86	4.0	78	3.6	39	1.8	32	1.5	26	1.2	25	1.2	637	29.4
(11)	2	0.3	6	1.0	5	0.9	1	0.2	5	0.9	5	0.9	120	20.8
(12)	2	4.1	0	0.0	0	0.0	1	2.0	0	0.0	0	0.0	9	18.4
(13)	2	0.4	5	1.0	1	0.2	5	1.0	0	0.0	3	0.6	153	31.1
(14)	8	0.9	7	0.8	8	0.9	21	2.4	7	0.8	3	0.3	158	18.0
(15)	180	4.9	213	5.8	78	2.1	120	3.3	44	1.2	19	0.5	445	12.2
(16)	6	1.7	7	2.0	5	1.4	7	2.0	1	0.3	3	0.8	84	23.5
(17)	6	1.6	4	1.0	5	1.3	4	1.0	3	0.8	1	0.3	128	33.6
(18)	0	0.0	0	0.0	0	0.0	0	0.0	1	0.3	1	0.3	23	7.9
(19)	4	0.8	3	0.6	1	0.2	0	0.0	0	0.0	0	0.0	45	9.5
(20)	3	1.0	1	0.3	0	0.0	3	1.0	2	0.6	5	1.6	128	41.4
(21)	54	2.3	158	6.7	109	4.6	127	5.4	79	3.3	76	3.2	790	33.5
(22)	36	0.7	48	1.0	33	0.7	44	0.9	38	0.8	35	0.7	3,273	65.0
(23)	387	2.5	273	1.8	236	1.6	202	1.3	145	1.0	169	1.1	7,766	51.1
(24)	0	0.0	1	1.2	1	1.2	0	0.0	1	1.2	0	0.0	5	5.8
(25)	47	1.8	38	1.5	25	1.0	23	0.9	13	0.5	17	0.7	809	31.6
(26)	35	2.3	40	2.6	25	1.6	5	0.3	5	0.3	11	0.7	440	28.4
(27)	0	0.0	0	0.0	1	4.5	0	0.0	0	0.0	0	0.0	3	13.6
(28)	166	3.5	107	2.2	78	1.6	132	2.7	94	2.0	78	1.6	3,508	73.0
(29)	0	0.0	1	1.2	0	0.0	0	0.0	0	0.0	1	1.2	50	60.2
(30)	5	1.2	12	2.9	5	1.2	22	5.3	3	0.7	13	3.1	142	34.4
(31)	1	0.6	2	1.1	3	1.7	0	0.0	0	0.0	2	1.1	73	40.6
(32)	17	1.4	12	1.0	51	4.1	12	1.0	12	1.0	20	1.6	602	47.9
(33)	8	4.2	2	1.1	1	0.5	2	1.1	0	0.0	5	2.6	49	25.8

DISTRICT JUSTICE - 2003 AGE OF PENDING NON-TRAFFIC CASES

	0-30		31-60		61-90		91-120		121-150		151-180	
	Days	% of Total	Days	% of Total	Days	% of Total	Days	% of Total	Days	% of Total	Days	% of Total
(34) Juniata	26	44.8	9	15.5	1	1.7	2	3.4	1	1.7	1	1.7
(35) Lackawanna	425	8.1	235	4.5	258	4.9	350	6.7	95	1.8	103	2.0
(36) Lancaster	957	29.5	510	15.7	244	7.5	102	3.1	49	1.5	39	1.2
(37) Lawrence	123	20.4	57	9.5	75	12.4	22	3.6	16	2.7	15	2.5
(38) Lebanon	329	9.6	241	7.0	158	4.6	145	4.2	97	2.8	101	2.9
(39) Lehigh	814	35.4	546	23.7	264	11.5	59	2.6	33	1.4	31	1.3
(40) Luzerne	688	11.3	411	6.8	398	6.6	264	4.4	175	2.9	138	2.3
(41) Lycoming	253	33.0	102	13.3	47	6.1	16	2.1	10	1.3	4	0.5
(42) McKean	138	22.7	58	9.6	51	8.4	65	10.7	23	3.8	9	1.5
(43) Mercer	169	23.6	89	12.4	77	10.8	45	6.3	44	6.1	21	2.9
(44) Mifflin	54	12.9	56	13.4	27	6.5	13	3.1	12	2.9	15	3.6
(45) Monroe	342	33.0	124	12.0	65	6.3	44	4.2	18	1.7	14	1.4
(46) Montgomery	1,433	11.0	1,003	7.7	670	5.1	478	3.7	285	2.2	287	2.2
(47) Montour	9	14.5	5	8.1	3	4.8	2	3.2	0	0.0	0	0.0
(48) Northampton	292	21.2	260	18.9	151	11.0	107	7.8	42	3.0	29	2.1
(49) Northumberland	196	32.7	81	13.5	96	16.0	31	5.2	5	0.8	10	1.7
(50) Perry	38	33.9	12	10.7	4	3.6	2	1.8	1	0.9	0	0.0
(52) Pike	154	53.7	42	14.6	33	11.5	6	2.1	3	1.0	3	1.0
(53) Potter	43	34.4	17	13.6	3	2.4	4	3.2	1	0.8	4	3.2
(54) Schuylkill	356	28.7	152	12.3	111	9.0	58	4.7	34	2.7	39	3.1
(55) Snyder	40	30.3	15	11.4	11	8.3	8	6.1	9	6.8	2	1.5
(56) Somerset	171	38.9	76	17.3	36	8.2	15	3.4	9	2.0	11	2.5
(57) Sullivan	7	31.8	0	0.0	0	0.0	0	0.0	0	0.0	0	0.0
(58) Susquehanna	44	40.4	24	22.0	2	1.8	6	5.5	1	0.9	1	0.9
(59) Tioga	67	33.7	34	17.1	15	7.5	17	8.5	5	2.5	6	3.0
(60) Union	73	19.2	34	8.9	18	4.7	16	4.2	2	0.5	0	0.0
(61) Venango	116	32.7	59	16.6	36	10.1	16	4.5	10	2.8	9	2.5
(62) Warren	58	26.9	8	3.7	6	2.8	7	3.2	1	0.5	4	1.9
(63) Washington	469	20.1	216	9.3	175	7.5	141	6.0	67	2.9	61	2.6
(64) Wayne	100	32.5	40	13.0	11	3.6	8	2.6	7	2.3	7	2.3
(65) Westmoreland	500	27.9	350	19.5	192	10.7	125	7.0	61	3.4	37	2.1
(66) Wyoming	49	66.2	10	13.5	3	4.1	1	1.4	1	1.4	0	0.0
(67) York	794	39.8	359	18.0	263	13.2	84	4.2	41	2.1	27	1.4

	181-210		211-240		241-270		271-300		301-330		331-360		Over 360	
	Days	% of Total	Days	% of Total	Days	% of Total	Days	% of Total	Days	% of Total	Days	% of Total	Days	% of Total
(34)	0	0.0	1	1.7	0	0.0	1	1.7	0	0.0	1	1.7	15	25.9
(35)	82	1.6	126	2.4	72	1.4	84	1.6	65	1.2	76	1.5	3,257	62.3
(36)	32	1.0	43	1.3	25	0.8	27	0.8	30	0.9	21	0.6	1,163	35.9
(37)	10	1.7	10	1.7	7	1.2	7	1.2	1	0.2	2	0.3	258	42.8
(38)	143	4.2	200	5.8	118	3.4	106	3.1	102	3.0	104	3.0	1,584	46.2
(39)	17	0.7	15	0.7	11	0.5	8	0.3	9	0.4	7	0.3	487	21.2
(40)	110	1.8	157	2.6	101	1.7	85	1.4	60	1.0	47	0.8	3,430	56.6
(41)	5	0.7	4	0.5	6	0.8	4	0.5	4	0.5	7	0.9	305	39.8
(42)	10	1.6	6	1.0	10	1.6	7	1.2	9	1.5	25	4.1	196	32.3
(43)	24	3.4	11	1.5	12	1.7	7	1.0	5	0.7	9	1.3	203	28.4
(44)	7	1.7	19	4.6	17	4.1	14	3.4	5	1.2	5	1.2	173	41.5
(45)	5	0.5	10	1.0	10	1.0	6	0.6	6	0.6	9	0.9	384	37.0
(46)	296	2.3	226	1.7	157	1.2	111	0.9	108	0.8	115	0.9	7,855	60.3
(47)	19	30.6	0	0.0	2	3.2	0	0.0	0	0.0	0	0.0	22	35.5
(48)	11	0.8	21	1.5	9	0.7	11	0.8	2	0.1	12	0.9	431	31.3
(49)	3	0.5	5	0.8	8	1.3	5	0.8	3	0.5	4	0.7	152	25.4
(50)	3	2.7	1	0.9	2	1.8	3	2.7	1	0.9	1	0.9	44	39.3
(52)	0	0.0	0	0.0	0	0.0	0	0.0	0	0.0	0	0.0	44	15.3
(53)	3	2.4	2	1.6	3	2.4	2	1.6	1	0.8	2	1.6	40	32.0
(54)	13	1.0	25	2.0	18	1.5	15	1.2	13	1.0	12	1.0	394	31.8
(55)	0	0.0	0	0.0	8	6.1	0	0.0	0	0.0	1	0.8	38	28.8
(56)	13	3.0	8	1.8	4	0.9	5	1.1	2	0.5	0	0.0	90	20.5
(57)	0	0.0	0	0.0	0	0.0	0	0.0	0	0.0	1	4.5	14	63.6
(58)	0	0.0	1	0.9	1	0.9	1	0.9	1	0.0	1	0.9	27	24.8
(59)	3	1.5	0	0.0	0	0.0	0	0.0	0	0.0	1	0.5	51	25.6
(60)	5	1.3	14	3.7	4	1.0	3	0.8	1	0.3	1	0.3	210	55.1
(61)	13	3.7	9	2.5	5	1.4	3	0.8	4	1.1	2	0.6	73	20.6
(62)	2	0.9	3	1.4	0	0.0	0	0.0	1	0.5	0	0.0	126	25.3
(63)	34	1.5	61	2.6	28	1.2	28	1.2	19	0.8	34	1.5	998	42.8
(64)	3	1.0	5	1.6	1	0.3	2	0.6	2	0.6	0	0.0	122	39.6
(65)	35	2.0	30	1.7	37	2.1	15	0.8	9	0.5	13	0.7	389	21.7
(66)	0	0.0	0	0.0	0	0.0	0	0.0	0	0.0	0	0.0	10	13.5
(67)	37	1.9	16	0.8	12	0.6	6	0.3	8	0.4	8	0.4	342	17.1

DISTRICT JUSTICE - 2003 NON-TRAFFIC ARREST WARRANTS

	Issued	Served	Cancelled	Pending: Pre-Disposition			Pending: Post-Disposition		
				0-30 Days	31-60 Days	Over 60 Days	0-30 Days	31-60 Days	Over 60 Days
Adams	1,186	446	708	17	14	658	42	26	525
Allegheny	15,691	7,071	4,058	333	318	18,307	445	285	22,643
Armstrong	1,387	940	369	20	23	544	27	25	197
Beaver	1,424	728	499	50	24	825	46	50	1,042
Bedford	392	150	193	12	5	130	25	9	145
Berks	13,645	8,600	895	760	328	16,796	128	212	4,897
Blair	1,430	704	465	50	60	961	44	32	863
Bradford	751	319	354	16	5	105	60	5	159
Bucks	6,923	4,632	2,248	191	136	5,639	225	127	4,835
Butler	1,703	1,237	485	82	18	1,339	30	16	743
Cambria	1,323	753	437	29	14	760	37	17	714
Cameron	74	13	36	0	0	43	4	0	32
Carbon	1,416	721	456	13	18	529	41	31	663
Centre	2,388	388	1,745	52	24	987	41	27	956
Chester	6,846	4,884	2,065	164	127	5,108	131	82	2,191
Clarion	314	96	170	14	6	128	11	13	91
Clearfield	911	654	215	35	15	476	29	26	525
Clinton	480	179	306	21	13	96	3	2	37
Columbia	1,381	200	823	63	42	616	23	7	864
Crawford	797	597	177	17	8	217	13	8	244
Cumberland	3,202	713	2,214	85	68	1,824	61	141	1,002
Dauphin	9,206	3,103	4,168	361	137	12,337	218	135	5,414
Delaware	13,671	5,409	3,006	338	395	34,634	193	228	15,134
Elk	201	45	152	2	0	62	3	3	45
Erie	3,577	1,910	1,252	154	77	2,421	151	61	3,065
Fayette	3,264	1,951	962	142	96	1,738	113	45	1,759
Forest	90	9	68	3	4	45	2	0	22
Franklin	1,054	628	405	11	13	392	8	17	267
Fulton	87	62	20	5	0	30	2	5	50
Greene	397	128	195	8	8	195	16	0	214
Huntingdon	332	188	161	6	9	52	10	11	54
Indiana	763	420	327	20	6	221	32	3	237
Jefferson	229	126	102	11	7	60	11	4	55

DISTRICT JUSTICE - 2003 NON-TRAFFIC ARREST WARRANTS

	Issued	Served	Cancelled	Pending: Pre-Disposition			Pending: Post-Disposition		
				0-30 Days	31-60 Days	Over 60 Days	0-30 Days	31-60 Days	Over 60 Days
Juniata	50	23	40	0	1	1	0	0	10
Lackawanna	2,664	1,079	957	74	43	4,203	70	19	3,289
Lancaster	11,154	4,583	6,831	323	310	6,524	398	230	2,946
Lawrence	1,109	349	607	57	17	496	43	19	828
Lebanon	1,705	808	770	50	47	439	49	24	301
Lehigh	5,950	3,379	1,693	168	112	4,544	156	101	3,688
Luzerne	5,217	1,912	2,283	86	117	6,839	101	166	6,553
Lycoming	3,549	678	2,512	119	50	2,259	235	90	2,320
McKean	872	386	530	14	16	231	36	13	303
Mercer	1,208	613	547	14	25	400	31	10	330
Mifflin	442	364	93	5	10	154	11	5	186
Monroe	1,937	887	544	106	38	1,312	67	21	889
Montgomery	13,041	2,941	7,515	439	312	19,754	363	214	12,302
Montour	193	15	211	1	0	84	3	1	125
Northampton	3,304	1,969	979	73	67	2,116	59	42	2,806
Northumberland	1,710	807	580	41	13	636	69	49	583
Perry	319	169	112	21	3	98	8	4	45
Pike	593	89	391	33	17	306	19	14	508
Potter	107	38	57	4	1	31	4	0	38
Schuylkill	3,702	2,261	1,265	143	39	1,883	51	73	1,299
Snyder	312	168	93	2	6	94	15	7	94
Somerset	612	213	253	22	16	159	41	12	175
Sullivan	43	17	42	0	0	8	1	0	9
Susquehanna	289	41	204	6	5	180	10	5	203
Tioga	412	207	257	2	4	159	8	6	223
Union	273	122	145	6	5	83	5	5	46
Venango	1,144	554	485	43	20	336	51	31	717
Warren	418	148	266	4	1	125	6	10	127
Washington	5,458	2,091	2,406	104	83	4,639	159	170	4,551
Wayne	673	226	240	9	9	358	16	14	447
Westmoreland	3,904	2,456	992	105	114	2,077	96	101	2,001
Wyoming	227	116	113	2	2	96	7	3	99
York	9,627	4,429	5,132	270	108	4,229	373	234	3,465

DISTRICT JUSTICE - 2003 CIVIL ACTION FILINGS & DISPOSITIONS

		New Cases Filed	Cases Disposed	<i>Disposed By:</i>	
				Trial	Default Judgment
(1)	Adams	963	887	338	277
(2)	Allegheny	18,573	17,565	5,704	6,232
(3)	Armstrong	711	662	184	323
(4)	Beaver	1,507	1,573	734	356
(5)	Bedford	606	573	95	300
(6)	Berks	6,515	6,404	1,131	2,310
(7)	Blair	1,933	1,662	311	831
(8)	Bradford	1,451	1,585	185	829
(9)	Bucks	7,101	7,560	2,070	2,224
(10)	Butler	2,243	2,149	452	1,077
(11)	Cambria	1,691	1,627	428	695
(12)	Cameron	128	124	18	75
(13)	Carbon	1,285	1,226	217	639
(14)	Centre	1,618	1,532	342	637
(15)	Chester	4,520	4,832	1,295	1,637
(16)	Clarion	511	494	192	185
(17)	Clearfield	1,488	1,389	215	781
(18)	Clinton	354	351	72	185
(19)	Columbia	1,692	1,678	207	990
(20)	Crawford	1,272	1,375	284	647
(21)	Cumberland	2,538	2,751	487	1,164
(22)	Dauphin	4,118	3,726	916	1,846
(23)	Delaware	5,646	5,229	1,641	1,742
(24)	Elk	371	325	70	209
(25)	Erie	3,004	2,862	1,248	913
(26)	Fayette	1,180	1,131	297	534
(27)	Forest	33	36	11	15
(28)	Franklin	1,495	1,403	462	480
(29)	Fulton	153	164	33	55
(30)	Greene	402	352	97	179
(31)	Huntingdon	432	420	117	168
(32)	Indiana	1,243	1,074	231	601
(33)	Jefferson	730	690	93	452

	Settled	Dismissal Without Prejudice	Complaint Withdrawn	Cases Pending
(1)	214	37	21	493
(2)	3,121	1,694	814	6,544
(3)	100	38	17	299
(4)	189	247	47	575
(5)	111	34	33	190
(6)	2,278	393	292	3,874
(7)	354	115	51	893
(8)	224	306	41	353
(9)	1,579	1,277	410	1,265
(10)	339	185	96	958
(11)	317	128	59	545
(12)	24	2	5	26
(13)	241	99	30	309
(14)	318	145	90	475
(15)	774	912	214	897
(16)	91	11	15	157
(17)	285	79	29	615
(18)	53	19	22	48
(19)	233	196	52	228
(20)	191	232	21	371
(21)	469	555	76	898
(22)	595	219	150	2,688
(23)	1,127	530	189	3,573
(24)	38	4	4	280
(25)	480	143	78	1,468
(26)	154	102	44	578
(27)	6	1	3	5
(28)	382	57	22	1,390
(29)	67	7	2	31
(30)	36	32	8	100
(31)	81	16	38	169
(32)	118	74	50	402
(33)	113	19	13	472

DISTRICT JUSTICE - 2003 CIVIL ACTION FILINGS & DISPOSITIONS

	New Cases Filed	Cases Disposed	Disposed By:	
			Trial	Default Judgment
(34) Juniata	277	291	23	143
(35) Lackawanna	2,888	2,678	801	1,226
(36) Lancaster	5,931	5,727	746	2,928
(37) Lawrence	1,018	955	175	521
(38) Lebanon	1,987	1,738	191	1,252
(39) Lehigh	4,121	3,768	1,114	1,539
(40) Luzerne	5,469	5,042	1,391	2,273
(41) Lycoming	2,734	2,423	321	1,363
(42) McKean	655	644	100	362
(43) Mercer	1,391	1,278	322	605
(44) Mifflin	679	646	186	274
(45) Monroe	3,131	2,959	655	1,222
(46) Montgomery	9,851	9,304	2,349	3,334
(47) Montour	206	213	42	106
(48) Northampton	2,906	2,786	688	1,165
(49) Northumberland	1,165	1,099	172	617
(50) Perry	428	408	105	194
(52) Pike	1,137	1,071	140	490
(53) Potter	290	280	41	175
(54) Schuylkill	1,908	1,904	492	946
(55) Snyder	789	778	65	426
(56) Somerset	909	1,016	198	390
(57) Sullivan	39	42	18	16
(58) Susquehanna	498	443	114	199
(59) Tioga	517	482	105	271
(60) Union	494	499	70	273
(61) Venango	563	526	106	274
(62) Warren	779	701	138	388
(63) Washington	2,110	2,065	701	842
(64) Wayne	1,327	1,192	189	585
(65) Westmoreland	3,902	3,820	1,060	1,596
(66) Wyoming	448	429	95	209
(67) York	4,476	4,272	756	2,223

	Settled	Dismissal Without Prejudice	Complaint Withdrawn	Cases Pending
(34)	112	11	2	69
(35)	342	169	140	1,545
(36)	1,258	583	212	3,126
(37)	108	121	30	221
(38)	227	55	13	1,533
(39)	608	418	89	980
(40)	1,029	239	110	2,506
(41)	343	138	258	1,532
(42)	108	52	22	140
(43)	195	73	83	526
(44)	145	37	4	161
(45)	486	511	85	877
(46)	2,131	988	502	7,760
(47)	40	0	25	32
(48)	578	291	64	746
(49)	204	66	40	460
(50)	84	15	10	136
(52)	185	219	37	332
(53)	53	8	3	47
(54)	280	150	36	565
(55)	232	24	31	263
(56)	205	205	18	301
(57)	7	0	1	5
(58)	75	44	11	80
(59)	68	15	23	159
(60)	130	7	19	351
(61)	69	43	34	135
(62)	91	23	61	554
(63)	305	124	93	585
(64)	303	92	23	882
(65)	641	374	149	1,061
(66)	82	27	16	40
(67)	592	399	302	1,458

DISTRICT JUSTICE - 2003 AGE OF PENDING CIVIL ACTIONS

	0-30		31-60		61-90		91-120		121-150		151-180	
	Days	% of Total	Days	% of Total	Days	% of Total	Days	% of Total	Days	% of Total	Days	% of Total
(1) Adams	86	17.4	38	7.7	15	3.0	6	1.2	4	0.8	6	1.2
(2) Allegheny	1,627	24.9	832	12.7	379	5.8	286	4.4	122	1.9	127	1.9
(3) Armstrong	66	22.1	12	4.0	11	3.7	3	1.0	0	0.0	4	1.3
(4) Beaver	96	16.7	29	5.0	14	2.4	19	3.3	10	1.7	8	1.4
(5) Bedford	56	29.5	12	6.3	2	1.1	3	1.6	0	0.0	1	0.5
(6) Berks	441	11.4	163	4.2	103	2.7	102	2.6	42	1.1	103	2.7
(7) Blair	333	37.3	78	8.7	42	4.7	6	0.7	5	0.6	2	0.2
(8) Bradford	148	41.9	30	8.5	20	5.7	3	0.8	3	0.8	6	1.7
(9) Bucks	500	39.5	330	26.1	182	14.4	97	7.7	44	3.5	28	2.2
(10) Butler	151	15.8	60	6.3	42	4.4	18	1.9	5	0.5	5	0.5
(11) Cambria	140	25.7	47	8.6	11	2.0	9	1.7	9	1.7	2	0.4
(12) Cameron	11	42.3	1	3.8	0	0.0	0	0.0	0	0.0	0	0.0
(13) Carbon	80	25.9	85	27.5	32	10.4	7	2.3	4	1.3	1	0.3
(14) Centre	109	22.9	71	14.9	43	9.1	7	1.5	3	0.6	2	0.4
(15) Chester	349	38.9	160	17.8	117	13.0	49	5.5	21	2.3	26	2.9
(16) Clarion	39	24.8	14	8.9	5	3.2	5	3.2	3	1.9	3	1.9
(17) Clearfield	87	14.1	78	12.7	16	2.6	12	2.0	4	0.7	1	0.2
(18) Clinton	18	37.5	14	29.2	3	6.3	2	4.2	0	0.0	0	0.0
(19) Columbia	100	43.9	54	23.7	23	10.1	13	5.7	4	1.8	2	0.9
(20) Crawford	76	20.5	41	11.1	11	3.0	12	3.2	2	0.5	2	0.5
(21) Cumberland	215	23.9	94	10.5	41	4.6	39	4.3	14	1.6	14	1.6
(22) Dauphin	380	14.1	164	6.1	112	4.2	39	1.5	30	1.1	38	1.4
(23) Delaware	554	15.5	256	7.2	159	4.5	101	2.8	46	1.3	56	1.6
(24) Elk	45	16.1	22	7.9	4	1.4	3	1.1	4	1.4	0	0.0
(25) Erie	229	15.6	66	4.5	43	2.9	31	2.1	24	1.6	11	0.7
(26) Fayette	104	18.0	33	5.7	16	2.8	10	1.7	8	1.4	8	1.4
(27) Forest	2	40.0	0	0.0	0	0.0	1	20.0	0	0.0	0	0.0
(28) Franklin	93	6.7	50	3.6	22	1.6	15	1.1	12	0.9	5	0.4
(29) Fulton	11	35.5	3	9.7	4	12.9	1	3.2	0	0.0	1	3.2
(30) Greene	25	25.0	14	14.0	10	10.0	6	6.0	2	2.0	2	2.0
(31) Huntingdon	25	14.8	6	3.6	11	6.5	2	1.2	0	0.0	0	0.0
(32) Indiana	116	28.9	57	14.2	41	10.2	7	1.7	12	3.0	12	3.0
(33) Jefferson	62	13.1	31	6.6	19	4.0	3	0.6	2	0.4	7	1.5

	181-210		211-240		241-270		271-300		301-330		331-360		Over 360	
	Days	% of Total	Days	% of Total	Days	% of Total	Days	% of Total	Days	% of Total	Days	% of Total	Days	% of Total
(1)	5	1.0	2	0.4	3	0.6	1	0.2	0	0.0	6	1.2	321	65.1
(2)	108	1.7	77	1.2	60	0.9	70	1.1	59	0.9	62	0.9	2,735	41.8
(3)	2	0.7	3	1.0	0	0.0	2	0.7	0	0.0	1	0.3	195	65.2
(4)	9	1.6	5	0.9	3	0.5	8	1.4	5	0.9	4	0.7	365	63.5
(5)	0	0.0	1	0.5	2	1.1	0	0.0	1	0.5	1	0.5	111	58.4
(6)	182	4.7	63	1.6	84	2.2	76	2.0	32	0.8	21	0.5	2,462	63.6
(7)	5	0.6	3	0.3	7	0.8	4	0.4	6	0.7	4	0.4	398	44.6
(8)	0	0.0	3	0.8	1	0.3	3	0.8	2	0.6	1	0.3	133	37.7
(9)	16	1.3	8	0.6	6	0.5	5	0.4	3	0.2	5	0.4	41	3.2
(10)	8	0.8	6	0.6	7	0.7	4	0.4	3	0.3	4	0.4	645	67.3
(11)	4	0.7	1	0.2	3	0.6	2	0.4	1	0.2	1	0.2	315	57.8
(12)	0	0.0	0	0.0	0	0.0	0	0.0	1	3.8	1	4	12	46.2
(13)	2	0.6	5	1.6	1	0.3	5	1.6	2	0.6	1	0	84	27.2
(14)	0	0.0	3	0.6	1	0.2	1	0.2	1	0.2	5	1.1	229	48.2
(15)	14	1.6	8	0.9	8	0.9	4	0.4	5	0.6	4	0.4	132	14.7
(16)	1	0.6	2	1.3	2	1.3	0	0.0	1	0.6	0	0.0	82	52.2
(17)	3	0.5	2	0.3	5	0.8	1	0.2	2	0.3	5	0.8	399	34.9
(18)	0	0.0	0	0.0	0	0.0	0	0.0	1	2.1	1	2.1	9	18.8
(19)	0	0.0	1	0.4	0	0.0	0	0.0	0	0.0	0	0.0	31	13.6
(20)	5	1.3	1	0.3	1	0.3	1	0.3	2	0.5	0	0.0	217	58.5
(21)	3	0.3	2	0.2	13	1.4	4	0.4	10	1.1	3	0.3	446	49.7
(22)	33	1.2	11	0.4	14	0.5	22	0.8	18	0.7	17	0.6	1,810	67.3
(23)	46	1.3	43	1.2	27	0.8	52	1.5	27	0.8	43	1.2	2,163	60.5
(24)	1	0.4	0	0.0	0	0.0	0	0.0	0	0.0	2	0.7	199	71.1
(25)	17	1.2	10	0.7	15	1.0	12	0.8	11	0.7	11	0.7	988	67.3
(26)	4	0.7	9	1.6	12	2.1	4	0.7	4	0.7	0	0.0	366	63.3
(27)	0	0.0	0	0.0	0	0.0	0	0.0	0	0.0	0	0.0	2	40.0
(28)	11	0.8	8	0.6	8	0.6	5	0.4	6	0.4	9	0.6	1,146	82.4
(29)	0	0.0	0	0.0	0	0.0	0	0.0	0	0.0	0	0.0	11	35.5
(30)	2	2.0	0	0.0	0	0.0	1	1.0	1	1.0	0	0.0	37	37.0
(31)	2	1.2	9	5.3	0	0.0	0	0.0	1	0.6	1	0.6	112	66.3
(32)	13	3.2	5	1.2	5	1.2	6	1.5	5	1.2	1	0.2	122	30.3
(33)	6	1.3	1	0.2	1	0.2	3	0.6	4	0.8	5	1.1	328	69.5

DISTRICT JUSTICE - 2003 AGE OF PENDING CIVIL ACTIONS

	0-30		31-60		61-90		91-120		121-150		151-180	
	Days	% of Total	Days	% of Total	Days	% of Total	Days	% of Total	Days	% of Total	Days	% of Total
(34) Juniata	19	27.5	6	8.7	2	2.9	1	1.4	0	0.0	0	0.0
(35) Lackawanna	185	12.0	120	7.8	61	3.9	43	2.8	20	1.3	25	1.6
(36) Lancaster	480	15.4	154	4.9	79	2.5	59	1.9	31	1.0	23	0.7
(37) Lawrence	80	36.2	24	10.9	17	7.7	4	1.8	2	0.9	0	0.0
(38) Lebanon	98	6.4	42	2.7	23	1.5	22	1.4	13	0.8	16	1.0
(39) Lehigh	348	35.5	147	15.0	134	13.7	58	5.9	38	3.9	21	2.1
(40) Luzerne	431	17.2	221	8.8	146	5.8	61	2.4	38	1.5	58	2.3
(41) Lycoming	167	10.9	52	3.4	22	1.4	13	0.8	44	2.9	4	0.3
(42) McKean	32	22.9	16	11.4	7	5.0	6	4.3	6	4.3	5	3.6
(43) Mercer	120	22.8	64	12.2	21	4.0	15	2.9	4	0.8	7	1.3
(44) Mifflin	60	37.3	15	9.3	7	4.3	4	2.5	2	1.2	1	0.6
(45) Monroe	352	40.1	208	23.7	42	4.8	51	5.8	15	1.7	13	1.5
(46) Montgomery	756	9.7	390	5.0	334	4.3	262	3.4	90	1.2	69	0.9
(47) Montour	22	68.8	3	9.4	5	15.6	0	0.0	0	0.0	0	0.0
(48) Northampton	236	31.6	105	14.1	48	6.4	27	3.6	26	3.5	9	1.2
(49) Northumberland	85	18.5	26	5.7	25	5.4	10	2.2	3	0.7	5	1.1
(50) Perry	33	24.3	8	5.9	1	0.7	2	1.5	4	2.9	2	1.5
(52) Pike	121	36.4	59	17.8	43	13.0	10	3.0	2	0.6	4	1.2
(53) Potter	19	40.4	2	4.3	1	2.1	0	0.0	1	2.1	0	0.0
(54) Schuylkill	121	21.4	56	9.9	24	4.2	13	2.3	8	1.4	2	0.4
(55) Snyder	48	18.3	19	7.2	8	3.0	3	1.1	3	1.1	2	0.8
(56) Somerset	72	23.9	44	14.6	9	3.0	10	3.3	2	0.7	6	2.0
(57) Sullivan	1	20.0	1	20.0	0	0.0	0	0.0	0	0.0	0	0.0
(58) Susquehanna	66	82.5	7	8.8	3	3.8	1	1.3	0	0.0	0	0.0
(59) Tioga	36	22.6	12	7.5	4	2.5	0	0.0	0	0.0	2	1.3
(60) Union	30	8.5	12	3.4	1	0.3	3	0.9	1	0.3	3	0.9
(61) Venango	34	25.2	23	17.0	13	9.6	6	4.4	5	3.7	0	0.0
(62) Warren	68	12.3	25	4.5	20	3.6	5	0.9	7	1.3	6	1.1
(63) Washington	156	26.7	63	10.8	29	5.0	13	2.2	7	1.2	5	0.9
(64) Wayne	118	13.4	40	4.5	31	3.5	17	1.9	15	1.7	17	1.9
(65) Westmoreland	299	28.2	149	14.0	56	5.3	30	2.8	13	1.2	12	1.1
(66) Wyoming	32	80.0	6	15.0	1	2.5	0	0.0	0	0.0	0	0.0
(67) York	331	22.7	143	9.8	91	6.2	40	2.7	26	1.8	25	1.7

	181-210		211-240		241-270		271-300		301-330		331-360		Over 360	
	Days	% of Total	Days	% of Total	Days	% of Total	Days	% of Total	Days	% of Total	Days	% of Total	Days	% of Total
(34)	1	1.4	1	1.4	0	0.0	1	1.4	0	0.0	0	0.0	38	55.1
(35)	14	0.9	14	0.9	8	0.5	9	0.6	21	1.4	12	0.8	1,013	65.6
(36)	29	0.9	29	0.9	8	0.3	31	1.0	22	0.7	19	0.6	2,162	69.2
(37)	3	1.4	1	0.5	1	0.5	0	0.0	3	1.4	0	0.0	86	38.9
(38)	24	1.6	19	1.2	22	1.4	19	1.2	7	0.5	15	1.0	1,213	79.1
(39)	33	3.4	13	1.3	21	2.1	18	1.8	13	1.3	15	1.5	121	12.3
(40)	38	1.5	23	0.9	38	1.5	25	1.0	19	0.8	31	1.2	1,377	54.9
(41)	94	6.1	56	3.7	37	2.4	2	0.1	13	0.8	2	0.1	1,026	67.0
(42)	0	0.0	0	0.0	0	0.0	2	1.4	1	0.7	0	0.0	65	46.4
(43)	6	1.1	1	0.2	0	0.0	4	0.8	1	0.2	5	1.0	278	52.9
(44)	0	0.0	1	0.6	1	0.6	0	0.0	0	0.0	1	0.6	69	42.9
(45)	34	3.9	5	0.6	5	0.6	5	0.6	4	0.5	1	0.1	142	16.2
(46)	83	1.1	95	1.2	94	1.2	53	0.7	32	0.4	48	0.6	5,454	70.3
(47)	0	0.0	0	0.0	0	0.0	0	0.0	0	0.0	0	0.0	2	6.3
(48)	15	2.0	7	0.9	10	1.3	8	1.1	3	0.4	7	0.9	245	32.8
(49)	3	0.7	3	0.7	3	0.7	4	0.9	5	1.1	7	1.5	281	61.1
(50)	1	0.7	2	1.5	0	0.0	0	0.0	2	1.5	2	1.5	79	58.1
(52)	1	0.3	0	0.0	0	0.0	0	0.0	1	0.3	1	0.3	90	27.1
(53)	1	2.1	1	2.1	0	0.0	1	2.1	0	0.0	0	0.0	21	44.7
(54)	7	1.2	4	0.7	4	0.7	3	0.5	6	1.1	12	2.1	305	54.0
(55)	4	1.5	1	0.4	0	0.0	0	0.0	1	0.4	5	1.9	169	64.3
(56)	0	0.0	3	1.0	4	1.3	0	0.0	0	0.0	1	0.3	150	49.8
(57)	0	0.0	0	0.0	0	0.0	0	0.0	0	0.0	0	0.0	3	60.0
(58)	0	0.0	0	0.0	0	0.0	0	0.0	1	1.3	2	2.5	0	0.0
(59)	1	0.6	1	0.6	1	0.6	0	0.0	4	2.5	0	0.0	98	61.6
(60)	1	0.3	1	0.3	1	0.3	2	0.6	0	0.0	0	0.0	296	84.3
(61)	0	0.0	2	1.5	0	0.0	0	0.0	0	0.0	1	0.7	51	37.8
(62)	0	0.0	1	0.2	3	0.5	1	0.2	0	0.0	0	0.0	418	75.5
(63)	11	1.9	3	0.5	4	0.7	9	1.5	5	0.9	11	1.9	269	46.0
(64)	10	1.1	5	0.6	5	0.6	6	0.7	4	0.5	2	0.2	612	69.4
(65)	9	0.8	12	1.1	8	0.8	10	0.9	4	0.4	8	0.8	451	42.5
(66)	0	0.0	0	0.0	0	0.0	0	0.0	0	0.0	0	0.0	1	2.5
(67)	17	1.2	12	0.8	4	0.3	9	0.6	12	0.8	5	0.3	743	51.0

DISTRICT JUSTICE - 2003 LANDLORD/TENANT FILINGS & DISPOSITIONS

	New Cases Filed	Cases Disposed	Disposed By:	
			Trial	Default Judgment
(1) Adams	396	381	300	5
(2) Allegheny	15,008	14,954	11,963	1,077
(3) Armstrong	146	144	110	19
(4) Beaver	1,272	1,281	1,041	125
(5) Bedford	84	83	57	20
(6) Berks	2,932	2,889	2,242	229
(7) Blair	555	540	419	49
(8) Bradford	179	185	140	19
(9) Bucks	4,469	4,489	3,361	4
(10) Butler	551	537	422	23
(11) Cambria	534	532	363	134
(12) Cameron	9	10	7	0
(13) Carbon	262	262	212	21
(14) Centre	671	683	433	11
(15) Chester	2,190	2,203	1,428	122
(16) Clarion	37	32	26	2
(17) Clearfield	179	168	145	10
(18) Clinton	159	156	130	2
(19) Columbia	234	230	199	2
(20) Crawford	243	238	184	35
(21) Cumberland	1,208	1,191	901	33
(22) Dauphin	5,076	5,011	3,803	397
(23) Delaware	4,402	4,420	2,681	623
(24) Elk	60	55	48	2
(25) Erie	2,577	2,551	2,169	147
(26) Fayette	466	452	364	22
(27) Forest	5	5	4	0
(28) Franklin	572	560	455	19
(29) Fulton	23	24	21	1
(30) Greene	131	120	92	3
(31) Huntingdon	116	106	86	11
(32) Indiana	367	359	299	19
(33) Jefferson	104	99	91	0

	Settled	Dismissal Without Prejudice	Complaint Withdrawn	Cases Pending
(1)	52	15	8	37
(2)	1,360	374	171	928
(3)	9	5	1	16
(4)	65	40	8	61
(5)	2	3	1	8
(6)	263	103	49	152
(7)	48	13	10	71
(8)	14	5	7	10
(9)	753	118	251	290
(10)	62	8	22	102
(11)	18	10	7	45
(12)	0	1	2	0
(13)	16	8	5	9
(14)	92	12	135	85
(15)	489	99	65	120
(16)	3	0	1	2
(17)	8	3	2	28
(18)	18	5	1	8
(19)	11	10	8	11
(20)	9	3	7	14
(21)	205	17	35	63
(22)	285	167	57	357
(23)	734	240	138	410
(24)	3	1	1	8
(25)	183	32	19	179
(26)	37	13	16	93
(27)	0	0	1	2
(28)	60	12	14	83
(29)	2	0	0	4
(30)	10	9	6	12
(31)	5	2	2	10
(32)	21	11	9	25
(33)	7	1	0	19

DISTRICT JUSTICE - 2003 LANDLORD/TENANT FILINGS & DISPOSITIONS

	New Cases Filed	Cases Disposed	Disposed By:	
			Trial	Default Judgment
(34) Juniata	37	38	29	3
(35) Lackawanna	1,149	1,142	818	183
(36) Lancaster	3,188	3,132	2,544	47
(37) Lawrence	449	455	331	19
(38) Lebanon	602	578	509	24
(39) Lehigh	3,639	3,567	2,693	272
(40) Luzerne	1,275	1,229	1,002	132
(41) Lycoming	719	708	612	7
(42) McKean	138	137	113	4
(43) Mercer	621	601	471	62
(44) Mifflin	143	146	126	9
(45) Monroe	776	769	643	13
(46) Montgomery	4,282	4,209	2,633	245
(47) Montour	63	59	41	7
(48) Northampton	1,667	1,691	1,400	8
(49) Northumberland	228	224	171	30
(50) Perry	158	157	127	7
(52) Pike	142	135	104	4
(53) Potter	25	21	21	0
(54) Schuylkill	428	424	311	73
(55) Snyder	66	66	47	4
(56) Somerset	207	204	151	26
(57) Sullivan	10	8	8	0
(58) Susquehanna	68	66	48	9
(59) Tioga	84	78	62	3
(60) Union	66	64	49	8
(61) Venango	146	140	126	1
(62) Warren	92	102	87	2
(63) Washington	1,033	1,034	777	161
(64) Wayne	162	156	106	31
(65) Westmoreland	1,508	1,490	1,100	215
(66) Wyoming	54	50	44	5
(67) York	4,580	4,496	3,352	171

	Settled	Dismissal Without Prejudice	Complaint Withdrawn	Cases Pending
(34)	5	1	0	6
(35)	71	28	40	102
(36)	412	77	49	343
(37)	31	67	7	37
(38)	30	9	6	163
(39)	459	108	35	166
(40)	68	17	10	127
(41)	20	28	40	63
(42)	14	3	3	3
(43)	25	15	28	44
(44)	4	5	2	12
(45)	50	50	12	36
(46)	1,014	140	176	685
(47)	9	0	2	5
(48)	199	64	19	64
(49)	16	3	4	15
(50)	16	4	3	9
(52)	5	18	4	7
(53)	0	0	0	6
(54)	23	14	3	35
(55)	9	4	2	6
(56)	20	3	4	14
(57)	0	0	0	0
(58)	3	6	0	4
(59)	5	1	7	8
(60)	5	1	1	11
(61)	1	2	10	19
(62)	6	5	2	8
(63)	64	15	17	65
(64)	11	2	5	33
(65)	108	40	27	94
(66)	0	1	0	4
(67)	737	111	125	424

DISTRICT JUSTICE - 2003 AGE OF PENDING LANDLORD/TENANT ACTIONS

	0-30		31-60		61-90		91-120		121-150		151-180	
	Days	% of Total	Days	% of Total	Days	% of Total	Days	% of Total	Days	% of Total	Days	% of Total
(1) Adams	17	45.9	0	0.0	0	0.0	0	0.0	0	0.0	0	0.0
(2) Allegheny	483	52.0	11	1.2	7	0.8	8	0.9	2	0.2	4	0.4
(3) Armstrong	1	6.3	0	0.0	0	0.0	0	0.0	0	0.0	0	0.0
(4) Beaver	22	36.1	1	1.6	0	0.0	1	1.6	1	1.6	1	1.6
(5) Bedford	2	2.5	0	0.0	0	0.0	0	0.0	0	0.0	0	0.0
(6) Berks	88	57.9	5	3.3	0	0.0	2	1.3	1	0.7	1	0.7
(7) Blair	17	23.9	0	0.0	2	2.8	0	0.0	0	0.0	1	1.4
(8) Bradford	2	20.0	0	0.0	0	0.0	0	0.0	0	0.0	0	0.0
(9) Bucks	257	88.6	14	4.8	3	1.0	1	0.3	0	0.0	1	0.3
(10) Butler	17	16.7	2	2.0	1	1.0	0	0.0	0	0.0	1	1.0
(11) Cambria	21	46.7	2	4.4	2	4.4	0	0.0	0	0.0	0	0.0
(12) Cameron	0	0.0	0	0.0	0	0.0	0	0.0	0	0.0	0	0.0
(13) Carbon	6	66.7	0	0.0	0	0.0	0	0.0	0	0.0	0	0.0
(14) Centre	37	43.5	12	14.1	0	0.0	0	0.0	0	0.0	0	0.0
(15) Chester	88	73.3	7	5.8	1	0.8	3	2.5	1	0.8	0	0.0
(16) Clarion	1	50.0	0	0.0	0	0.0	0	0.0	0	0.0	1	50.0
(17) Clearfield	10	35.7	1	3.6	3	10.7	0	0.0	0	0.0	1	3.6
(18) Clinton	7	87.5	0	0.0	0	0.0	0	0.0	0	0.0	0	0.0
(19) Columbia	10	90.9	0	0.0	0	0.0	0	0.0	0	0.0	0	0.0
(20) Crawford	8	57.1	0	0.0	0	0.0	0	0.0	0	0.0	0	0.0
(21) Cumberland	27	42.9	6	9.5	0	0.0	0	0.0	0	0.0	1	1.6
(22) Dauphin	233	65.3	5	1.4	5	1.4	1	0.3	1	0.3	0	0.0
(23) Delaware	165	40.2	16	3.9	9	2.2	5	1.2	7	1.7	5	1.2
(24) Elk	3	37.5	2	25.0	0	0.0	0	0.0	0	0.0	0	0.0
(25) Erie	62	34.6	2	1.1	2	1.1	2	1.1	1	0.6	1	0.6
(26) Fayette	20	21.5	0	0.0	0	0.0	1	1.1	1	1.1	0	0.0
(27) Forest	0	0.0	0	0.0	0	0.0	0	0.0	0	0.0	0	0.0
(28) Franklin	19	22.9	2	2.4	0	0.0	0	0.0	0	0.0	0	0.0
(29) Fulton	1	25.0	0	0.0	0	0.0	0	0.0	0	0.0	0	0.0
(30) Greene	5	41.7	0	0.0	0	0.0	0	0.0	1	8.3	0	0.0
(31) Huntingdon	6	60.0	0	0.0	0	0.0	0	0.0	0	0.0	0	0.0
(32) Indiana	17	68.0	0	0.0	1	4.0	0	0.0	1	4.0	0	0.0
(33) Jefferson	3	15.8	0	0.0	0	0.0	0	0.0	0	0.0	1	5.3

	181-210		211-240		241-270		271-300		301-330		331-360		Over 360	
	Days	% of Total	Days	% of Total	Days	% of Total	Days	% of Total	Days	% of Total	Days	% of Total	Days	% of Total
(1)	0	0.0	0	0.0	0	0.0	0	0.0	1	2.7	0	0.0	19	51.4
(2)	7	0.8	7	0.8	5	0.5	4	0.4	2	0.2	10	1.1	378	40.7
(3)	0	0.0	0	0.0	0	0.0	1	6.3	0	0.0	0	0.0	14	87.5
(4)	0	0.0	0	0.0	0	0.0	1	1.6	0	0.0	1	1.6	33	54.1
(5)	0	0.0	0	0.0	0	0.0	0	0.0	0	0.0	0	0.0	6	75.0
(6)	0	0.0	3	2.0	2	1.3	1	0.7	1	0.7	0	0.0	48	31.6
(7)	0	0.0	0	0.0	1	1.4	1	1.4	0	0.0	0	0.0	49	69.0
(8)	0	0.0	0	0.0	0	0.0	0	0.0	0	0.0	1	10.0	7	70.0
(9)	0	0.0	0	0.0	0	0.0	1	0.3	0	0.0	0	0.0	13	4.5
(10)	2	2.0	0	0.0	2	2.0	2	2.0	1	1.0	0	0.0	74	72.5
(11)	0	0.0	0	0.0	0	0.0	0	0.0	0	0.0	1	2.2	19	42.2
(12)	0	0.0	0	0.0	0	0.0	0	0.0	0	0.0	0	0.0	0	0.0
(13)	0	0.0	0	0.0	0	0.0	0	0.0	0	0.0	0	0.0	3	33.3
(14)	0	0.0	0	0.0	1	1.2	0	0.0	1	1.2	0	0.0	34	40.0
(15)	0	0.0	0	0.0	0	0.0	0	0.0	0	0.0	1	0.8	19	15.8
(16)	0	0.0	0	0.0	0	0.0	0	0.0	0	0.0	0	0.0	0	0.0
(17)	1	3.6	0	0.0	0	0.0	0	0.0	0	0.0	0	0.0	12	42.9
(18)	0	0.0	0	0.0	0	0.0	0	0.0	0	0.0	0	0.0	1	12.5
(19)	0	0.0	0	0.0	0	0.0	0	0.0	0	0.0	0	0.0	1	9.1
(20)	0	0.0	0	0.0	0	0.0	0	0.0	0	0.0	0	0.0	6	42.9
(21)	0	0.0	0	0.0	0	0.0	0	0.0	1	1.6	0	0.0	28	44.4
(22)	0	0.0	1	0.3	0	0.0	0	0.0	1	0.3	1	0.3	109	30.5
(23)	1	0.2	6	1.5	4	1.0	2	0.5	4	1.0	6	1.5	180	43.9
(24)	0	0.0	0	0.0	0	0.0	0	0.0	0	0.0	0	0.0	3	37.5
(25)	1	0.6	0	0.0	2	1.1	1	0.6	0	0.0	0	0.0	105	58.7
(26)	0	0.0	0	0.0	0	0.0	1	1.1	0	0.0	1	1.1	69	74.2
(27)	0	0.0	0	0.0	0	0.0	0	0.0	0	0.0	0	0.0	2	100.0
(28)	0	0.0	1	1.2	0	0.0	0	0.0	0	0.0	1	1.2	60	72.3
(29)	0	0.0	0	0.0	0	0.0	0	0.0	0	0.0	0	0.0	3	75.0
(30)	0	0.0	1	8.3	0	0.0	0	0.0	0	0.0	1	8.3	4	33.3
(31)	0	0.0	0	0.0	0	0.0	1	10.0	0	0.0	0	0.0	3	30.0
(32)	0	0.0	0	0.0	0	0.0	0	0.0	1	4.0	1	4.0	4	16.0
(33)	1	5.3	0	0.0	0	0.0	0	0.0	0	0.0	0	0.0	14	73.7

DISTRICT JUSTICE - 2003 AGE OF LANDLORD/TENANT ACTIONS

	0-30		31-60		61-90		91-120		121-150		151-180	
	Days	% of Total	Days	% of Total	Days	% of Total	Days	% of Total	Days	% of Total	Days	% of Total
(34) Juniata	1	16.7	0	0.0	0	0.0	0	0.0	0	0.0	0	0.0
(35) Lackawanna	49	48.0	1	1.0	3	2.9	3	2.9	0	0.0	0	0.0
(36) Lancaster	97	28.3	8	2.3	4	1.2	2	0.6	1	0.3	4	1.2
(37) Lawrence	32	86.5	2	5.4	1	2.7	0	0.0	0	0.0	0	0.0
(38) Lebanon	14	8.6	4	2.5	1	0.6	0	0.0	7	4.3	3	1.8
(39) Lehigh	147	88.6	3	1.8	0	0.0	0	0.0	0	0.0	1	0.6
(40) Luzerne	40	31.5	4	3.1	2	1.6	1	0.8	2	1.6	0	0.0
(41) Lycoming	23	36.5	3	4.8	0	0.0	0	0.0	0	0.0	0	0.0
(42) McKean	2	66.7	0	0.0	0	0.0	0	0.0	0	0.0	0	0.0
(43) Mercer	28	63.6	0	0.0	1	2.3	1	2.3	0	0.0	0	0.0
(44) Mifflin	6	50.0	1	8.3	0	0.0	1	8.3	0	0.0	0	0.0
(45) Monroe	28	77.8	1	2.8	0	0.0	0	0.0	0	0.0	0	0.0
(46) Montgomery	103	15.5	9	1.4	11	1.7	5	0.8	3	0.5	7	1.1
(47) Montour	4	80.0	1	20.0	0	0.0	0	0.0	0	0.0	0	0.0
(48) Northampton	40	62.5	3	4.7	2	3.1	1	1.6	0	0.0	0	0.0
(49) Northumberland	9	60.0	2	13.3	0	0.0	1	6.7	0	0.0	0	0.0
(50) Perry	4	44.4	0	0.0	0	0.0	0	0.0	0	0.0	0	0.0
(52) Pike	4	57.1	0	0.0	0	0.0	0	0.0	0	0.0	0	0.0
(53) Potter	2	33.3	0	0.0	1	16.7	0	0.0	0	0.0	0	0.0
(54) Schuylkill	13	37.1	1	2.9	0	0.0	0	0.0	0	0.0	0	0.0
(55) Snyder	1	16.7	0	0.0	1	16.7	0	0.0	0	0.0	0	0.0
(56) Somerset	9	64.3	1	7.1	0	0.0	0	0.0	0	0.0	0	0.0
(57) Sullivan	0	0.0	0	0.0	0	0.0	0	0.0	0	0.0	0	0.0
(58) Susquehanna	1	25.0	1	25.0	1	25.0	0	0.0	0	0.0	0	0.0
(59) Tioga	3	37.5	1	12.5	1	12.5	0	0.0	0	0.0	0	0.0
(60) Union	3	27.3	0	0.0	0	0.0	0	0.0	0	0.0	0	0.0
(61) Venango	6	31.6	2	10.5	0	0.0	0	0.0	0	0.0	0	0.0
(62) Warren	1	12.5	0	0.0	0	0.0	0	0.0	0	0.0	0	0.0
(63) Washington	33	50.8	3	4.6	2	3.1	0	0.0	2	3.1	0	0.0
(64) Wayne	7	21.2	0	0.0	0	0.0	1	3.0	0	0.0	0	0.0
(65) Westmoreland	36	38.3	2	2.1	0	0.0	0	0.0	0	0.0	0	0.0
(66) Wyoming	4	100.0	0	0.0	0	0.0	0	0.0	0	0.0	0	0.0
(67) York	211	49.8	9	2.1	1	0.2	0	0.0	0	0.0	2	0.5

	181-210		211-240		241-270		271-300		301-330		331-360		Over 360	
	Days	% of Total	Days	% of Total	Days	% of Total	Days	% of Total	Days	% of Total	Days	% of Total	Days	% of Total
(34)	0	0.0	0	0.0	0	0.0	0	0.0	0	0.0	0	0.0	5	83.3
(35)	1	1.0	1	1.0	0	0.0	0	0.0	0	0.0	0	0.0	44	43.1
(36)	1	0.3	1	0.3	1	0.3	1	0.3	0	0.0	0	0.0	223	65.0
(37)	0	0.0	0	0.0	0	0.0	0	0.0	0	0.0	0	0.0	2	5.4
(38)	3	1.8	1	0.6	2	1.2	0	0.0	0	0.0	1	0.6	127	77.9
(39)	2	1.2	2	1.2	0	0.0	0	0.0	0	0.0	0	0.0	11	6.6
(40)	3	2.4	0	0.0	0	0.0	3	2.4	0	0.0	2	1.6	70	55.1
(41)	0	0.0	1	1.6	0	0.0	1	1.6	0	0.0	1	1.6	34	54.0
(42)	0	0.0	0	0.0	0	0.0	0	0.0	0	0.0	0	0.0	1	33.3
(43)	0	0.0	0	0.0	0	0.0	0	0.0	0	0.0	0	0.0	14	31.8
(44)	0	0.0	0	0.0	0	0.0	0	0.0	0	0.0	0	0.0	4	33.3
(45)	0	0.0	1	2.8	1	2.8	1	2.8	0	0.0	0	0.0	4	11.1
(46)	5	0.8	3	0.5	3	0.5	3	0.5	2	0.3	6	0.9	505	75.9
(47)	0	0.0	0	0.0	0	0.0	0	0.0	0	0.0	0	0.0	0	0.0
(48)	0	0.0	0	0.0	0	0.0	0	0.0	0	0.0	0	0.0	18	28.1
(49)	0	0.0	0	0.0	0	0.0	0	0.0	0	0.0	0	0.0	3	20.0
(50)	0	0.0	0	0.0	0	0.0	0	0.0	0	0.0	0	0.0	5	55.6
(52)	0	0.0	0	0.0	0	0.0	0	0.0	0	0.0	0	0.0	3	42.9
(53)	0	0.0	0	0.0	0	0.0	1	16.7	0	0.0	0	0.0	2	33.3
(54)	0	0.0	1	2.9	0	0.0	0	0.0	0	0.0	0	0.0	20	57.1
(55)	0	0.0	0	0.0	0	0.0	0	0.0	0	0.0	0	0.0	4	66.7
(56)	0	0.0	0	0.0	0	0.0	0	0.0	0	0.0	0	0.0	4	28.6
(57)	0	0.0	0	0.0	0	0.0	0	0.0	0	0.0	0	0.0	0	0.0
(58)	0	0.0	1	25.0	0	0.0	0	0.0	0	0.0	0	0.0	0	0.0
(59)	0	0.0	0	0.0	0	0.0	0	0.0	0	0.0	0	0.0	3	37.5
(60)	0	0.0	1	9.1	0	0.0	0	0.0	0	0.0	0	0.0	7	63.6
(61)	0	0.0	0	0.0	0	0.0	1	5.3	0	0.0	0	0.0	10	52.6
(62)	0	0.0	0	0.0	0	0.0	0	0.0	0	0.0	0	0.0	7	87.5
(63)	0	0.0	0	0.0	0	0.0	0	0.0	0	0.0	0	0.0	25	38.5
(64)	1	3.0	0	0.0	0	0.0	0	0.0	0	0.0	0	0.0	24	72.7
(65)	1	1.1	2	2.1	1	1.1	0	0.0	2	2.1	1	1.1	49	52.1
(66)	0	0.0	0	0.0	0	0.0	0	0.0	0	0.0	0	0.0	0	0.0
(67)	1	0.2	0	0.0	1	0.2	0	0.0	2	0.5	0	0.0	197	46.5

DISTRICT JUSTICE - 2003 ORDERS OF EXECUTION & POSSESSION

	<u>Civil Action</u>			<u>Landlord/Tenant</u>				<u>Civil Action</u>			<u>Landlord/Tenant</u>				
	Execution	Execution	Possession	Execution	Execution	Possession		Execution	Execution	Possession	Execution	Execution	Possession		
Adams	81	10	111	Juniata	56	4	9	Lackawanna	118	6	482	Lancaster	1,064	71	1,406
Allegheny	2,719	256	6,997	Lawrence	83	2	176	Lebanon	418	53	309	Lehigh	248	43	1,362
Armstrong	87	18	48	Luzerne	470	49	510	Lycoming	231	48	240	McKean	86	7	28
Beaver	173	56	630	Mercer	251	45	222	Mifflin	118	21	60	Montgomery	1,193	70	1,369
Bedford	79	1	22	Monroe	216	21	308	Montour	18	1	17	Northampton	249	30	698
Berks	513	57	1,198	Northumberland	131	17	77	Perry	46	1	72	Cambria	165	10	212
Blair	203	15	227	Pike	28	6	63	Potter	34	0	6	Cameron	56	1	1
Bradford	221	32	67	Schuylkill	291	34	155	Snyder	100	7	25	Carbon	185	10	95
Bucks	780	41	1,620	Somerset	88	17	51	Susquehanna	62	7	20	Centre	182	34	119
Butler	124	42	165	Sullivan	2	1	4	Tioga	66	14	20	Chester	665	60	745
Cambria	165	10	212	Union	79	2	14	Westmoreland	473	103	614	Clarion	30	3	6
Cameron	56	1	1	Venango	88	16	51	Wyoming	30	13	13	Clearfield	235	16	60
Carbon	185	10	95	Warren	64	5	32	York	249	21	1,788	Clinton	41	9	45
Centre	182	34	119	Washington	186	42	474					Columbia	265	16	84
Chester	665	60	745	Wayne	168	21	58					Crawford	207	15	71
Clarion	30	3	6									Cumberland	7	0	447
Clearfield	235	16	60									Dauphin	80	8	2,500
Clinton	41	9	45									Delaware	488	22	1,723
Columbia	265	16	84									Elk	74	0	15
Centre	182	34	119									Erie	405	99	1,089
Chester	665	60	745									Fayette	1	0	212
Clarion	30	3	6									Forest	1	1	0
Clearfield	235	16	60									Franklin	205	51	228
Clinton	41	9	45									Fulton	30	1	11
Columbia	265	16	84									Greene	49	1	35
Centre	182	34	119									Huntingdon	21	3	41
Chester	665	60	745									Indiana	89	6	117
Clarion	30	3	6									Jefferson	103	10	22
Clearfield	235	16	60												

DISTRICT JUSTICE - 2003 EMERGENCY PROTECTION FROM ABUSE

	Filed	Granted	%	Denied	%		Filed	Granted	%	Denied	%
Adams	11	11	100.0	0	0.0	Juniata	3	3	100.0	0	0.0
Allegheny	2,335	2,252	96.4	83	3.6	Lackawanna	95	95	100.0	0	0.0
Armstrong	29	29	100.0	0	0.0	Lancaster	17	17	100.0	0	0.0
Beaver	163	160	98.2	3	1.8	Lawrence	17	17	100.0	0	0.0
Bedford	8	8	100.0	0	0.0	Lebanon	31	31	100.0	0	0.0
Berks	801	641	80.0	160	20.0	Lehigh	364	361	99.2	3	0.8
Blair	30	30	100.0	0	0.0	Luzerne	143	143	100.0	0	0.0
Bradford	45	45	100.0	0	0.0	Lycoming	18	18	100.0	0	0.0
Bucks	21	21	100.0	0	0.0	McKean	10	10	100.0	0	0.0
Butler	20	17	85.0	3	15.0	Mercer	31	29	93.5	2	6.5
Cambria	1	1	100.0	0	0.0	Mifflin	3	3	100.0	0	0.0
Cameron	3	3	100.0	0	0.0	Monroe	9	9	100.0	0	0.0
Carbon	25	25	100.0	0	0.0	Mongtomery	82	81	98.8	1	1.2
Centre	58	56	96.6	2	3.4	Montour	8	8	100.0	0	0.0
Chester	66	65	98.5	1	1.5	Northampton	145	142	97.9	3	2.1
Clarion	0	0	0.0	0	0.0	Northumberland	11	11	100.0	0	0.0
Clearfield	15	15	100.0	0	0.0	Perry	4	4	100.0	0	0.0
Clinton	25	23	92.0	2	8.0	Pike	140	122	87.1	18	12.9
Columbia	32	32	100.0	0	0.0	Potter	22	22	100.0	0	0.0
Crawford	2	2	100.0	0	0.0	Schuylkill	36	35	97.2	1	2.8
Cumberland	5	5	100.0	0	0.0	Snyder	9	9	100.0	0	0.0
Dauphin	0	0	0.0	0	0.0	Somerset	8	8	100.0	0	0.0
Delaware	198	194	98.0	4	2.0	Sullivan	4	4	100.0	0	0.0
Elk	2	2	100.0	0	0.0	Susquehanna	23	20	87.0	3	13.0
Erie	39	37	94.9	2	5.1	Tioga	7	7	100.0	0	0.0
Fayette	10	9	90.0	1	10.0	Union	11	11	100.0	0	0.0
Forest	0	0	0.0	0	0.0	Venango	39	37	94.9	2	5.1
Franklin	5	5	100.0	0	0.0	Warren	15	15	100.0	0	0.0
Fulton	1	1	100.0	0	0.0	Washington	12	12	100.0	0	0.0
Greene	7	7	100.0	0	0.0	Wayne	150	150	100.0	0	0.0
Huntingdon	18	18	100.0	0	0.0	Westmoreland	306	305	99.7	1	0.3
Indiana	0	0	0.0	0	0.0	Wyoming	26	25	96.2	1	3.8
Jefferson	12	12	100.0	0	0.0	York	6	6	100.0	0	0.0

PHILADELPHIA MUNICIPAL COURT

MISDEMEANOR/FELONY

	<u>1999</u>	<u>2000</u>	<u>2001</u>	<u>2002</u>	<u>2003</u>
Filed	59,608	61,196	65,017	63,376	56,953
Disposed	57,746	60,032	64,061	63,920	57,923
Year-End Pending	18,581	19,745	20,701	20,157	19,187
Cases Disposed By:					
Nol Pros/Withdrawn Dismissed (Trial Docket)	12,839	10,306	6,829	8,748	6,465
Nol Pros/Withdrawn Dismissed (Preliminary Hearing Docket)	11,101	14,590	18,658	8,500	11,810
Held for Court	15,133	16,292	16,599	17,215	14,442
ARD	5,024	5,490	6,628	6,155	5,594
Guilty Plea	1,770	1,773	1,791	1,910	1,762
Trial	11,430	11,056	12,960	20,846	17,340
Other	449	525	596	546	510

SUMMARY AND PRIVATE CRIMINAL COMPLAINTS

Filed	20,238	19,410	18,170	14,668	19,488
Disposed	19,874	19,204	18,620	13,317	20,555
Year- End Pending	3,394	3,600	3,150	4,501	3,434

CIVIL COMPLAINTS

Filed	161,162	144,088	135,475	125,395	128,484
Disposed	163,560	143,563	140,884	122,953	139,465
Year- End Pending	24,195	24,720	19,311	21,753	10,772

EMERGENCY PROTECTION FROM ABUSE PETITIONS

Filed	3,823	3,778	4,452	4,286	4,925
Granted	3,676	3,642	4,339	4,172	4,865
Denied	147	136	113	114	60

AGE OF PENDING MISDEMEANOR/FELONY CASES: 12/31/03

AWAITING PRELIMINARY HEARING			AWAITING TRIAL		
0 - 30 Days	3,781	40.7%	0 - 30 Days	1,442	14.3%
31 - 60 Days	2,466	27.0%	31 - 60 Days	1,784	17.7%
61 - 90 Days	822	9.0%	61 - 90 Days	1,745	17.3%
91 - 120 Days	566	6.2%	91 - 120 Days	1,321	13.1%
Over 120 Days	1,562	17.1%	Over 120 Days	3,790	37.6%
SUBTOTAL	9,134	100.0%	SUBTOTAL	10,082	100.0%

2003 PHILADELPHIA TRAFFIC COURT

New Cases Filed	292,578
Cases Disposed	566,648
Trial: Guilty	361,997
Trial: Not Guilty	119,824
Guilty Plea	70,335
Dismissal	70
Prosecution Withdrawn	12,595
Other	1,827
Age of Pending Cases	
0-30 Days	8,952
31-60 Days	9,169
61-90 Days	5,157
91-120 Days	2,941
121-150 Days	2,246
151-180 Days	2,090
181-210 Days	3,114
211-240 Days	2,437
241-270 Days	2,684
271-300 Days	1,948
301-330 Days	2,929
331-360 Days	2,735
Over 360 Days	576,806
Active Cases With Payment Plans	12,054
License Suspensions	
Notices Issued	249,369
Suspensions Confirmed by PennDOT	285,501
License Reinstatements through Traffic Court	228,569

2003 PITTSBURGH MAGISTRATES COURT

CITY COURT *

Misdemeanor/Felony Cases	6,664
Domestic Cases	1,224
Summary Cases	3,709

HOUSING COURT

Summary Cases	5,129
Housing Clinic Cases	50

TRAFFIC COURT **

Misdemeanor Cases (DUI)	1,593
Citations (Moving Violations)	20,579
Citations (Parking Violations) ***	303,924

<i>TOTAL</i>	342,872
---------------------	----------------

* Not an official count, AOPC District Justice System deployed in Pittsburgh Magistrates Court effective July 2003. Methods of counting cases differ from previous manual system.

** Not an official count, AOPC District Justice System deployed in Pittsburgh Magistrates Court effective April 2003. Methods of counting cases differ from previous manual system.

*** Includes parking tickets written by the Pittsburgh Parking Authority.

JUDICIAL
DISTRICT
POPULATION,
TRIAL COURT
JUDGESHIPS
&
DISTRICT
JUSTICE
COMPLEMENTS

[This page intentionally left blank for printing purposes]

JUDICIAL DISTRICT POPULATION, TRIAL COURT & DISTRICT JUSTICE COMPLEMENTS

Judicial District	2000 Population (a)	Authorized Trial Court Judgeships (b)	Authorized District Justice Positions (b)	Judicial District	2000 Population (a)	Authorized Trial Court Judgeships (b)	Authorized District Justice Positions (b)
Adams	91,292	3	4	Jefferson	45,932	1	3
Allegheny	1,281,666	41	54 (c)	Juniata-Perry	66,423	2	5
Armstrong	72,392	2	4	Lackawanna	213,295	7	11
Beaver	181,412	6	9	Lancaster	470,658	12	20
Bedford	49,984	2	4	Lawrence	94,643	4	5
Berks	373,638	12	18	Lebanon	120,327	4	7
Blair	129,144	4	7	Lehigh	312,090	9	14
Bradford	62,761	2	4	Luzerne	319,250	9	18
Bucks	597,635	11	18	Lycoming	120,044	5	6
Butler	174,083	5	5	McKean	45,936	1	4
Cambria	152,598	5	10	Mercer	120,293	3	5
Cameron-Elk	41,086	1	3	Mifflin	46,486	1	2
Carbon	58,802	2	4	Monroe	138,687	5	10
Centre	135,758	3	5	Montgomery	750,097	20	30
Chester	433,501	11	17	Northampton	267,066	7	15
Clarion	41,765	1	4	Northumberland	94,556	3	5
Clearfield	83,382	2	4	Philadelphia	1,517,550	93	0 (d)
Clinton	37,914	2	3	Pike	46,302	1	4
Columbia-Montour	82,387	2	5	Potter	18,080	1	4
Crawford	90,366	3	6	Schuylkill	150,336	6	8
Cumberland	213,674	5	8	Snyder-Union	79,170	2	4
Dauphin	251,798	8	14	Somerset	80,023	3	5
Delaware	550,864	18	35	Sullivan-Wyoming	34,636	1	4
Erie	280,843	9	15	Susquehanna	42,238	1	3
Fayette	148,644	5	13	Tioga	41,373	1	3
Forest-Warren	48,809	2	6	Venango	57,565	2	4
Franklin-Fulton	143,574	4	9	Washington	202,897	5	12
Greene	40,672	2	3	Wayne	47,722	1	4
Huntingdon	45,586	1	4	Westmoreland	369,993	11	19
Indiana	89,605	2	4	York	381,751	11	18
				TOTAL	12,281,054	408	551

(a) Source: U.S. Census Bureau. Please see the U.S. Census Bureau website (www.census.gov) for recent county population estimates and projections.

(b) Authorized Trial Court judgeships and District Justice positions as of December 2003.

(c) In addition to 54 District Justices, the City of Pittsburgh has 6 Magistrates.

(d) Philadelphia County does not have District Justices. The Special courts are Municipal Court with 25 judgeships and Traffic Court with 7 judgeships.

[This page intentionally left blank for printing purposes]

GLOSSARY

[This page intentionally left blank for printing purposes]

E, Estimate

Indicates precise figures are unavailable and approximation techniques have been employed (e.g., sampling).

n/a, Not Available

Indicates data have not been reported to AOPC.

O, Overinclusive

Indicates the number of cases reported is overstated. The required breakdown of case categories was unavailable.

R, Revised

Indicates the number of cases reported pending as of 1/1/03 has been revised from the number reported pending as of 12/31/02, published in the 2002 CASELOAD STATISTICS OF THE UNIFIED JUDICIAL SYSTEM OF PENNSYLVANIA.

SUPREME COURT OF PENNSYLVANIA

Allocatur Docket

The docket for petitions seeking discretionary review of decisions by the intermediate appellate courts (i.e. the Commonwealth Court in its appellate capacity or Superior Court).

Ancillary Petition

A petition filed on an open docket seeking relief apart from the requested relief on the merits (e.g., a petition for an extension of time to file a response).

Capital Case

A case wherein a capital sentence has been imposed by a court of common pleas.

Direct Appeal

An appeal directly to the Supreme Court from the trial court that is authorized by the constitution or a statute.

Disciplinary Matter

A matter that involves attorney disciplinary cases as prosecuted by the Office of Disciplinary Counsel.

Full Opinion

The Court's disposition of a case containing a written explanation of its rationale.

King's Bench Review

A discretionary review undertaken by the Supreme Court of a matter pending in a lower tribunal. Such review can be by way of petition or by the Court's own initiative.

Petition for Allowance of Appeal (PAA)

An appeal which seeks to invoke the Court's discretionary jurisdiction to appeal.

Per Curiam

Translates as "By the Court" and refers to an action of the whole court as opposed to an opinion or order by an individual Justice or Justices.

Petition for Review

Petitions filed seeking review of a government agency or lower court. They are filed under Rule 123 or under Chapter 15 of the Pennsylvania Rules of Appellate Procedure.

Rule 213 Order

Refers to the Rule of Disciplinary Enforcement 213 governing the Supreme Court's enforcement of a subpoena in a disciplinary proceeding.

Summary Disposition

The Court's disposition of a case without seeking brief or argument; occurs when the right of the applicant is clear and the Court's decision needs little or no explanation.

Supreme Court Original Jurisdiction

The limited jurisdiction described in the Judicial Code at 42 Pa. C.S. § 721, which includes habeas corpus, actions in mandamus and prohibition directed to courts of inferior jurisdiction, and actions in quo warranto.

COMMON PLEAS CRIMINAL

Age of Pending Cases

A breakdown of the active criminal caseload by the interval of time elapsed from the date the case is filed in the clerk of court's office to the end of the year (12/31/03). Note that age as defined here does not include lower court time elapsed from complaint or arrest until filing at the common pleas level.

ARD (Accelerated Rehabilitative Disposition)

A disposition category for cases in which the defendant is accepted into a state or county ARD program, which is a pre-trial diversionary program similar to probation. Upon successful completion of all conditions of the program, the defendant may petition the court to dismiss the charges.

Case (Common Pleas Criminal)

A **Misdemeanor** or **Felony** case held for or waived to common pleas court after a **Preliminary Hearing**, waiver of a preliminary hearing or a transfer from juvenile court. The unit of count is the individually numbered docket transcript (OTN). Cases are counted as **New Cases Received** at the date of filing in the clerk of court's office. **Cases Reopened** refers to the number of cases previously counted as disposed which have been reactivated at the common pleas level, such as those involving fugitives returned. **Cases Pending** refers to the number of active cases at the common pleas level which have not been adjudicated. **Cases Disposed** refers to the number of terminations of cases pending at the common pleas level; counted when the judge accepts a guilty plea, renders a verdict, the jury returns a verdict, or the case is otherwise adjudicated, transferred out of common pleas criminal court, or placed in inactive status. A common pleas disposition is counted at the time of adjudication and not at the time of sentencing. **Cases Awaiting Sentence** refers to those cases in which a guilty verdict has been rendered or a guilty plea accepted, but for which the penalty has not yet been imposed.

Dismissal

A disposition category for cases in which:

- 1) (**Dismissal**) the jurisdiction of the court is terminated by the court; or
- 2) (**Nol Pros, Nolle Prosequi**) a formal notice upon the record that the prosecution will not proceed with the case that has been accepted by the court; or
- 3) a **Demurrer** is sustained, the case is quashed, etc.

Felony

A statutory class of crime generally more serious than a **Misdemeanor**. For reporting purposes, murder of the first degree is counted with felonies.

Guilty Plea

A disposition category for cases in which the defendant admits having committed an offense for which he is charged, or admits to a lesser **Felony, Misdemeanor** or summary offense.

Inactive Case

A disposition category for cases in which the defendant has been unavailable for court processing for a minimum of 45 days, including defendants declared fugitive, those in the military, those in the custody of another jurisdiction, etc.

Jury Trial

A disposition category for cases adjudicated by the verdict of a jury.

Misdemeanor

A statutory class of crime generally more serious than a summary offense and less serious than a **Felony**. The maximum term of imprisonment for a misdemeanor may not exceed five years. For a summary offense, the maximum term of imprisonment may not exceed 90 days.

Non-Jury Trial

A disposition category for cases adjudicated by the verdict of a judge.

Other (Disposition)

A residual disposition category which includes transfers to Juvenile Court, death of defendant, etc.

Preliminary Hearing

A hearing by a judicial officer to determine whether a person charged with a crime should be held for trial in common pleas court.

Rule 600

A disposition category for cases dismissed under Pennsylvania Rule of Criminal Procedure 600 (Prompt Trial).

COMMON PLEAS CIVIL

Age of Pending Trial-Ready Cases

A breakdown of the **Trial-Ready** caseload by the interval of time elapsed from the date the case is certified or **Praeciped for Trial** or otherwise determined to be trial-ready to year-end (12/31/03).

Arbitrated Cases

A category for those **Cases Docketed** which are **Civil Actions** disposed by a Board of Arbitrators following an evidentiary hearing. Note that these cases are counted at disposition, not at referral to arbitration.

Arbitration Appeal

A category for those civil cases appealed de novo from an arbitration award; counted when the case is determined to be trial-ready.

Cases Docketed

The number of **Civil Actions** or actions in **Equity** which have been filed in the prothonotary's office and which are intended to be litigated. At this initial point, cases are not yet trial-ready.

Cases Pending

The number of civil **Trial-Ready Cases** which were not disposed as of 12/31/03.

Civil Action

A category of civil cases in which an action is brought to enforce, redress or protect private rights. It is an action heretofore asserted in assumpsit or trespass (see Pennsylvania Rule of Civil Procedure 1001).

Disposition

- (1) Of an **Arbitrated Case**: the decision by a Board of Arbitrators following an evidentiary hearing;
- (2) Of a **Trial-Ready Case**: termination of the case by a verdict reached by a judge or a jury, a settlement reached by the litigants, the striking of the case from the trial-ready list, or other action which resolves the issues of the case.

Equity

A category of civil cases in which an action is brought whereby the plaintiff generally seeks equitable relief (e.g., specific performance, injunctions).

Jury Trial

A disposition category for **Trial-Ready Cases** resolved by the verdict of a jury.

New Cases Filed

The number of cases in which counsel has indicated to the court during the year that the case is ready to go to trial; or, for those counties which do not certify or **Praeipice for Trial** or for pre-trial, the number of cases placed on the trial list during the year.

Non-Jury Trial

A disposition category for **Trial-Ready Cases** resolved by the verdict of a judge.

Other (Civil Case)

A residual category of civil cases which are neither Civil Actions nor Equity cases. This category includes mandamus, replevin, mortgage foreclosure, paternity, etc., but does not include support, custody, visitation, or divorce cases, which are included in the Family Court section.

Other (Disposition)

A residual disposition category for **Trial-Ready Cases** that includes transfers to arbitration, transfers to inactive status, etc.

Praeipice for Trial

A form indicating to the prothonotary that a civil case should be placed on a trial list. See **New Cases Filed, Trial-Ready Case**.

Restored Cases

A category of civil cases which have been restored (re-certified or re-praeiciped) to a trial list after having been **Stricken** from the list.

Settlements

A disposition category for **Trial-Ready Cases** in which the litigants in the dispute come to an agreement over the issues at stake.

Stricken

A disposition category for **Trial-Ready Cases** removed from the trial-ready list.

Trial-Ready Case

A **Civil Action, Equity, or Other** civil case which is certified or **Præciped for Trial** or for pre-trial; or, for those counties which do not certify or præcipe, a civil action, equity, or other civil case which has been placed on the trial list.

FAMILY COURT

Abuse/Neglect

A type of juvenile **Dependency** case that alleges non-accidental physical or mental injuries to a child. Abuse/Neglect cases include allegations of sexual abuse or exploitation; abandonment; insufficient food, housing, medical care, shelter or supervision which endangers the child's life or development; parent's inability to care for a child due to his or her own mental health, etc.

Cases Filed

See specific classifications (**Custody/Partial Custody/Visitation, Delinquency, Dependency, Divorce, Protection From Abuse, and Support**) for a definition of cases filed by category.

Cases Processed

See specific classifications (**Custody/Partial Custody/Visitation, Delinquency, Dependency, Divorce, Protection From Abuse, and Support**) for a definition of cases processed by category.

Conference Officer

In support cases: A type of **Non-Judicial Officer** who conducts an office conference pursuant to Pa.R.C.P.1910.11. A **Support** petition is considered disposed by a conference officer if 1) an agreement is reached during an office conference and the court approves the agreement; or 2) no party requests a hearing within ten days after an office conference.

Custody/Partial Custody/Visitation

A category of cases which are legal proceedings to determine the right:

- 1) (**Custody**) to keep, control, guard, care for and preserve a child;
- 2) (**Partial Custody**) to take possession of a child from the custodial person for a specified length of time;
- 3) (**Visitation**) to visit a child, without the right to remove a child from custodial person's control.

Cases Filed are counted when a complaint or petition to modify an existing order is filed. **Cases Processed** are counted when a final order (or equivalent) has been issued adjudicating the complaint or petition.

Delinquency

A classification of juvenile case which involves an act by an individual under the age of 18 which has been designated as a crime under Pennsylvania law or under local ordinances (see 42 Pa. C.S. § 6302 for a more extensive definition of "delinquency"). **Cases Filed** are counted at

referral to a juvenile intake officer. **Cases Processed** are counted when the juvenile intake officer informally adjusts the case, or when a master or judge adjudicates the case after the filing of a petition by the juvenile intake officer.

Dependency

A classification of juvenile case which involves the absence of the proper parental care or supervision necessary for the physical, mental, emotional, or moral health of an individual under 18 years of age (see 42 Pa. C.S. § 6302 for a more extensive definition of "dependency"). Dependency cases are separated into two categories: **Abuse/Neglect** and **Status Offense**. In both categories, **Cases Filed** are counted when a petition is filed. **Cases Processed** are counted when an order is issued adjudicating the petition.

Divorce

A legal proceeding to dissolve a marriage. **Cases Filed** are counted when a complaint is filed. **Cases Processed** are counted when a final decree or order is issued granting or denying the divorce.

Hearing Officer

In support cases: A type of **Non-Judicial Officer**, an attorney, who conducts a hearing pursuant to Pa.R.C.P.1910.12. A **Support** petition is considered disposed by a hearing officer if no party files an exception to any part of the resulting interim order.

Judge

A disposition category referring to the number of cases processed by a judge.

Non-Judicial Officer

A disposition category referring to cases processed following a conference or a hearing before a **Hearing Officer**, **Conference Officer**, intake officer, master, or mediator.

Other (Disposition)

A residual disposition category which includes transferred, withdrawn, or discontinued cases; Pa. R.J.A. 1901 dismissals; and agreements or stipulations of the parties crafted without the assistance of the court; etc.

Protection From Abuse

Cases in which a plaintiff has petitioned the court of common pleas requesting relief from abuse by the defendant. Abuse occurs between family or household members, intimate partners, or persons who share biological parenthood (see 23 Pa. C.S. § 6102 for a more extensive definition

of “abuse”). **Cases Filed** refer to the number of petitions filed with the prothonotary during the year, regardless of the number of protected persons listed on the petition. Not included are indirect criminal contempt actions or ancillary petitions such as petitions to modify, extend or terminate an existing order. **Cases Disposed** are counted when a final order is entered by the court or the petition is dismissed, denied, withdrawn, or otherwise terminated.

Disposition categories for Protection From Abuse cases are:

- 1) **Final Order After Hearing** - a disposition category for cases which were disposed after a final hearing;
- 2) **Final Order by Stipulation or Agreement** - a disposition category for cases which were resolved by stipulation or consent agreement, whether or not a hearing had begun before the court;
- 3) **Dismissed/Withdrawn** - a disposition category for cases which have been dismissed, denied, or terminated by the court or withdrawn by the parties. Also included are requests for temporary orders that have been denied and a final hearing has not been granted; and
- 4) **Other** - a residual disposition category which includes cases transferred to another jurisdiction, or deceased plaintiff or defendant.

Status Offense

A type of juvenile **Dependency** case that addresses acts or conduct which are recognized to be offenses, but only when committed or engaged in by juveniles and which can be adjudicated only by a juvenile court. Examples of status offenses are curfew violations, incorrigibility, juveniles alleged to be runaways, truancy, uncontrollable behavior, etc.

Support

Those cases in which a complaint has been filed requesting the court to require maintenance of a spouse or child by a person required by law to provide such maintenance. **Cases Filed** are counted at the filing of a complaint or petition, and include local and incoming reciprocal cases, petitions for modification or termination, and alimony pendente lite. **Cases Processed** are counted when an order has been issued adjudicating the complaint or petition.

ORPHANS' COURT

Account

A statement prepared by a **Fiduciary** at the close of his or her administration of an estate to reflect transactions that have occurred. The statement is presented to the court as part of the process whereby the fiduciary seeks discharge from liability for the events disclosed. **Cases Filed** refers to the number of account statements filed with the Orphans' Court Clerk during the year. **Cases Disposed** refers to the number of accounts confirmed (i.e., a confirmation is a judicial determination that the account filed is in proper order).

Adoption

A legal proceeding in which a child's rights and duties toward his or her birth parents are terminated and similar rights and duties toward his or her adoptive parents are substituted. **Cases Filed** refers to the number of petitions for adoption filed during the year. **Cases Disposed** refers to the number of final decrees entered either granting or denying a petition.

Appointment of Guardians

A proceeding through which a determination is made regarding an individual's capacity to make or communicate a responsible decision that concerns his or her person or property (see **Incapacitated Person**). **Cases Filed** refers to the number of petitions for the appointment of a guardian (see **Fiduciary**) for a person or estate filed during the year. NOT included are petitions for the appointment of a guardian for the person or estate of a minor; petitions to appoint a guardian ad litem; petitions to adjudicate a person competent who was previously adjudged incompetent; petitions for the sale, exchange, mortgage or lease of real property; and so on. **Cases Disposed** refers to the number of orders issued adjudicating pending petitions.

Cases Disposed

See specific classifications (**Account, Adoption, Relinquishment/Termination, Appointment of Guardians**) for a definition of cases disposed by category.

Cases Filed

See specific classifications (**Account, Adoption, Relinquishment/Termination, Appointment of Guardians**) for a definition of cases filed by category.

Fiduciary

A person or institution with a legal responsibility for the money or property of another. The term includes executors, administrators, guardians, and trustees subject to the jurisdiction of the Orphans' Court Division.

Incapacitated Person

An adult whose ability to receive and evaluate information effectively and communicate decisions in any way is impaired to such a significant extent that he or she is partially or totally unable to manage financial resources or meet essential requirements for physical health and safety.

Judge (Contested)

A disposition category referring to the number of cases in which disputed issues of fact were resolved in a hearing before a judge.

Non-Judicial Officer (Contested)

A disposition category referring to the number of cases in which disputed issues of fact were resolved before a quasi-judicial officer (e.g., auditor, master or examiner).

Other (Disposition)

A residual disposition category that includes petitions withdrawn, cases discontinued, cases transferred, and respondent deceased, etc.

Relinquishments/Terminations

Relinquishment is the voluntary ending of the rights of a parent with respect to his or her child.

Termination is the involuntary ending of the rights of a parent with respect to his or her child.

Cases Filed refers to the number of petitions filed either to relinquish or to terminate parental rights during the year. **Cases Disposed** refers to the number of final decrees entered either granting or denying the petition.

Uncontested

A disposition category referring to the number of cases disposed in which there were no evidentiary hearings.

JURY UTILIZATION

Average Jury Fees Per Trial

An overall measure of juror usage; calculated by dividing **Juror Fees Incurred** by the number of **Jury Trials Begun**.

Juror Days

The number of prospective jurors reporting to the courthouse in anticipation of voir dire. If a juror reported more than once, each day is counted.

Juror Days Per Voir Dire Starts

The average number of prospective jurors needed for one voir dire; calculated by dividing **Juror Days** by **Voir Dires Begun**.

Jury Fees Incurred

Juror fees incurred by the county and the state this year.

Jury Trials Begun

Number of jury trials begun this year.

Number Sent To Voir Dire

The number of prospective jurors sent to voir dire. If a juror was sent more than once, each voir dire attended is counted.

Percent Zero Panel Days

The percentage of **Pool Days** in which prospective jurors reported to the courthouse, but no voir dire was begun; calculated by dividing **Zero Panel Days** by **Pool Days** and multiplying by 100.

Pool Days

The number of days prospective jurors reported to the courthouse in anticipation of voir dire.

Sworn Jurors

The number of jurors sworn for trial. If a juror was sworn more than once, each swearing-in is counted.

Trial Attendance Rate

The percentage of jurors in voir dire selected to serve on a jury; calculated by dividing **Sworn Jurors** by the **Number Sent To Voir Dire** and multiplying by 100.

Voir Dire Attendance Rate

The percentage of prospective jurors sent to voir dire; calculated by dividing the **Number Sent To Voir Dire** by **Juror Days** and multiplying by 100.

Voir Dires Begun

The number of voir dires begun this year.

Zero Panel Days

The number of days prospective jurors reported to the courthouse in which no voir dires were begun.

DISTRICT JUSTICE

Age of Pending Cases

A breakdown of the active district justice caseload by the interval of time elapsed from the date the case is filed in the district justice office to the end of the year (12/31/03).

Bound To Court

A disposition category referring to the number of **Criminal Cases** for which a prima facie was established and the defendant was held for court.

Cases Disposed

The number of cases in which a district justice renders a decision, a guilty plea is entered, or some other final decision is made. A case is counted as disposed even though all fines and costs may not have been collected.

Cases Filed

The number of cases initiated during the year. **Traffic** and **Non-Traffic** cases are initiated by a citation. **Civil Complaint**, **Landlord/Tenant Action**, and **Private Criminal Complaint** cases are initiated by a complaint. **Emergency Protection From Abuse** cases are initiated by petition. The individually numbered docket transcript (OTN) is the unit of count for **Criminal** cases.

Civil Complaint

A civil action involving a claim of \$8,000 or less.

Complaint Withdrawn

A disposition category for **Civil Complaints** and **Landlord/Tenant Actions**, referring to the number of cases in which the plaintiff withdrew the complaint.

Criminal Case

The set of **Felony**, **Misdemeanor** or **Escalating Summary** charges arising from a single criminal incident. When an incident involves co-defendants, the prosecution of each defendant is counted separately (i.e., only one defendant per case).

Default Judgment

A disposition category for Civil Complaints, and Landlord/Tenant Actions, referring to the number of cases in which a judgment was entered for the plaintiff because the defendant did not appear.

Denied

A disposition category for **Emergency Protection From Abuse** cases, referring to the number of emergency petitions in which an immediate and present danger of abuse to the plaintiff and/or minor children was not found by the district justice or Philadelphia Municipal Court judge.

Dismissal

A disposition category for **Criminal, Private Criminal Complaints, Traffic** and **Non-Traffic Citations**, referring to the number of cases dismissed or discharged by the district justice.

Dismissal Without Prejudice

A disposition category for **Civil Complaints** and **Landlord/Tenant Actions** which does not bar the complainant from bringing suit again on the same cause of action.

Emergency Protection From Abuse

A type of case in which the plaintiff petitions for emergency relief from abuse by the defendant. Immediate and present danger of abuse to the plaintiff and/or minor children constitutes cause for an emergency protection order.

Felony/Misdemeanor/Escalating Summary

A **Felony** is a statutory class of crime generally more serious than a misdemeanor; murder of the first degree is also counted with felonies. A **Misdemeanor** is a statutory class of crime generally more serious than a summary offense and less serious than a felony. The maximum term of imprisonment for a misdemeanor may not exceed five years. For a **Summary Offense**, the maximum term of imprisonment may not exceed 90 days. An **Escalating Summary** is a charge (e.g., retail or library theft) for which the grading as a summary or misdemeanor/felony is determined by the defendant's criminal history.

Granted

A disposition category for **Emergency Protection From Abuse** cases, referring to the number of emergency petitions in which an immediate and present danger of abuse to the plaintiff and/or minor children was found by the district justice or Philadelphia Municipal Court judge.

Guilty Plea

A disposition category for **Criminal, Private Criminal Complaints, Traffic** and **Non-Traffic Citations** referring to the number of cases in which the defendant admits having committed the offense for which he is charged. For **Traffic** and **Non-Traffic Citations**, guilty pleas include defendants submitting payment of fines and costs without pleading guilty on the citation forms.

Landlord/Tenant Action

Action of landlord/lessor against a tenant/lessee for the recovery of real property. The complaint may include a claim for rent due unpaid. Also, included in this category are defendant claims against the plaintiff arising from occupancy of the premise.

Non-Traffic Citation

A summary offense in which charges are initiated by a police officer, other than those classified under **Traffic Citation**.

Order of Execution

The enforcement of a civil money judgment. The defendant's property is sold to satisfy the judgment.

Order of Possession

The enforcement of a **Landlord/Tenant Action** for possession of property.

Other (Disposition)

A residual disposition category which includes transfers to another jurisdiction, death of a defendant, etc.

Private Criminal Complaint

A summary offense in which charges are initiated by a private citizen.

Prosecution Withdrawn

A disposition category for **Criminal, Private Criminal Complaints, Traffic** and **Non-Traffic Citations** referring to cases in which the prosecutor formally withdraws the charges.

Settled

A disposition category for **Civil Complaints**, and **Landlord/Tenant Actions** referring to cases in which the parties resolve the issues of the dispute.

Traffic Citation

A traffic citation initiates summary proceedings for offenses under the Pennsylvania Vehicle Code, or for violations of local parking ordinances not covered by the Vehicle Code.

Trial

A disposition category for **Private Criminal Complaints, Traffic and Non-Traffic Citations, Civil Complaints,** and **Landlord/Tenant Actions** referring to cases adjudicated by a district justice following an evidentiary hearing.

Waiver of Preliminary Hearing

A disposition category referring to **Criminal Cases** forwarded to common pleas court after a preliminary hearing has been waived.

[This page intentionally left blank for printing purposes]

END NOTES

[This page intentionally left blank for printing purposes]

END NOTES

In Allegheny County, pursuant to Pa.R.C.P. 565, defendants who fail to appear for a criminal proceeding before a district justice are classified as "fugitive". The cases are then forwarded to the Court of Common Pleas and are counted as "new cases" at the Common Pleas level. For calendar year 2003, the number of such cases is 235. If the defendant fails to appear at the trial court arraignment, a bench warrant is issued. After 45 days, if the defendant is still unavailable to the Court, the case is transferred to "inactive" status and removed from the pending inventory.

In Bucks County, defendants who fail to appear for a criminal proceeding before a district justice are classified as "fugitive" and the cases are forwarded to the Court of Common Pleas. Fugitive cases are then counted as "new cases" at the Common Pleas level. For calendar year 2003, the number of such cases is 983. If the defendant fails to appear at the trial court arraignment, the trial date is set and a bench warrant is issued. If, at the trial, the defendant fails to appear again, the case is then removed from the pending inventory as "inactive". Therefore, certain adjustments should be considered when reviewing the Bucks County criminal case statistics:

1. Each of the following categories is overstated by an unknown quantity of not more than 983 cases:
 - a. new cases
 - b. re-opened cases
 - c. inactive cases
 - d. total dispositions
 - e. year-end pending cases
 2. The age of pending cases understates the percentage of older cases.
-

In Chester County, defendants who fail to appear for a criminal proceeding before a district justice are classified as "fugitive" and the cases are forwarded to the Court of Common Pleas. Fugitive cases are then counted as "new cases" at the Common Pleas level. These cases are given Common Pleas docket numbers and the Chester County Warrant Enforcement Bureau issues a warrant. For calendar year 2003, the number of such cases is 511. If the defendant does not appear, or is not apprehended on the warrant within 45 days, the case is then removed from the pending inventory as "inactive".

When a defendant is apprehended on a warrant after the case has been classified as "inactive", the case is then classified as "re-opened". During the year 2003, Chester County re-opened approximately 360 district justice fugitive cases (some of these fugitives may have been apprehended on warrants issued prior to January 2003). Therefore, certain adjustments should be considered when reviewing the Chester County criminal case statistics:

1. The number of new cases is overstated by approximately 511 cases.
 2. Each of the following categories is overstated by an unknown quantity of not more than 511 cases:
 - a. inactive cases
 - b. total dispositions
 3. The number of re-opened cases is overstated by approximately 360 cases.
 4. The year-end pending figure is overstated by an unknown quantity of not more than 151 cases.
 5. The age of pending cases understates the percentage of older cases.
-
-

In Montgomery County, defendants who fail to appear for a criminal proceeding before a district justice are classified as "fugitive" and the cases are forwarded to the Court of Common Pleas. Fugitive cases are then counted as "new cases" at the Common Pleas level. For calendar year 2003, the number of such cases is 270. If the defendant again fails to appear at the trial court arraignment, a bench warrant is issued. The case is then removed from the pending inventory.

A six month analysis from calendar year 2003 cases reveals that approximately 60 percent (162 cases) of all district justice fugitive cases are marked "inactive" as a result of the issuance of a bench warrant at the Common Pleas arraignment stage. The remaining 40% will continue through the Common Pleas system to ultimate disposition (plea, trial, etc.). Therefore, certain adjustments should be considered when reviewing the Montgomery County criminal case statistics:

1. Each of the following categories is overstated by approximately 162 cases:
 - a. inactive cases
 - b. total dispositions

2. Each of the following categories is overstated by an unknown quantity of not more than 162 cases:
 - a. new cases
 - b. re-opened cases
 - c. year-end pending cases

3. The age of pending cases understates the percentage of older cases.