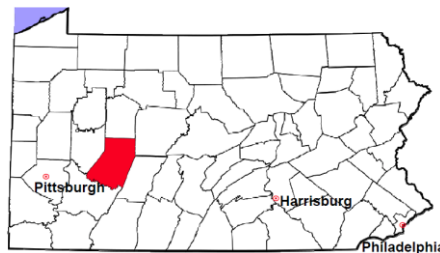


Indiana County

2019 Population Estimate: 84,073

Class of County: 6th

No. of Common Pleas Court Judgeships: 3



2019 Criminal No. of Cases

Cases Pending 1/1/2019 432

New Cases Filed in 2019 1,231

Reopened Cases 73

Cases Available for Processing 1,736

Processed by:

Withdrawn/Dismissed 65 5.3%

Diversionsary Disposition* 267 21.9%

Guilty Plea 784 64.2%

Non-Jury Trial 8 0.7%

Jury Trial 7 0.6%

Inactive 85 7.0%

Other 5 0.4%

Total Cases Processed 1,221 100.0%

Cases Pending 12/31/2019 515

Cases Awaiting Sentencing 60

Data provided by CPCMS

* Includes other diversionsary programs such as Veterans Court.

Age of Pending Cases as of 12/31/2019

0-60 Days 209 40.6%

61-120 Days 175 34.0%

121-180 Days 64 12.4%

181-240 Days 38 7.4%

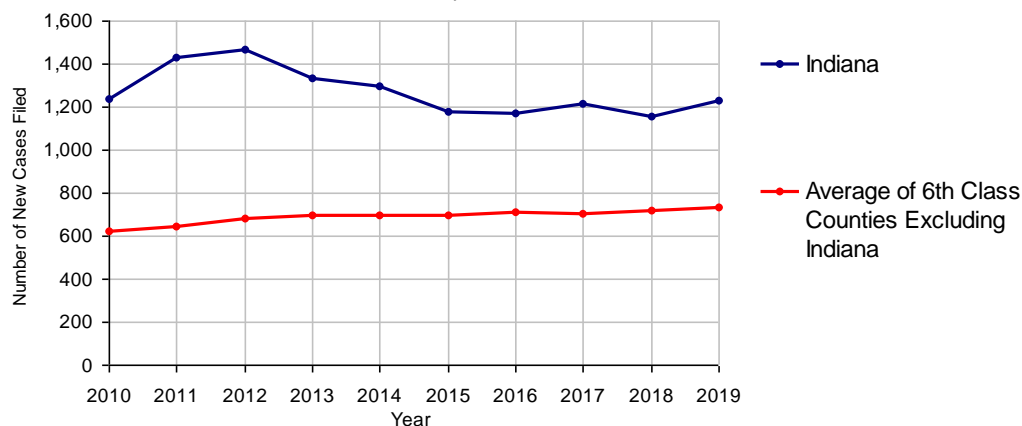
241-300 Days 15 2.9%

301-360 Days 3 0.6%

Over 360 Days 11 2.1%

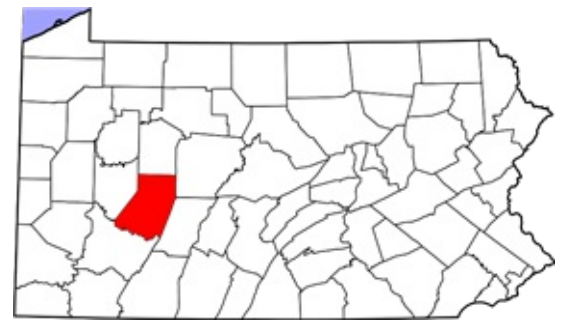
Total 515 100.0%

Criminal New Cases, 2010-2019



Indiana County

2019 Population Estimate: 84,073
 Class of County: 6th
 No. of Common Pleas Judgeships: 3

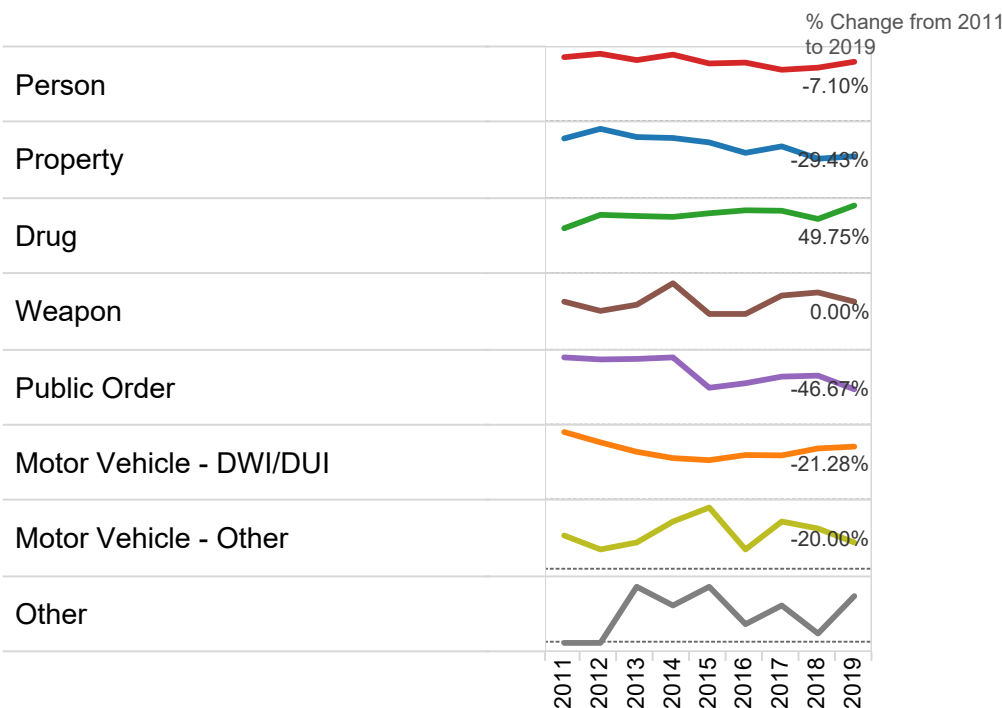


2019 Criminal - New Cases by Offense Type

Case Type	Felony	Misdemeanor	Summary	Total	
Person	58	86	0	144	11.7%
Property	115	156	0	271	22.0%
Drug	78	223	0	301	24.5%
Weapon	10	6	0	16	1.3%
Public Order	12	60	0	72	5.8%
Motor Vehicle - DWI/DUI	20	398	0	418	34.0%
Motor Vehicle - Other	0	4	0	4	0.3%
Other	4	1	0	5	0.4%
Total	297	934	0	1,231	100.0%
	24.1%	75.9%	0.0%	100.0%	

Data provided by CPCMS

Criminal New Cases by Offense Type, 2011-2019

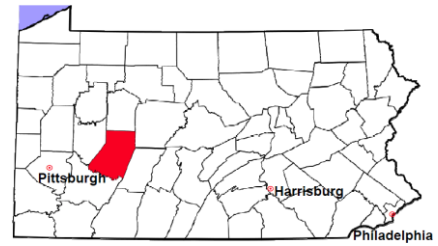


Indiana County

2019 Population Estimate: 84,073

Class of County: 6th

No. of Common Pleas Court Judgeships: 3

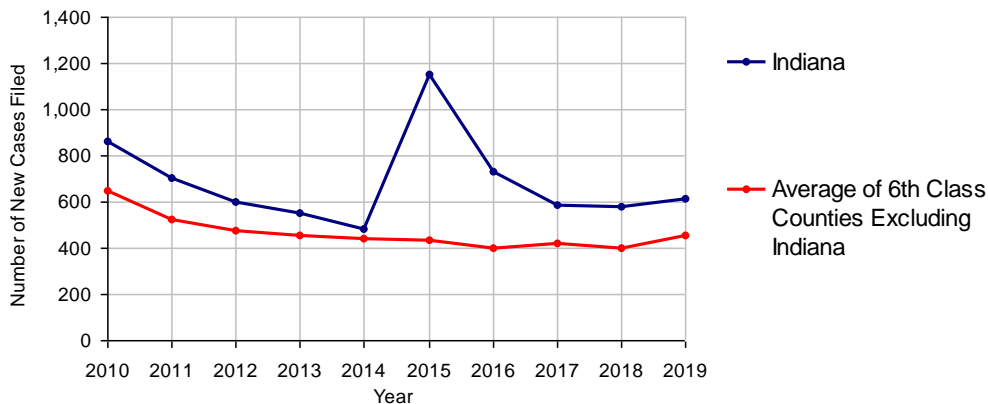


2019 Civil	Civil Action	Other	Total
Cases Pending 1/1/2019	544	1,040	1,584
Docketed Cases	447	170	617
Arbitration Appeals	0	0	0
Transferred In	26	8	34
Returned to Active	0	0	0
Cases Available for Processing	1,017	1,218	2,235
Processed By:			
Default Judgments	132	60	192
Cases Decided by Arbitration Board	15	2	17
Dispositive Motions	8	3	11
Settlements	46	25	71
Moved to Inactive Status	0	0	0
Transferred/Withdrawn	15	9	24
Dismissed/Discontinued	185	63	248
Administrative Purge	30	5	35
Other	4	3	7
Jury Trial	1	0	1
Non-Jury Trial	2	4	6
Total Cases Processed	438	174	612
Cases Pending 12/31/2019	579	1,044	1,623

Age of Pending Cases as of 12/31/2019 (Civil Action Only)

0-6 months	203	35.1%
7-12 months	109	18.8%
13-18 months	67	11.6%
19-24 months	51	8.8%
25-30 months	30	5.2%
31-36 months	43	7.4%
37-42 months	16	2.8%
43-48 months	10	1.7%
49-54 months	4	0.7%
55-60 months	11	1.9%
61-66 months	10	1.7%
67-72 months	0	
Over 72 months	25	4.3%
Total	579	100.0%

Docketed Cases, 2010-2019

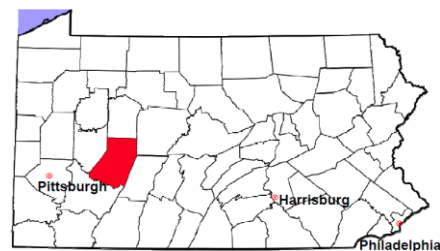


Indiana County

2019 Population Estimate: 84,073

Class of County: 6th

No. of Common Pleas Court Judgeships: 3



2019 Civil - Docketed Cases Listed by Case Type

TORT 59 9.6%

(does not include mass tort)

Intentional	0
Malicious Prosecution	0
Motor Vehicle	37
Nuisance	0
Premise Liability	10
Product Liability	5
Slander/Libel/Defamation	2
Other	5

MASS TORT 0

Asbestos	0
Tobacco	0
Toxic Tort - DES	0
Toxic Tort - Implant	0
Toxic Waste	0
Other	0

PROFESSIONAL LIABILITY 6 1.0%

Dental	0
Legal	0
Medical Malpractice	6
Other	0

CONTRACT 368 59.6%

(does not include judgments)

Buyer Plaintiff	32
Debt Collection: Credit Card	205
Debt Collection: Other	119
Employment Dispute: Discrimination	1
Employment Dispute: Other	2
Other	9

Of the Docketed Cases:

Pro Se Filings:	42	6.8%	Class Action Suits:	7	1.1%	MDJ Appeals:	37	6.0%
-----------------	----	------	---------------------	---	------	--------------	----	------

*Civil Other

REAL PROPERTY 134 21.7%

Ejectment*	13
Eminent Domain/Condemnation*	2
Ground Rent	0
Landlord/Tenant Dispute	14
Mortgage Foreclosure:	
Residential*	77
Commercial*	9
Partition of Real Property*	3
Quiet Title*	11
Other*	5

CIVIL APPEALS 20 3.2%

- Administrative Agencies

Board of Assessment*	2
Board of Elections*	0
Dept. of Transportation*	16
Zoning Board*	0
Statutory Appeal - Other*	0
Other*	2

MISCELLANEOUS 30 4.9%

Common Law/	
Statutory Arbitration*	0
Declaratory Judgment*	4
Mandamus*	0
Non-Domestic Relations	
Restraining Order*	4
Quo Warranto*	0
Replevin*	15
Other*	7

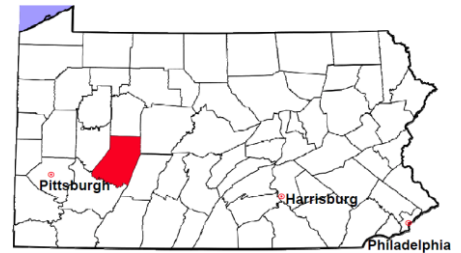
TOTAL DOCKETED CASES: 617 100.0%

Indiana County

2019 Population Estimate: 84,073

Class of County: 6th

No. of Common Pleas Court Judgeships: 3



2019 Protection From Abuse

**No. of
Petitions**

Cases Pending 1/1/2019

23

New Cases Filed in 2019

180

Of these, Petitions Requesting Temporary Orders: 180 (100.0%)

Temporary Orders DENIED: 2 (1.1%), Temporary Orders GRANTED: 178 (98.9%)

Cases Available for Processing

203

Processed By:

Temporary Order DENIED After Ex Parte Hearing and No Evidentiary Hearing Scheduled	2	1.1%
Temporary Order DISMISSED After Evidentiary Hearing and No Final Order Entered	0	
Final Order DENIED After Evidentiary Hearing Before a Judge or a Judicial Officer	10	5.3%
Final Order GRANTED After Evidentiary Hearing Before a Judge or a Judicial Officer	35	18.5%
Plaintiff Did Not Appear For Evidentiary Hearing	14	7.4%
Final Order by STIPULATION OR AGREEMENT Between the Parties	61	32.3%
Petition WITHDRAWN by Plaintiff	66	34.9%
TRANSFERRED to Another Jurisdiction	0	
Other	1	0.5%

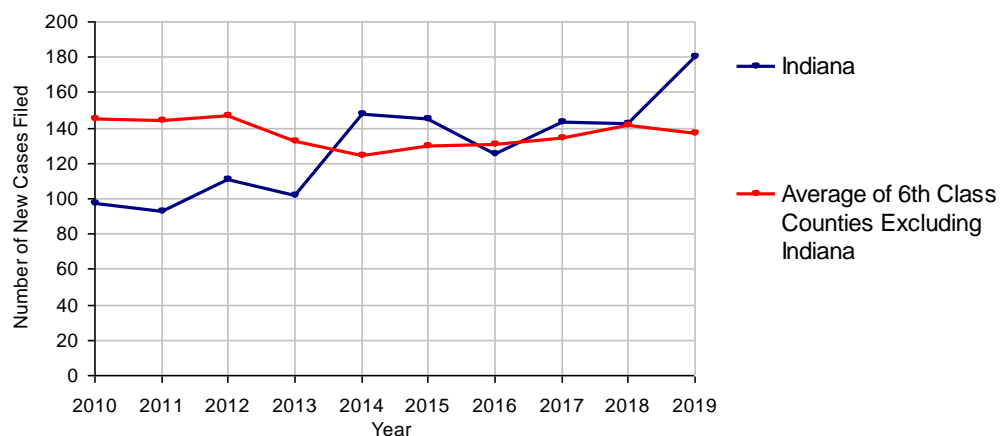
Cases Processed

189 100.0%

Cases Pending 12/31/2019

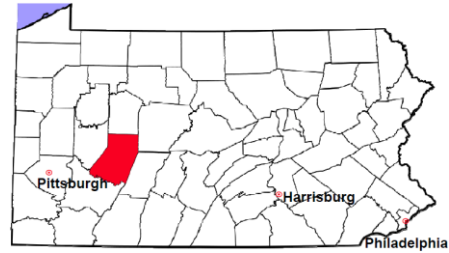
14

PFA New Cases Filed, 2010-2019



Indiana County

2019 Population Estimate: 84,073
 Class of County: 6th
 No. of Common Pleas Court Judgeships: 3



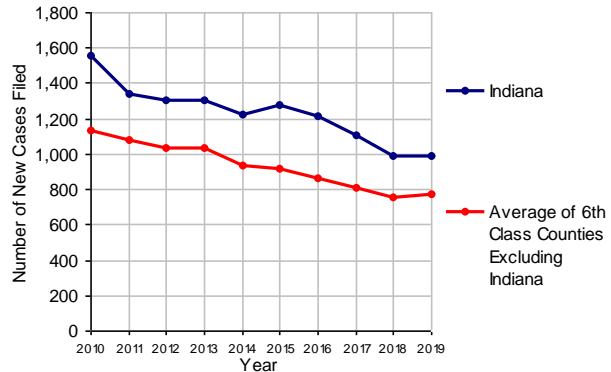
2019 Spousal & Child Support	No. of Petitions
Cases Pending 1/1/2019	125
New Cases Filed in 2019	991
Dockets Transferred In (+)	101
Dockets Transferred Out (-)	15
Cases Available for Processing	1,202
Processed By:	
Judge	2 0.2%
Intake Officer	965 94.8%
Hearing Officer	51 5.0%
Other	0
Cases Processed	1,018 100.0%
Cases Pending 12/31/2019	184

Data provided by PACSES

2019 Paternity	No. of Cases
Acknowledgements Filed:	
Non-Domestic Relations Section	79 83.2%
During Conference	9 9.5%
Non-Stipulated (post genetic test)	2 2.1%
Pre-Trial Conference	5 5.3%
Total	95 100.0%
Established:	
Stipulated by Genetic Tests	14 51.9%
Default - Father Failed to Appear	2 7.4%
Adjudication by Court Proceeding	0
Out of State	11 40.7%
Total	27 100.0%
Cases Pending 12/31/2019	17

Data provided by PACSES

Spousal & Child Support New Cases Filed, 2010-2019



DEFINITIONS:

ACKNOWLEDGEMENTS FILED:

NON-DOMESTIC RELATIONS SECTION: The voluntary Acknowledgement of Paternity by the alleged father.
DURING CONFERENCE: The alleged father signed the Acknowledgement of Paternity-Waiver of Trial (PE-010) at the initial child support conference.
NON-STIPULATED (POST GENETIC TEST): The alleged father signed the Acknowledgement of Paternity-Waiver of Trial after genetic tests were conducted and resulted in the alleged father being determined to be the biological father.
PRE-TRIAL CONFERENCE: The alleged father signed the Acknowledgement of Paternity-Waiver of Trial at the pre-trial conference.

ESTABLISHED:

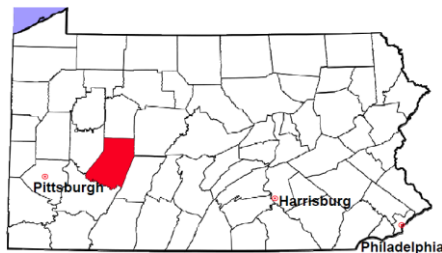
STIPULATED BY GENETIC TESTS: The alleged father requested genetic tests and signed a stipulation that if the test results had a 99% or higher probability of paternity then the alleged father would be stipulated as the biological father of the child.
DEFAULT - FATHER FAILED TO APPEAR: The alleged father failed to appear after being served for either a support conference, hearing, or genetic test and a default paternity order was entered by the court.
ADJUDICATION BY COURT PROCEEDING: The alleged father was determined to be the biological father of the child through a court proceeding.
OUT OF STATE: Paternity was established in another state, "Out of state only".

Indiana County

2019 Population Estimate: 84,073

Class of County: 6th

No. of Common Pleas Court Judgeships: 3



2019 Custody/Partial Custody/Visitation

No. of
Petitions

Cases Pending 1/1/2019

480

New Cases Filed in 2019

180

Cases Available for Processing

660

Processed By:

Judge

84

74.3%

Non-Judicial Officer

29

25.7%

Other

0

Cases Processed

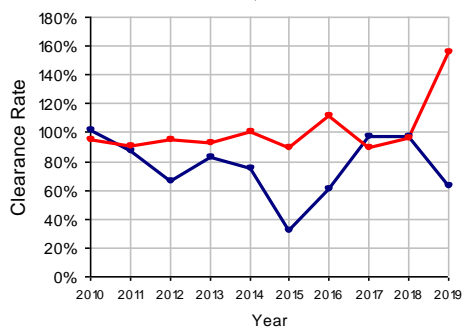
113

100.0%

Cases Pending 12/31/2019

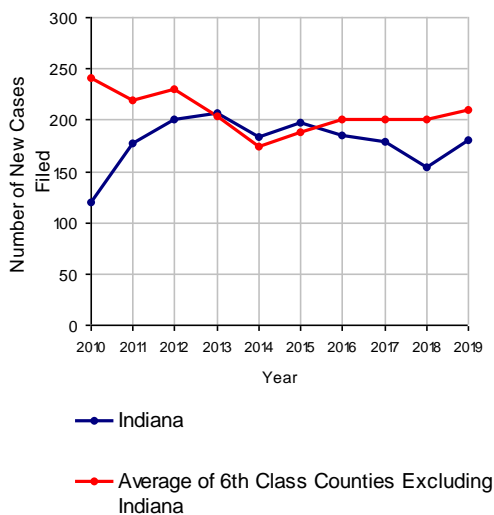
547

Clearance Rate, 2010-2019

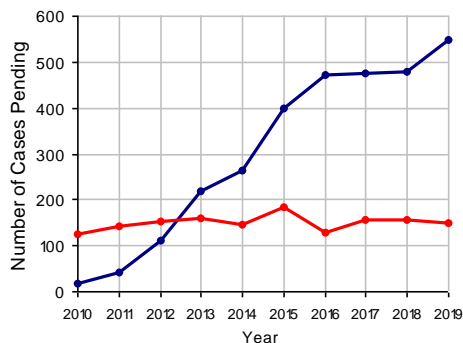


Note: Clearance Rate = Cases Processed / New Cases Filed

Custody/Partial Custody/Visitation New Cases Filed, 2010-2019



Cases Pending at the End of Year, 2010-2019

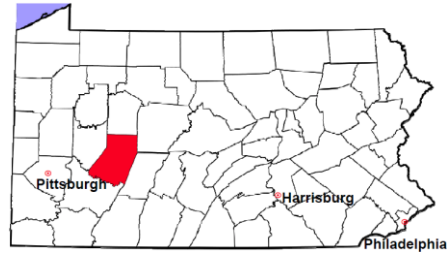


Indiana County

2019 Population Estimate: 84,073

Class of County: 6th

No. of Common Pleas Court Judgeships: 3



2019 Divorce

No. of Petitions

Cases Pending 1/1/2019 319

New Cases Filed in 2019 197

Cases Available for Processing 516

Processed By:

Contested Before a Judge 0

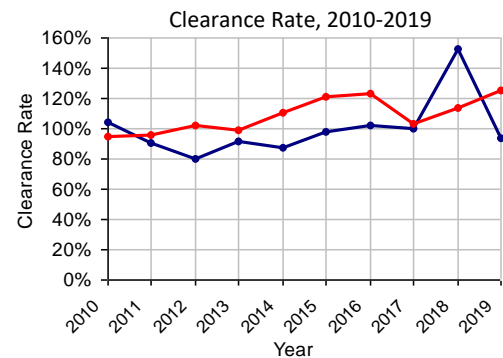
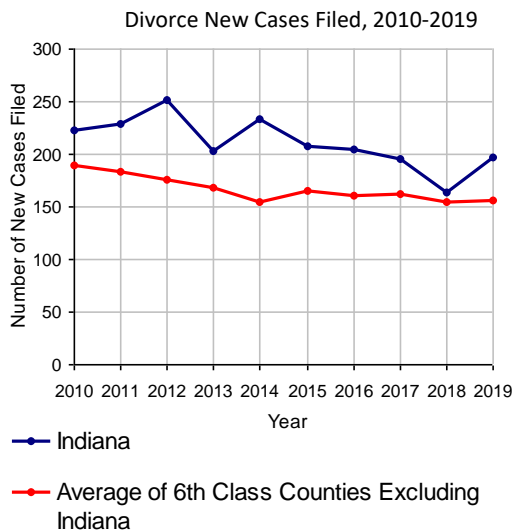
Contested Before a Non-Judicial Officer 3 1.6%

Uncontested 182 98.4%

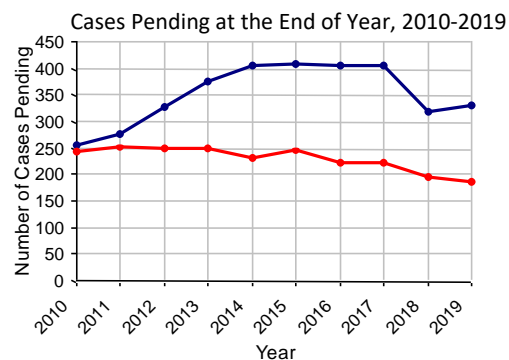
Other 0

Cases Processed 185 100.0%

Cases Pending 12/31/2019 331



Note: Clearance Rate = Cases Processed / New Cases Filed

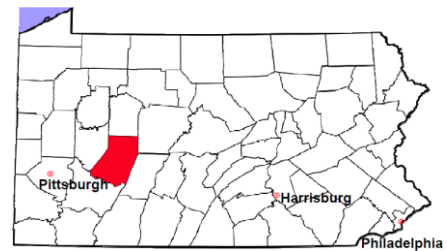


Indiana County

2019 Population Estimate: 84,073

Class of County: 6th

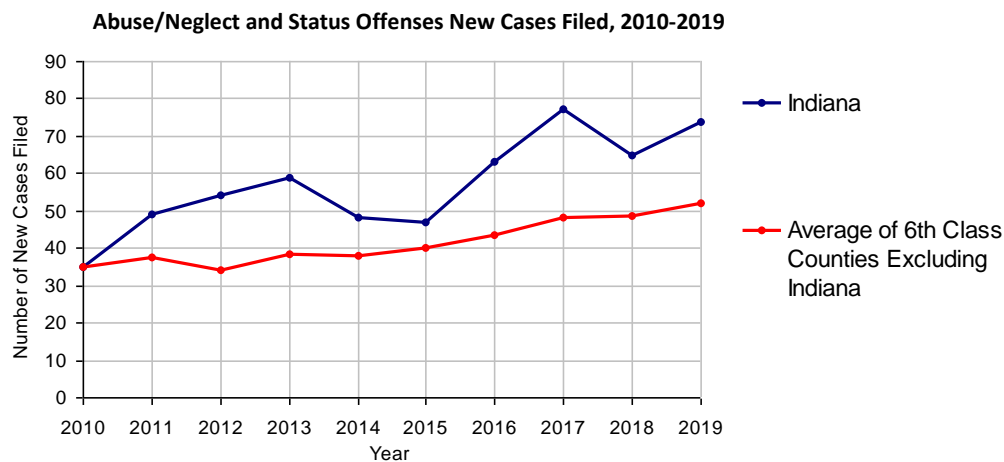
No. of Common Pleas Court Judgeships: 3



2019 Juvenile Dependency - Petitions Pending Adjudication

	Abuse/ Neglect	Status Offenses	Total
Cases Pending 1/1/2019	0	1	1
New Petitions Filed in 2019	73	1	74
Other	6	3	9
Total Petitions Available for Processing	79	5	84
Processed by:			
Adjudicated Dependent			
Judge	57	3	60
Juvenile Court Hearing Officer	0	0	0
Adjudicated NOT Dependent			
Judge	0	0	0
Juvenile Court Hearing Officer	0	0	0
Withdrawn/Dismissed/Inactive	13	1	14
Other	4	1	5
Total Petitions Processed	74	5	79
Cases Pending 12/31/2019	5	0	5

Data provided by CPCMS



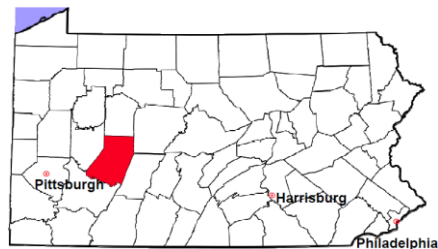
Note: Prior to 2011, dependency data were collected manually. Starting from 2011, dependency data were provided by CPCMS.

Indiana County

2019 Population Estimate: 84,073

Class of County: 6th

No. of Common Pleas Court Judgeships: 3



2019 Juvenile Dependency - Adjudicated Dependent Inventory

	Abuse/ Neglect	Status Offenses	Total
Cases Pending 1/1/2019	75	5	80
New Adjudicated Dependent Cases	57	3	60
Other	0	0	0
Total Adjudicated Dependent Cases	132	8	140

Court Supervision Terminated:

Family Reunification	23	35.9%	4	80.0%	27	39.1%
Adoption	18	28.1%	0		18	26.1%
Placement with a Relative/Guardian	21	32.8%	1	20.0%	22	31.9%
Aged Out	1	1.6%	0		1	1.4%
Other Permanency Outcomes*	0		0		0	
Other**	1	1.6%	0		1	1.4%
Total Adjudicated Dependent Cases Terminated	64	100.0%	5	100.0%	69	100.0%
Cases Pending 12/31/2019	68		3		71	

Data provided by CPCMS

* Other Permanency Outcomes include: adjudicated delinquent, death due to natural causes, emancipation, permanent living arrangement, and parent has come forward.

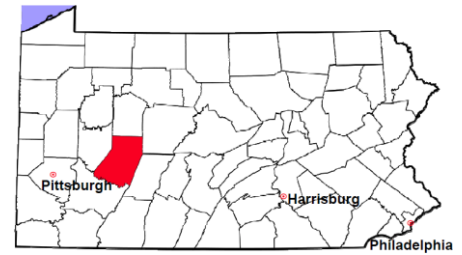
** Other includes cases where court supervision is terminated due to transfer out of jurisdiction, withdrawal and administrative closure.

Indiana County

2019 Population Estimate: 84,073

Class of County: 6th

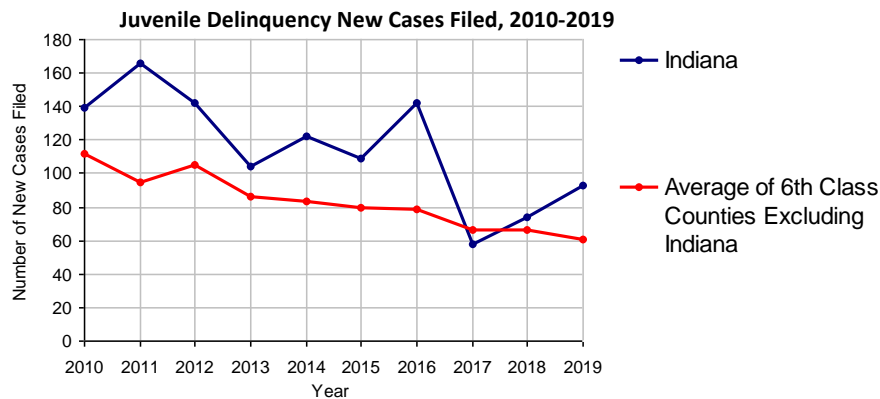
No. of Common Pleas Court Judgeships: 3



2019 Juvenile Delinquency - Cases Pending Disposition

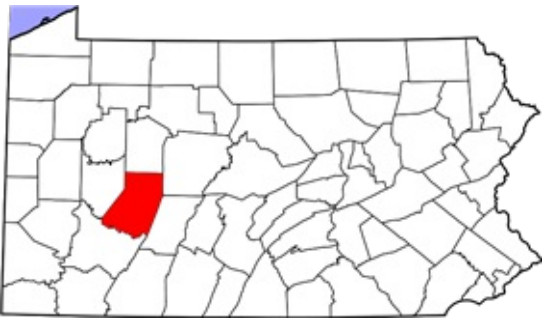
Begin Pending	15
New Cases	93
Consent Decree Revoked	0
Informal Adjustment Program Revoked	0
Alternative Program Revoked	0
Warrant Returned	0
Other	15
Total Cases Available for Disposition	123
Warrant Issued	0
Disposed by:	
Adjudicated Delinquent by a Judge	34
Adjudicated Delinquent by a Juvenile Court Hearing Officer	0
Consent Decree Entered	21
Informal Adjustment Program Entered	21
Warned and Counseled (Pre-Petition)	0
Dismissed/Withdrawn/Transferred	16
Transferred to Criminal Court	0
Other	0
Total Cases Disposed	92
End Pending	31

Data provided by CPCMS



Indiana County

2019 Population Estimate: 84,073
 Class of County: 6th
 No. of Common Pleas Judgeships: 3

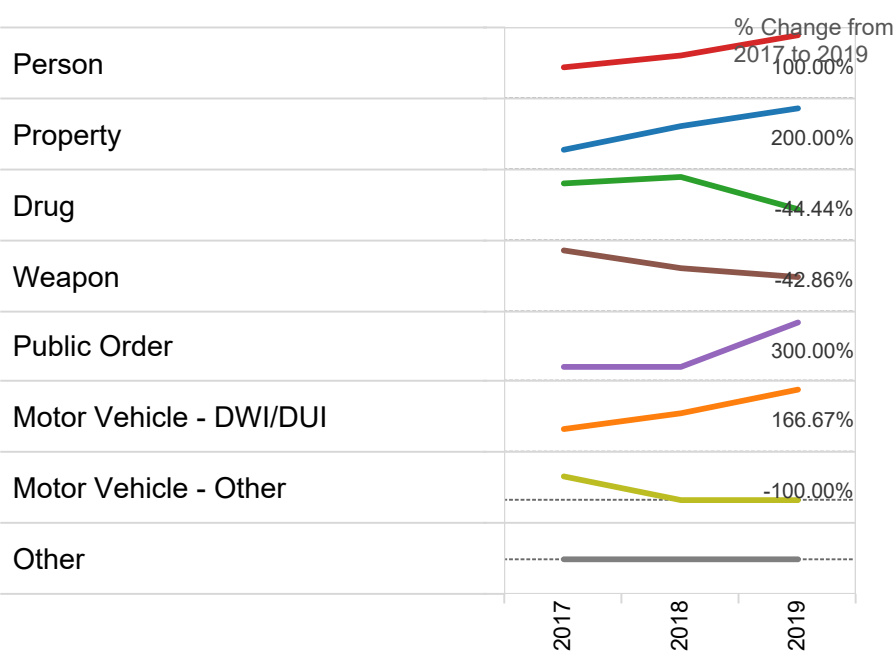


2019 Delinquency - New Cases by Offense Type

Case Type	Felony	Misdemeanor	Summary	Total	
Person	8	30	0	38	40.9%
Property	7	14	0	21	22.6%
Drug	0	10	0	10	10.8%
Weapon	0	4	0	4	4.3%
Public Order	1	11	0	12	12.9%
Motor Vehicle - DWI/DUI	0	8	0	8	8.6%
Motor Vehicle - Other	0	0	0	0	0.0%
Other	0	0	0	0	0.0%
Total	16	77	0	93	100.0%
	17.2%	82.8%	0.0%	100.0%	

Data provided by CPCMS

Delinquency New Cases by Offense Type, 2017-2019

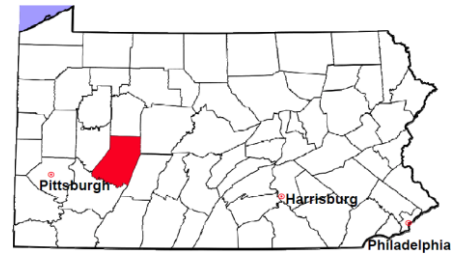


Indiana County

2019 Population Estimate: 84,073

Class of County: 6th

No. of Common Pleas Court Judgeships: 3



2019 Juvenile Delinquency - Formal Dispositions

Begin Pending	38
Adjudicated Delinquent by a Judge	34
Adjudicated Delinquent by a Juvenile Court Hearing Officer	0
Warrant Returned	0
Other	6
Total Adjudicated Delinquent Cases	78
Warrant Issued	2
Court Supervision Terminated:	
Conditions Satisfied	16
Compelling Reasons	0
Reached Age 21	0
Transferred to Another Juvenile Court	0
Other	6
Total Adjudicated Delinquent Cases Terminated	22
End Pending	54

(R) - Revised

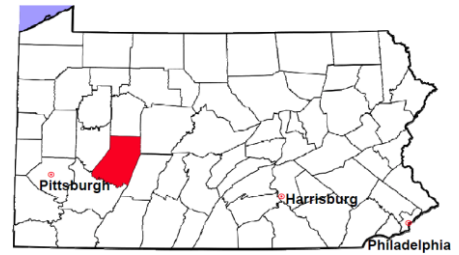
Data provided by CPCMS

Indiana County

2019 Population Estimate: 84,073

Class of County: 6th

No. of Common Pleas Court Judgeships: 3



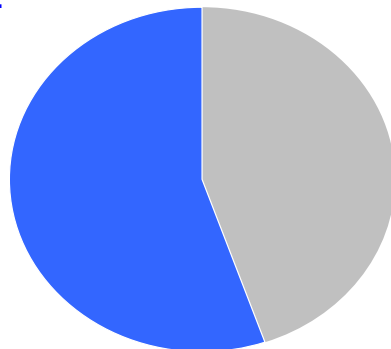
2019 Juvenile Delinquency - Informal Dispositions

Pending Consent Decrees	26
Pending Informal Adjustments	6
New Consent Decrees	21
New Informal Adjustments	21
Warrant Returned	0
Other	2
Cases Informally Disposed	76
Warrant Issued	0
Terminated by:	
Consent Decree Completed	28
Informal Adjustment Completed	16
Consent Decree Revoked	0
Informal Adjustment Program Revoked	0
Other	2
Total Informally Disposed Cases Terminated	46
End Pending	30

(R) - Revised

Data provided by CPCMS

Informal Dispositions: **55%**



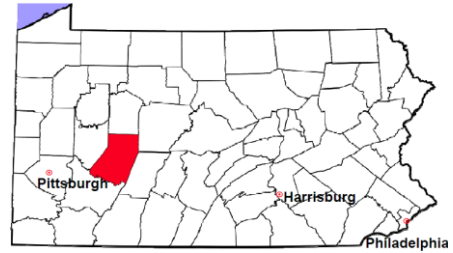
Delinquency Cases are disposed either formally, at a proceeding held before a judge or hearing officer, or informally without a proceeding. Informal dispositions include informal adjustments supervised by a juvenile probation officer; consent decrees agreed upon with the District Attorney after a petition is filed; or other pre-petition process by the juvenile probation department.

Indiana County

2019 Population Estimate: 84,073

Class of County: 6th

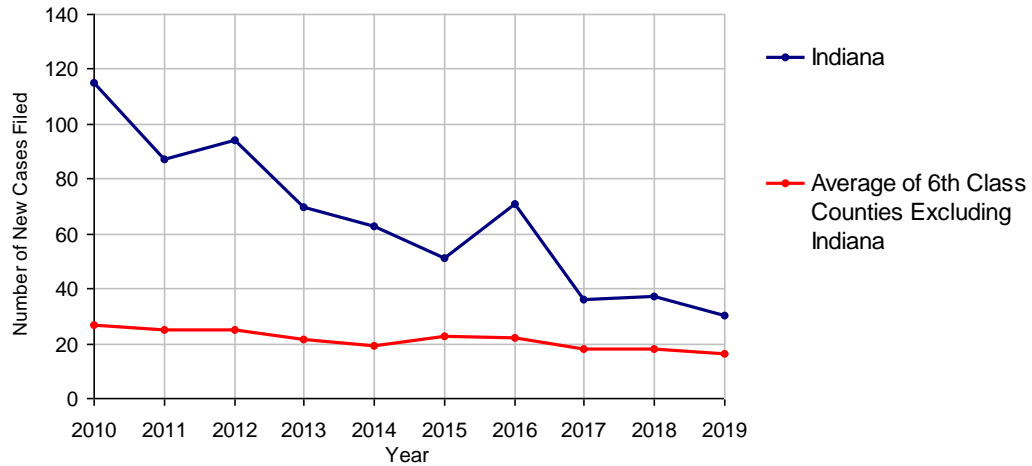
No. of Common Pleas Court Judgeships: 3



2019 Accounts

	No. of Cases	
Cases Pending 1/1/2019	15	
New Cases Filed in 2019	30	
Cases Available for Processing	45	
Processed By:		
Contested before a Judge	0	
Contested before a Non-Judicial Officer	0	
Uncontested	33	100.0%
Other	0	
Cases Processed	33	100.0%
Cases Pending 12/31/2019	12	

Accounts New Cases Filed, 2010-2019

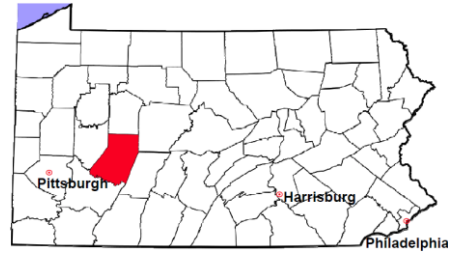


Indiana County

2019 Population Estimate: 84,073

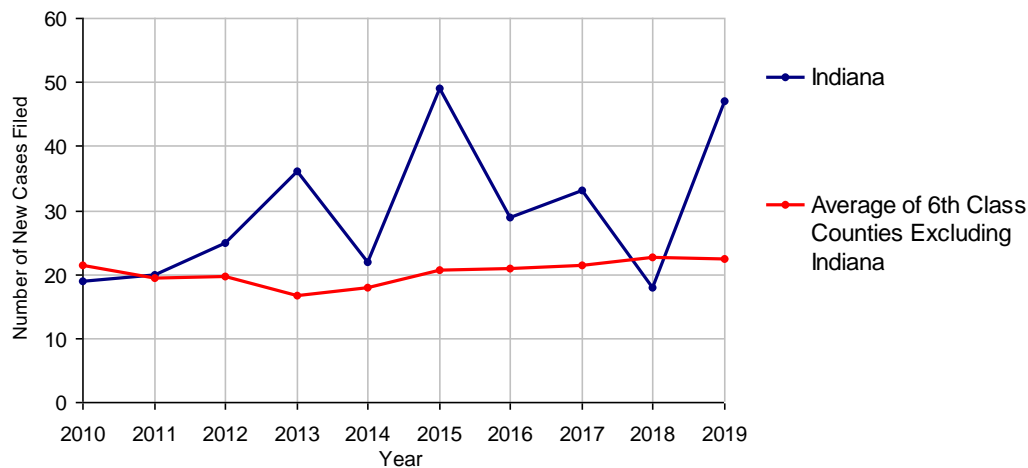
Class of County: 6th

No. of Common Pleas Court Judgeships: 3



2019 Adoptions		No. of Cases
Cases Pending 1/1/2019		13
New Cases Filed in 2019		47
Cases Available for Processing		60
Processed By:		
Contested before a Judge	Granted	0
	Denied	0
Uncontested	Granted	39 100.0%
	Denied	0
Other		0
Cases Processed		39 100.0%
Cases Pending 12/31/2019		21

Adoptions New Cases Filed, 2010-2019

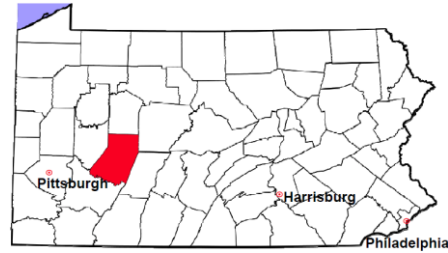


Indiana County

2019 Population Estimate: 84,073

Class of County: 6th

No. of Common Pleas Court Judgeships: 3



2019 Relinquishments/Terminations

No. of
Cases

Cases Pending 1/1/2019 21 (R)

New Cases Filed in 2019 48

Cases Available for Processing 69

Processed By:

Contested before a Judge 0

Uncontested 45 97.8%

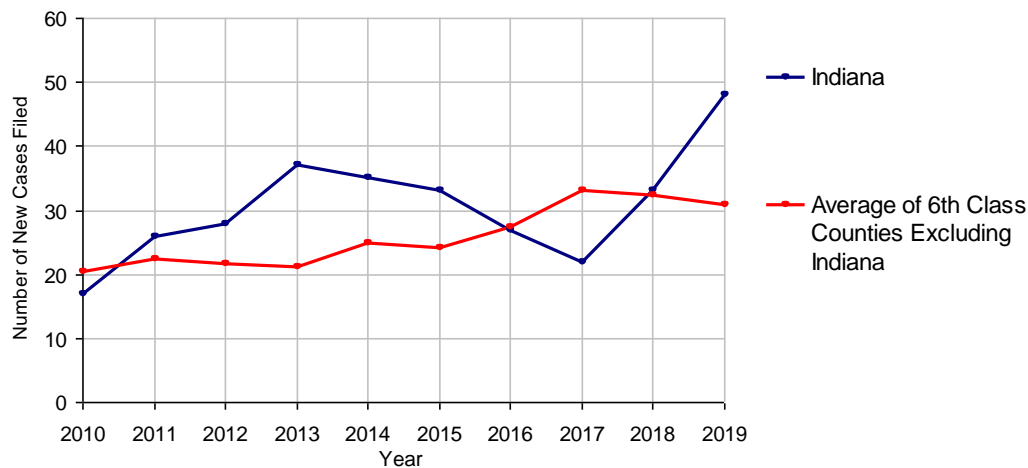
Other 1 2.2%

Cases Processed 46 100.0%

Cases Pending 12/31/2019 23

(R) - Revised

Relinquishments/Terminations New Cases Filed, 2010-2019

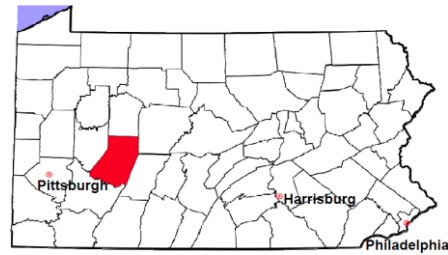


Indiana County

2019 Population Estimate: 84,073

Class of County: 6th

No. of Common Pleas Court Judgeships: 3



2019 Appointment of Guardians

**No. of
Cases**

Cases Pending 1/1/2019

4

New Cases Filed in 2019

19

Cases Available for Processing

23

Processed By:

Contested before a Judge

0

Uncontested

9 100.0%

Other

0

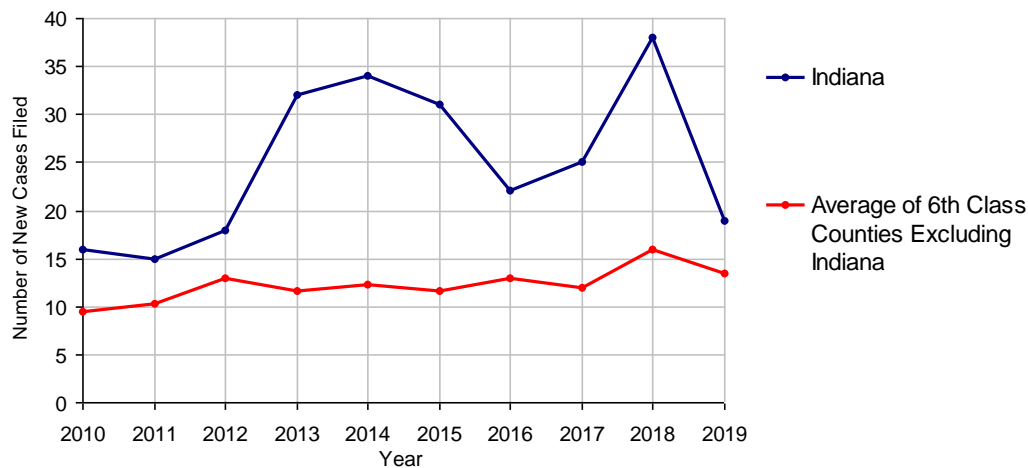
Cases Processed

9 100.0%

Cases Pending 12/31/2019

14

Appointment of Guardians New Cases Filed, 2010-2019



Indiana County

2019 Population Estimate: 84,073

Class of County: 6th

No. of Common Pleas Court Judgeships: 3



2019 Jury Yield and Utilization

Jury Yield

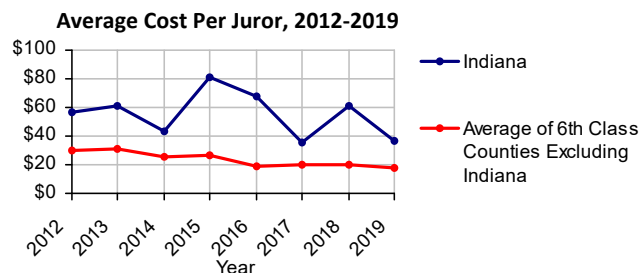
Qualification Questionnaires/Summonses Mailed:	875	A		
Returned Undeliverable:	8	B	0.9%	Of Qualification Questionnaires/Summonses Mailed
Not Responded to:	40	C	4.6%	
the Number of Prospective Jurors:				
Disqualified:	11	D	1.3%	
Exempted:	18	E	2.1%	
Excused:	284	F	32.5%	
Deferred to New Term:	3	G	0.3%	
Deferred from Previous Term:	0	H		
Total Number of Qualified Jurors Available for Service:	511	I	58.4%	
$I = A - B - C - D - E - F - G + H$				

Jury Utilization

the Number of Jurors:				
Reporting for Service:	500		97.8%	Of Jurors Qualified and Available
Told Not to Report for Service:	94		18.4%	
Sent to Courtroom for Jury Selection (Voir Dire):	500		100.0%	Of Jurors Reporting for Service
Utilized in incomplete jury selection:	0			
Impaneled or Sworn (jurors/alternates):	126		25.2%	
Removed for Cause/Hardship:	155			
Removed by Peremptory Challenge:	108			

Jury Costs

Total Annual Budget for Juror Operations:	\$32,533.00	J
Average Cost Per Juror:	\$37.18	K
$K = J/A$		



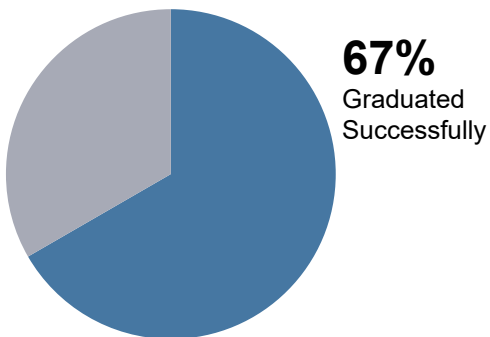
Indiana County

2019 Problem Solving Courts

6 Discharges

12 Admissions

Of All Court Participants Discharged:



Adult Drug Court

6

Veterans Court

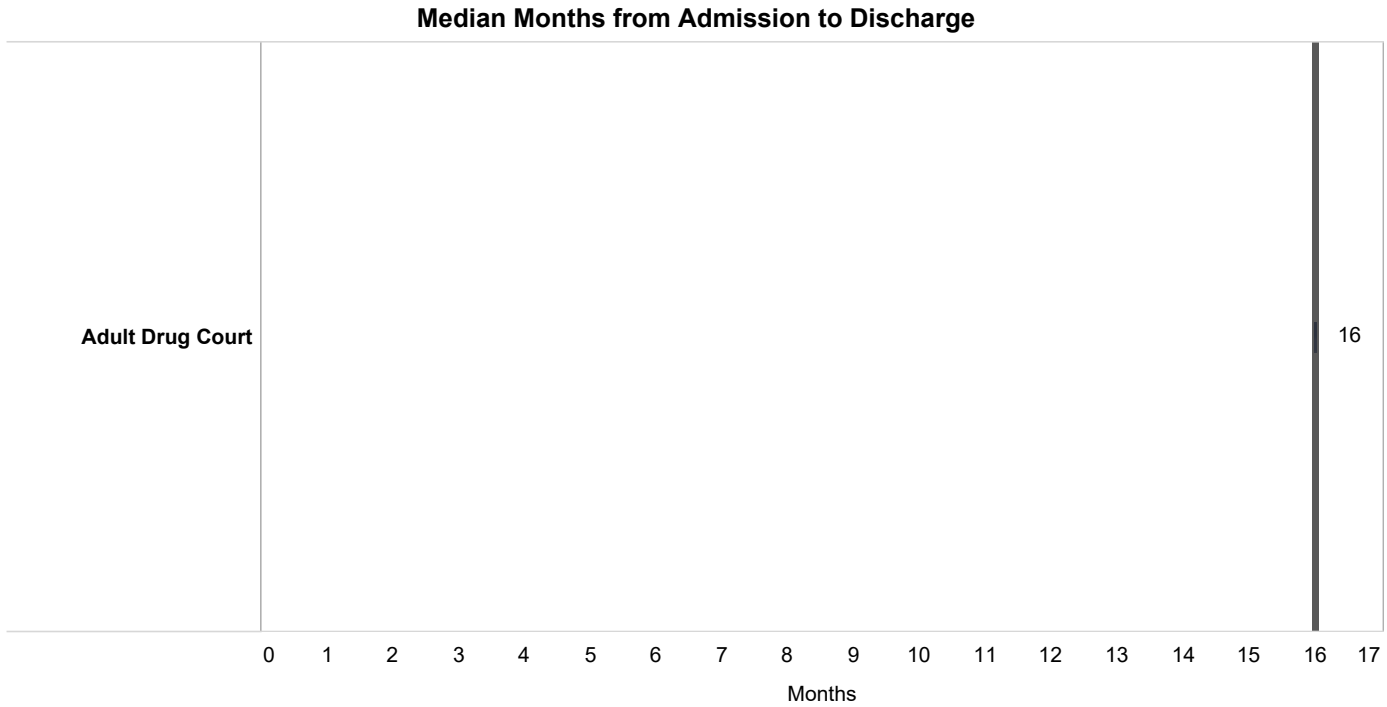
6

Discharge Reason


	Successfully Completed	Unsuccessful /Non-Compliant	Total Discharges
Adult Drug Court	4 (66.7%)	2 (33.3%)	6 (100.0%)

Indiana County

2019 Problem Solving Courts



Among successful graduates, there was a 100% increase in employment.



50% of the employed successful graduates were employed full time:

