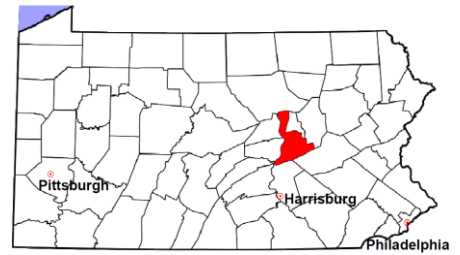


# Northumberland County

2019 Population Estimate: 90,843

Class of County: 5th

No. of Common Pleas Court Judgeships: 3



## 2019 Criminal No. of Cases

Cases Pending 1/1/2019	741
New Cases Filed in 2019	1,436
Reopened Cases	197
<b>Cases Available for Processing</b>	<b>2,374</b>

### Processed by:

Withdrawn/Dismissed	50	3.6%
Diversionsary Disposition*	214	15.4%
Guilty Plea	881	63.5%
Non-Jury Trial	4	0.3%
Jury Trial	10	0.7%
Inactive	227	16.4%
Other	2	0.1%
<b>Total Cases Processed</b>	<b>1,388</b>	<b>100.0%</b>

**Cases Pending 12/31/2019** **986**

Cases Awaiting Sentencing 112

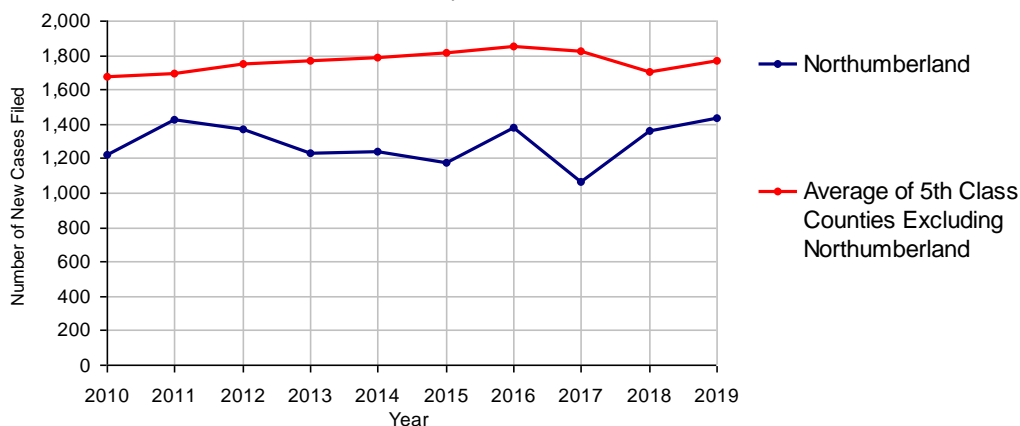
Data provided by CPCMS

\* Includes other diversionsary programs such as Veterans Court.

### Age of Pending Cases as of 12/31/2019

0-60 Days	261	26.5%
61-120 Days	142	14.4%
121-180 Days	112	11.4%
181-240 Days	77	7.8%
241-300 Days	98	9.9%
301-360 Days	71	7.2%
Over 360 Days	225	22.8%
<b>Total</b>	<b>986</b>	<b>100.0%</b>

Criminal New Cases, 2010-2019



# Northumberland County

2019 Population Estimate: 90,843  
Class of County: 5th  
No. of Common Pleas Judgeships: 3

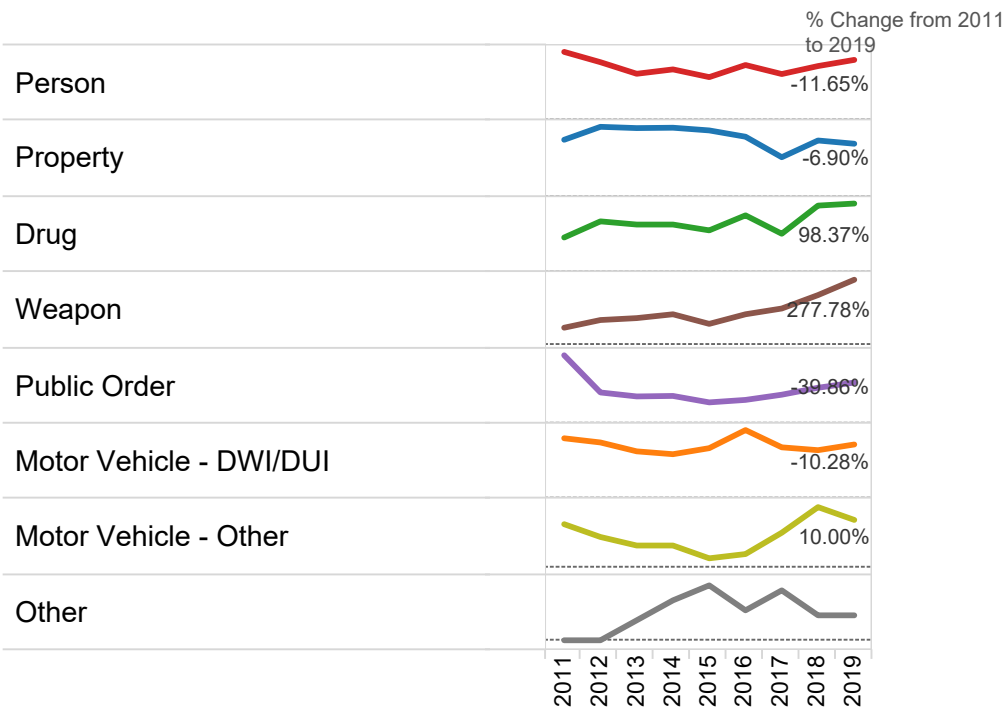


## 2019 Criminal - New Cases by Offense Type

Case Type	Felony	Misdemeanor	Summary	Total	
Person	133	102	0	235	16.4%
Property	164	133	0	297	20.7%
Drug	124	241	0	365	25.4%
Weapon	19	15	0	34	2.4%
Public Order	58	108	0	166	11.6%
Motor Vehicle - DWI/DUI	5	318	0	323	22.5%
Motor Vehicle - Other	0	10	1	11	0.8%
Other	5	0	0	5	0.3%
Total	508	927	1	1,436	100.0%
	35.4%	64.6%	0.1%	100.0%	

Data provided by CPCMS

### Criminal New Cases by Offense Type, 2011-2019

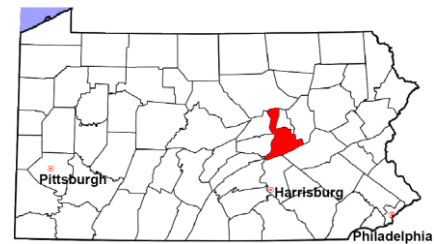


# Northumberland County

2019 Population Estimate: 90,843

Class of County: 5th

No. of Common Pleas Court Judgeships: 3

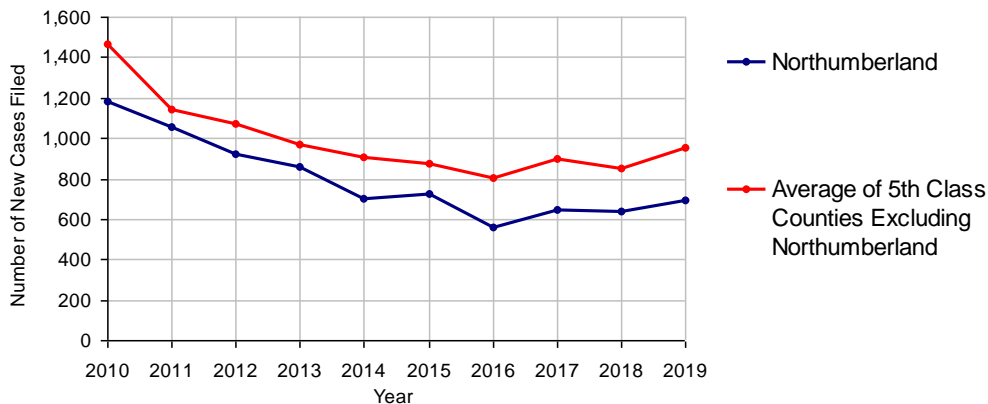


2019 Civil	Civil Action	Other	Total
Cases Pending 1/1/2019	865	475	1,340
Docketed Cases	492	201	693
Arbitration Appeals	0	0	0
Transferred In	0	0	0
Returned to Active	0	0	0
<b>Cases Available for Processing</b>	<b>1,357</b>	<b>676</b>	<b>2,033</b>
Processed By:			
Default Judgments	172	84	256
Cases Decided by Arbitration Board	8	0	8
Dispositive Motions	0	0	0
Settlements	0	0	0
Moved to Inactive Status	1	1	2
Transferred/Withdrawn	0	0	0
Dismissed/Discontinued	269	95	364
Administrative Purge	0	0	0
Other	1	1	2
Jury Trial	0	0	0
Non-Jury Trial	0	0	0
<b>Total Cases Processed</b>	<b>451</b>	<b>181</b>	<b>632</b>
<b>Cases Pending 12/31/2019</b>	<b>906</b>	<b>495</b>	<b>1,401</b>

## Age of Pending Cases as of 12/31/2019 (Civil Action Only)

0-6 months	174	19.2%
7-12 months	128	14.1%
13-18 months	69	7.6%
19-24 months	94	10.4%
25-30 months	100	11.0%
31-36 months	89	9.8%
37-42 months	67	7.4%
43-48 months	38	4.2%
49-54 months	31	3.4%
55-60 months	41	4.5%
61-66 months	17	1.9%
67-72 months	8	0.9%
Over 72 months	50	5.5%
<b>Total</b>	<b>906</b>	<b>100.0%</b>

Docketed Cases, 2010-2019

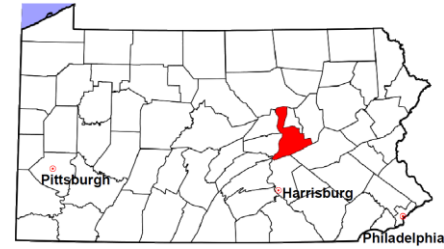


# Northumberland County

2019 Population Estimate: 90,843

Class of County: 5th

No. of Common Pleas Court Judgeships: 3



## 2019 Civil - Docketed Cases Listed by Case Type

<b>TORT</b>	<b>63</b>	<b>9.1%</b>	<b>REAL PROPERTY</b>	<b>158</b>	<b>22.8%</b>
<i>(does not include mass tort)</i>			Ejectment*	12	
Intentional	3		Eminent Domain/Condemnation*	2	
Malicious Prosecution	0		Ground Rent	0	
Motor Vehicle	27		Landlord/Tenant Dispute	0	
Nuisance	1		Mortgage Foreclosure:		
Premise Liability	12		Residential*	120	
Product Liability	1		Commercial*	5	
Slander/Libel/Defamation	0		Partition of Real Property*	3	
Other	19		Quiet Title*	10	
<b>MASS TORT</b>	<b>0</b>		Other*	6	
Asbestos	0		<b>CIVIL APPEALS</b>	<b>20</b>	<b>2.9%</b>
Tobacco	0		<i>- Administrative Agencies</i>		
Toxic Tort - DES	0		Board of Assessment*	5	
Toxic Tort - Implant	0		Board of Elections*	0	
Toxic Waste	0		Dept. of Transportation*	9	
Other	0		Zoning Board*	0	
<b>PROFESSIONAL LIABILITY</b>	<b>7</b>	<b>1.0%</b>	Statutory Appeal - Other*	1	
Dental	0		Other*	5	
Legal	0		<b>MISCELLANEOUS</b>	<b>23</b>	<b>3.3%</b>
Medical Malpractice	2		Common Law/		
Other	5		Statutory Arbitration*	0	
<b>CONTRACT</b>	<b>422</b>	<b>60.9%</b>	Declaratory Judgment*	1	
<i>(does not include judgments)</i>			Mandamus*	0	
Buyer Plaintiff	58		Non-Domestic Relations		
Debt Collection: Credit Card	215		Restraining Order*	3	
Debt Collection: Other	125		Quo Warranto*	1	
Employment Dispute: Discrimination	1		Replevin*	3	
Employment Dispute: Other	0		Other*	15	
Other	23		<b>TOTAL DOCKETED CASES:</b>	<b>693</b>	<b>100.0%</b>

### Of the Docketed Cases:

Pro Se Filings: 1 0.1%      Class Action Suits: 0      MDJ Appeals: 2 0.3%

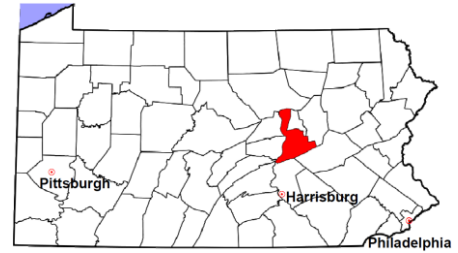
\*Civil Other

# Northumberland County

2019 Population Estimate: 90,843

Class of County: 5th

No. of Common Pleas Court Judgeships: 3



## 2019 Protection From Abuse

**No. of  
Petitions**

Cases Pending 1/1/2019

11

New Cases Filed in 2019

367

*Of these, Petitions Requesting Temporary Orders: 366 (99.7%)*

*Temporary Orders DENIED: 63 (17.2%), Temporary Orders GRANTED: 303 (82.8%)*

### Cases Available for Processing

**378**

Processed By:

Temporary Order DENIED After Ex Parte Hearing and No Evidentiary Hearing Scheduled	60	16.4%
Temporary Order DISMISSED After Evidentiary Hearing and No Final Order Entered	15	4.1%
Final Order DENIED After Evidentiary Hearing Before a Judge or a Judicial Officer	19	5.2%
Final Order GRANTED After Evidentiary Hearing Before a Judge or a Judicial Officer	118	32.3%
Plaintiff Did Not Appear For Evidentiary Hearing	57	15.6%
Final Order by STIPULATION OR AGREEMENT Between the Parties	26	7.1%
Petition WITHDRAWN by Plaintiff	67	18.4%
TRANSFERRED to Another Jurisdiction	0	
Other	3	0.8%

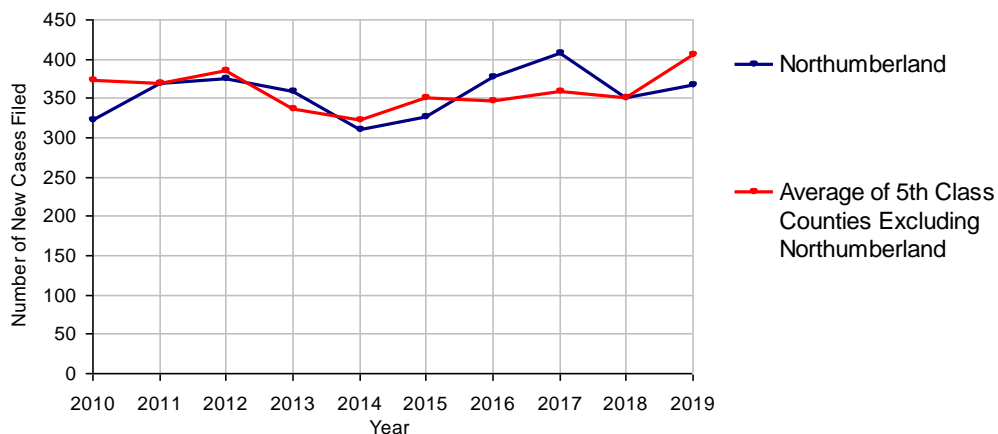
### Cases Processed

**365 100.0%**

### Cases Pending 12/31/2019

**13**

PFA New Cases Filed, 2010-2019

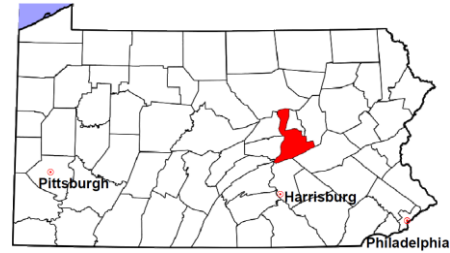


# Northumberland County

2019 Population Estimate: 90,843

Class of County: 5th

No. of Common Pleas Court Judgeships: 3



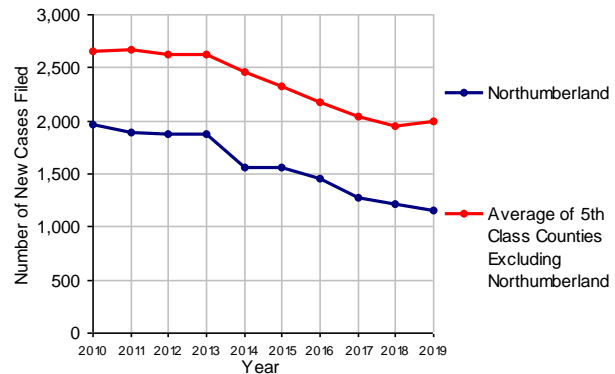
2019 Spousal & Child Support	No. of Petitions	
Cases Pending 1/1/2019	150	
New Cases Filed in 2019	1,156	
Dockets Transferred In (+)	42	
Dockets Transferred Out (-)	29	
<b>Cases Available for Processing</b>	<b>1,319</b>	
Processed By:		
Judge	36	3.1%
Intake Officer	1,098	94.2%
Hearing Officer	32	2.7%
Other	0	
<b>Cases Processed</b>	<b>1,166</b>	<b>100.0%</b>
<b>Cases Pending 12/31/2019</b>	<b>153</b>	

Data provided by PACSES

2019 Paternity	No. of Cases	
Acknowledgements Filed:		
Non-Domestic Relations Section	166	88.8%
During Conference	14	7.5%
Non-Stipulated (post genetic test)	3	1.6%
Pre-Trial Conference	4	2.1%
Total	187	100.0%
Established:		
Stipulated by Genetic Tests	26	25.2%
Default - Father Failed to Appear	16	15.5%
Adjudication by Court Proceeding	0	
Out of State	61	59.2%
Total	103	100.0%
Cases Pending 12/31/2019	37	

Data provided by PACSES

Spousal & Child Support New Cases Filed, 2010-2019



## DEFINITIONS:

### ACKNOWLEDGEMENTS FILED:

**NON-DOMESTIC RELATIONS SECTION:** The voluntary Acknowledgement of Paternity by the alleged father.

**DURING CONFERENCE:** The alleged father signed the Acknowledgement of Paternity-Waiver of Trial (PE-010) at the initial child support conference.

**NON-STIPULATED (POST GENETIC TEST):** The alleged father signed the Acknowledgement of Paternity-Waiver of Trial after genetic tests were conducted and resulted in the alleged father being determined to be the biological father.

**PRE-TRIAL CONFERENCE:** The alleged father signed the Acknowledgement of Paternity-Waiver of Trial at the pre-trial conference.

### ESTABLISHED:

**STIPULATED BY GENETIC TESTS:** The alleged father requested genetic tests and signed a stipulation that if the test results had a 99% or higher probability of paternity then the alleged father would be stipulated as the biological father of the child.

**DEFAULT - FATHER FAILED TO APPEAR:** The alleged father failed to appear after being served for either a support conference, hearing, or genetic test and a default paternity order was entered by the court.

**ADJUDICATION BY COURT PROCEEDING:** The alleged father was determined to be the biological father of the child through a court proceeding.

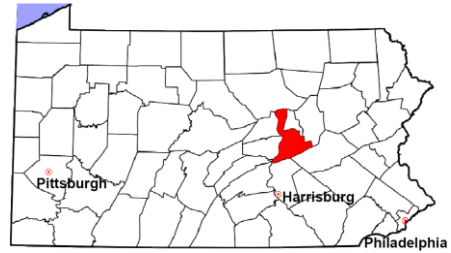
**OUT OF STATE:** Paternity was established in another state, "Out of state only".

# Northumberland County

2019 Population Estimate: 90,843

Class of County: 5th

No. of Common Pleas Court Judgeships: 3



## 2019 Custody/Partial Custody/Visitation

No. of  
Petitions

Cases Pending 1/1/2019

184

New Cases Filed in 2019

920

**Cases Available for Processing**

**1,104**

Processed By:

Judge

187

21.3%

Non-Judicial Officer

411

46.8%

Other

280

31.9%

**Cases Processed**

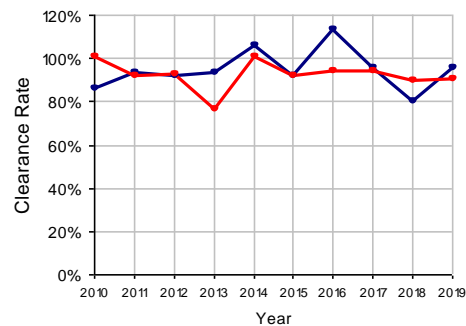
**878**

**100.0%**

**Cases Pending 12/31/2019**

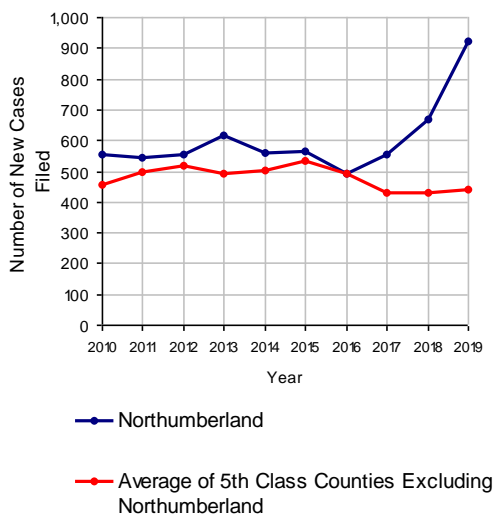
**226**

Clearance Rate, 2010-2019

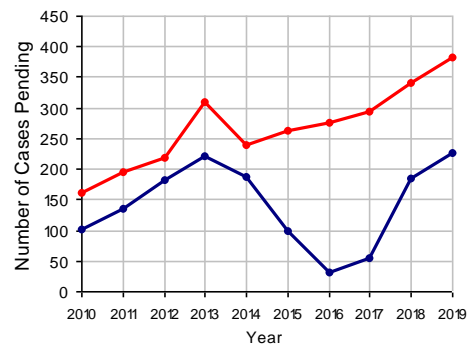


Note: Clearance Rate = Cases Processed / New Cases Filed

Custody/Partial Custody/Visitation New Cases Filed, 2010-2019



Cases Pending at the End of Year, 2010-2019

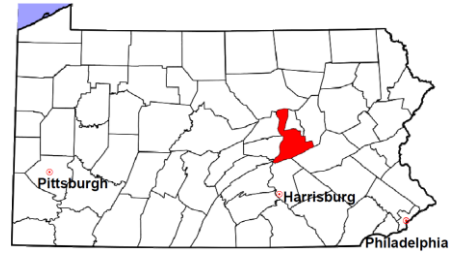


# Northumberland County

2019 Population Estimate: 90,843

Class of County: 5th

No. of Common Pleas Court Judgeships: 3



## 2019 Divorce

### No. of Petitions

Cases Pending 1/1/2019 86

New Cases Filed in 2019 275

**Cases Available for Processing 361**

Processed By:

Contested Before a Judge 11 4.6%

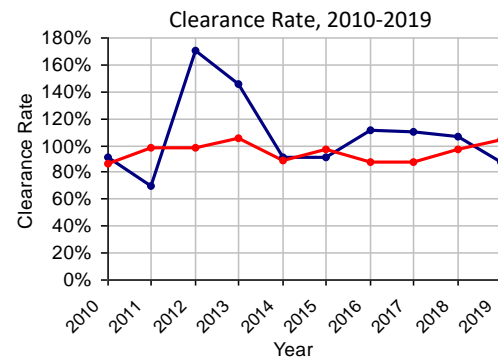
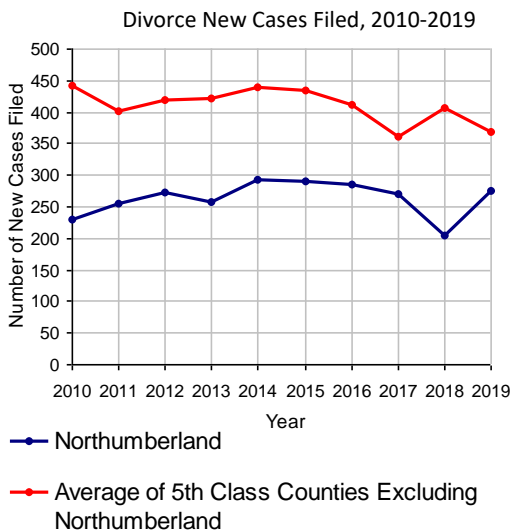
Contested Before a Non-Judicial Officer 14 5.8%

Uncontested 164 68.0%

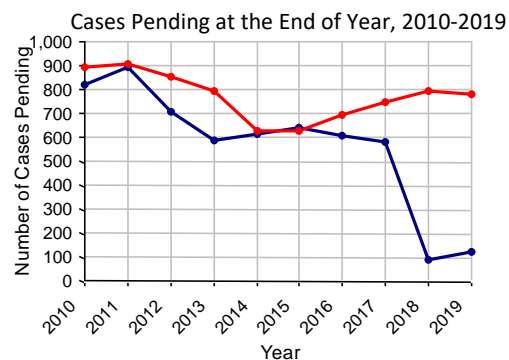
Other 52 21.6%

**Cases Processed 241 100.0%**

**Cases Pending 12/31/2019 120**



Note: Clearance Rate = Cases Processed / New Cases Filed



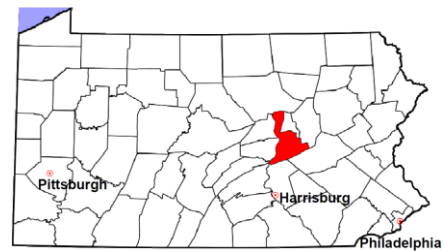


# Northumberland County

2019 Population Estimate: 90,843

Class of County: 5th

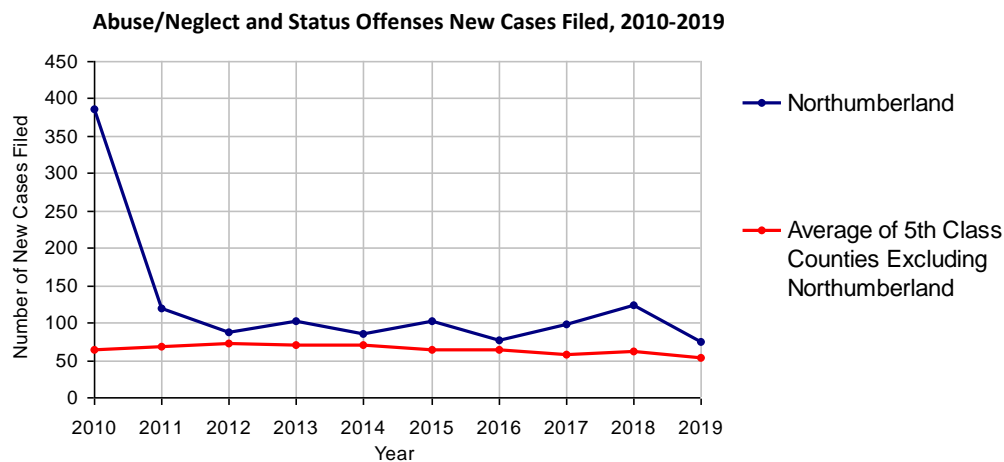
No. of Common Pleas Court Judgeships: 3



## 2019 Juvenile Dependency - Petitions Pending Adjudication

	Abuse/ Neglect	Status Offenses	Total
Cases Pending 1/1/2019	5	0	5
New Petitions Filed in 2019	74	1	75
Other	19	0	19
<b>Total Petitions Available for Processing</b>	<b>98</b>	<b>1</b>	<b>99</b>
Processed by:			
Adjudicated Dependent			
Judge	78	1	79
Juvenile Court Hearing Officer	0	0	0
Adjudicated NOT Dependent			
Judge	6	0	6
Juvenile Court Hearing Officer	0	0	0
Withdrawn/Dismissed/Inactive	13	0	13
Other	0	0	0
<b>Total Petitions Processed</b>	<b>97</b>	<b>1</b>	<b>98</b>
<b>Cases Pending 12/31/2019</b>	<b>1</b>	<b>0</b>	<b>1</b>

Data provided by CPCMS



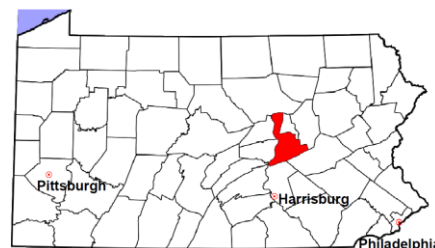
Note: (1) Prior to 2011, dependency data were collected manually. Starting from 2011, dependency data were provided by CPCMS. (2) A sharp increase or decrease may reflect changes in practice or counting methods.

# Northumberland County

2019 Population Estimate: 90,843

Class of County: 5th

No. of Common Pleas Court Judgeships: 3



## 2019 Juvenile Dependency - Adjudicated Dependent Inventory

	Abuse/ Neglect	Status Offenses	Total
Cases Pending 1/1/2019	271	1	272
New Adjudicated Dependent Cases	78	1	79
Other	1	0	1
<b>Total Adjudicated Dependent Cases</b>	<b>350</b>	<b>2</b>	<b>352</b>

### Court Supervision Terminated:

Family Reunification	42	31.8%	0		42	31.3%
Adoption	57	43.2%	1	50.0%	58	43.3%
Placement with a Relative/Guardian	29	22.0%	1	50.0%	30	22.4%
Aged Out	4	3.0%	0		4	3.0%
Other Permanency Outcomes*	0		0		0	
Other**	0		0		0	
<b>Total Adjudicated Dependent Cases Terminated</b>	<b>132</b>	<b>100.0%</b>	<b>2</b>	<b>100.0%</b>	<b>134</b>	<b>100.0%</b>
<b>Cases Pending 12/31/2019</b>	<b>218</b>		<b>0</b>		<b>218</b>	

Data provided by CPCMS

\* Other Permanency Outcomes include: adjudicated delinquent, death due to natural causes, emancipation, permanent living arrangement, and parent has come forward.

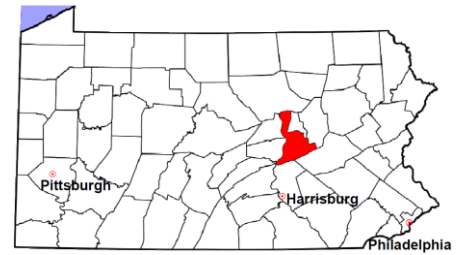
\*\* Other includes cases where court supervision is terminated due to transfer out of jurisdiction, withdrawal and administrative closure.

# Northumberland County

2019 Population Estimate: 90,843

Class of County: 5th

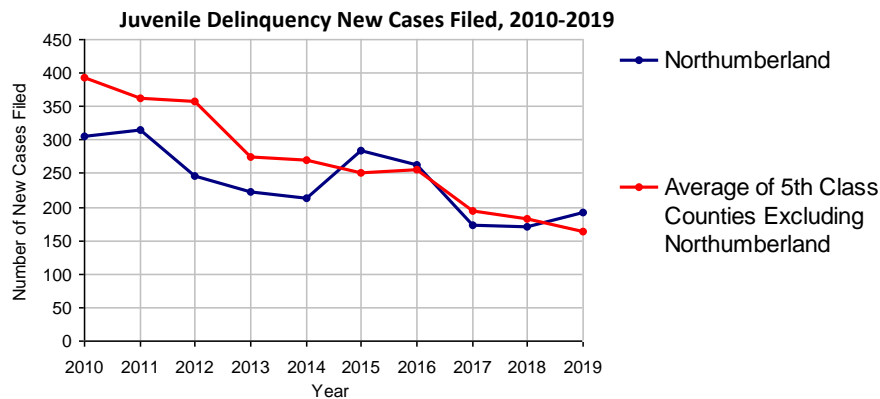
No. of Common Pleas Court Judgeships: 3



## 2019 Juvenile Delinquency - Cases Pending Disposition

<b>Begin Pending</b>	<b>112</b>
<b>New Cases</b>	<b>191</b>
Consent Decree Revoked	2
Informal Adjustment Program Revoked	0
Alternative Program Revoked	0
<b>Warrant Returned</b>	<b>1</b>
Other	20
<b>Total Cases Available for Disposition</b>	<b>326</b>
<b>Warrant Issued</b>	<b>1</b>
<b>Disposed by:</b>	
Adjudicated Delinquent by a Judge	20
Adjudicated Delinquent by a Juvenile Court Hearing Officer	0
Consent Decree Entered	52
Informal Adjustment Program Entered	82
Warned and Counseled (Pre-Petition)	3
Dismissed/Withdrawn/Transferred	22
Transferred to Criminal Court	0
Other	4
<b>Total Cases Disposed</b>	<b>183</b>
<b>End Pending</b>	<b>142</b>

Data provided by CPCMS



# Northumberland County

2019 Population Estimate: 90,843  
 Class of County: 5th  
 No. of Common Pleas Judgeships: 3

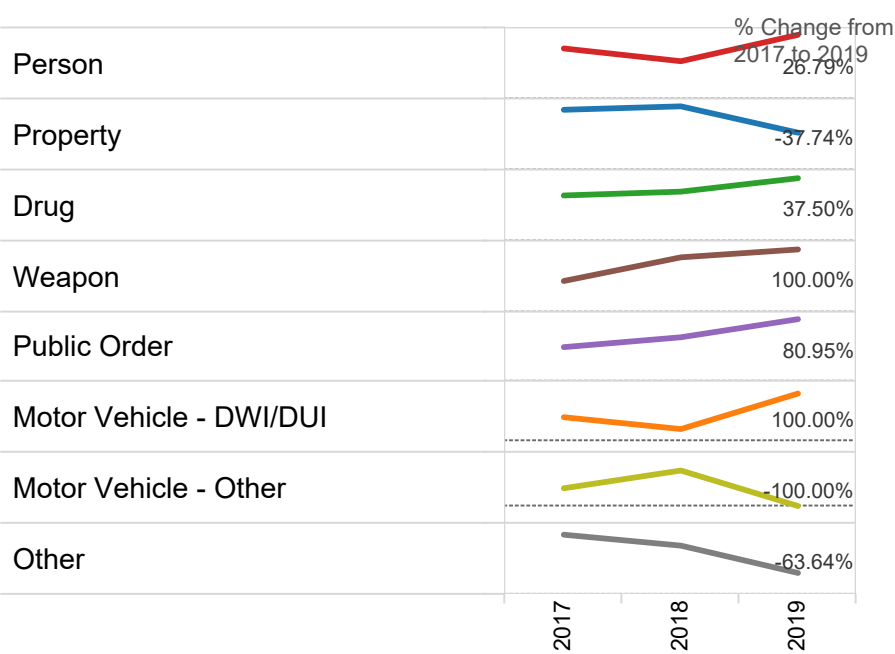


## 2019 Delinquency - New Cases by Offense Type

Case Type	Felony	Misdemeanor	Summary	Total	
Person	23	47	1	71	37.2%
Property	16	13	4	33	17.3%
Drug	0	33	0	33	17.3%
Weapon	1	7	0	8	4.2%
Public Order	5	18	15	38	19.9%
Motor Vehicle - DWI/DUI	0	4	0	4	2.1%
Motor Vehicle - Other	0	0	0	0	0.0%
Other	0	0	4	4	2.1%
Total	45	122	24	191	100.0%
	23.6%	63.9%	12.6%	100.0%	

Data provided by CPCMS

### Delinquency New Cases by Offense Type, 2017-2019

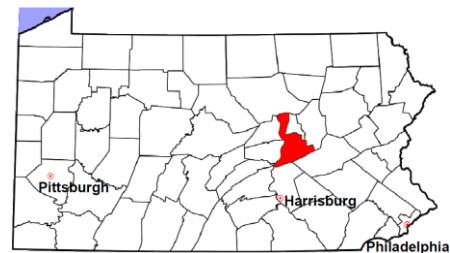


# Northumberland County

2019 Population Estimate: 90,843

Class of County: 5th

No. of Common Pleas Court Judgeships: 3



---

## 2019 Juvenile Delinquency - Formal Dispositions

---

<b>Begin Pending</b>	<b>146</b>
Adjudicated Delinquent by a Judge	20
Adjudicated Delinquent by a Juvenile Court Hearing Officer	0
Warrant Returned	1
Other	2
<b>Total Adjudicated Delinquent Cases</b>	<b>169</b>
<b>Warrant Issued</b>	<b>1</b>
<b>Court Supervision Terminated:</b>	
Conditions Satisfied	19
Compelling Reasons	3
Reached Age 21	0
Transferred to Another Juvenile Court	0
Other	2
<b>Total Adjudicated Delinquent Cases Terminated</b>	<b>24</b>
<b>End Pending</b>	<b>144</b>

---

(R) - Revised

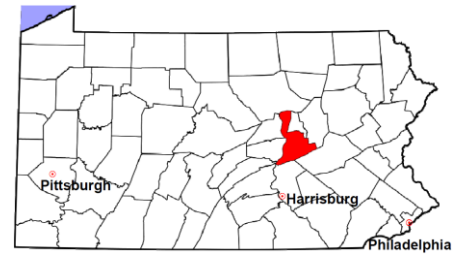
Data provided by CPCMS

# Northumberland County

2019 Population Estimate: 90,843

Class of County: 5th

No. of Common Pleas Court Judgeships: 3



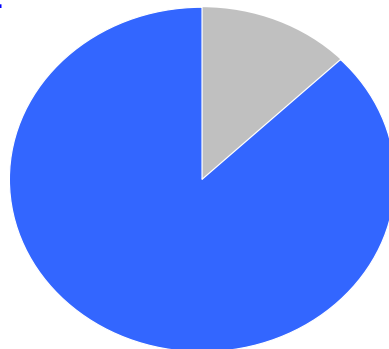
## 2019 Juvenile Delinquency - Informal Dispositions

<b>Pending Consent Decrees</b>	<b>31</b>
<b>Pending Informal Adjustments</b>	<b>152</b>
New Consent Decrees	52
<b>New Informal Adjustments</b>	<b>82</b>
Warrant Returned	2
<b>Other</b>	<b>31</b>
<b>Cases Informally Disposed</b>	<b>350</b>
<b>Warrant Issued</b>	<b>2</b>
<b>Terminated by:</b>	
Consent Decree Completed	32
<b>Informal Adjustment Completed</b>	<b>80</b>
Consent Decree Revoked	2
Informal Adjustment Program Revoked	0
<b>Other</b>	<b>6</b>
<b>Total Informally Disposed Cases Terminated</b>	<b>120</b>
<b>End Pending</b>	<b>228</b>

(R) - Revised

Data provided by CPCMS

Informal Dispositions: **87%**



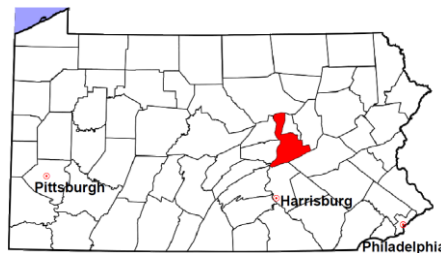
Delinquency Cases are disposed either formally, at a proceeding held before a judge or hearing officer, or informally without a proceeding. Informal dispositions include informal adjustments supervised by a juvenile probation officer; consent decrees agreed upon with the District Attorney after a petition is filed; or other pre-petition process by the juvenile probation department.

# Northumberland County

2019 Population Estimate: 90,843

Class of County: 5th

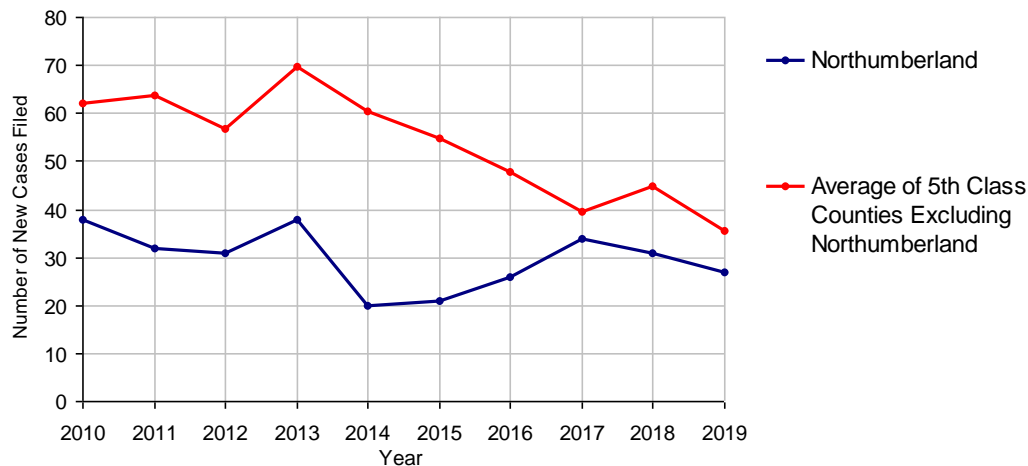
No. of Common Pleas Court Judgeships: 3



## 2019 Accounts

	No. of Cases	
Cases Pending 1/1/2019	2	
New Cases Filed in 2019	27	
<b>Cases Available for Processing</b>	<b>29</b>	
Processed By:		
Contested before a Judge	0	
Contested before a Non-Judicial Officer	0	
Uncontested	26	100.0%
Other	0	
<b>Cases Processed</b>	<b>26</b>	<b>100.0%</b>
<b>Cases Pending 12/31/2019</b>	<b>3</b>	

Accounts New Cases Filed, 2010-2019

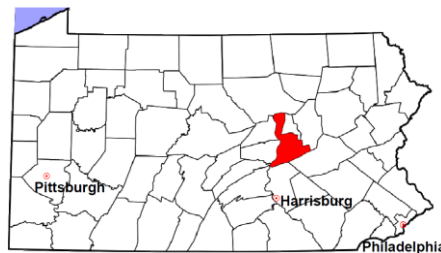


# Northumberland County

2019 Population Estimate: 90,843

Class of County: 5th

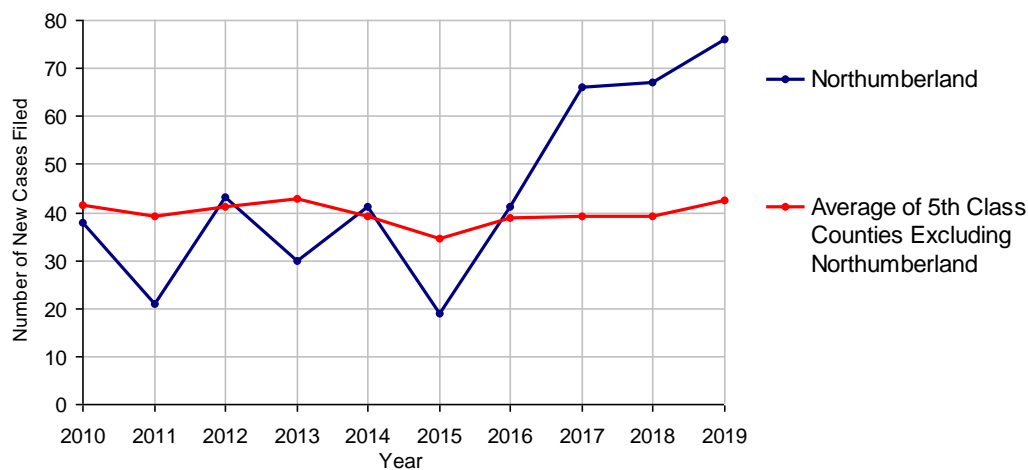
No. of Common Pleas Court Judgeships: 3



## 2019 Adoptions

	No. of Cases	
Cases Pending 1/1/2019	6	
New Cases Filed in 2019	76	
<b>Cases Available for Processing</b>	<b>82</b>	
Processed By:		
Contested before a Judge	Granted	0
	Denied	0
Uncontested	Granted	81 100.0%
	Denied	0
Other	0	
<b>Cases Processed</b>	<b>81</b>	<b>100.0%</b>
<b>Cases Pending 12/31/2019</b>	<b>1</b>	

Adoptions New Cases Filed, 2010-2019



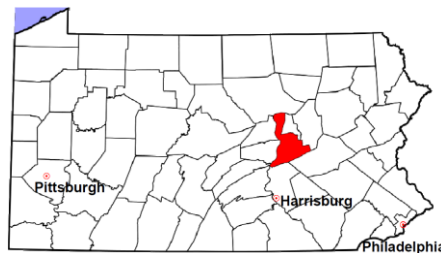


# Northumberland County

2019 Population Estimate: 90,843

Class of County: 5th

No. of Common Pleas Court Judgeships: 3



## 2019 Relinquishments/Terminations

**No. of  
Cases**

Cases Pending 1/1/2019

60

New Cases Filed in 2019

148

**Cases Available for Processing**

**208**

Processed By:

Contested before a Judge

0

Uncontested

106

95.5%

Other

5

4.5%

**Cases Processed**

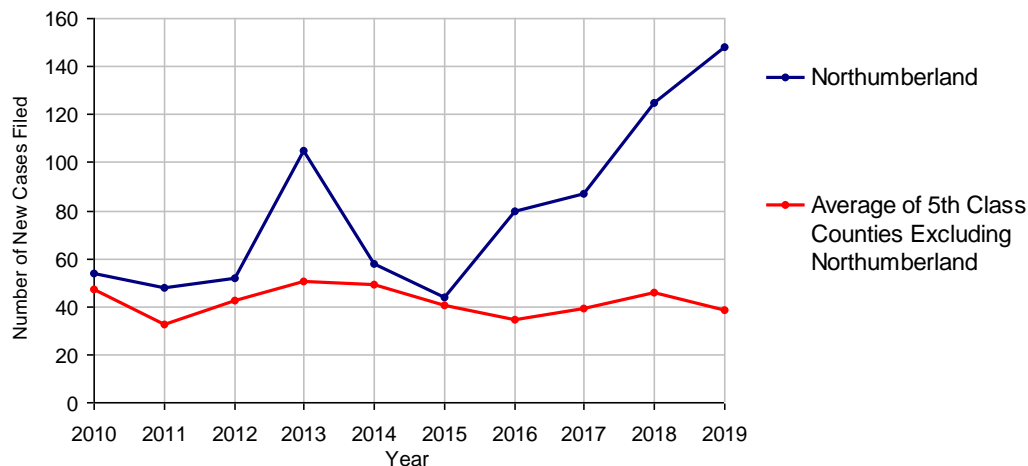
**111**

**100.0%**

**Cases Pending 12/31/2019**

**97**

Relinquishments/Terminations New Cases Filed, 2010-2019

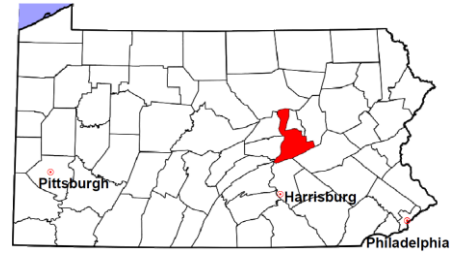


# Northumberland County

2019 Population Estimate: 90,843

Class of County: 5th

No. of Common Pleas Court Judgeships: 3



## 2019 Appointment of Guardians

**No. of  
Cases**

Cases Pending 1/1/2019

19

New Cases Filed in 2019

54

**Cases Available for Processing**

**73**

Processed By:

Contested before a Judge

0

Uncontested

45

95.7%

Other

2

4.3%

**Cases Processed**

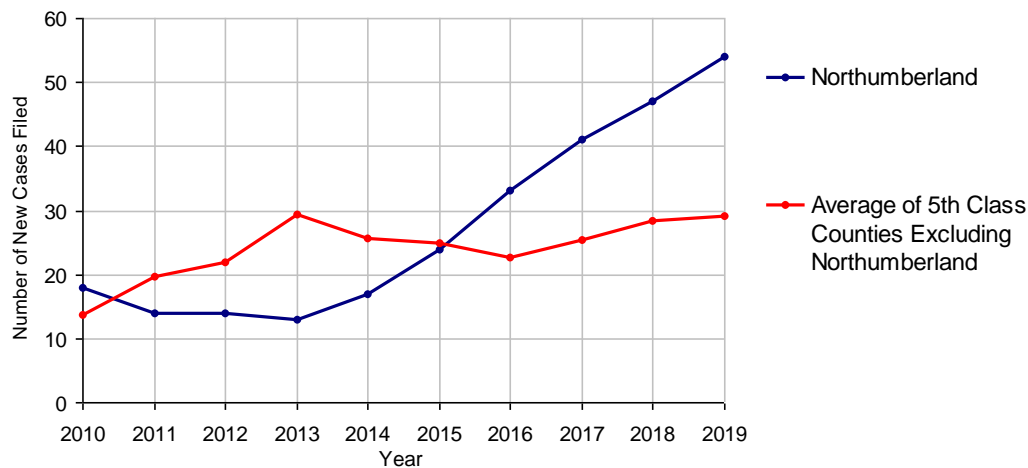
**47**

**100.0%**

**Cases Pending 12/31/2019**

**26**

**Appointment of Guardians New Cases Filed, 2010-2019**



# Northumberland County

2019 Population Estimate: 90,843

Class of County: 5th

No. of Common Pleas Court Judgeships: 3



## 2019 Jury Yield and Utilization

### Jury Yield

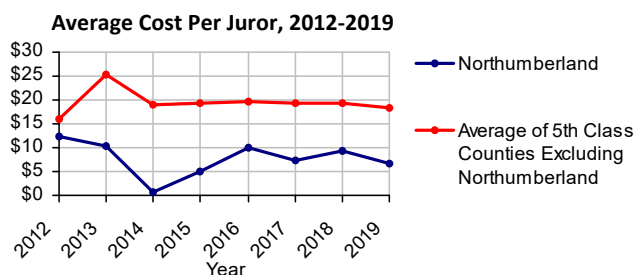
Qualification Questionnaires/Summonses Mailed:	5,668	A		
Returned Undeliverable:	717	B	12.6%	Of Qualification Questionnaires/Summonses Mailed
Not Responded to:	1,067	C	18.8%	
the Number of Prospective Jurors:				
Disqualified:	49	D	0.9%	
Exempted:	64	E	1.1%	Of Jurors Qualified and Available
Excused:	715	F	12.6%	
Deferred to New Term:	1,673	G	29.5%	
Deferred from Previous Term:	0	H		
Total Number of Qualified Jurors Available for Service:	1,383	I	24.4%	
$I = A - B - C - D - E - F - G + H$				

### Jury Utilization

the Number of Jurors:				
Reporting for Service:	1,571		113.6%	Of Jurors Qualified and Available
Told Not to Report for Service:	1,973		142.7%	
Sent to Courtroom for Jury Selection (Voir Dire):	1,571		100.0%	Of Jurors Reporting for Service
Utilized in incomplete jury selection:	444		28.3%	
Impaneled or Sworn (jurors/alternates):	170		10.8%	
Removed for Cause/Hardship:	50			
Removed by Peremptory Challenge:	41			

### Jury Costs

Total Annual Budget for Juror Operations:	\$38,233.00	J
Average Cost Per Juror:	\$6.75	K
$K = J/A$		

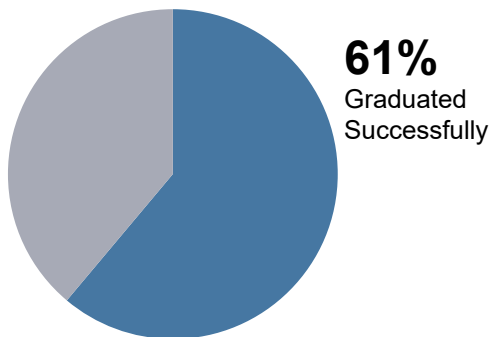


# Northumberland County

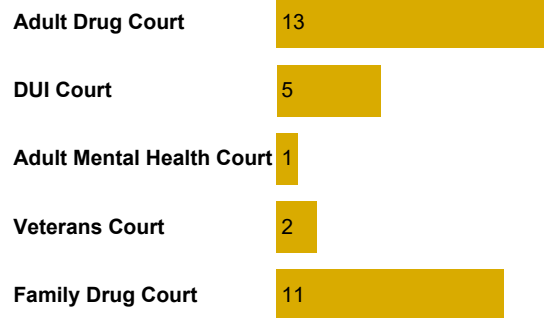
## 2019 Problem Solving Courts

### 18 Discharges

Of All Court Participants Discharged:



### 32 Admissions

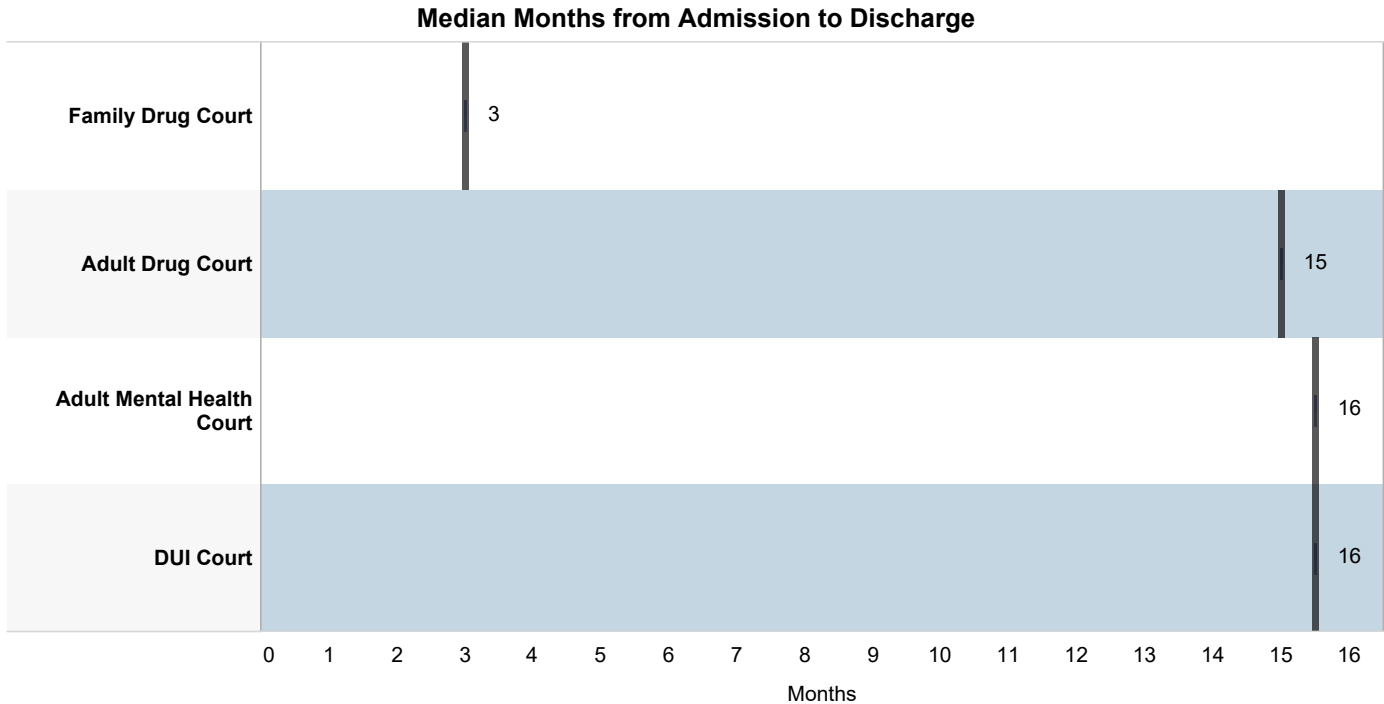


### Discharge Reason

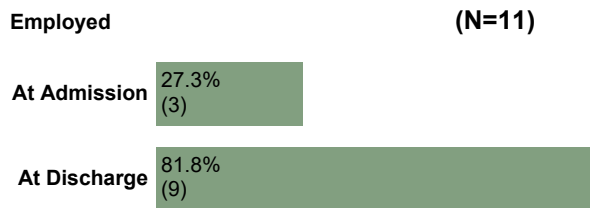
	Successfully Completed	Unsuccessful /Non-Compliant	Other	Total Discharges
Adult Drug Court	5 (45.5%)	5 (45.5%)	1 (9.1%)	11 (100.0%)
DUI Court	4 (100.0%)			4 (100.0%)
Adult Mental Health Court	2 (100.0%)			2 (100.0%)
Family Drug Court		1 (100.0%)		1 (100.0%)

# Northumberland County

## 2019 Problem Solving Courts



**Among successful graduates, there was a 200% increase in employment.**



**78% of the employed successful graduates were employed full time:**

