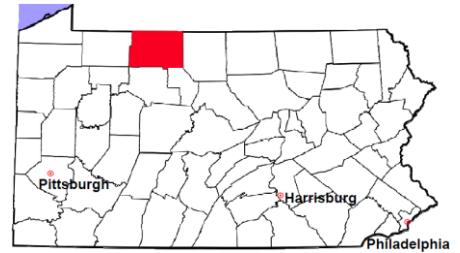


# McKean County

2018 Population Estimate: 40,968

Class of County: 6th

No. of Common Pleas Court Judgeships: 2



## 2018 Criminal No. of Cases

Cases Pending 1/1/2018	188
New Cases Filed in 2018	563
Reopened Cases	18
<b>Cases Available for Processing</b>	<b>769</b>

### Processed by:

Withdrawn/Dismissed	36	6.3%
Diversionsary Disposition*	124	21.7%
Guilty Plea	342	59.8%
Non-Jury Trial	24	4.2%
Jury Trial	23	4.0%
Inactive	7	1.2%
Other	16	2.8%
<b>Total Cases Processed</b>	<b>572</b>	<b>100.0%</b>

**Cases Pending 12/31/2018** **197**

Cases Awaiting Sentencing 34

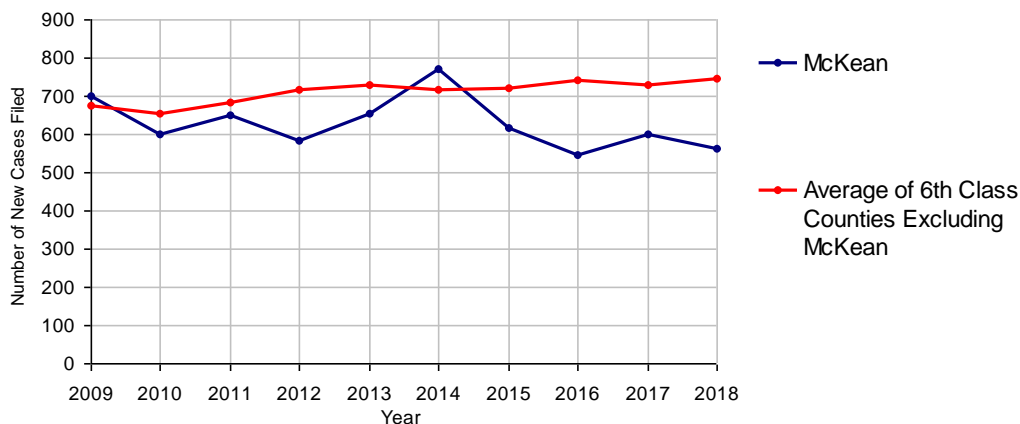
Data provided by CPCMS

\* Includes other diversionary programs such as Veterans Court.

## Age of Pending Cases as of 12/31/2018

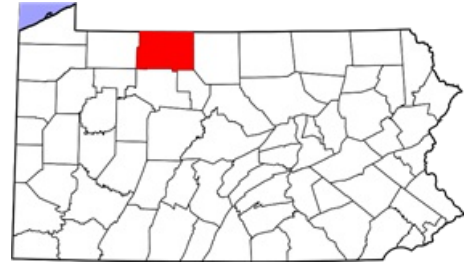
0-60 Days	66	33.5%
61-120 Days	38	19.3%
121-180 Days	30	15.2%
181-240 Days	14	7.1%
241-300 Days	15	7.6%
301-360 Days	12	6.1%
Over 360 Days	22	11.2%
<b>Total</b>	<b>197</b>	<b>100.0%</b>

Criminal New Cases, 2009-2018



# McKean County

2018 Population Estimate: 40,968  
 Class of County: 6th  
 No. of Common Pleas Judgeships: 2

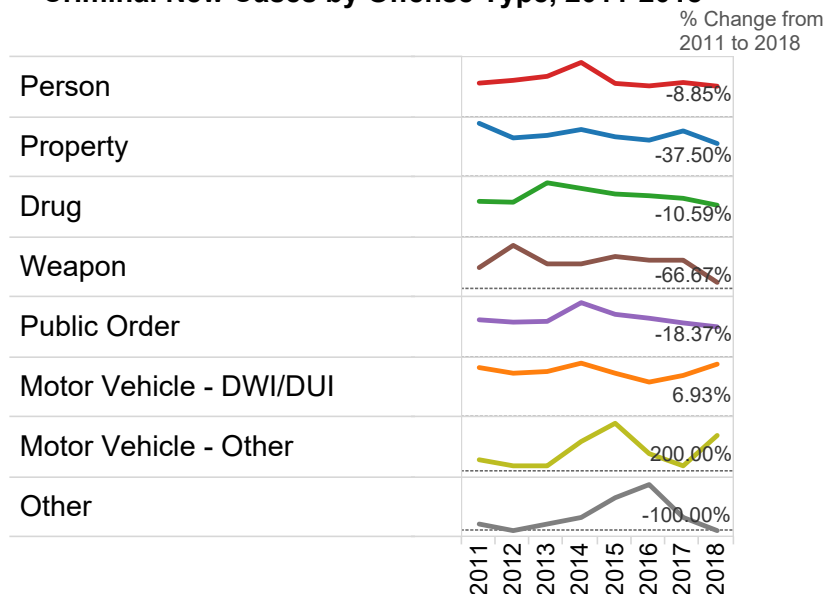


## 2018 Criminal - New Cases by Offense Type

Case Type	Felony	Misdemeanor	Summary	Total	
Person	51	51	1	103	18.3%
Property	59	59	2	120	21.3%
Drug	33	43	0	76	13.5%
Weapon	2	0	0	2	0.4%
Public Order	9	31	0	40	7.1%
Motor Vehicle - DWI/DUI	0	216	0	216	38.4%
Motor Vehicle - Other	0	4	2	6	1.1%
Other	0	0	0	0	0.0%
Total	154	404	5	563	100.0%
	27.4%	71.8%	0.9%	100.0%	

Data provided by CPCMS

## Criminal New Cases by Offense Type, 2011-2018

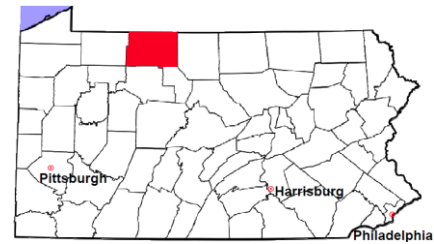


# McKean County

2018 Population Estimate: 40,968

Class of County: 6th

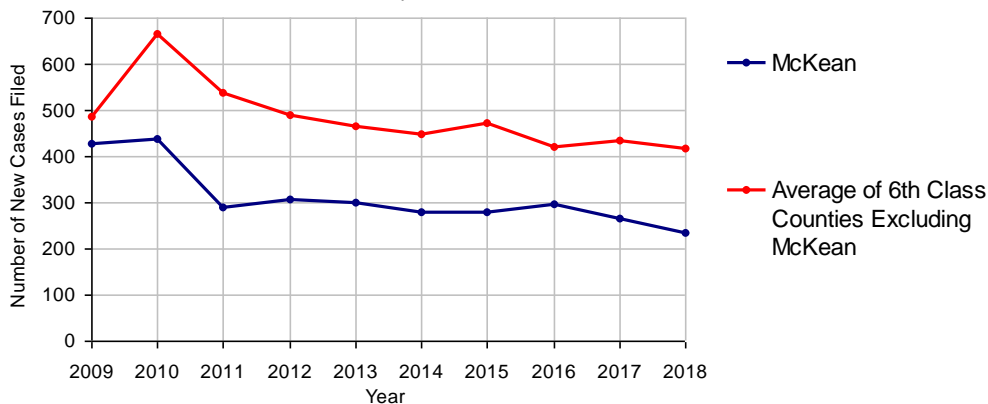
No. of Common Pleas Court Judgeships: 2



2018 Civil	Civil Action	Other	Total
Cases Pending 1/1/2018	116	144	260
Docketed Cases	148	85	233
Arbitration Appeals	0	0	0
Transferred In	0	0	0
Returned to Active	0	0	0
<b>Cases Available for Processing</b>	<b>264</b>	<b>229</b>	<b>493</b>
Processed By:			
Default Judgments	14	17	31
<b>Cases Decided by Arbitration Board</b>	<b>8</b>	<b>1</b>	<b>9</b>
Dispositive Motions	0	0	0
<b>Settlements</b>	<b>5</b>	<b>6</b>	<b>11</b>
Moved to Inactive Status	0	4	4
<b>Transferred/Withdrawn</b>	<b>0</b>	<b>0</b>	<b>0</b>
Dismissed/Discontinued	50	45	95
<b>Administrative Purge</b>	<b>0</b>	<b>0</b>	<b>0</b>
Other	20	24	44
<b>Jury Trial</b>	<b>0</b>	<b>0</b>	<b>0</b>
Non-Jury Trial	0	0	0
<b>Total Cases Processed</b>	<b>97</b>	<b>97</b>	<b>194</b>
<b>Cases Pending 12/31/2018</b>	<b>167</b>	<b>132</b>	<b>299</b>

Age of Pending Cases as of 12/31/2018 (Civil Action Only)		
0-6 months	120	71.9%
<b>7-12 months</b>	<b>29</b>	<b>17.4%</b>
13-18 months	7	4.2%
<b>19-24 months</b>	<b>6</b>	<b>3.6%</b>
25-30 months	1	0.6%
<b>31-36 months</b>	<b>2</b>	<b>1.2%</b>
37-42 months	0	
<b>43-48 months</b>	<b>1</b>	<b>0.6%</b>
49-54 months	0	
<b>55-60 months</b>	<b>0</b>	
61-66 months	0	
<b>67-72 months</b>	<b>0</b>	
Over 72 months	1	0.6%
<b>Total</b>	<b>167</b>	<b>100.0%</b>

Docketed Cases, 2009-2018



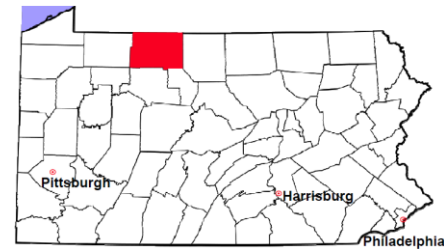
Note: Prior to June 2010, docketed cases under the "Other" category were not reported. The inclusion of these cases starting from June 2010 may contribute to an increase in docketed cases from 2009 to 2010.

# McKean County

2018 Population Estimate: 40,968

Class of County: 6th

No. of Common Pleas Court Judgeships: 2



## 2018 Civil - Docketed Cases Listed by Case Type

### TORT 12 5.2%

*(does not include mass tort)*

Intentional	1
Malicious Prosecution	0
Motor Vehicle	5
Nuisance	0
Premise Liability	5
Product Liability	0
Slander/Libel/Defamation	0
Other	1

### MASS TORT 0

Asbestos	0
Tobacco	0
Toxic Tort - DES	0
Toxic Tort - Implant	0
Toxic Waste	0
Other	0

### PROFESSIONAL LIABILITY 0

Dental	0
Legal	0
Medical Malpractice	0
Other	0

### CONTRACT 136 58.4%

*(does not include judgments)*

Buyer Plaintiff	12
Debt Collection: Credit Card	56
Debt Collection: Other	59
Employment Dispute: Discrimination	0
Employment Dispute: Other	0
Other	9

### Of the Docketed Cases:

Pro Se Filings:	0	Class Action Suits	0	MDJ Appeals:	0
-----------------	---	--------------------	---	--------------	---

\*Civil Other

### REAL PROPERTY 67 28.8%

Ejectment*	6
Eminent Domain/Condemnation*	5
Ground Rent	0
Landlord/Tenant Dispute	0
Mortgage Foreclosure:	
Residential*	50
Commercial*	0
Partition of Real Property*	1
Quiet Title*	4
Other*	1

### CIVIL APPEALS 3 1.3%

*- Administrative Agencies*

Board of Assessment*	0
Board of Elections*	0
Dept. of Transportation*	2
Zoning Board*	0
Statutory Appeal - Other*	0
Other*	1

### MISCELLANEOUS 15 6.4%

Common Law/	
Statutory Arbitration*	0
Declaratory Judgment*	1
Mandamus*	0
Non-Domestic Relations	
Restraining Order*	0
Quo Warranto*	0
Replevin*	4
Other*	10

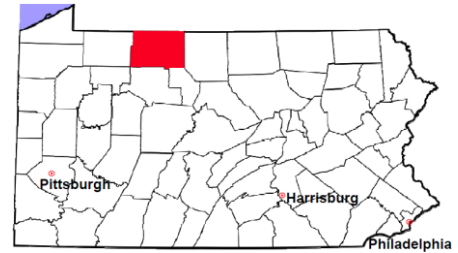
### TOTAL DOCKETED CASES: 233 100.0%

# McKean County

2018 Population Estimate: 40,968

Class of County: 6th

No. of Common Pleas Court Judgeships: 2



## 2018 Protection From Abuse

**No. of  
Petitions**

Cases Pending 1/1/2018

12

New Cases Filed in 2018

90

*Of these, Petitions Requesting Temporary Orders: 90 (100.0%)*

*Temporary Orders DENIED: 2 (2.2%), Temporary Orders GRANTED: 88 (97.8%)*

### Cases Available for Processing

**102**

Processed By:

Temporary Order DENIED After Ex Parte Hearing and No Evidentiary Hearing Scheduled

0

Temporary Order DISMISSED After Evidentiary Hearing and No Final Order Entered

0

Final Order DENIED After Evidentiary Hearing Before a Judge or a Judicial Officer

2

2.3%

Final Order GRANTED After Evidentiary Hearing Before a Judge or a Judicial Officer

58

66.7%

Plaintiff Did Not Appear For Evidentiary Hearing

0

Final Order by STIPULATION OR AGREEMENT Between the Parties

0

Petition WITHDRAWN by Plaintiff

27

31.0%

TRANSFERRED to Another Jurisdiction

0

Other

0

### Cases Processed

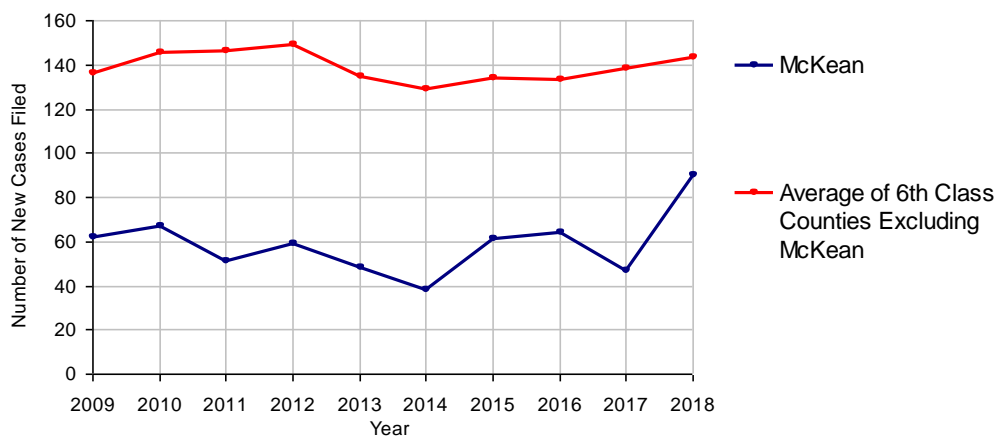
**87**

**100.0%**

### Cases Pending 12/31/2018

**15**

PFA New Cases Filed, 2009-2018

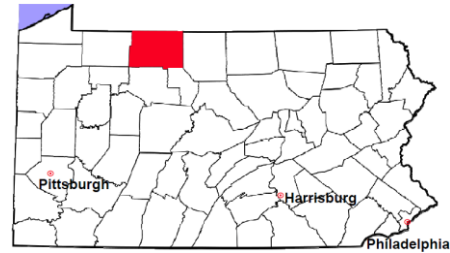


# McKean County

2018 Population Estimate: 40,968

Class of County: 6th

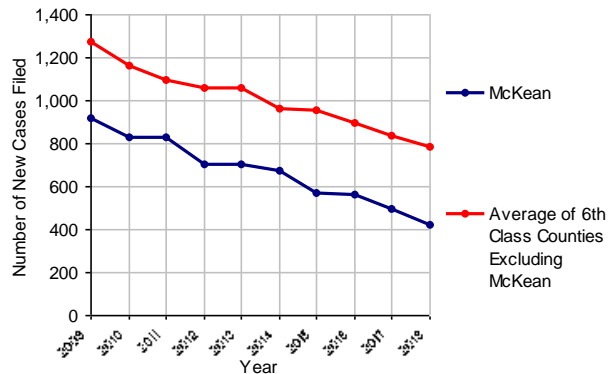
No. of Common Pleas Court Judgeships: 2



2018 Spousal & Child Support	No. of Petitions	
Cases Pending 1/1/2018	125	
New Cases Filed in 2018	420	
Dockets Transferred In (+)	0	
Dockets Transferred Out (-)	3	
<b>Cases Available for Processing</b>	<b>542</b>	
Processed By:		
Judge	14	2.9%
Intake Officer	109	22.7%
Hearing Officer	358	74.4%
Other	0	
<b>Cases Processed</b>	<b>481</b>	<b>100.0%</b>
<b>Cases Pending 12/31/2018</b>	<b>61</b>	

Data provided by PACSES

Spousal & Child Support New Cases Filed, 2009-2018



2018 Paternity	No. of Cases	
Acknowledgements Filed:		
Non-Domestic Relations Section	65	83.3%
During Conference	3	3.8%
Non-Stipulated (post genetic test)	0	
Pre-Trial Conference	10	12.8%
Total	78	100.0%
Established:		
Stipulated by Genetic Tests	11	35.5%
Default - Father Failed to Appear	2	6.5%
Adjudication by Court Proceeding	0	
Out of State	18	58.1%
Total	31	100.0%
Cases Pending 12/31/2018	14	

Data provided by PACSES

## DEFINITIONS:

### ACKNOWLEDGEMENTS FILED:

**NON-DOMESTIC RELATIONS SECTION:** The voluntary Acknowledgement of Paternity by the alleged father.

**DURING CONFERENCE:** The alleged father signed the Acknowledgement of Paternity-Waiver of Trial (PE-010) at the initial child support conference.

**NON-STIPULATED (POST GENETIC TEST):** The alleged father signed the Acknowledgement of Paternity-Waiver of Trial after genetic tests were conducted and resulted in the alleged father being determined to be the biological father.

**PRE-TRIAL CONFERENCE:** The alleged father signed the Acknowledgement of Paternity-Waiver of Trial at the pre-trial conference.

### ESTABLISHED:

**STIPULATED BY GENETIC TESTS:** The alleged father requested genetic tests and signed a stipulation that if the test results had a 99% or higher probability of paternity then the alleged father would be stipulated as the biological father of the child.

**DEFAULT - FATHER FAILED TO APPEAR:** The alleged father failed to appear after being served for either a support conference, hearing, or genetic test and a default paternity order was entered by the court.

**ADJUDICATION BY COURT PROCEEDING:** The alleged father was determined to be the biological father of the child through a court proceeding.

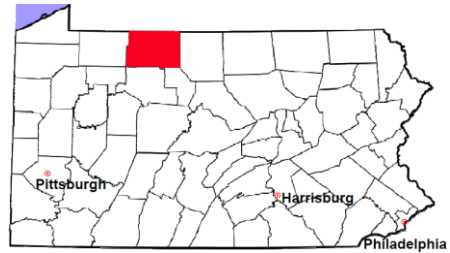
**OUT OF STATE:** Paternity was established in another state, "Out of state only"

# McKean County

2018 Population Estimate: 40,968

Class of County: 6th

No. of Common Pleas Court Judgeships: 2



## 2018 Custody/Partial Custody/Visitation

No. of  
Petitions

Cases Pending 1/1/2018

116

New Cases Filed in 2018

323

**Cases Available for Processing**

**439**

Processed By:

Judge

139

45.7%

Non-Judicial Officer

150

49.3%

Other

15

4.9%

**Cases Processed**

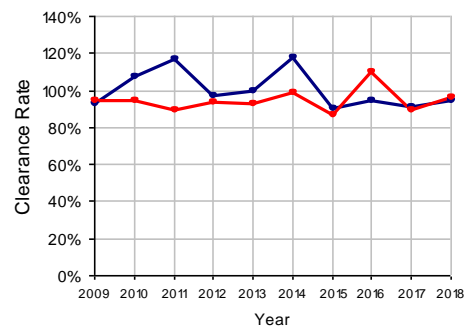
**304**

**100.0%**

**Cases Pending 12/31/2018**

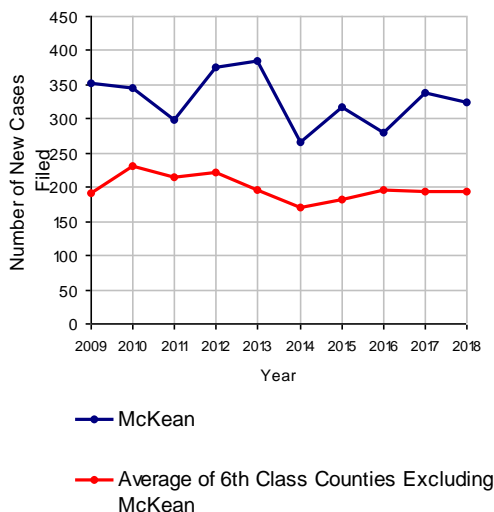
**135**

Clearance Rate, 2009-2018

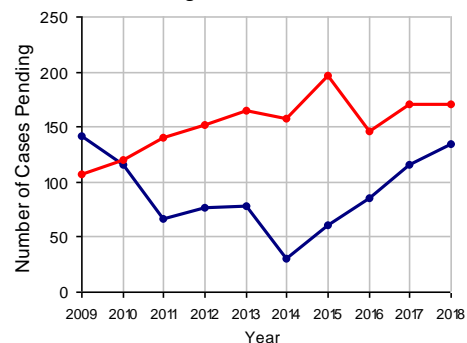


Note: Clearance Rate = Cases Processed / New Cases Filed

Custody/Partial Custody/Visitation New Cases Filed, 2009-2018



Cases Pending at the End of Year, 2009-2018

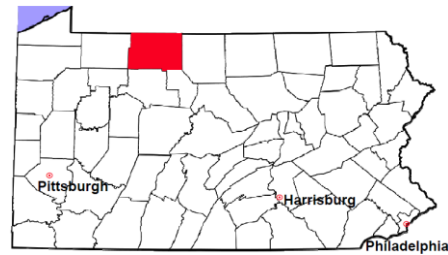


# McKean County

2018 Population Estimate: 40,968

Class of County: 6th

No. of Common Pleas Court Judgeships: 2



## 2018 Divorce

### No. of Petitions

Cases Pending 1/1/2018

1

New Cases Filed in 2018

128

**Cases Available for Processing**

**129**

Processed By:

Contested Before a Judge

0

Contested Before a Master

31

25.2%

Uncontested

83

67.5%

Other

9

7.3%

**Cases Processed**

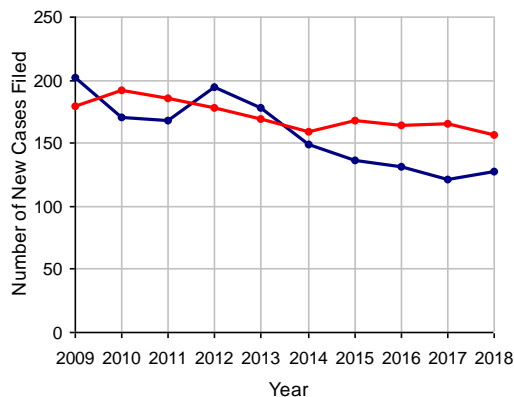
**123**

**100.0%**

**Cases Pending 12/31/2018**

**6**

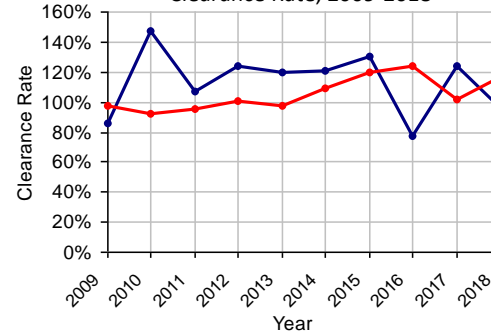
Divorce New Cases Filed, 2009-2018



— McKean

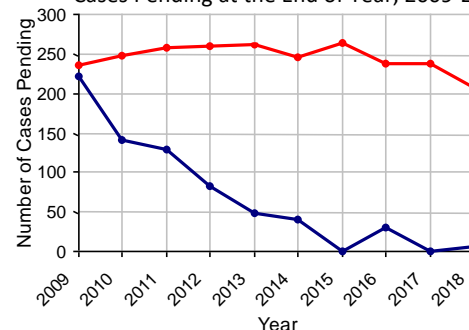
— Average of 6th Class Counties Excluding McKean

Clearance Rate, 2009-2018



Note: Clearance Rate = Cases Processed / New Cases Filed

Cases Pending at the End of Year, 2009-2018



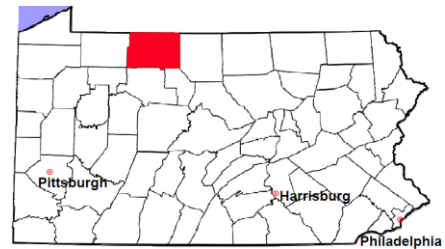


# McKean County

2018 Population Estimate: 40,968

Class of County: 6th

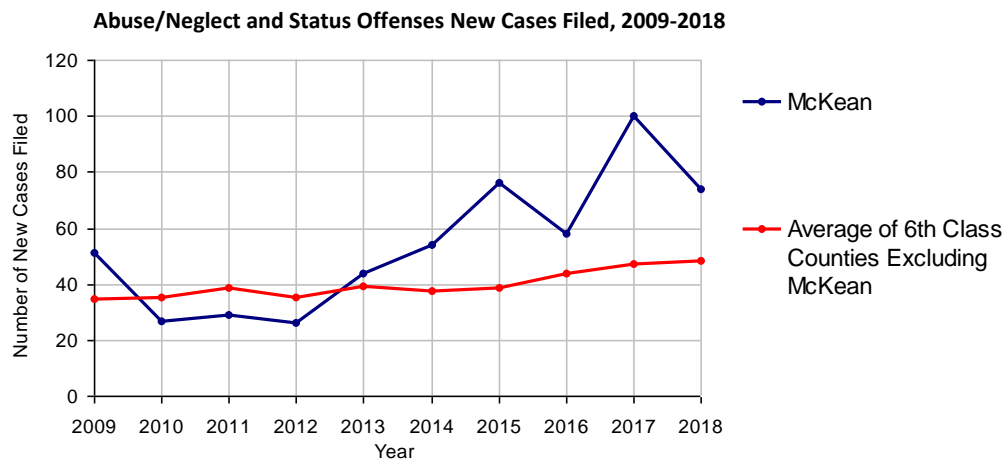
No. of Common Pleas Court Judgeships: 2



## 2018 Juvenile Dependency - Petitions Pending Adjudication

	Abuse/ Neglect	Status Offenses	Total
Cases Pending 1/1/2018	20	0	20
New Petitions Filed in 2018	68	6	74
Other	12	0	12
<b>Total Petitions Available for Processing</b>	<b>100</b>	<b>6</b>	<b>106</b>
Processed by:			
Adjudicated Dependent			
Judge	27	2	29
Juvenile Court Hearing Officer	33	1	34
Adjudicated NOT Dependent			
Judge	3	0	3
Juvenile Court Hearing Officer	9	0	9
Withdrawn/Dismissed/Inactive	0	0	0
Other	12	1	13
<b>Total Petitions Processed</b>	<b>84</b>	<b>4</b>	<b>88</b>
<b>Cases Pending 12/31/2018</b>	<b>16</b>	<b>2</b>	<b>18</b>

Data provided by CPCMS



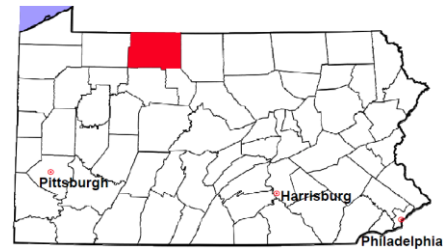
Note: Prior to 2011, dependency data were collected manually. Starting from 2011, dependency data were provided by CPCMS.

# McKean County

2018 Population Estimate: 40,968

Class of County: 6th

No. of Common Pleas Court Judgeships: 2



## 2018 Juvenile Dependency - Adjudicated Dependent Inventory

	Abuse/ Neglect	Status Offenses	Total
Cases Pending 1/1/2018	122	3	125
New Adjudicated Dependent Cases	60	3	63
Other	2	0	2
<b>Total Adjudicated Dependent Cases</b>	<b>184</b>	<b>6</b>	<b>190</b>

### Court Supervision Terminated:

Family Reunification	18	41.9%	0	18	41.9%
Adoption	5	11.6%	0	5	11.6%
Placement with a Relative/Guardian	12	27.9%	0	12	27.9%
Aged Out	1	2.3%	0	1	2.3%
Other Permanency Outcomes*	1	2.3%	0	1	2.3%
Other**	6	14.0%	0	6	14.0%

<b>Total Adjudicated Dependent Cases Terminated</b>	<b>43</b>	<b>100.0%</b>	<b>0</b>	<b>100.0%</b>	<b>43</b>	<b>100.0%</b>
---	-----------	---------------	----------	---------------	-----------	---------------

<b>Cases Pending 12/31/2018</b>	<b>141</b>		<b>6</b>		<b>147</b>
---------------------------------	------------	--	----------	--	------------

Data provided by CPCMS

\* Other Permanency Outcomes include: adjudicated delinquent, death due to natural causes, emancipation, permanent living arrangement, and parent has come forward.

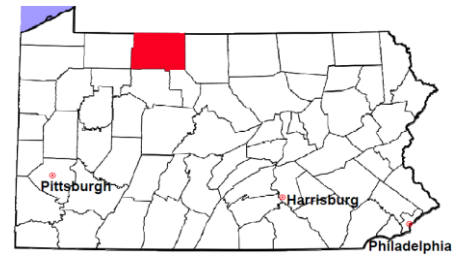
\*\* Other includes cases where court supervision is terminated due to transfer out of jurisdiction, withdrawal and administrative closure.

# McKean County

2018 Population Estimate: 40,968

Class of County: 6th

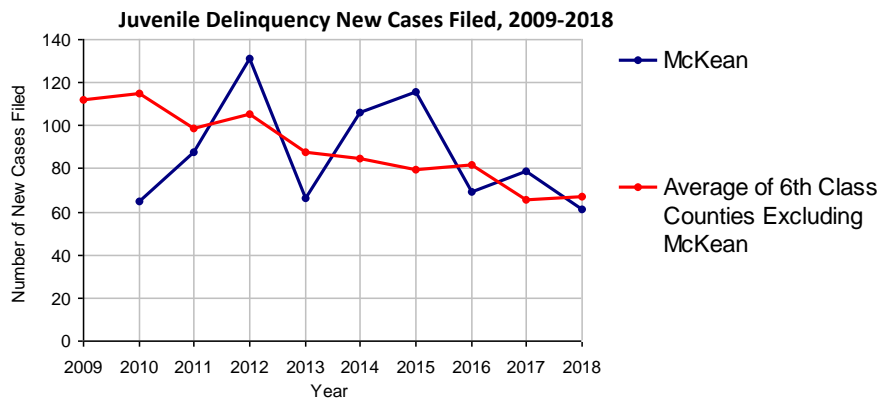
No. of Common Pleas Court Judgeships: 2



## 2018 Juvenile Delinquency - Cases Pending Disposition

<b>Begin Pending</b>	<b>44</b>
<b>New Cases</b>	<b>61</b>
Consent Decree Revoked	0
Informal Adjustment Program Revoked	0
Alternative Program Revoked	0
<b>Warrant Returned</b>	<b>1</b>
Other	6
<b>Total Cases Available for Disposition</b>	<b>112</b>
<b>Warrant Issued</b>	<b>0</b>
<b>Disposed by:</b>	
Adjudicated Delinquent by a Judge	21
Adjudicated Delinquent by a Juvenile Court Hearing Officer	0
Consent Decree Entered	34
Informal Adjustment Program Entered	6
Warned and Counseled (Pre-Petition)	0
Dismissed/Withdrawn/Transferred	12
Transferred to Criminal Court	0
<b>Other</b>	<b>19</b>
<b>Total Cases Disposed</b>	<b>92</b>
<b>End Pending</b>	<b>20</b>

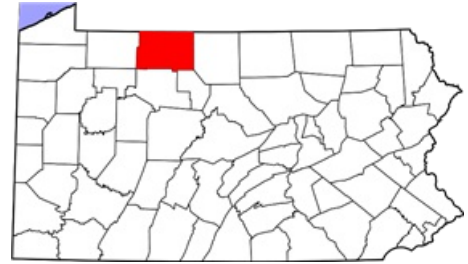
Data provided by CPCMS



Note: Data for 2009 are not available.

## McKean County

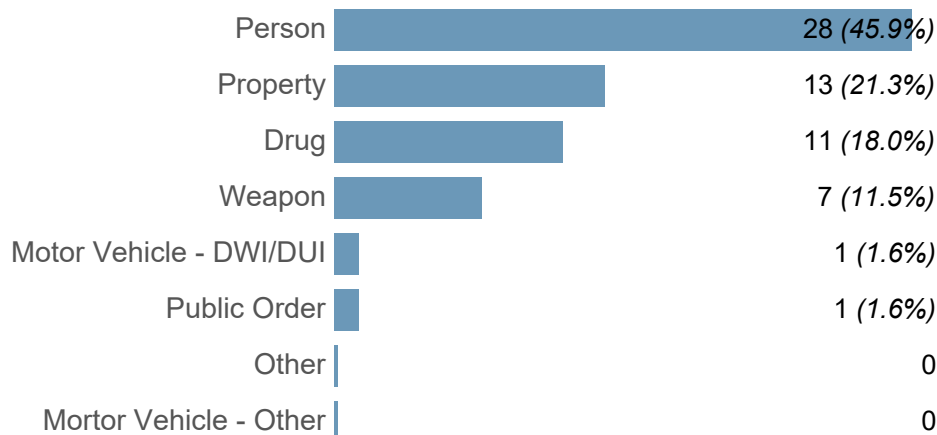
2017 Population Estimate: 40,968  
 Class of County: 6th  
 No. of Common Pleas Judgeships: 2



### 2018 Delinquency - New Cases by Offense Type

Case Type	Felony	Misdemeanor	Summary	Total	
Person	9	19	0	28	45.9%
Property	5	8	0	13	21.3%
Drug	2	9	0	11	18.0%
Weapon	0	7	0	7	11.5%
Public Order	0	1	0	1	1.6%
Motor Vehicle - DWI/DUI	0	1	0	1	1.6%
Mortor Vehicle - Other	0	0	0	0	0.0%
Other	0	0	0	0	0.0%
Total	16	45	0	61	100.0%
	26.2%	73.8%	0.0%	100.0%	

Data provided by CPCMS

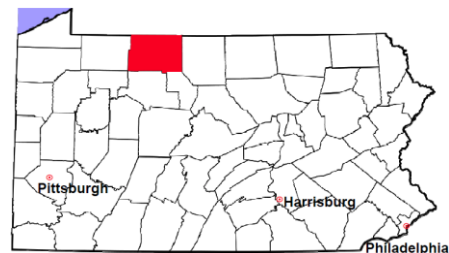


# McKean County

2018 Population Estimate: 40,968

Class of County: 6th

No. of Common Pleas Court Judgeships: 2



---

## 2018 Juvenile Delinquency - Formal Dispositions

---

<b>Begin Pending</b>	<b>45</b>
Adjudicated Delinquent by a Judge	21
Adjudicated Delinquent by a Juvenile Court Hearing Officer	0
Warrant Returned	1
Other	3
<b>Total Adjudicated Delinquent Cases</b>	<b>70</b>
<b>Warrant Issued</b>	<b>3</b>
<b>Court Supervision Terminated:</b>	
Conditions Satisfied	11
Compelling Reasons	3
Reached Age 21	0
Transferred to Another Juvenile Court	0
Other	8
<b>Total Adjudicated Delinquent Cases Terminated</b>	<b>22</b>
<b>End Pending</b>	<b>45</b>

---

(R) - Revised

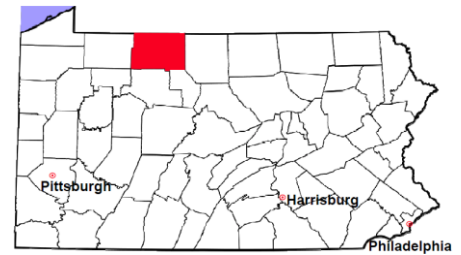
Data provided by CPCMS

# McKean County

2018 Population Estimate: 40,968

Class of County: 6th

No. of Common Pleas Court Judgeships: 2



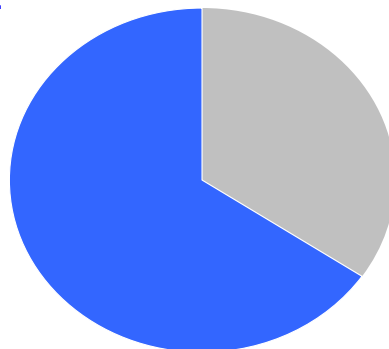
## 2018 Juvenile Delinquency - Informal Dispositions

<b>Pending Consent Decrees</b>	<b>8</b>
<b>Pending Informal Adjustments</b>	<b>5</b>
New Consent Decrees	34
New Informal Adjustments	6
Warrant Returned	0
Other	2
<b>Cases Informally Disposed</b>	<b>55</b>
<b>Warrant Issued</b>	<b>0</b>
<b>Terminated by:</b>	
Consent Decree Completed	31
Informal Adjustment Completed	1
Consent Decree Revoked	0
Informal Adjustment Program Revoked	0
Other	9
<b>Total Informally Disposed Cases Terminated</b>	<b>41</b>
<b>End Pending</b>	<b>14</b>

(R) - Revised

Data provided by CPCMS

Informal Dispositions: **66%**



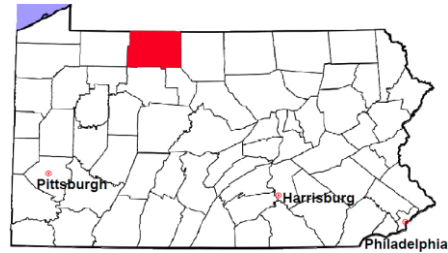
Delinquency Cases are disposed either formally, at a proceeding held before a judge or hearing officer, or informally without a proceeding. Informal dispositions include informal adjustments supervised by a juvenile probation officer; consent decrees agreed upon with the District Attorney after a petition is filed; or other pre-petition process by the juvenile probation department.

# McKean County

2018 Population Estimate: 40,968

Class of County: 6th

No. of Common Pleas Court Judgeships: 2



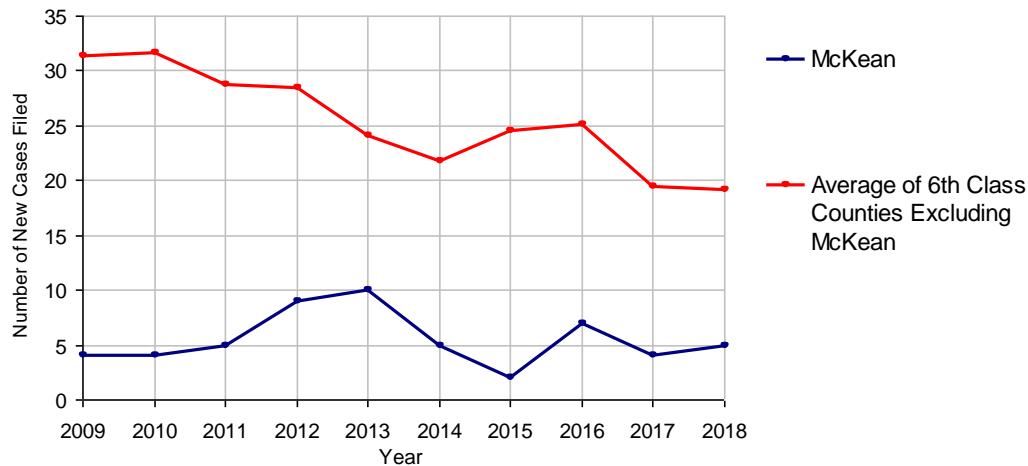
## 2018 Accounts

### No. of Cases

Cases Pending 1/1/2018	12 (R)
New Cases Filed in 2018	5
<b>Cases Available for Processing</b>	<b>17</b>
Processed By:	
Contested before a Judge	0
Contested before a Non-Judicial Officer	0
Uncontested	2    100.0%
Other	0
<b>Cases Processed</b>	<b>2    100.0%</b>
<b>Cases Pending 12/31/2018</b>	<b>15</b>

(R) - Revised

Accounts New Cases Filed, 2009-2018

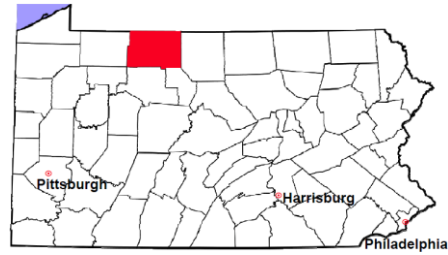


# McKean County

2018 Population Estimate: 40,968

Class of County: 6th

No. of Common Pleas Court Judgeships: 2



## 2018 Adoptions

**No. of  
Cases**

Cases Pending 1/1/2018

16

New Cases Filed in 2018

28

**Cases Available for Processing**

**44**

Processed By:

Contested before a Judge

Granted

0

Denied

0

Uncontested

Granted

26 100.0%

Denied

0

Other

0

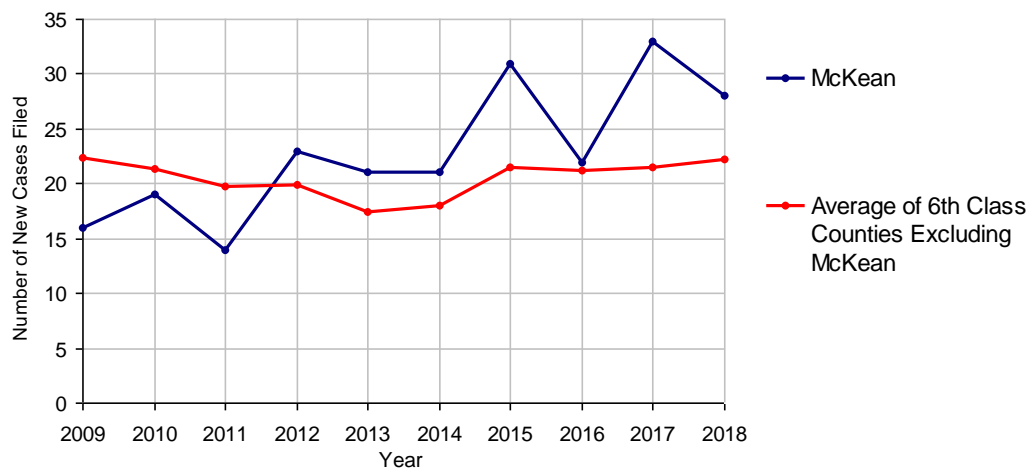
**Cases Processed**

**26 100.0%**

**Cases Pending 12/31/2018**

**18**

Adoptions New Cases Filed, 2009-2018



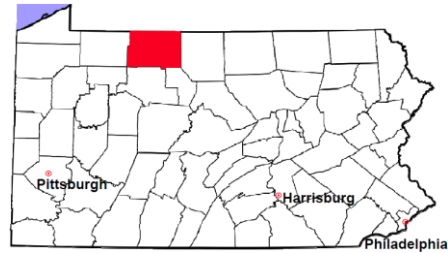


# McKean County

2018 Population Estimate: 40,968

Class of County: 6th

No. of Common Pleas Court Judgeships: 2



## 2018 Relinquishments/Terminations

No. of  
Cases

Cases Pending 1/1/2018 53 <sup>(R)</sup>

New Cases Filed in 2018 98

**Cases Available for Processing 151**

Processed By:

Contested before a Judge 7 11.5%

Uncontested 54 88.5%

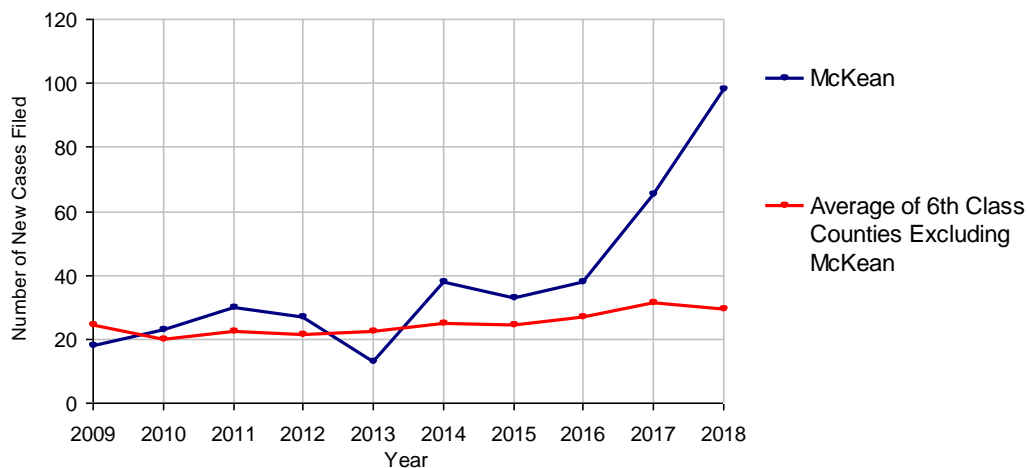
Other 0

**Cases Processed 61 100.0%**

**Cases Pending 12/31/2018 90**

(R) - Revised

Relinquishments/Terminations New Cases Filed, 2009-2018

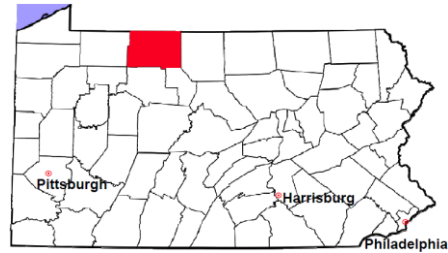


# McKean County

2018 Population Estimate: 40,968

Class of County: 6th

No. of Common Pleas Court Judgeships: 2



## 2018 Appointment of Guardians

**No. of  
Cases**

Cases Pending 1/1/2018

4

New Cases Filed in 2018

4

**Cases Available for Processing**

**8**

Processed By:

Contested before a Judge

0

Uncontested

4

100.0%

Other

0

**Cases Processed**

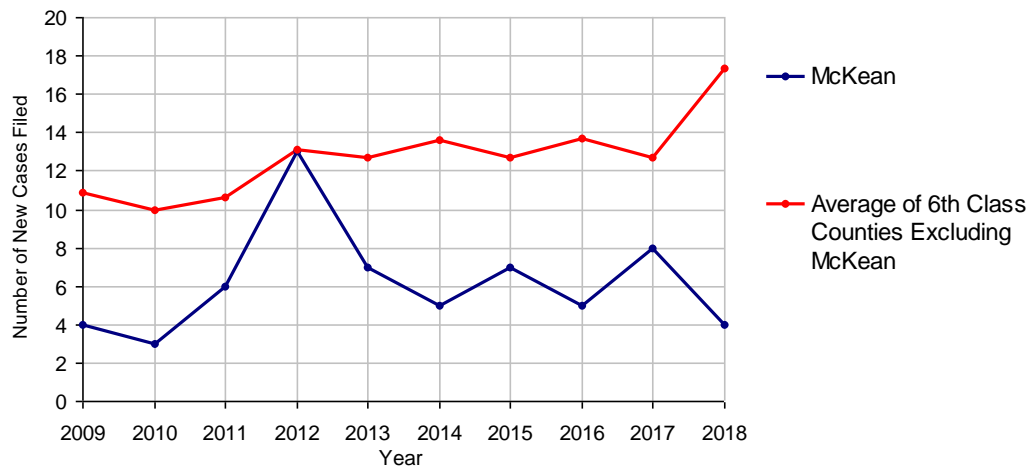
**4**

**100.0%**

**Cases Pending 12/31/2018**

**4**

Appointment of Guardians New Cases Filed, 2009-2018

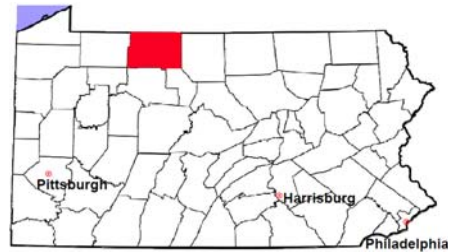


# McKean County

2018 Population Estimate: 40,968

Class of County: 6th

No. of Common Pleas Court Judgeships: 2



## 2018 Jury Yield and Utilization

### Jury Yield

Qualification Questionnaires/Summonses Mailed:	6,552	A		
Returned Undeliverable:	1,172	B	17.9%	Of Qualification Questionnaires/Summonses Mailed
Not Responded to:	535	C	8.2%	
the Number of Prospective Jurors:				
Disqualified:	690	D	10.5%	
Exempted:	63	E	1.0%	
Excused:	374	F	5.7%	
Deferred to New Term:	571	G	8.7%	
Deferred from Previous Term:	118	H	1.8%	
Total Number of Qualified Jurors Available for Service:	3,265	I	49.8%	
$I = A - B - C - D - E - F - G + H$				

### Jury Utilization

the Number of Jurors:				
Reporting for Service:	2,015		61.7%	Of Jurors Qualified and Available
Told Not to Report for Service:	1,295		39.7%	
Sent to Courtroom for Jury Selection (Voir Dire):	2,015		100.0%	Of Jurors Reporting for Service
Utilized in incomplete jury selection:	131		6.5%	
Impaneled or Sworn (jurors/alternates):	364		18.1%	
Removed for Cause/Hardship:	458			
Removed by Peremptory Challenge:	382			

### Jury Costs

Total Annual Budget for Juror Operations:	\$56,700.00	J
Average Cost Per Juror:	\$8.65	K
$K = J/A$		

Average Cost Per Juror, 2012-2018

