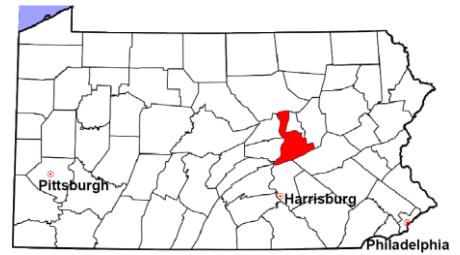


Northumberland County

2018 Population Estimate: 91,083

Class of County: 5th

No. of Common Pleas Court Judgeships: 3



2018 Criminal No. of Cases

Cases Pending 1/1/2018 573

New Cases Filed in 2018 1,359

Reopened Cases 150

Cases Available for Processing 2,082

Processed by:

Withdrawn/Dismissed	82	6.1%
Diversionsary Disposition*	213	15.9%
Guilty Plea	834	62.2%
Non-Jury Trial	2	0.1%
Jury Trial	2	0.1%
Inactive	202	15.1%
Other	6	0.4%
Total Cases Processed	1,341	100.0%

Cases Pending 12/31/2018 741

Cases Awaiting Sentencing 107

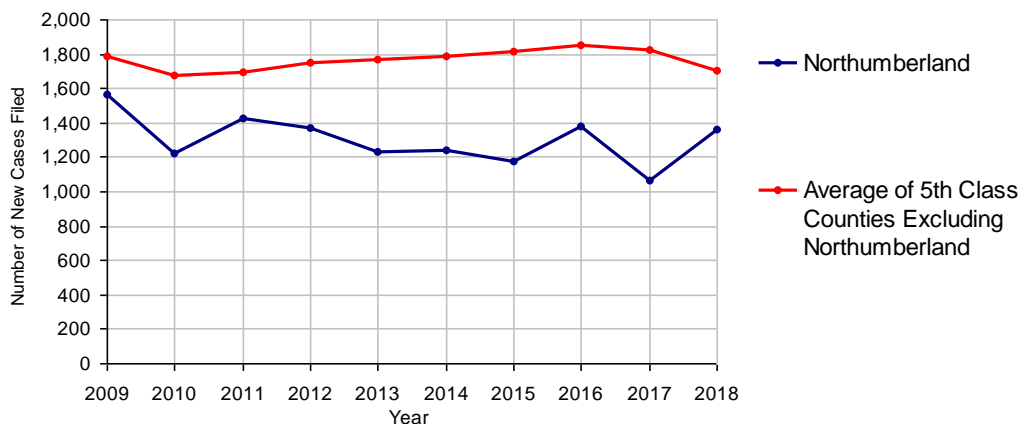
Data provided by CPCMS

* Includes other diversionary programs such as Veterans Court.

Age of Pending Cases as of 12/31/2018

0-60 Days	247	33.3%
61-120 Days	141	19.0%
121-180 Days	80	10.8%
181-240 Days	49	6.6%
241-300 Days	70	9.4%
301-360 Days	40	5.4%
Over 360 Days	114	15.4%
Total	741	100.0%

Criminal New Cases, 2009-2018



Northumberland County

2018 Population Estimate: 91,083
 Class of County: 5th
 No. of Common Pleas Judgeships: 3

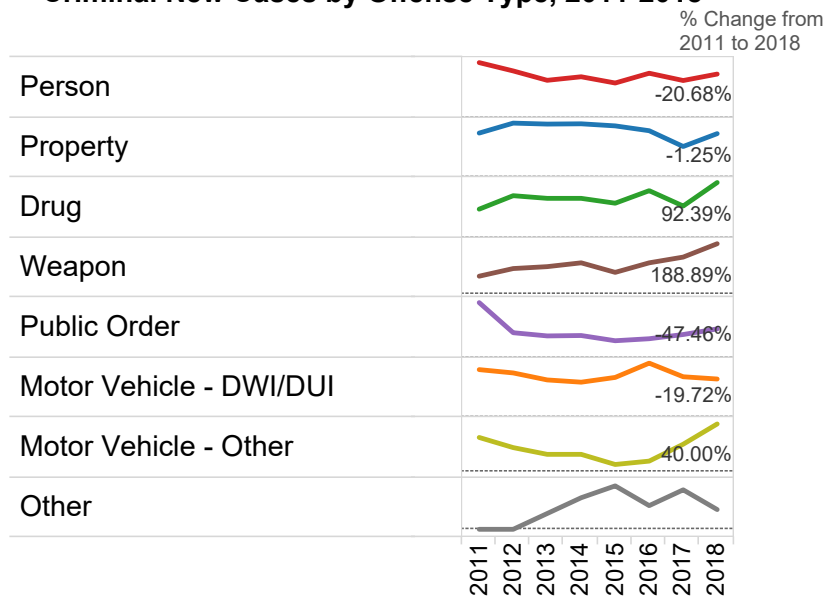


2018 Criminal - New Cases by Offense Type

Case Type	Felony	Misdemeanor	Summary	Total	
Person	117	94	0	211	15.5%
Property	175	140	0	315	23.2%
Drug	145	209	0	354	26.0%
Weapon	20	6	0	26	1.9%
Public Order	45	100	0	145	10.7%
Motor Vehicle - DWI/DUI	0	289	0	289	21.3%
Motor Vehicle - Other	2	12	0	14	1.0%
Other	5	0	0	5	0.4%
Total	509	850	0	1,359	100.0%
	37.5%	62.5%	0.0%	100.0%	

Data provided by CPCMS

Criminal New Cases by Offense Type, 2011-2018

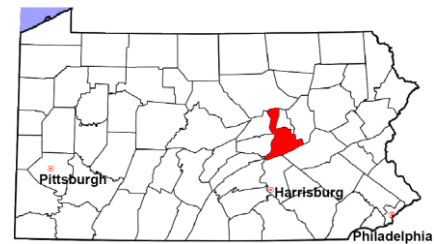


Northumberland County

2018 Population Estimate: 91,083

Class of County: 5th

No. of Common Pleas Court Judgeships: 3

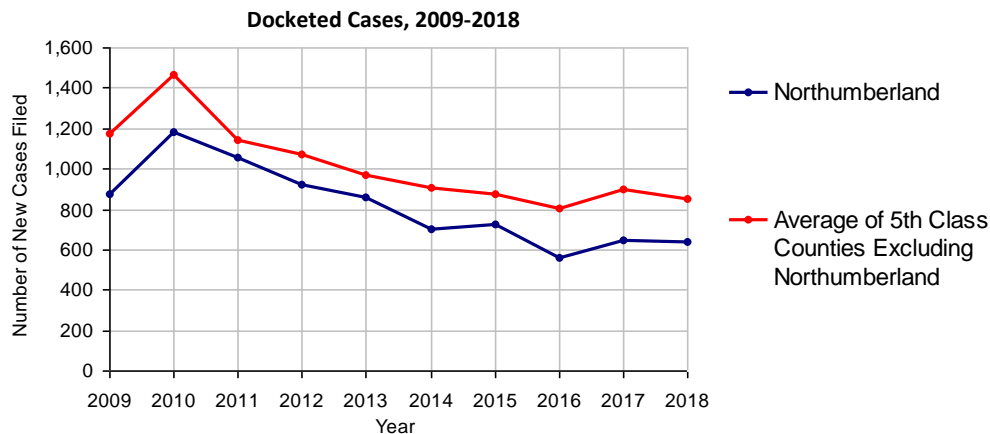


2018 Civil	Civil Action	Other	Total
Cases Pending 1/1/2018	790	384	1,174 (R)
Docketed Cases	413	227	640
Arbitration Appeals	0	0	0
Transferred In	2	0	2
Returned to Active	0	0	0
Cases Available for Processing	1,205	611	1,816
Processed By:			
Default Judgments	104	46	150
Cases Decided by Arbitration Board	1	0	1
Dispositive Motions	0	0	0
Settlements	0	0	0
Moved to Inactive Status	0	0	0
Transferred/Withdrawn	0	0	0
Dismissed/Discontinued	216	79	295
Administrative Purge	19	11	30
Other	0	0	0
Jury Trial	0	0	0
Non-Jury Trial	0	0	0
Total Cases Processed	340	136	476
Cases Pending 12/31/2018	865	475	1,340

Age of Pending Cases as of 12/31/2018 (Civil Action Only)

0-6 months	168	19.4%
7-12 months	117	13.5%
13-18 months	117	13.5%
19-24 months	124	14.3%
25-30 months	110	12.7%
31-36 months	55	6.4%
37-42 months	47	5.4%
43-48 months	51	5.9%
49-54 months	17	2.0%
55-60 months	9	1.0%
61-66 months	15	1.7%
67-72 months	8	0.9%
Over 72 months	27	3.1%
Total	865	100.0%

(R) - Revised



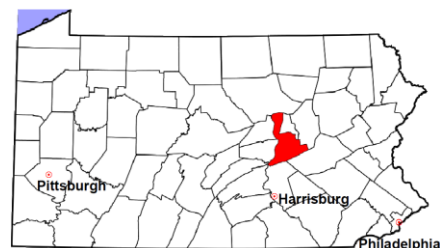
Note: Prior to June 2010, docketed cases under the "Other" category were not reported. The inclusion of these cases starting from June 2010 may contribute to an increase in docketed cases from 2009 to 2010.

Northumberland County

2018 Population Estimate: 91,083

Class of County: 5th

No. of Common Pleas Court Judgeships: 3



2018 Civil - Docketed Cases Listed by Case Type

TORT 62 9.7%

(does not include mass tort)

Intentional	5
Malicious Prosecution	1
Motor Vehicle	18
Nuisance	1
Premise Liability	13
Product Liability	1
Slander/Libel/Defamation	2
Other	21

MASS TORT 0

Asbestos	0
Tobacco	0
Toxic Tort - DES	0
Toxic Tort - Implant	0
Toxic Waste	0
Other	0

PROFESSIONAL LIABILITY 5 0.8%

Dental	0
Legal	0
Medical Malpractice	2
Other	3

CONTRACT 340 53.1%

(does not include judgments)

Buyer Plaintiff	44
Debt Collection: Credit Card	119
Debt Collection: Other	156
Employment Dispute: Discrimination	1
Employment Dispute: Other	1
Other	19

Of the Docketed Cases:

Pro Se Filings:	2	0.3%	Class Action Suits	0	MDJ Appeals:	5	0.8%
-----------------	---	------	--------------------	---	--------------	---	------

*Civil Other

REAL PROPERTY 193 30.2%

Ejectment*	29
Eminent Domain/Condemnation*	1
Ground Rent	0
Landlord/Tenant Dispute	6
Mortgage Foreclosure:	
Residential*	141
Commercial*	5
Partition of Real Property*	1
Quiet Title*	6
Other*	4

CIVIL APPEALS 14 2.2%

- Administrative Agencies

Board of Assessment*	4
Board of Elections*	0
Dept. of Transportation*	5
Zoning Board*	0
Statutory Appeal - Other*	2
Other*	3

MISCELLANEOUS 26 4.1%

Common Law/	
Statutory Arbitration*	3
Declaratory Judgment*	2
Mandamus*	2
Non-Domestic Relations	
Restraining Order*	1
Quo Warranto*	0
Replevin*	0
Other*	18

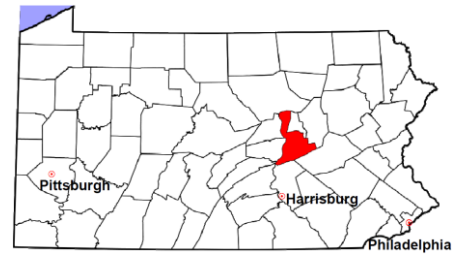
TOTAL DOCKETED CASES: 640 100.0%

Northumberland County

2018 Population Estimate: 91,083

Class of County: 5th

No. of Common Pleas Court Judgeships: 3



2018 Protection From Abuse

**No. of
Petitions**

Cases Pending 1/1/2018

12

New Cases Filed in 2018

351

Of these, Petitions Requesting Temporary Orders: 349 (99.4%)

Temporary Orders DENIED: 49 (14.0%), Temporary Orders GRANTED: 300 (86.0%)

Cases Available for Processing

363

Processed By:

Temporary Order DENIED After Ex Parte Hearing and No Evidentiary Hearing Scheduled	40	11.4%
Temporary Order DISMISSED After Evidentiary Hearing and No Final Order Entered	33	9.4%
Final Order DENIED After Evidentiary Hearing Before a Judge or a Judicial Officer	18	5.1%
Final Order GRANTED After Evidentiary Hearing Before a Judge or a Judicial Officer	115	32.7%
Plaintiff Did Not Appear For Evidentiary Hearing	65	18.5%
Final Order by STIPULATION OR AGREEMENT Between the Parties	20	5.7%
Petition WITHDRAWN by Plaintiff	57	16.2%
TRANSFERRED to Another Jurisdiction	0	
Other	4	1.1%

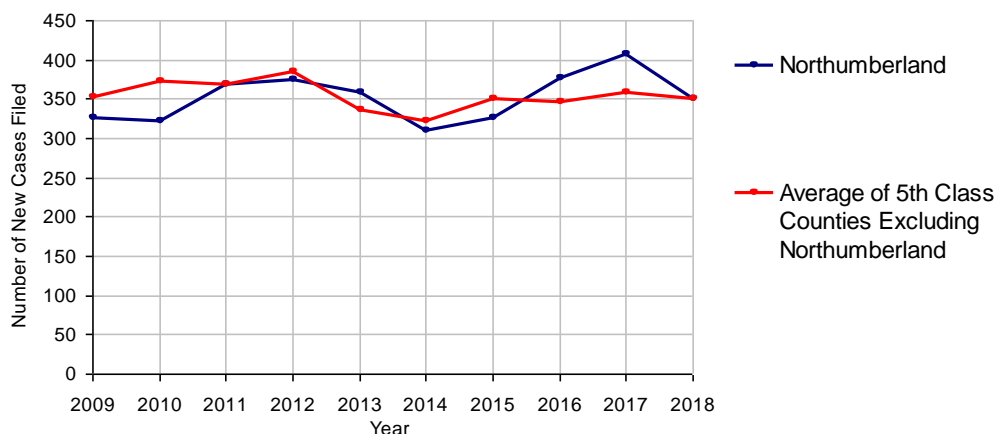
Cases Processed

352 100.0%

Cases Pending 12/31/2018

11

PFA New Cases Filed, 2009-2018

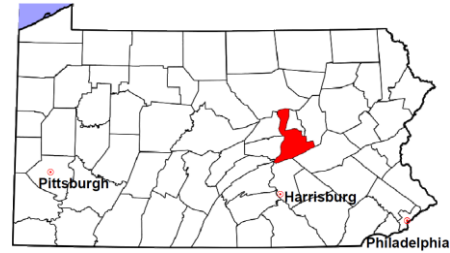


Northumberland County

2018 Population Estimate: 91,083

Class of County: 5th

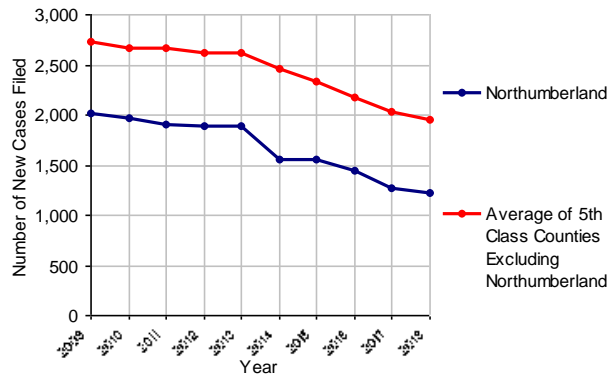
No. of Common Pleas Court Judgeships: 3



2018 Spousal & Child Support	No. of Petitions
Cases Pending 1/1/2018	192
New Cases Filed in 2018	1,216
Dockets Transferred In (+)	36
Dockets Transferred Out (-)	36
Cases Available for Processing	1,408
Processed By:	
Judge	30 2.4%
Intake Officer	1,189 94.5%
Hearing Officer	39 3.1%
Other	0
Cases Processed	1,258 100.0%
Cases Pending 12/31/2018	150

Data provided by PACSES

Spousal & Child Support New Cases Filed, 2009-2018



2018 Paternity	No. of Cases
Acknowledgements Filed:	
Non-Domestic Relations Section	176 91.7%
During Conference	14 7.3%
Non-Stipulated (post genetic test)	0
Pre-Trial Conference	2 1.0%
Total	192 100.0%
Established:	
Stipulated by Genetic Tests	28 24.6%
Default - Father Failed to Appear	14 12.3%
Adjudication by Court Proceeding	0
Out of State	72 63.2%
Total	114 100.0%
Cases Pending 12/31/2018	29

Data provided by PACSES

DEFINITIONS:

ACKNOWLEDGEMENTS FILED:

NON-DOMESTIC RELATIONS SECTION: The voluntary Acknowledgement of Paternity by the alleged father.

DURING CONFERENCE: The alleged father signed the Acknowledgement of Paternity-Waiver of Trial (PE-010) at the initial child support conference.

NON-STIPULATED (POST GENETIC TEST): The alleged father signed the Acknowledgement of Paternity-Waiver of Trial after genetic tests were conducted and resulted in the alleged father being determined to be the biological father.

PRE-TRIAL CONFERENCE: The alleged father signed the Acknowledgement of Paternity-Waiver of Trial at the pre-trial conference.

ESTABLISHED:

STIPULATED BY GENETIC TESTS: The alleged father requested genetic tests and signed a stipulation that if the test results had a 99% or higher probability of paternity then the alleged father would be stipulated as the biological father of the child.

DEFAULT - FATHER FAILED TO APPEAR: The alleged father failed to appear after being served for either a support conference, hearing, or genetic test and a default paternity order was entered by the court.

ADJUDICATION BY COURT PROCEEDING: The alleged father was determined to be the biological father of the child through a court proceeding.

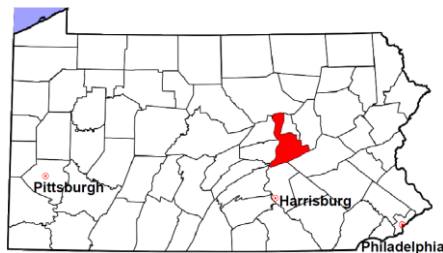
OUT OF STATE: Paternity was established in another state, "Out of state only"

Northumberland County

2018 Population Estimate: 91,083

Class of County: 5th

No. of Common Pleas Court Judgeships: 3



2018 Custody/Partial Custody/Visitation

No. of
Petitions

Cases Pending 1/1/2018

54

New Cases Filed in 2018

667

Cases Available for Processing

721

Processed By:

Judge

118

22.0%

Non-Judicial Officer

285

53.1%

Other

134

25.0%

Cases Processed

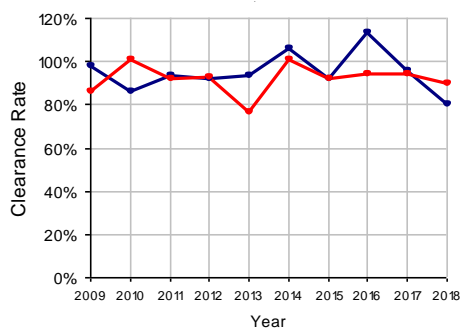
537

100.0%

Cases Pending 12/31/2018

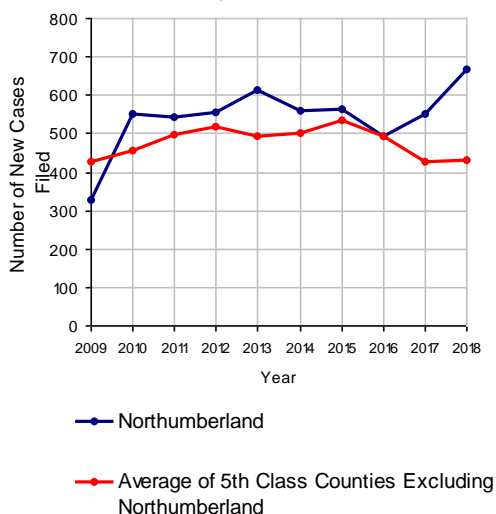
184

Clearance Rate, 2009-2018

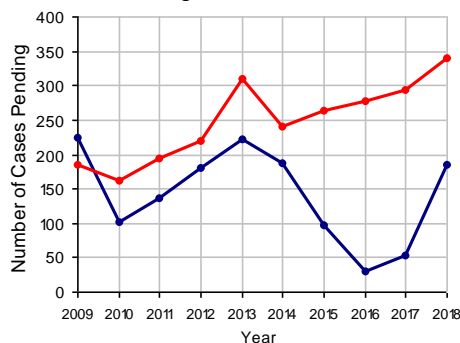


Note: Clearance Rate = Cases Processed / New Cases Filed

Custody/Partial Custody/Visitation New Cases Filed, 2009-2018



Cases Pending at the End of Year, 2009-2018

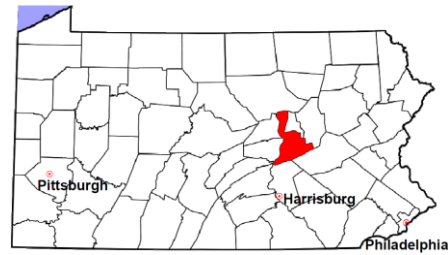


Northumberland County

2018 Population Estimate: 91,083

Class of County: 5th

No. of Common Pleas Court Judgeships: 3



2018 Divorce

No. of Petitions

Cases Pending 1/1/2018

100 (R)

New Cases Filed in 2018

204

Cases Available for Processing

304

Processed By:

Contested Before a Judge

13

6.0%

Contested Before a Master

11

5.0%

Uncontested

160

73.4%

Other

34

15.6%

Cases Processed

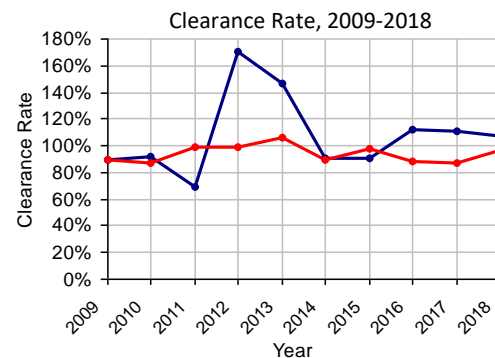
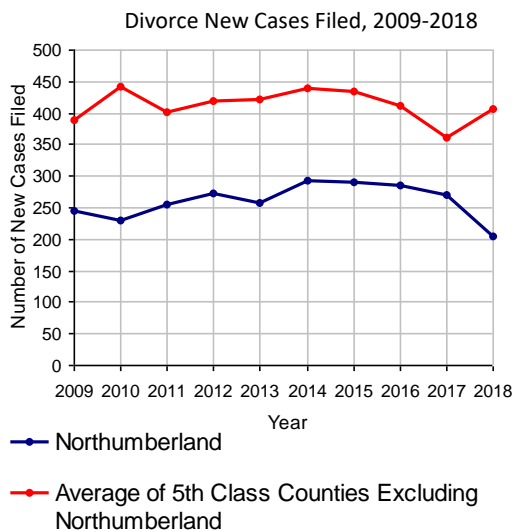
218

100.0%

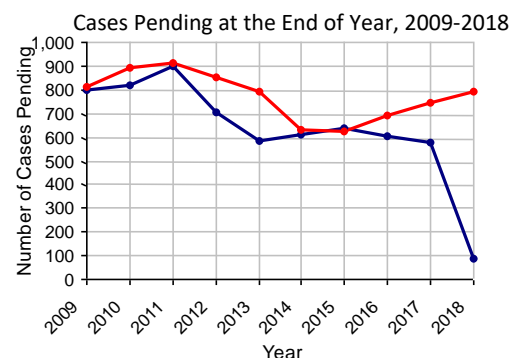
Cases Pending 12/31/2018

86

(R) - Revised



Note: Clearance Rate = Cases Processed / New Cases Filed

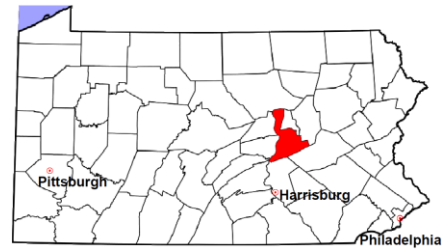


Northumberland County

2018 Population Estimate: 91,083

Class of County: 5th

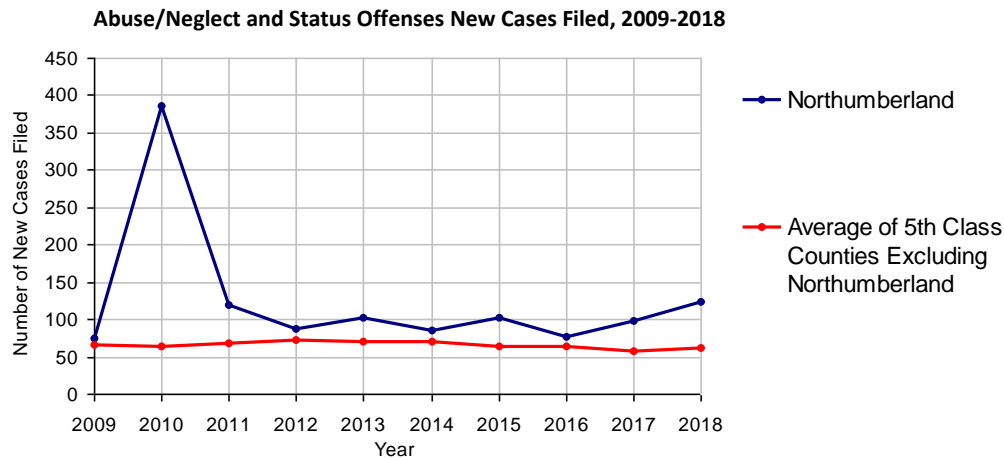
No. of Common Pleas Court Judgeships: 3



2018 Juvenile Dependency - Petitions Pending Adjudication

	Abuse/ Neglect	Status Offenses	Total
Cases Pending 1/1/2018	12	0	12
New Petitions Filed in 2018	122	1	123
Other	23	0	23
Total Petitions Available for Processing	157	1	158
Processed by:			
Adjudicated Dependent			
Judge	130	1	131
Juvenile Court Hearing Officer	0	0	0
Adjudicated NOT Dependent			
Judge	1	0	1
Juvenile Court Hearing Officer	0	0	0
Withdrawn/Dismissed/Inactive	0	0	0
Other	19	0	19
Total Petitions Processed	150	1	151
Cases Pending 12/31/2018	7	0	7

Data provided by CPCMS



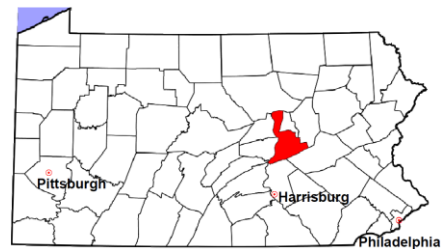
Note: (1) Prior to 2011, dependency data were collected manually. Starting from 2011, dependency data were provided by CPCMS. (2) A sharp increase or decrease may reflect changes in practice or counting methods.

Northumberland County

2018 Population Estimate: 91,083

Class of County: 5th

No. of Common Pleas Court Judgeships: 3



2018 Juvenile Dependency - Adjudicated Dependent Inventory

	Abuse/ Neglect	Status Offenses	Total
Cases Pending 1/1/2018	206	0	206
New Adjudicated Dependent Cases	130	1	131
Other	0	0	0
Total Adjudicated Dependent Cases	336	1	337

Court Supervision Terminated:

Family Reunification	39	47.0%	0	39	47.0%
Adoption	25	30.1%	0	25	30.1%
Placement with a Relative/Guardian	8	9.6%	0	8	9.6%
Aged Out	8	9.6%	0	8	9.6%
Other Permanency Outcomes*	0		0	0	
Other**	3	3.6%	0	3	3.6%
Total Adjudicated Dependent Cases Terminated	83	100.0%	0	100.0%	83
Cases Pending 12/31/2018	253		1		254

Data provided by CPCMS

* Other Permanency Outcomes include: adjudicated delinquent, death due to natural causes, emancipation, permanent living arrangement, and parent has come forward.

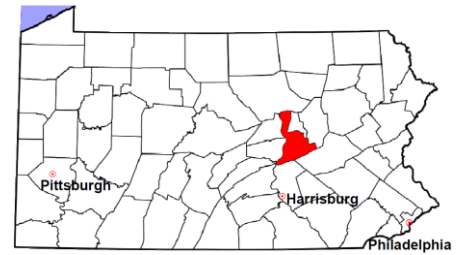
** Other includes cases where court supervision is terminated due to transfer out of jurisdiction, withdrawal and administrative closure.

Northumberland County

2018 Population Estimate: 91,083

Class of County: 5th

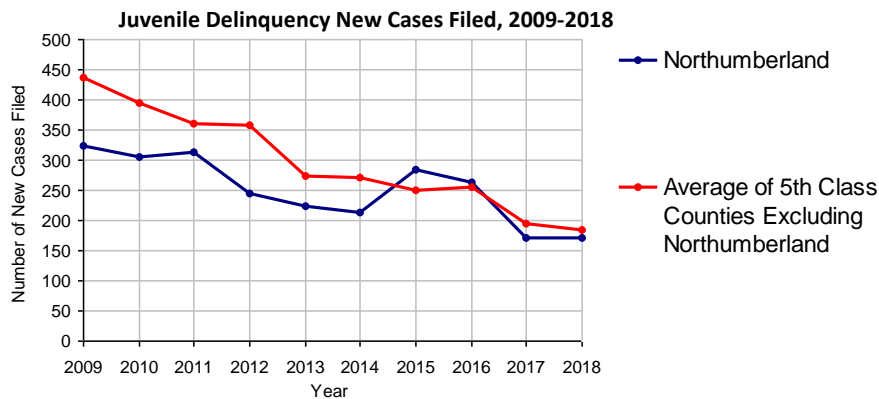
No. of Common Pleas Court Judgeships: 3



2018 Juvenile Delinquency - Cases Pending Disposition

Begin Pending	91
New Cases	170
Consent Decree Revoked	1
Informal Adjustment Program Revoked	0
Alternative Program Revoked	0
Warrant Returned	2
Other	18
Total Cases Available for Disposition	282
Warrant Issued	5
Disposed by:	
Adjudicated Delinquent by a Judge	43
Adjudicated Delinquent by a Juvenile Court Hearing Officer	0
Consent Decree Entered	31
Informal Adjustment Program Entered	49
Warned and Counseled (Pre-Petition)	10
Dismissed/Withdrawn/Transferred	21
Transferred to Criminal Court	1
Other	10
Total Cases Disposed	165
End Pending	112

Data provided by CPCMS



Northumberland County

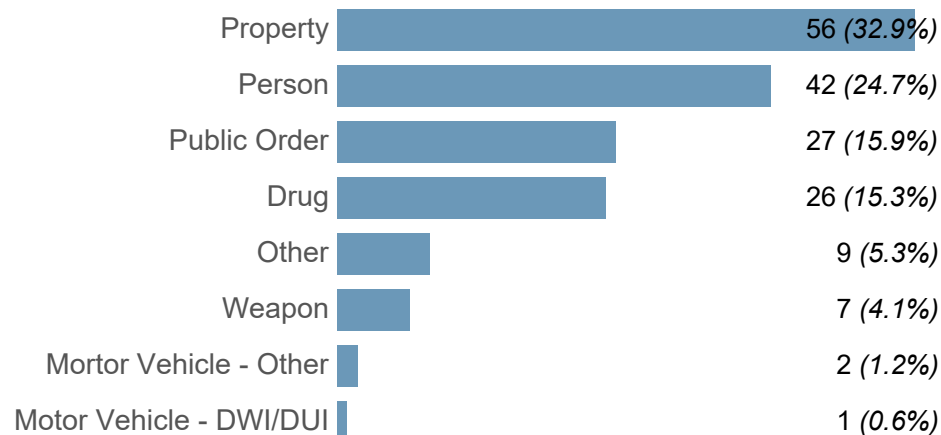
2017 Population Estimate: 91,083
 Class of County: 5th
 No. of Common Pleas Judgeships: 3



2018 Delinquency - New Cases by Offense Type

Case Type	Felony	Misdemeanor	Summary	Total	
Person	16	26	0	42	24.7%
Property	30	26	0	56	32.9%
Drug	0	26	0	26	15.3%
Weapon	0	7	0	7	4.1%
Public Order	2	18	7	27	15.9%
Motor Vehicle - DWI/DUI	0	1	0	1	0.6%
Mortor Vehicle - Other	0	2	0	2	1.2%
Other	0	0	9	9	5.3%
Total	48	106	16	170	100.0%
	28.2%	62.4%	9.4%	100.0%	

Data provided by CPCMS

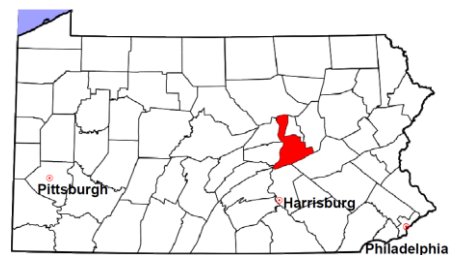


Northumberland County

2018 Population Estimate: 91,083

Class of County: 5th

No. of Common Pleas Court Judgeships: 3



2018 Juvenile Delinquency - Formal Dispositions

Begin Pending	146
Adjudicated Delinquent by a Judge	43
Adjudicated Delinquent by a Juvenile Court Hearing Officer	0
Warrant Returned	1
Other	4
Total Adjudicated Delinquent Cases	194
Warrant Issued	2
Court Supervision Terminated:	
Conditions Satisfied	26
Compelling Reasons	15
Reached Age 21	0
Transferred to Another Juvenile Court	0
Other	2
Total Adjudicated Delinquent Cases Terminated	43
End Pending	149

(R) - Revised

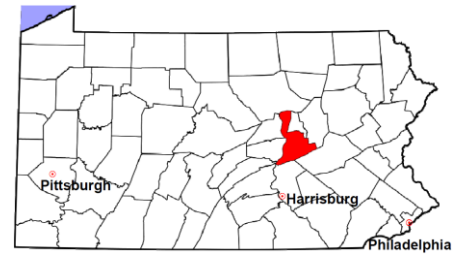
Data provided by CPCMS

Northumberland County

2018 Population Estimate: 91,083

Class of County: 5th

No. of Common Pleas Court Judgeships: 3



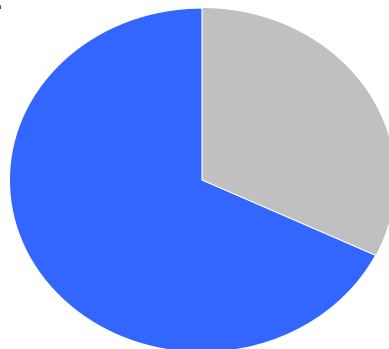
2018 Juvenile Delinquency - Informal Dispositions

Pending Consent Decrees	28
Pending Informal Adjustments	142
New Consent Decrees	31
New Informal Adjustments	49
Warrant Returned	0
Other	32
Cases Informally Disposed	282
 Warrant Issued	 1
Terminated by:	
Consent Decree Completed	19
Informal Adjustment Completed	37
Consent Decree Revoked	1
Informal Adjustment Program Revoked	0
Other	11
Total Informally Disposed Cases Terminated	68
 End Pending	 213

(R) - Revised

Data provided by CPCMS

Informal
Dispositions: **68%**



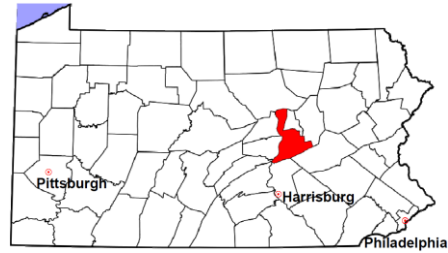
Delinquency Cases are disposed either formally, at a proceeding held before a judge or hearing officer, or informally without a proceeding. Informal dispositions include informal adjustments supervised by a juvenile probation officer; consent decrees agreed upon with the District Attorney after a petition is filed; or other pre-petition process by the juvenile probation department.

Northumberland County

2018 Population Estimate: 91,083

Class of County: 5th

No. of Common Pleas Court Judgeships: 3



2018 Accounts

No. of Cases

Cases Pending 1/1/2018

3

New Cases Filed in 2018

31

Cases Available for Processing

34

Processed By:

Contested before a Judge

0

Contested before a Non-Judicial Officer

0

Uncontested

32 100.0%

Other

0

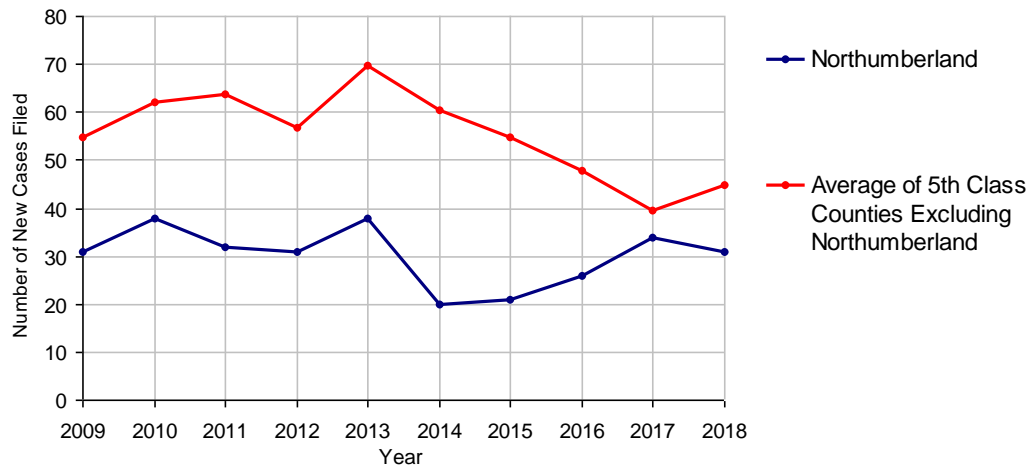
Cases Processed

32 100.0%

Cases Pending 12/31/2018

2

Accounts New Cases Filed, 2009-2018

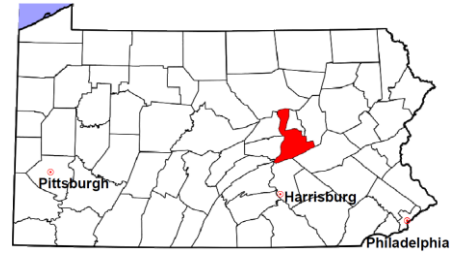


Northumberland County

2018 Population Estimate: 91,083

Class of County: 5th

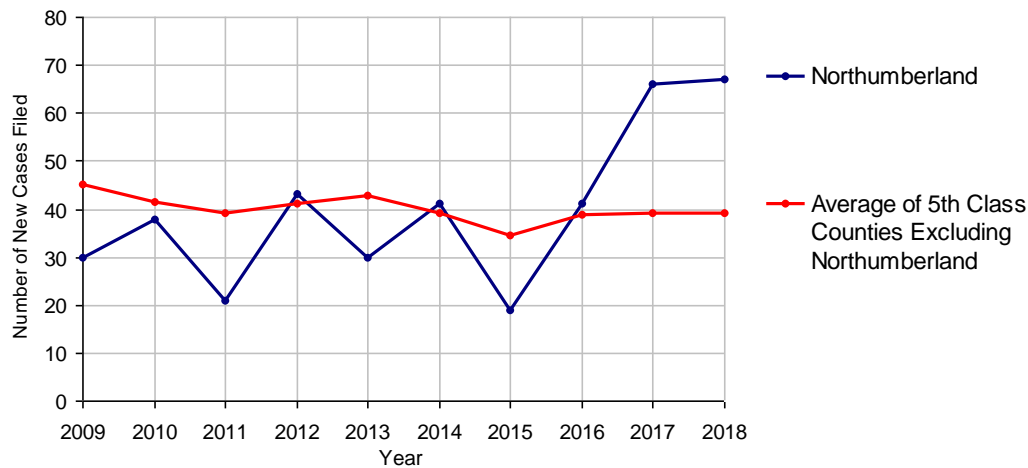
No. of Common Pleas Court Judgeships: 3



2018 Adoptions

2018 Adoptions			No. of Cases
Cases Pending 1/1/2018			0
New Cases Filed in 2018			67
Cases Available for Processing			67
Processed By:			
Contested before a Judge	Granted		0
	Denied		0
Uncontested	Granted	59	96.7%
	Denied	0	
Other		2	3.3%
Cases Processed			61 100.0%
Cases Pending 12/31/2018			6

Adoptions New Cases Filed, 2009-2018

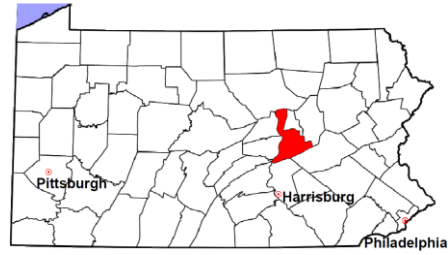


Northumberland County

2018 Population Estimate: 91,083

Class of County: 5th

No. of Common Pleas Court Judgeships: 3



2018 Relinquishments/Terminations

**No. of
Cases**

Cases Pending 1/1/2018

32

New Cases Filed in 2018

125

Cases Available for Processing

157

Processed By:

Contested before a Judge

0

Uncontested

92 94.8%

Other

5 5.2%

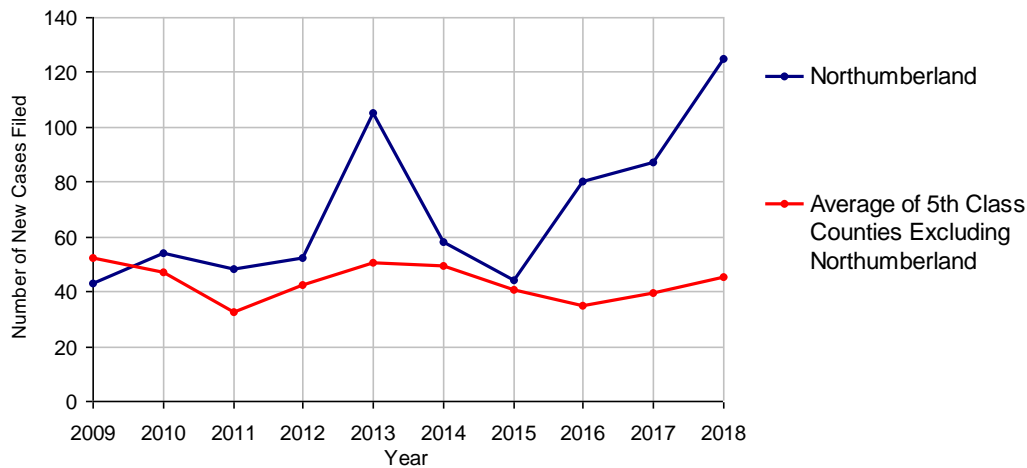
Cases Processed

97 100.0%

Cases Pending 12/31/2018

60

Relinquishments/Terminations New Cases Filed, 2009-2018

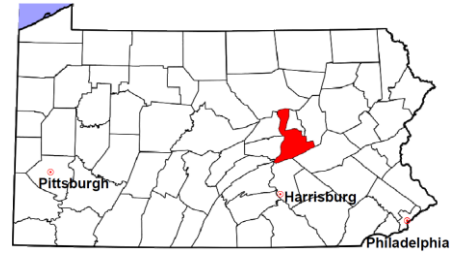


Northumberland County

2018 Population Estimate: 91,083

Class of County: 5th

No. of Common Pleas Court Judgeships: 3



2018 Appointment of Guardians

**No. of
Cases**

Cases Pending 1/1/2018

10

New Cases Filed in 2018

47

Cases Available for Processing

57

Processed By:

Contested before a Judge

0

Uncontested

37

97.4%

Other

1

2.6%

Cases Processed

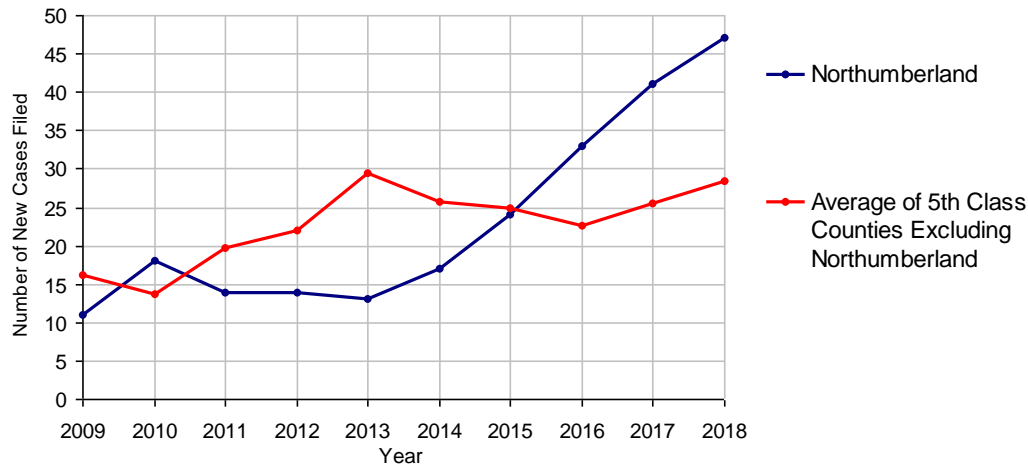
38

100.0%

Cases Pending 12/31/2018

19

Appointment of Guardians New Cases Filed, 2009-2018

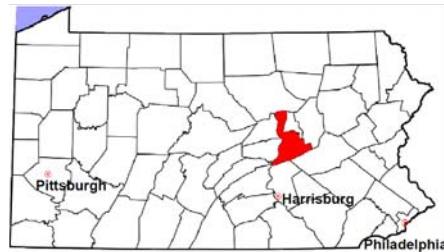


Northumberland County

2018 Population Estimate: 91,083

Class of County: 5th

No. of Common Pleas Court Judgeships: 3



2018 Jury Yield and Utilization

Jury Yield

Qualification Questionnaires/Summonses Mailed:	4,173	A		
Returned Undeliverable:	389	B	9.3%	Of Qualification Questionnaires/Summonses Mailed
Not Responded to:	572	C	13.7%	
the Number of Prospective Jurors:				
Disqualified:	14	D	0.3%	
Exempted:	93	E	2.2%	
Excused:	500	F	12.0%	
Deferred to New Term:	1,473	G	35.3%	
Deferred from Previous Term:	63	H	1.5%	
Total Number of Qualified Jurors Available for Service:	1,195	I	28.6%	

$I = A - B - C - D - E - F - G + H$

Jury Utilization

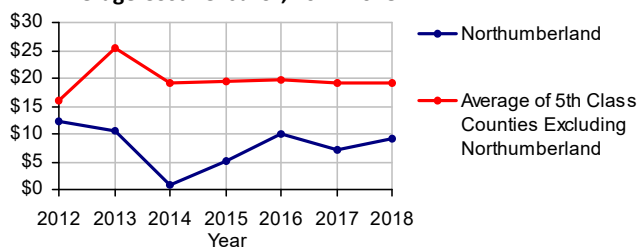
the Number of Jurors:				
Reporting for Service:	1,355		113.4%	Of Jurors Qualified and Available
Told Not to Report for Service:	1,659		138.8%	
Sent to Courtroom for Jury Selection (Voir Dire):	1,273		93.9%	Of Jurors Reporting for Service
Utilized in incomplete jury selection:	378		27.9%	
Impaneled or Sworn (jurors/alternates):	189		13.9%	
Removed for Cause/Hardship:	39			
Removed by Peremptory Challenge:	30			

Jury Costs

Total Annual Budget for Juror Operations:	\$38,627.00	J
Average Cost Per Juror:	\$9.26	K

$K = J/A$

Average Cost Per Juror, 2012-2018



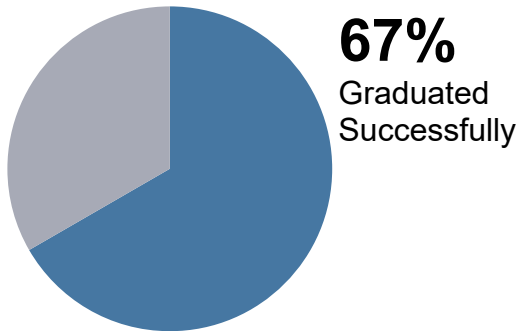
Northumberland County

2018 Problem Solving Courts

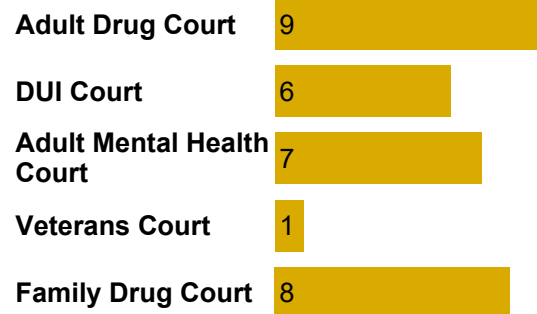
36 Discharges



Of All Court Participants Discharged:



31 Admissions

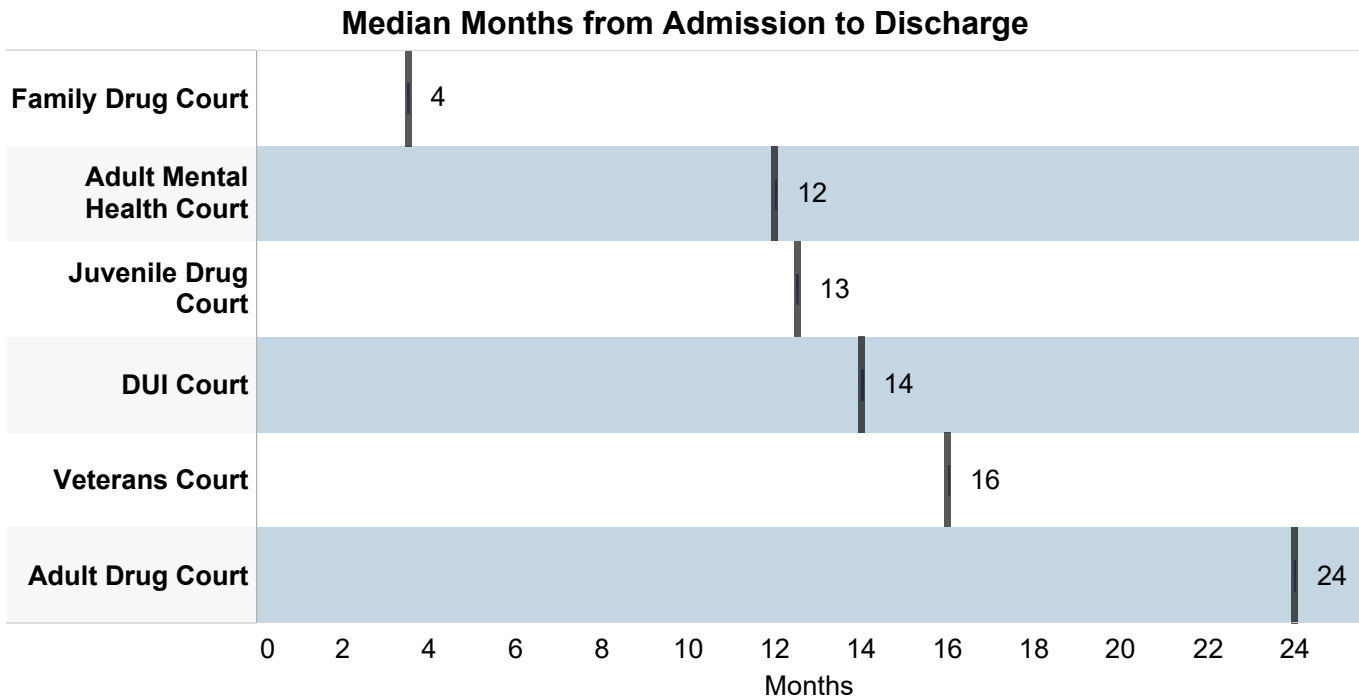


Discharge Reason

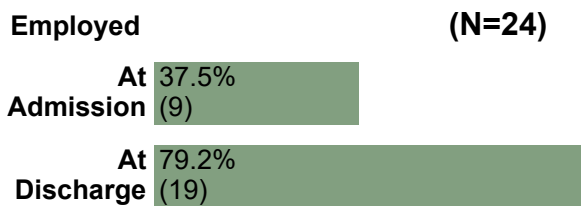
	Successfully Completed	Unsuccessful /Non-Compliant	Total Discharges
Adult Drug Court	10 (66.7%)	5 (33.3%)	15 (100.0%)
DUI Court	7 (77.8%)	2 (22.2%)	9 (100.0%)
Adult Mental Health Court	1 (50.0%)	1 (50.0%)	2 (100.0%)
Veterans Court	4 (100.0%)		4 (100.0%)
Juvenile Drug Court	2 (50.0%)	2 (50.0%)	4 (100.0%)
Family Drug Court		2 (100.0%)	2 (100.0%)

Northumberland County

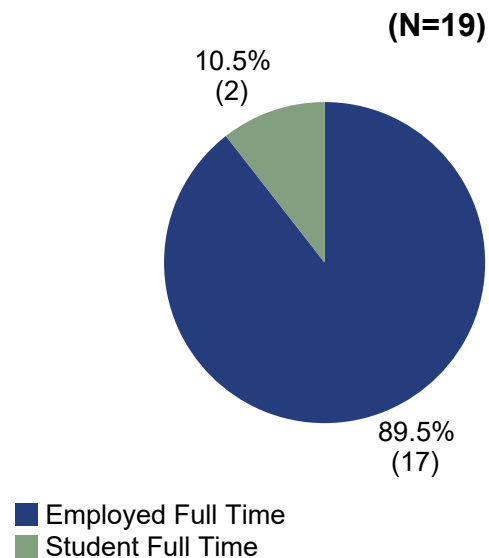
2018 Problem Solving Courts



Among successful graduates, there was a 111% increase in employment.



89% of the employed successful graduates were employed full time:



22% (8) of all participants have improved in education level at discharge.