

# Pennsylvania Statewide Common Pleas Caseload Statistics

2017 Population Estimate: 12,805,537

No. of Common Pleas Court Judgeships: 457

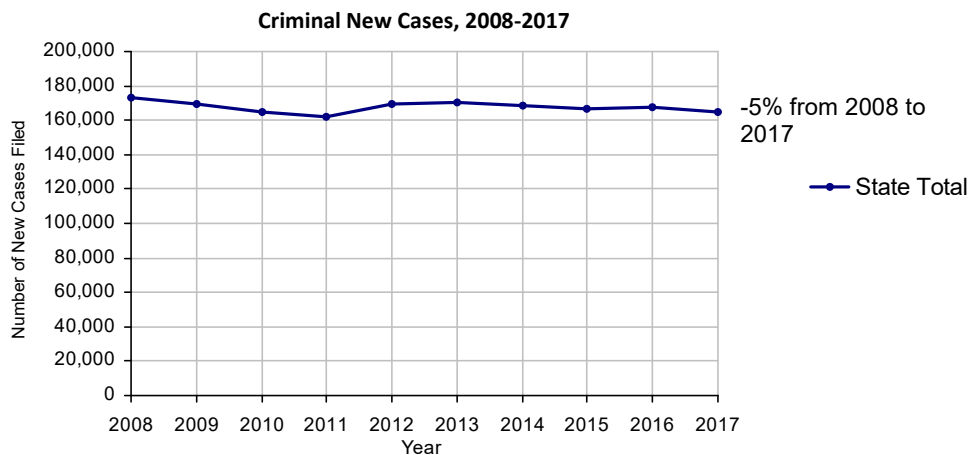
<b>2017 Criminal</b>	<b>No. of Cases</b>
Cases Pending 1/1/2017	79,104 <sup>(R)</sup>
New Cases Filed in 2017	164,859
Reopened Cases	11,293
<b>Cases Available for Processing</b>	<b>255,256</b>
<b>Processed by:</b>	
Withdrawn/Dismissed	10,715 6.1%
Diversionsary Disposition*	32,013 18.3%
Guilty Plea	116,958 66.8%
Non-Jury Trial	3,198 1.8%
Jury Trial	1,952 1.1%
Inactive	9,001 5.1%
Other	1,248 0.7%
<b>Total Cases Processed</b>	<b>175,085 100.0%</b>
<b>Cases Pending 12/31/2017</b>	<b>80,171</b>
Cases Awaiting Sentencing	6,943

<b>Age of Pending Cases as of 12/31/2017</b>		
0-60 Days	25,319	31.6%
61-120 Days	19,478	24.3%
121-180 Days	11,809	14.7%
181-240 Days	6,922	8.6%
241-300 Days	4,687	5.8%
301-360 Days	3,050	3.8%
Over 360 Days	8,906	11.1%
<b>Total</b>	<b>80,171</b>	<b>100.0%</b>

(R) - Revised

Data provided by CPCMS

\* Includes other diversionary programs such as Veterans Court.



# Pennsylvania Statewide Common Pleas Caseload Statistics

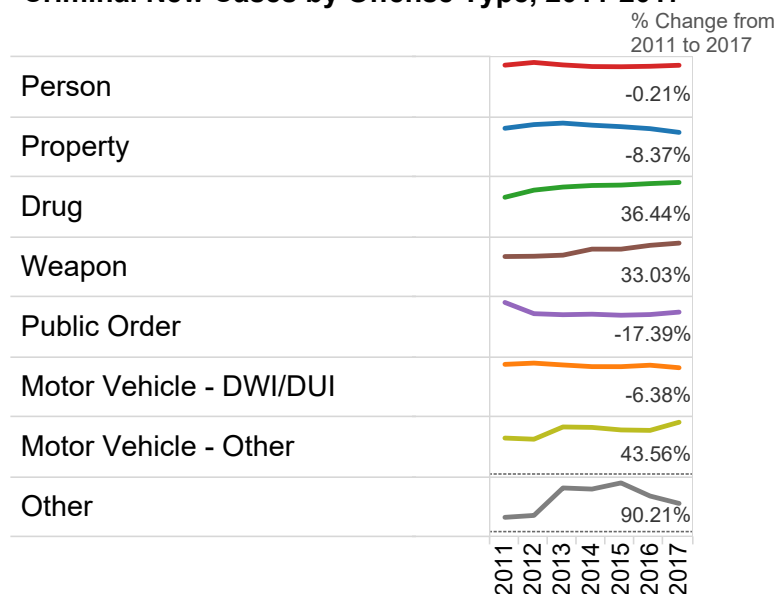
2017 Population Estimate: 12,805,537  
No. of Common Pleas Judgeships: 457

## 2017 Criminal - New Cases by Offense Type

Case Type	Felony	Misdemeanor	Summary	Total	
Person	13,319	12,503	56	25,878	15.7%
Property	21,383	18,283	127	39,793	24.1%
Drug	13,607	24,569	21	38,197	23.2%
Weapon	4,045	797	3	4,845	2.9%
Public Order	4,029	9,081	107	13,217	8.0%
Motor Vehicle - DWI/DUI	0	41,426	8	41,434	25.1%
Motor Vehicle - Other	121	773	154	1,048	0.6%
Other	410	29	8	447	0.3%
Total	56,914	107,461	484	164,859	100.0%
	34.5%	65.2%	0.3%	100.0%	

Data provided by CPCMS

### Criminal New Cases by Offense Type, 2011-2017



# Pennsylvania Statewide Common Pleas Caseload Statistics

2017 Population Estimate: 12,805,537

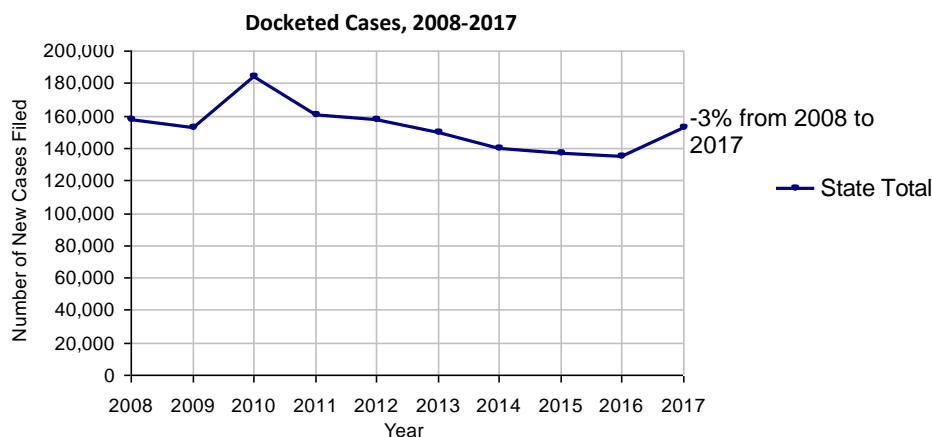
No. of Common Pleas Court Judgeships: 457

<b>2017 Civil</b>	<b>Civil Action</b>	<b>Other</b>	<b>Total</b>
Cases Pending 1/1/2017	118,754 <sup>(R)</sup>	99,942 <sup>(R)</sup>	218,696 <sup>(R)</sup>
Docketed Cases	90,052	62,964	153,016
Arbitration Appeals	2,532	121	2,653
Transferred In	709	141	850
Returned to Active	3,354	1,488	4,842
<b>Cases Available for Processing</b>	<b>215,401</b>	<b>164,656</b>	<b>380,057</b>
Processed By:			
Default Judgments	17,011	19,335	36,346
<b>Cases Decided by Arbitration Board</b>	<b>7,128</b>	<b>595</b>	<b>7,723</b>
Dispositive Motions	4,447	13,418	17,865
<b>Settlements</b>	<b>29,285</b>	<b>7,563</b>	<b>36,848</b>
Moved to Inactive Status	1,487	784	2,271
<b>Transferred/Withdrawn</b>	<b>4,775</b>	<b>2,026</b>	<b>6,801</b>
Dismissed/Discontinued	15,890	16,331	32,221
<b>Administrative Purge</b>	<b>8,570</b>	<b>11,322</b>	<b>19,892</b>
Other	1,844	2,756	4,600
<b>Jury Trial</b>	<b>663</b>	<b>23</b>	<b>686</b>
Non-Jury Trial	923	804	1,727
<b>Total Cases Processed</b>	<b>92,023</b>	<b>74,957</b>	<b>166,980</b>
<b>Cases Pending 12/31/2017</b>	<b>123,378</b>	<b>89,699</b>	<b>213,077</b>

## Age of Pending Cases as of 12/31/2017 (Civil Action Only)

0-6 months	34,779	28.2%
7-12 months	25,708	20.8%
13-18 months	13,891	11.3%
19-24 months	9,270	7.5%
25-30 months	8,328	6.7%
31-36 months	6,298	5.1%
37-42 months	4,253	3.4%
43-48 months	2,865	2.3%
49-54 months	2,277	1.8%
55-60 months	1,603	1.3%
61-66 months	1,314	1.1%
67-72 months	1,351	1.1%
Over 72 months	11,441	9.3%
<b>Total</b>	<b>123,378</b>	<b>100.0%</b>

(R) - Revised



Note: Prior to June 2010, docketed cases under the "Other" category were not reported. The inclusion of these cases starting from June 2010 may contribute to an increase in docketed cases from 2009 to 2010.

# Pennsylvania Statewide Common Pleas Caseload Statistics

2017 Population Estimate: 12,805,537

No. of Common Pleas Court Judgeships: 457

## 2017 Civil - Docketed Cases Listed by Case Type

### **TORT** 35,427 23.2%

*(does not include mass tort)*

Intentional	659
Malicious Prosecution	79
Motor Vehicle	21,294
Nuisance	54
Premise Liability	7,125
Product Liability	651
Slander/Libel/Defamation	199
Other	5,366

### **MASS TORT** 5,644 3.7%

Asbestos	417
Tobacco	0
Toxic Tort - DES	1
Toxic Tort - Implant	0
Toxic Waste	3
Other	5,223

### **PROFESSIONAL LIABILITY** 1,910 1.2%

Dental	65
Legal	154
Medical Malpractice	1,449
Other	242

### **CONTRACT** 43,829 28.6%

*(does not include judgments)*

Buyer Plaintiff	6,242
Debt Collection: Credit Card	14,325
Debt Collection: Other	13,627
Employment Dispute: Discrimination	117
Employment Dispute: Other	393
Other	9,125

#### Of the Docketed Cases:

Pro Se Filings: 8,237 5.4%      Class Action Suits 139 0.1%      MDJ Appeals: 6,151 4.0%

\*Civil Other

### **REAL PROPERTY** 37,883 24.8%

Ejectment*	4,588
Eminent Domain/Condemnation*	546
Ground Rent	14
Landlord/Tenant Dispute	3,228
Mortgage Foreclosure:	
Residential*	24,449
Commercial*	598
Partition of Real Property*	319
Quiet Title*	1,687
Other*	2,454

### **CIVIL APPEALS** 9,842 6.4%

*- Administrative Agencies*

Board of Assessment*	3,128
Board of Elections*	211
Dept. of Transportation*	4,028
Zoning Board*	334
Statutory Appeal - Other*	516
Other*	1,625

### **MISCELLANEOUS** 18,481 12.1%

Common Law/	
Statutory Arbitration*	226
Declaratory Judgment*	569
Mandamus*	110
Non-Domestic Relations	
Restraining Order*	328
Quo Warranto*	12
Replevin*	704
Other*	16,532

**TOTAL DOCKETED CASES: 153,016 100.0%**

# Pennsylvania Statewide Common Pleas Caseload Statistics

2017 Population Estimate: 12,805,537

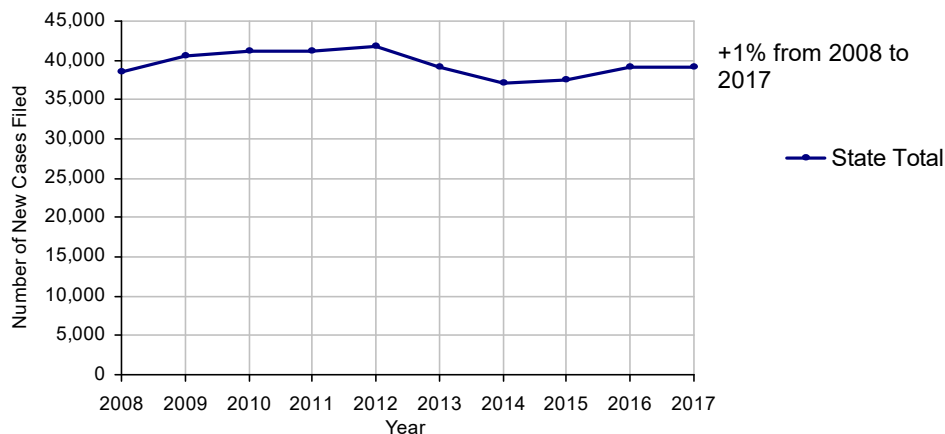
No. of Common Pleas Court Judgeships: 457

2017 Protection From Abuse	No. of Petitions	
Cases Pending 1/1/2017	5,920 <sup>(R)</sup>	
New Cases Filed in 2017	39,083	
<i>Of these, Petitions Requesting Temporary Orders: 38,847 (99.4%)</i>		
<i>Temporary Orders DENIED: 3,910 (10.1%), Temporary Orders GRANTED: 34,727 (89.4%)</i>		
Cases Available for Processing	45,003	
Processed By:		
Temporary Order DENIED After Ex Parte Hearing and No Evidentiary Hearing Scheduled	1,576	4.2%
Temporary Order DISMISSED After Evidentiary Hearing and No Final Order Entered	2,020	5.4%
Final Order DENIED After Evidentiary Hearing Before a Judge or a Judicial Officer	1,687	4.5%
Final Order GRANTED After Evidentiary Hearing Before a Judge or a Judicial Officer	6,383	16.9%
Plaintiff Did Not Appear For Evidentiary Hearing	10,780	28.6%
Final Order by STIPULATION OR AGREEMENT Between the Parties	7,168	19.0%
Petition WITHDRAWN by Plaintiff	7,648	20.3%
TRANSFERRED to Another Jurisdiction	15	<0.1%
Other	455	1.2%
Cases Processed	37,732	100.0%
Cases Pending 12/31/2017	7,271	

(R) - Revised

Mercer County: The combined number of Temporary Orders Denied and Granted does NOT equal the number of Petitions Requesting Temporary Orders due to petitions that decide not to proceed prior to an initial hearing.

**PFA New Cases Filed, 2008-2017**



# Pennsylvania Statewide Common Pleas Caseload Statistics

2017 Population Estimate: 12,805,537

No. of Common Pleas Court Judgeships: 457

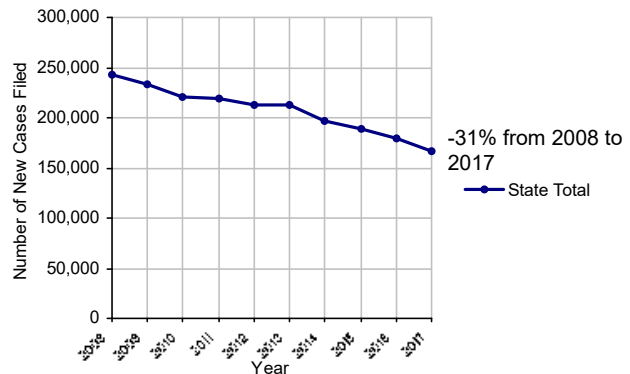
<b>2017 Spousal &amp; Child Support</b>	<b>No. of Petitions</b>
Cases Pending 1/1/2017	52,475
New Cases Filed in 2017	166,673
Dockets Transferred In (+)	2,838
Dockets Transferred Out (-)	2,536
<b>Cases Available for Processing</b>	<b>219,450</b>
Processed By:	
Judge	6,314 3.7%
Intake Officer	145,914 86.2%
Hearing Officer	17,070 10.1%
Other	73 <0.1%
<b>Cases Processed</b>	<b>169,371 100.0%</b>
<b>Cases Pending 12/31/2017</b>	<b>50,079</b>

Data provided by PACSES

<b>2017 Paternity</b>	<b>No. of Cases</b>
<b>Acknowledgements Filed:</b>	
Non-Domestic Relations Section	18,430 79.5%
During Conference	3,636 15.7%
Non-Stipulated (post genetic test)	367 1.6%
Pre-Trial Conference	763 3.3%
<b>Total</b>	<b>23,196 100.0%</b>
<b>Established:</b>	
Stipulated by Genetic Tests	2,868 30.9%
Default - Father Failed to Appear	1,726 18.6%
Adjudication by Court Proceeding	96 1.0%
Out of State	4,602 49.5%
<b>Total</b>	<b>9,292 100.0%</b>
<b>Cases Pending 12/31/2017</b>	<b>14,215</b>

Data provided by PACSES

**Spousal & Child Support New Cases Filed, 2008-2017**



## DEFINITIONS:

### ACKNOWLEDGEMENTS FILED:

**NON-DOMESTIC RELATIONS SECTION:** The voluntary Acknowledgement of Paternity by the alleged father.

**DURING CONFERENCE:** The alleged father signed the Acknowledgement of Paternity-Waiver of Trial (PE-010) at the initial child support conference.

**NON-STIPULATED (POST GENETIC TEST):** The alleged father signed the Acknowledgement of Paternity-Waiver of Trial after genetic tests were conducted and resulted in the alleged father being determined to be the biological father.

**PRE-TRIAL CONFERENCE:** The alleged father signed the Acknowledgement of Paternity-Waiver of Trial at the pre-trial conference.

### ESTABLISHED:

**STIPULATED BY GENETIC TESTS:** The alleged father requested genetic tests and signed a stipulation that if the test results had a 99% or higher probability of paternity then the alleged father would be stipulated as the biological father of the child.

**DEFAULT - FATHER FAILED TO APPEAR:** The alleged father failed to appear after being served for either a support conference, hearing, or genetic test and a default paternity order was entered by the court.

**ADJUDICATION BY COURT PROCEEDING:** The alleged father was determined to be the biological father of the child through a court proceeding.

**OUT OF STATE:** Paternity was established in another state, "Out of state only".

# Pennsylvania Statewide Common Pleas Caseload Statistics

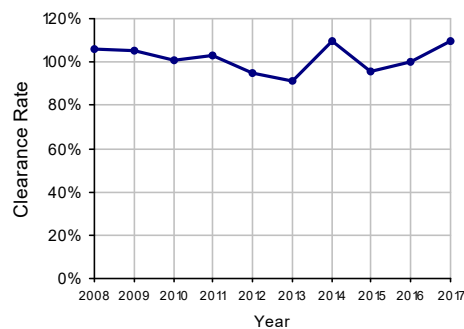
2017 Population Estimate: 12,805,537

No. of Common Pleas Court Judgeships: 457

2017 Custody/Partial Custody/Visitation	No. of Petitions	
Cases Pending 1/1/2017	35,711 (R)	
New Cases Filed in 2017	46,111	
<b>Cases Available for Processing</b>	<b>81,822</b>	
Processed By:		
Judge	16,012	31.7%
Non-Judicial Officer	21,595	42.8%
Other	12,862	25.5%
<b>Cases Processed</b>	<b>50,469</b>	<b>100.0%</b>
<b>Cases Pending 12/31/2017</b>	<b>31,353</b>	

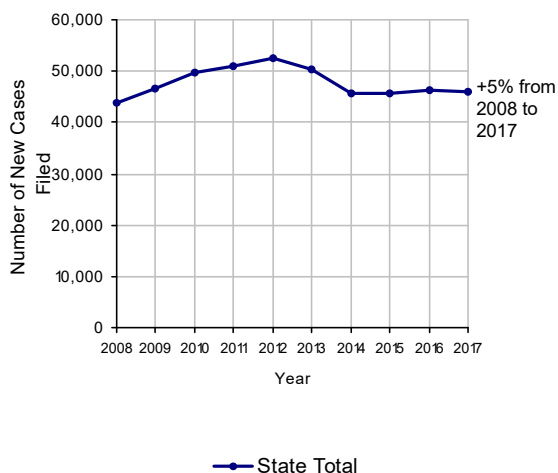
(R) - Revised

Clearance Rate, 2008-2017

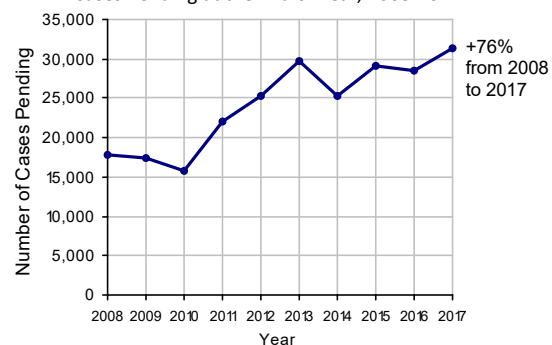


Note: Clearance Rate = Cases Processed / New Cases Filed

Custody/Partial Custody/Visitation New Cases Filed, 2008-2017



Cases Pending at the End of Year, 2008-2017



# Pennsylvania Statewide Common Pleas Caseload Statistics

2017 Population Estimate: 12,805,537

No. of Common Pleas Court Judgeships: 457

## 2017 Divorce

### No. of Petitions

Cases Pending 1/1/2017 76,654 <sup>(R)</sup>

New Cases Filed in 2017 37,683

**Cases Available for Processing 114,337**

Processed By:

Contested Before a Judge 4,508 12.9%

Contested Before a Master 1,961 5.6%

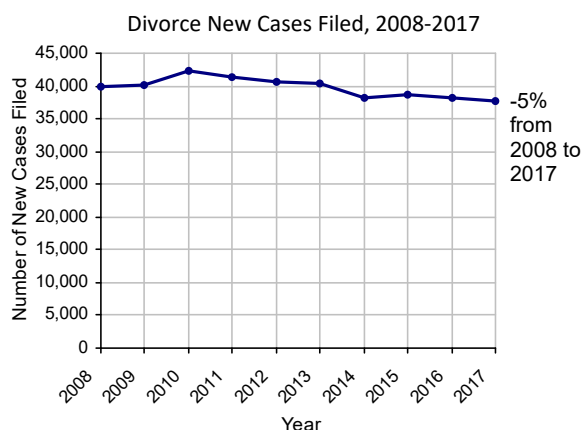
Uncontested 26,830 76.7%

Other 1,688 4.8%

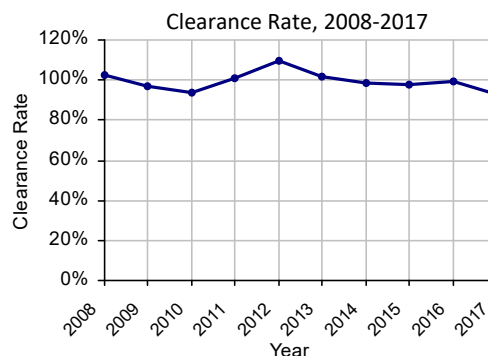
**Cases Processed 34,987 100.0%**

**Cases Pending 12/31/2017 79,350**

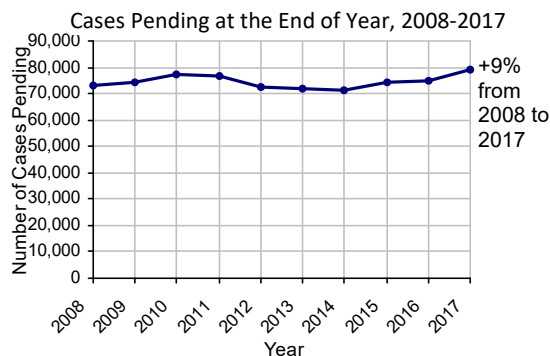
(R) - Revised



— State Total



Note: Clearance Rate = Cases Processed / New Cases Filed





# Pennsylvania Statewide Common Pleas Caseload Statistics

2017 Population Estimate: 12,805,537

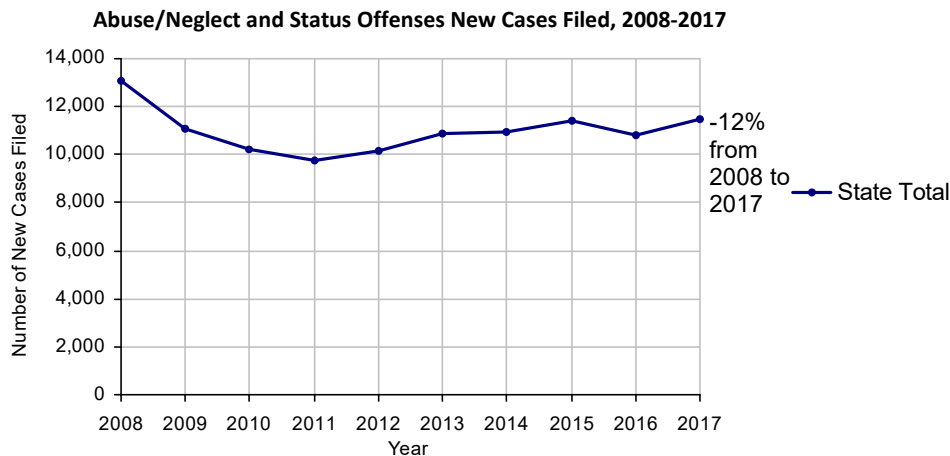
No. of Common Pleas Court Judgeships: 457

## 2017 Juvenile Dependency - Petitions Pending Adjudication

	Abuse/ Neglect	Status Offenses	Total
Cases Pending 1/1/2017	1,165	59	1,224 <sup>(R)</sup>
New Petitions Filed in 2017	11,102	387	11,489
Other	1,905	66	1,971
<b>Total Petitions Available for Processing</b>	<b>14,172</b>	<b>512</b>	<b>14,684</b>
Processed by:			
Adjudicated Dependent			
Judge	7,784	249	8,033
Juvenile Court Hearing Officer	2,193	105	2,298
Adjudicated NOT Dependent			
Judge	1,152	15	1,167
Juvenile Court Hearing Officer	210	7	217
Withdrawn/Dismissed/Inactive	1,063	56	1,119
Other	429	25	454
<b>Total Petitions Processed</b>	<b>12,831</b>	<b>457</b>	<b>13,288</b>
<b>Cases Pending 12/31/2017</b>	<b>1,341</b>	<b>55</b>	<b>1,396</b>

(R) - Revised

Data provided by CPCMS



Note: Prior to 2011, dependency data were collected manually. Starting from 2011, dependency data were provided by CPCMS.

# Pennsylvania Statewide Common Pleas Caseload Statistics

2017 Population Estimate: 12,805,537

No. of Common Pleas Court Judgeships: 457

## 2017 Juvenile Dependency - Adjudicated Dependent Inventory

	Abuse/ Neglect	Status Offenses	Total
Cases Pending 1/1/2017	18,790	575	19,365
New Adjudicated Dependent Cases	9,977	354	10,331
Other	196	10	206
<b>Total Adjudicated Dependent Cases</b>	<b>28,963</b>	<b>939</b>	<b>29,902</b>

### Court Supervision Terminated:

Family Reunification	2,902	31.3%	130	35.0%	3,032	31.5%
Adoption	2,111	22.8%	14	3.8%	2,125	22.1%
Placement with a Relative/Guardian	2,691	29.1%	125	33.7%	2,816	29.2%
Aged Out	1,029	11.1%	70	18.9%	1,099	11.4%
Other Permanency Outcomes*	164	1.8%	12	3.2%	176	1.8%
Other**	364	3.9%	20	5.4%	384	4.0%
<b>Total Adjudicated Dependent Cases Terminated</b>	<b>9,261</b>	<b>100.0%</b>	<b>371</b>	<b>100.0%</b>	<b>9,632</b>	<b>100.0%</b>
<b>Cases Pending 12/31/2017</b>	<b>19,702</b>		<b>568</b>		<b>20,270</b>	

Data provided by CPCMS

\* Other Permanency Outcomes include: adjudicated delinquent, death due to natural causes, emancipation, permanent living arrangement, and parent has come forward.

\*\* Other includes cases where court supervision is terminated due to transfer out of jurisdiction, withdrawal and administrative closure.

# Pennsylvania Statewide Common Pleas Caseload Statistics

2017 Population Estimate: 12,805,537

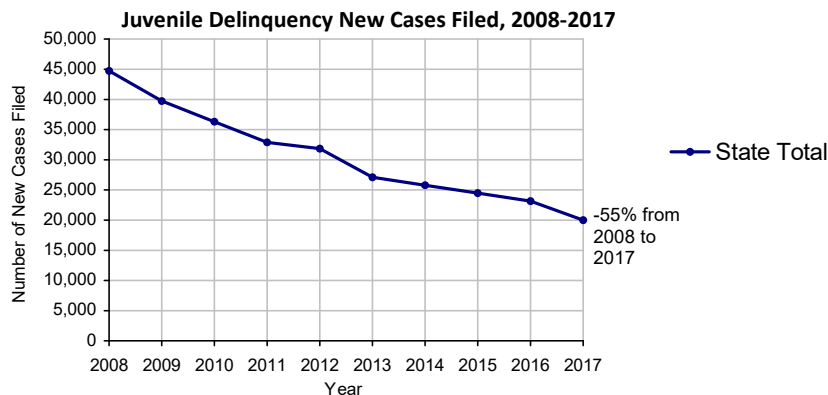
No. of Common Pleas Court Judgeships: 457

## 2017 Juvenile Delinquency - Cases Pending Disposition

<b>Begin Pending</b>	<b>8,595 (R)</b>
New Cases	20,095
Consent Decree Revoked	570
Informal Adjustment Program Revoked	32
Alternative Program Revoked	62
Warrant Returned	1,476
Other	1,044
<b>Total Cases Available for Disposition</b>	<b>31,874</b>
<b>Warrant Issued</b>	<b>1,382</b>
<b>Disposed by:</b>	
Adjudicated Delinquent by a Judge	6,991
Adjudicated Delinquent by a Juvenile Court Hearing Officer	1,108
Consent Decree Entered	4,012
Informal Adjustment Program Entered *	2,780
Warned and Counseled (Pre-Petition)	579
Dismissed/Withdrawn/Transferred	4,136
Transferred to Criminal Court	86
Other	2,076
<b>Total Cases Disposed*</b>	<b>21,768</b>
<b>End Pending</b>	<b>8,724</b>

Data provided by CPCMS (R) - Revised

\*Includes cases disposed pre-petition due to juveniles' participation in Alternative Programs, including Youth Aid Panels.



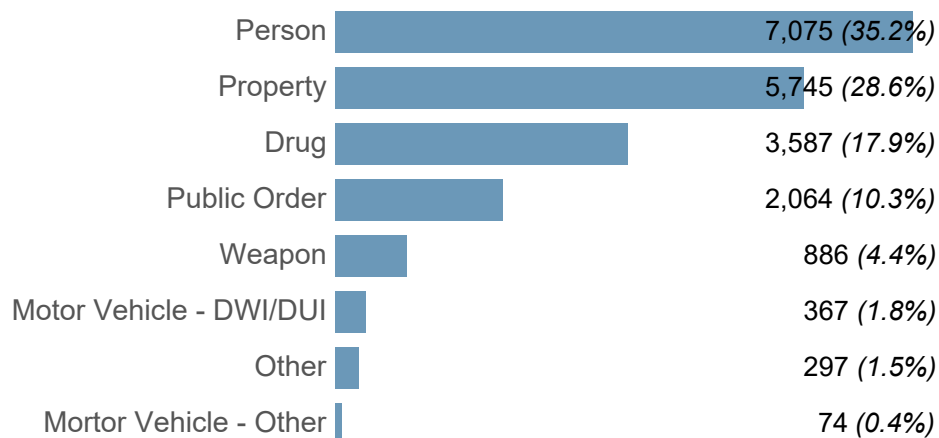
# Pennsylvania Statewide Common Pleas Caseload Statistics

2017 Population Estimate: 12,805,537  
No. of Common Pleas Judgeships: 457

## 2017 Delinquency - New Cases by Offense Type

Case Type	Felony	Misdemeanor	Summary	Total	
Person	3,111	3,903	61	<b>7,075</b>	<b>35.2%</b>
Property	2,577	3,086	82	<b>5,745</b>	<b>28.6%</b>
Drug	766	2,819	2	<b>3,587</b>	<b>17.9%</b>
Weapon	224	660	2	<b>886</b>	<b>4.4%</b>
Public Order	255	1,575	234	<b>2,064</b>	<b>10.3%</b>
Motor Vehicle - DWI/DUI	0	367	0	<b>367</b>	<b>1.8%</b>
Mortor Vehicle - Other	1	13	60	<b>74</b>	<b>0.4%</b>
Other	147	68	82	<b>297</b>	<b>1.5%</b>
Total	<b>7,081</b>	<b>12,491</b>	<b>523</b>	<b>20,095</b>	<b>100.0%</b>
	<b>35.2%</b>	<b>62.2%</b>	<b>2.6%</b>	<b>100.0%</b>	

Data provided by CPCMS



# Pennsylvania Statewide Common Pleas Caseload Statistics

2017 Population Estimate: 12,805,537

No. of Common Pleas Court Judgeships: 457

---

## 2017 Juvenile Delinquency - Formal Dispositions

---

<b>Begin Pending</b>	<b>15,569</b>
Adjudicated Delinquent by a Judge	6,991
Adjudicated Delinquent by a Juvenile Court Hearing Officer	1,108
Warrant Returned	2,393
Other	593
<b>Total Adjudicated Delinquent Cases</b>	<b>26,654</b>
<b>Warrant Issued</b>	<b>2,716</b>
<b>Court Supervision Terminated:</b>	
Conditions Satisfied	5,491
Compelling Reasons	1,133
Reached Age 21	502
Transferred to Another Juvenile Court	50
Other	719
<b>Total Adjudicated Delinquent Cases Terminated</b>	<b>7,895</b>
<b>End Pending</b>	<b>16,043</b>

---

Data provided by CPCMS

# Pennsylvania Statewide Common Pleas Caseload Statistics

2017 Population Estimate: 12,805,537

No. of Common Pleas Court Judgeships: 457

---

## 2017 Juvenile Delinquency - Informal Dispositions

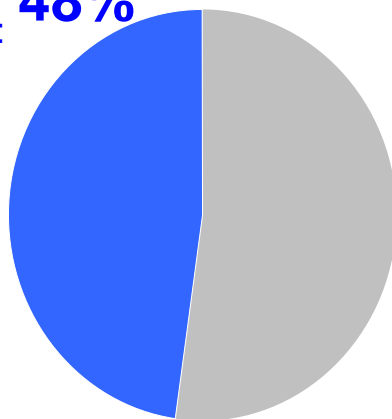
---

<b>Pending Consent Decrees</b>	<b>3,102</b>
<b>Pending Informal Adjustments</b>	<b>1,511</b>
New Consent Decrees	4,012
New Informal Adjustments	2,455
Warrant Returned	48
Other	730
<b>Cases Informally Disposed</b>	<b>11,858</b>
<b>Warrant Issued</b>	<b>179</b>
<b>Terminated by:</b>	
Consent Decree Completed	2,559
Informal Adjustment Completed	1,942
Consent Decree Revoked	570
Informal Adjustment Program Revoked	32
Other	1,435
<b>Total Informally Disposed Cases Terminated</b>	<b>6,538</b>
<b>End Pending</b>	<b>5,141</b>

---

Data provided by CPCMS

Informal  
Dispositions: **48%**



Delinquency Cases are disposed either formally, at a proceeding held before a judge or hearing officer, or informally without a proceeding. Informal dispositions include informal adjustments supervised by a juvenile probation officer; consent decrees agreed upon with the District Attorney after a petition is filed; or other pre-petition process by the juvenile probation department.

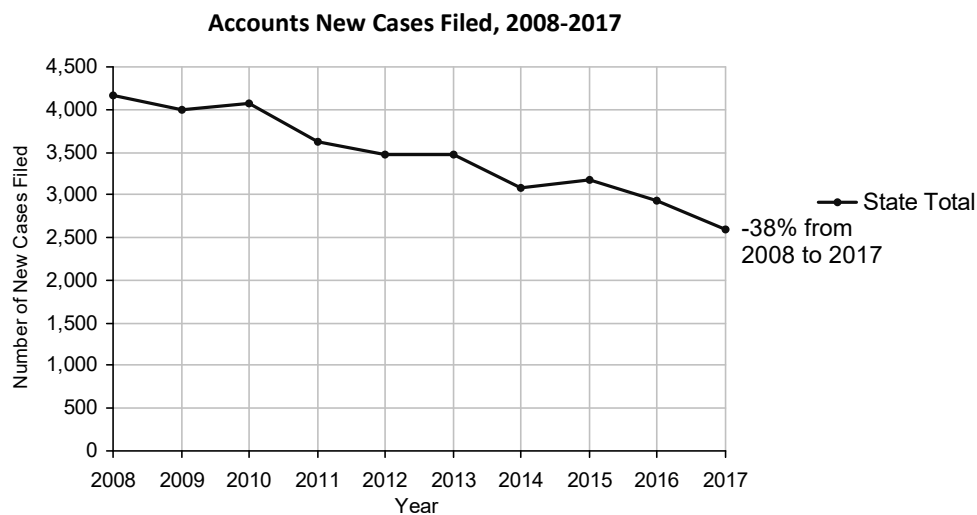
# Pennsylvania Statewide Common Pleas Caseload Statistics

2017 Population Estimate: 12,805,537

No. of Common Pleas Court Judgeships: 457

<b>2017 Accounts</b>	<b>No. of Cases</b>	
Cases Pending 1/1/2017	1,151 (R)	
New Cases Filed in 2017	2,589	
<b>Cases Available for Processing</b>	<b>3,740</b>	
Processed By:		
Contested before a Judge	294	11.0%
Contested before a Non-Judicial Officer	8	0.3%
Uncontested	2,269	84.9%
Other	101	3.8%
<b>Cases Processed</b>	<b>2,672</b>	<b>100.0%</b>
<b>Cases Pending 12/31/2017</b>	<b>1,068</b>	

(R) - Revised



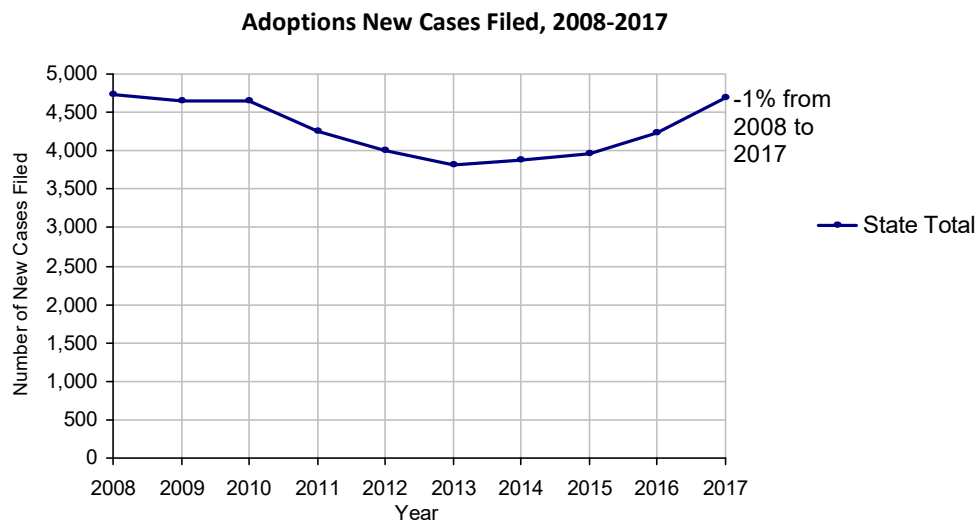
# Pennsylvania Statewide Common Pleas Caseload Statistics

2017 Population Estimate: 12,805,537

No. of Common Pleas Court Judgeships: 457

2017 Adoptions		No. of Cases	
Cases Pending 1/1/2017		1,104 <sup>(R)</sup>	
New Cases Filed in 2017		4,692	
Cases Available for Processing		5,796	
Processed By:			
Contested before a Judge	Granted	64	1.4%
	Denied	4	0.1%
Uncontested	Granted	4,444	96.8%
	Denied	3	0.1%
Other		78	1.7%
Cases Processed		4,593	100.0%
Cases Pending 12/31/2017		1,203	

(R) - Revised





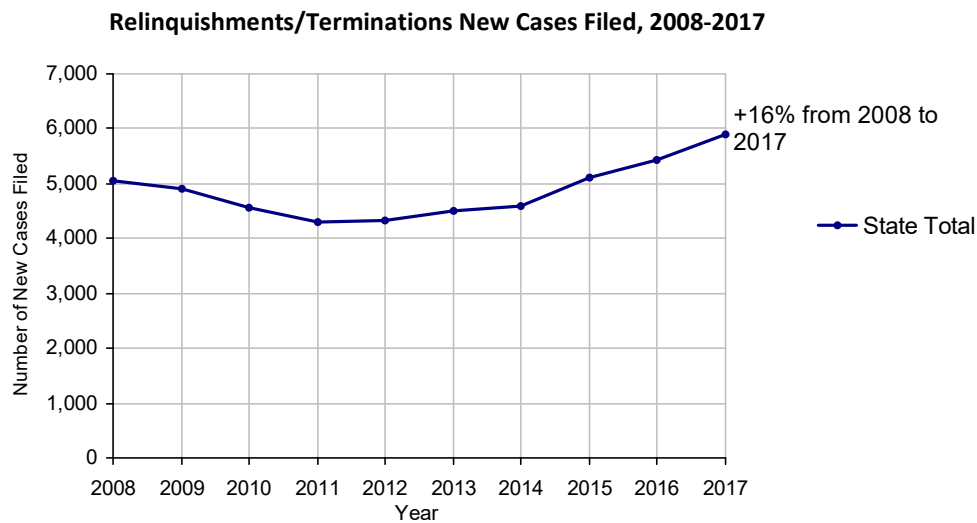
# Pennsylvania Statewide Common Pleas Caseload Statistics

2017 Population Estimate: 12,805,537

No. of Common Pleas Court Judgeships: 457

<b>2017 Relinquishments/Terminations</b>	<b>No. of Cases</b>	
Cases Pending 1/1/2017	2,463 <sup>(R)</sup>	
New Cases Filed in 2017	5,884	
<b>Cases Available for Processing</b>	<b>8,347</b>	
Processed By:		
Contested before a Judge	1,374	25.3%
Uncontested	3,732	68.8%
Other	322	5.9%
<b>Cases Processed</b>	<b>5,428</b>	<b>100.0%</b>
<b>Cases Pending 12/31/2017</b>	<b>2,919</b>	

(R) - Revised



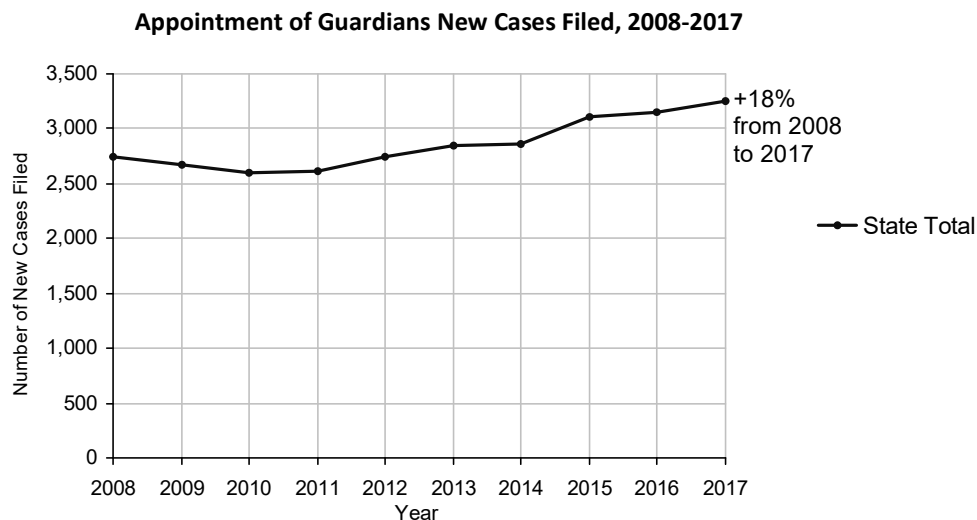
# Pennsylvania Statewide Common Pleas Caseload Statistics

2017 Population Estimate: 12,805,537

No. of Common Pleas Court Judgeships: 457

<b>2017 Appointment of Guardians</b>	<b>No. of Cases</b>	
Cases Pending 1/1/2017	1,016 <sup>(R)</sup>	
New Cases Filed in 2017	3,247	
<b>Cases Available for Processing</b>	<b>4,263</b>	
Processed By:		
Contested before a Judge	595	18.4%
Uncontested	2,292	70.8%
Other	350	10.8%
<b>Cases Processed</b>	<b>3,237</b>	<b>100.0%</b>
<b>Cases Pending 12/31/2017</b>	<b>1,026</b>	

(R) - Revised



# Pennsylvania Statewide Common Pleas Caseload Statistics

2017 Population Estimate: 12,805,537

No. of Common Pleas Court Judgeships: 457

## 2017 Jury Yield and Utilization

### Jury Yield

Qualification Questionnaires/Summonses Mailed:	1,224,826	A		
Returned Undeliverable:	90,593	B	7.4%	Of Qualification Questionnaires/Summonses Mailed
Not Responded to:	283,929	C	23.2%	
the Number of Prospective Jurors:				
Disqualified:	153,163	D	12.5%	
Exempted:	55,747	E	4.6%	
Excused:	131,114	F	10.7%	
Deferred to New Term:	111,973	G	9.1%	
Deferred from Previous Term:	92,516	H	7.6%	
Total Number of Qualified Jurors Available for Service:	490,823	I	40.1%	

$I = A - B - C - D - E - F - G + H$

### Jury Utilization

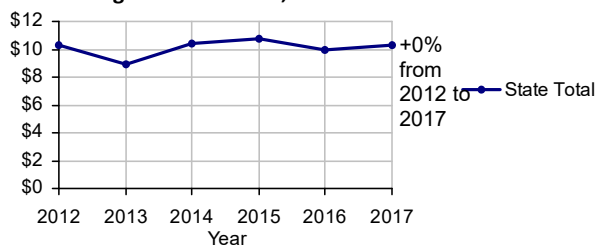
the Number of Jurors:				
Reporting for Service:	246,199		50.2%	Of Jurors Qualified and Available
Told Not to Report for Service:	213,646		43.5%	
Sent to Courtroom for Jury Selection (Voir Dire):	197,343		80.2%	Of Jurors Reporting for Service
Utilized in incomplete jury selection:	32,852		13.3%	
Impaneled or Sworn (jurors/alternates):	44,342		18.0%	
Removed for Cause/Hardship:	37,107			
Removed by Peremptory Challenge:	34,260			

### Jury Costs

Total Annual Budget for Juror Operations:	\$12,530,925.00	J
Average Cost Per Juror:	\$10.23	K

$K = J/A$

Average Cost Per Juror, 2012-2017



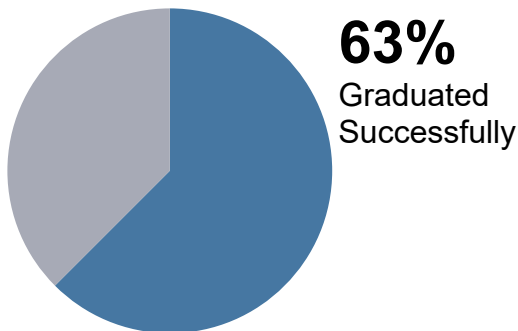
# Pennsylvania Statewide Common Pleas Caseload Statistics

## 2017 Problem Solving Courts

**2,502 Discharges** ➡

➡ **2,758 Admissions**

Of All Court Participants Discharged:



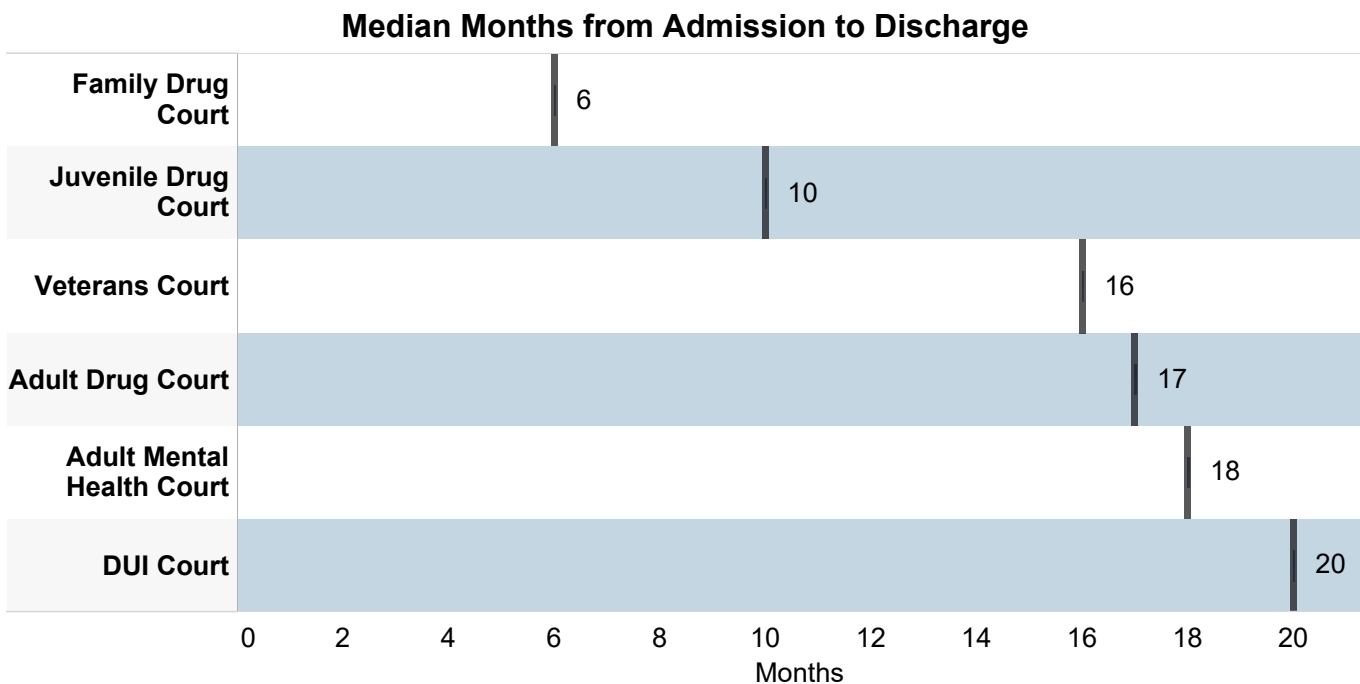
Adult Drug Court	1,328
DUI Court	523
Adult Mental Health Court	366
Veterans Court	287
Juvenile Drug Court	142
Family Drug Court	26
Other	86

## Discharge Reason

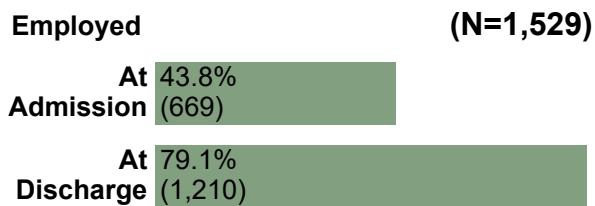
	Graduated Successfully	Unsuccessful Due to New Offense	Unsuccessful Termination (not due to new offense)	Voluntarily Withdrew	Bench Warrant	Other	Total Discharges
Adult Drug Court	660 (56.3%)	87 (7.4%)	335 (28.6%)	43 (3.7%)	9 (0.8%)	38 (3.2%)	<b>1,172</b> (100.0%)
DUI Court	360 (79.8%)	21 (4.7%)	35 (7.8%)	1 (0.2%)	1 (0.2%)	33 (7.3%)	<b>451</b> (100.0%)
Adult Mental He..	267 (63.0%)	34 (8.0%)	91 (21.5%)	5 (1.2%)		27 (6.4%)	<b>424</b> (100.0%)
Veterans Court	197 (73.2%)	11 (4.1%)	32 (11.9%)	3 (1.1%)		26 (9.7%)	<b>269</b> (100.0%)
Juvenile Drug Court	51 (50.0%)	16 (15.7%)	8 (7.8%)	3 (2.9%)	12 (11.8%)	12 (11.8%)	<b>102</b> (100.0%)
Family Drug Court	4 (16.0%)		7 (28.0%)	9 (36.0%)		5 (20.0%)	<b>25</b> (100.0%)
Other	25 (42.4%)	3 (5.1%)	24 (40.7%)	4 (6.8%)		3 (5.1%)	<b>59</b> (100.0%)

# Pennsylvania Statewide Common Pleas Caseload Statistics

## 2017 Problem Solving Courts



Among successful graduates, there was a 81% increase in employment.



15% (378) of all participants have improved in **education level** at discharge.

72% of the employed successful graduates were employed full time:

