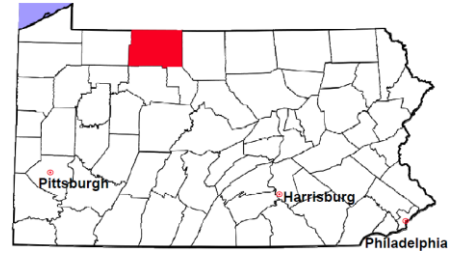


McKean County

2017 Population Estimate: 41,330

Class of County: 6th

No. of Common Pleas Court Judgeships: 2



2017 Criminal No. of Cases

Cases Pending 1/1/2017	170
New Cases Filed in 2017	598
Reopened Cases	11
Cases Available for Processing	779

Processed by:

Withdrawn/Dismissed	58	9.9%
Diversionsary Disposition*	88	15.0%
Guilty Plea	378	64.6%
Non-Jury Trial	8	1.4%
Jury Trial	21	3.6%
Inactive	10	1.7%
Other	22	3.8%
Total Cases Processed	585	100.0%

Cases Pending 12/31/2017 **194**

Cases Awaiting Sentencing 28

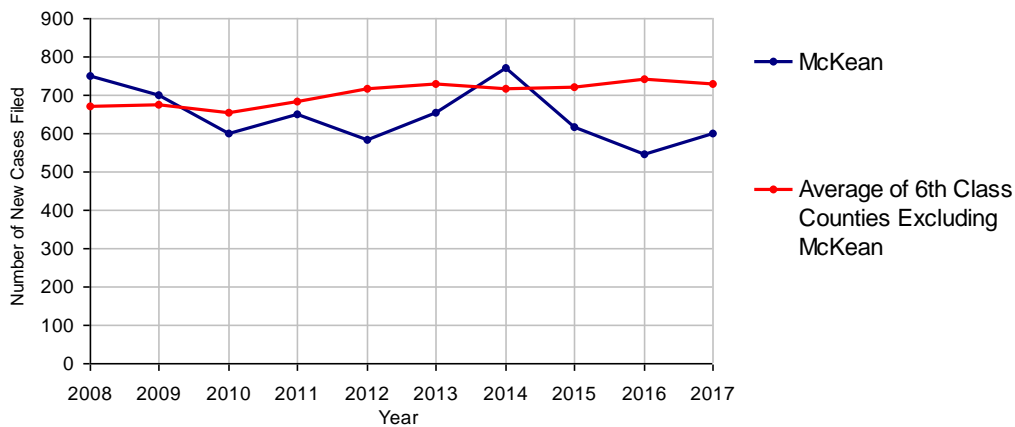
Data provided by CPCMS

* Includes other diversionsary programs such as Veterans Court.

Age of Pending Cases as of 12/31/2017

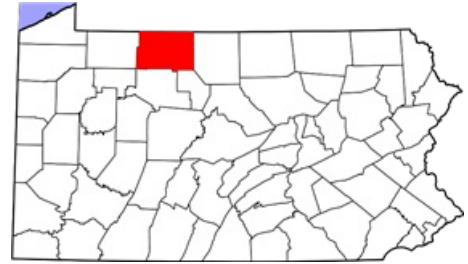
0-60 Days	92	47.4%
61-120 Days	41	21.1%
121-180 Days	14	7.2%
181-240 Days	13	6.7%
241-300 Days	11	5.7%
301-360 Days	5	2.6%
Over 360 Days	18	9.3%
Total	194	100.0%

Criminal New Cases, 2008-2017



McKean County

2017 Population Estimate: 41,330
 Class of County: 6th
 No. of Common Pleas Judgeships: 2

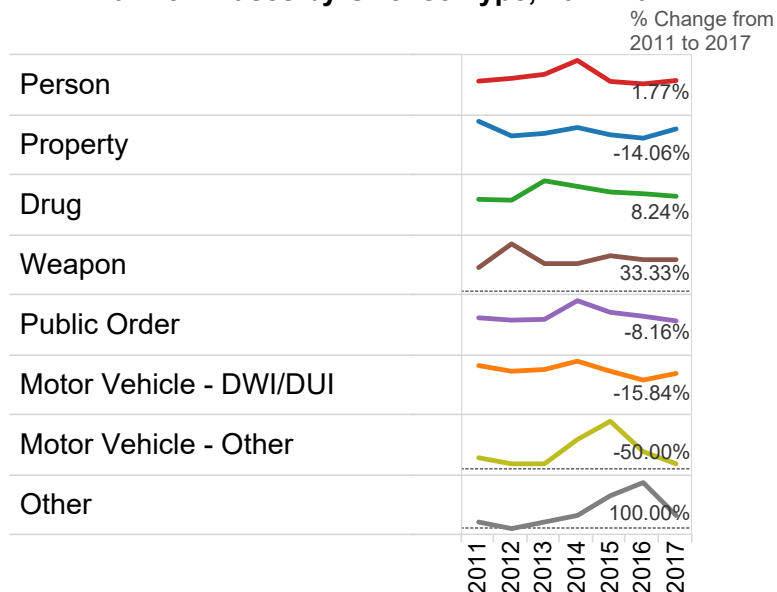


2017 Criminal - New Cases by Offense Type

Case Type	Felony	Misdemeanor	Summary	Total	
Person	57	58	0	115	19.2%
Property	82	83	0	165	27.6%
Drug	31	59	2	92	15.4%
Weapon	6	2	0	8	1.3%
Public Order	15	30	0	45	7.5%
Motor Vehicle - DWI/DUI	0	170	0	170	28.4%
Motor Vehicle - Other	0	1	0	1	0.2%
Other	2	0	0	2	0.3%
Total	193	403	2	598	100.0%
	32.3%	67.4%	0.3%	100.0%	

Data provided by CPCMS

Criminal New Cases by Offense Type, 2011-2017

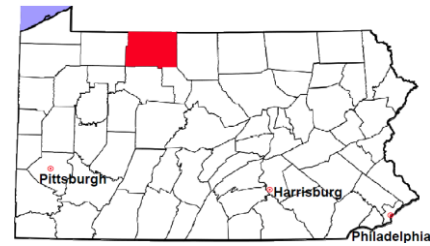


McKean County

2017 Population Estimate: 41,330

Class of County: 6th

No. of Common Pleas Court Judgeships: 2

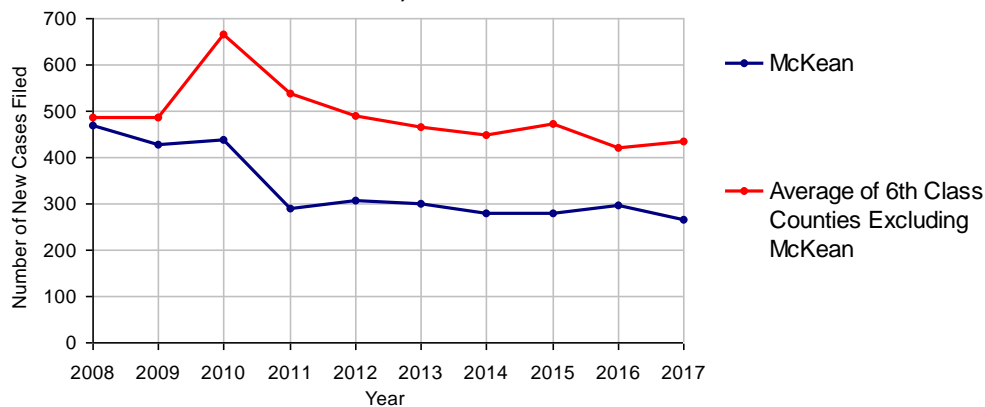


2017 Civil	Civil Action	Other	Total
Cases Pending 1/1/2017	88	126	214
Docketed Cases	144	120	264
Arbitration Appeals	0	0	0
Transferred In	0	0	0
Returned to Active	0	0	0
Cases Available for Processing	232	246	478
Processed By:			
Default Judgments	21	32	53
Cases Decided by Arbitration Board	4	3	7
Dispositive Motions	1	8	9
Settlements	8	8	16
Moved to Inactive Status	0	1	1
Transferred/Withdrawn	3	2	5
Dismissed/Discontinued	76	38	114
Administrative Purge	0	0	0
Other	2	8	10
Jury Trial	1	0	1
Non-Jury Trial	0	2	2
Total Cases Processed	116	102	218
Cases Pending 12/31/2017	116	144	260

Age of Pending Cases as of 12/31/2017 (Civil Action Only)

0-6 months	68	58.6%
7-12 months	28	24.1%
13-18 months	3	2.6%
19-24 months	6	5.2%
25-30 months	4	3.4%
31-36 months	3	2.6%
37-42 months	0	
43-48 months	2	1.7%
49-54 months	1	0.9%
55-60 months	0	
61-66 months	0	
67-72 months	0	
Over 72 months	1	0.9%
Total	116	100.0%

Docketed Cases, 2008-2017



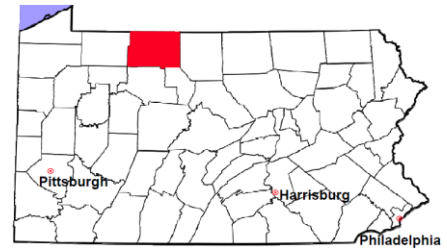
Note: Prior to June 2010, docketed cases under the "Other" category were not reported. The inclusion of these cases starting from June 2010 may contribute to an increase in docketed cases from 2009 to 2010.

McKean County

2017 Population Estimate: 41,330

Class of County: 6th

No. of Common Pleas Court Judgeships: 2



2017 Civil - Docketed Cases Listed by Case Type

TORT	24	9.1%	REAL PROPERTY	74	28.0%
<i>(does not include mass tort)</i>			Ejectment*	8	
Intentional	0		Eminent Domain/Condemnation*	1	
Malicious Prosecution	0		Ground Rent	0	
Motor Vehicle	12		Landlord/Tenant Dispute	1	
Nuisance	0		Mortgage Foreclosure:		
Premise Liability	7		Residential*	57	
Product Liability	1		Commercial*	2	
Slander/Libel/Defamation	2		Partition of Real Property*	0	
Other	2		Quiet Title*	3	
MASS TORT	0		Other*	2	
Asbestos	0		CIVIL APPEALS	11	4.2%
Tobacco	0		<i>- Administrative Agencies</i>		
Toxic Tort - DES	0		Board of Assessment*	1	
Toxic Tort - Implant	0		Board of Elections*	0	
Toxic Waste	0		Dept. of Transportation*	5	
Other	0		Zoning Board*	0	
PROFESSIONAL LIABILITY	2	0.8%	Statutory Appeal - Other*	1	
Dental	0		Other*	4	
Legal	0		MISCELLANEOUS	36	13.6%
Medical Malpractice	2		Common Law/		
Other	0		Statutory Arbitration*	1	
CONTRACT	117	44.3%	Declaratory Judgment*	1	
<i>(does not include judgments)</i>			Mandamus*	1	
Buyer Plaintiff	16		Non-Domestic Relations		
Debt Collection: Credit Card	44		Restraining Order*	0	
Debt Collection: Other	49		Quo Warranto*	0	
Employment Dispute: Discrimination	0		Replevin*	5	
Employment Dispute: Other	0		Other*	28	
Other	8		TOTAL DOCKETED CASES:	264	100.0%
Of the Docketed Cases:					
Pro Se Filings:	9	3.4%	Class Action Suits	0	
			MDJ Appeals:	4	1.5%

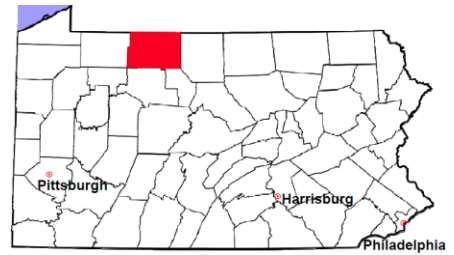
*Civil Other

McKean County

2017 Population Estimate: 41,330

Class of County: 6th

No. of Common Pleas Court Judgeships: 2



2017 Protection From Abuse

**No. of
Petitions**

Cases Pending 1/1/2017

11

New Cases Filed in 2017

47

Of these, Petitions Requesting Temporary Orders: 47 (100.0%)

Temporary Orders DENIED: 0 (0.0%), Temporary Orders GRANTED: 47 (100.0%)

Cases Available for Processing

58

Processed By:

Temporary Order DENIED After Ex Parte Hearing and No Evidentiary Hearing Scheduled

2

4.3%

Temporary Order DISMISSED After Evidentiary Hearing and No Final Order Entered

0

Final Order DENIED After Evidentiary Hearing Before a Judge or a Judicial Officer

0

Final Order GRANTED After Evidentiary Hearing Before a Judge or a Judicial Officer

32

69.6%

Plaintiff Did Not Appear For Evidentiary Hearing

0

Final Order by STIPULATION OR AGREEMENT Between the Parties

0

Petition WITHDRAWN by Plaintiff

12

26.1%

TRANSFERRED to Another Jurisdiction

0

Other

0

Cases Processed

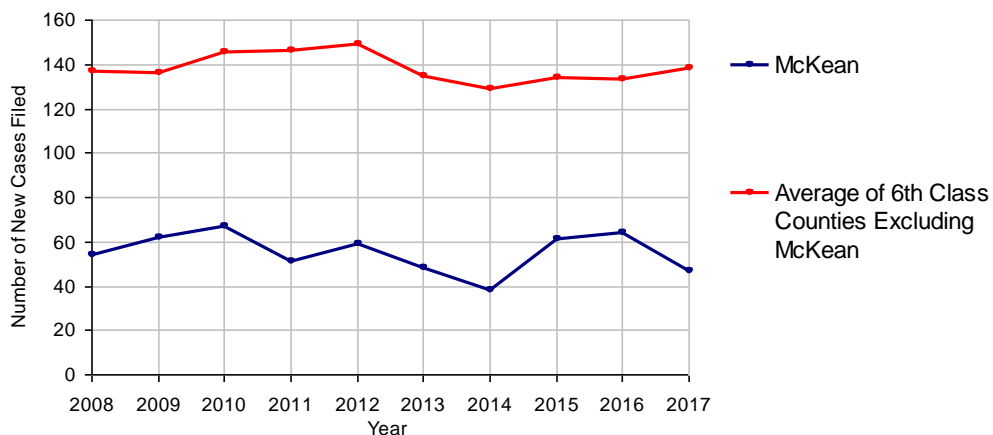
46

100.0%

Cases Pending 12/31/2017

12

PFA New Cases Filed, 2008-2017

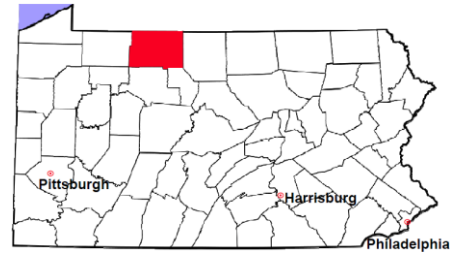


McKean County

2017 Population Estimate: 41,330

Class of County: 6th

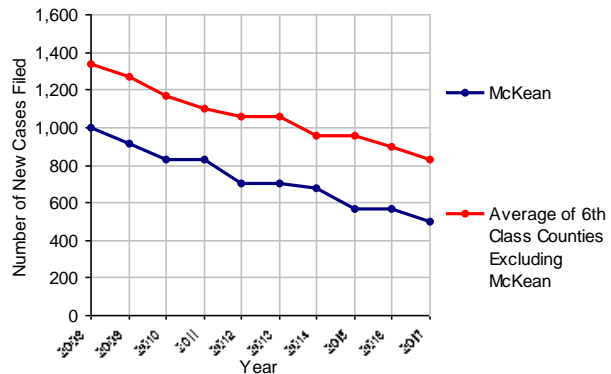
No. of Common Pleas Court Judgeships: 2



2017 Spousal & Child Support	No. of Petitions	
Cases Pending 1/1/2017	154	
New Cases Filed in 2017	498	
Dockets Transferred In (+)	4	
Dockets Transferred Out (-)	7	
Cases Available for Processing	649	
Processed By:		
Judge	32	6.1%
Intake Officer	141	26.9%
Hearing Officer	351	67.0%
Other	0	
Cases Processed	524	100.0%
Cases Pending 12/31/2017	125	

Data provided by PACSES

Spousal & Child Support New Cases Filed, 2008-2017



2017 Paternity	No. of Cases	
Acknowledgements Filed:		
Non-Domestic Relations Section	55	75.3%
During Conference	8	11.0%
Non-Stipulated (post genetic test)	2	2.7%
Pre-Trial Conference	8	11.0%
Total	73	100.0%
Established:		
Stipulated by Genetic Tests	7	50.0%
Default - Father Failed to Appear	3	21.4%
Adjudication by Court Proceeding	0	
Out of State	4	28.6%
Total	14	100.0%
Cases Pending 12/31/2017	16	

Data provided by PACSES

DEFINITIONS:

ACKNOWLEDGEMENTS FILED:

NON-DOMESTIC RELATIONS SECTION: The voluntary Acknowledgement of Paternity by the alleged father.

DURING CONFERENCE: The alleged father signed the Acknowledgement of Paternity-Waiver of Trial (PE-010) at the initial child support conference.

NON-STIPULATED (POST GENETIC TEST): The alleged father signed the Acknowledgement of Paternity-Waiver of Trial after genetic tests were conducted and resulted in the alleged father being determined to be the biological father.

PRE-TRIAL CONFERENCE: The alleged father signed the Acknowledgement of Paternity-Waiver of Trial at the pre-trial conference.

ESTABLISHED:

STIPULATED BY GENETIC TESTS: The alleged father requested genetic tests and signed a stipulation that if the test results had a 99% or higher probability of paternity then the alleged father would be stipulated as the biological father of the child.

DEFAULT - FATHER FAILED TO APPEAR: The alleged father failed to appear after being served for either a support conference, hearing, or genetic test and a default paternity order was entered by the court.

ADJUDICATION BY COURT PROCEEDING: The alleged father was determined to be the biological father of the child through a court proceeding.

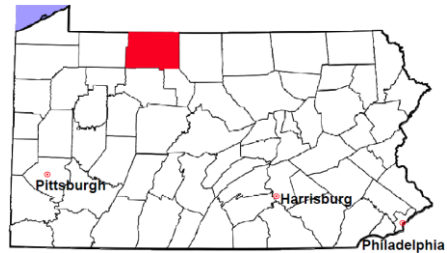
OUT OF STATE: Paternity was established in another state, "Out of state only".

McKean County

2017 Population Estimate: 41,330

Class of County: 6th

No. of Common Pleas Court Judgeships: 2



2017 Custody/Partial Custody/Visitation

No. of
Petitions

Cases Pending 1/1/2016

85

New Cases Filed in 2016

338

Cases Available for Processing

423

Processed By:

Judge

105

34.2%

Non-Judicial Officer

185

60.3%

Other

17

5.5%

Cases Processed

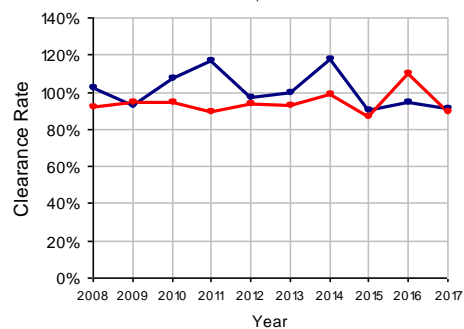
307

100.0%

Cases Pending 12/31/2017

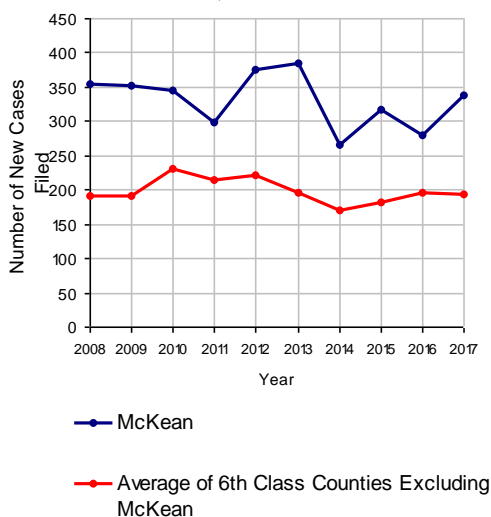
116

Clearance Rate, 2008-2017

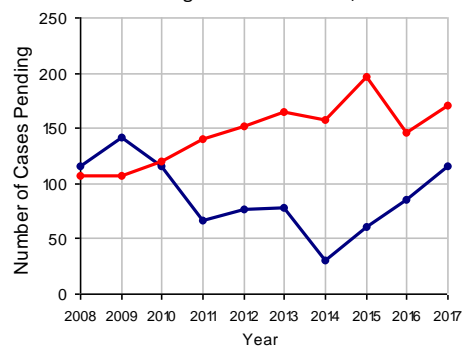


Note: Clearance Rate = Cases Processed / New Cases Filed

Custody/Partial Custody/Visitation New Cases Filed, 2008-2017



Cases Pending at the End of Year, 2008-2017

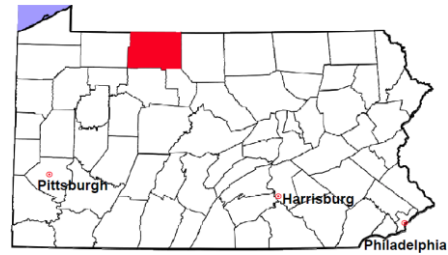


McKean County

2017 Population Estimate: 41,330

Class of County: 6th

No. of Common Pleas Court Judgeships: 2



2017 Divorce

No. of Petitions

Cases Pending 1/1/2017 30

New Cases Filed in 2017 121

Cases Available for Processing 151

Processed By:

Contested Before a Judge 0

Contested Before a Master 36 24.0%

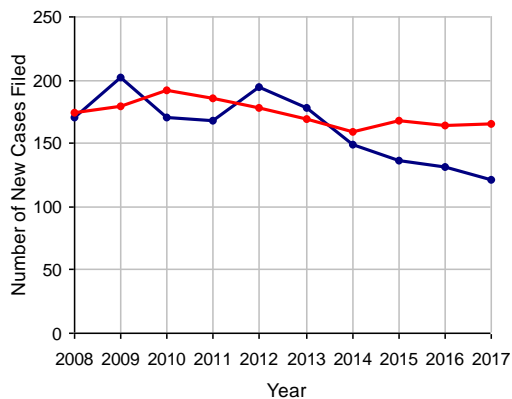
Uncontested 108 72.0%

Other 6 4.0%

Cases Processed 150 100.0%

Cases Pending 12/31/2017 1

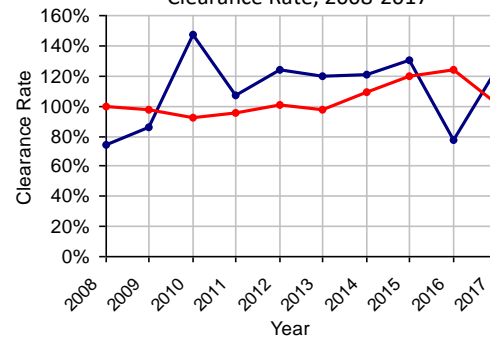
Divorce New Cases Filed, 2008-2017



— McKean

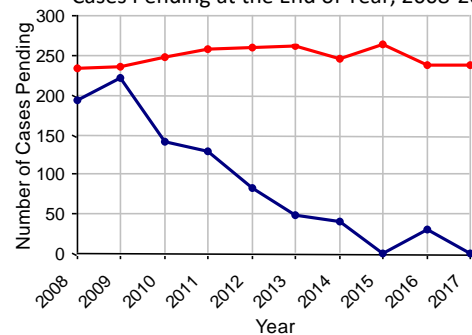
— Average of 6th Class Counties Excluding McKean

Clearance Rate, 2008-2017



Note: Clearance Rate = Cases Processed / New Cases Filed

Cases Pending at the End of Year, 2008-2017

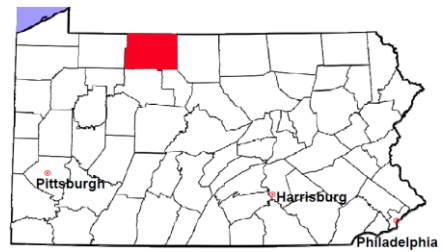


McKean County

2017 Population Estimate: 41,330

Class of County: 6th

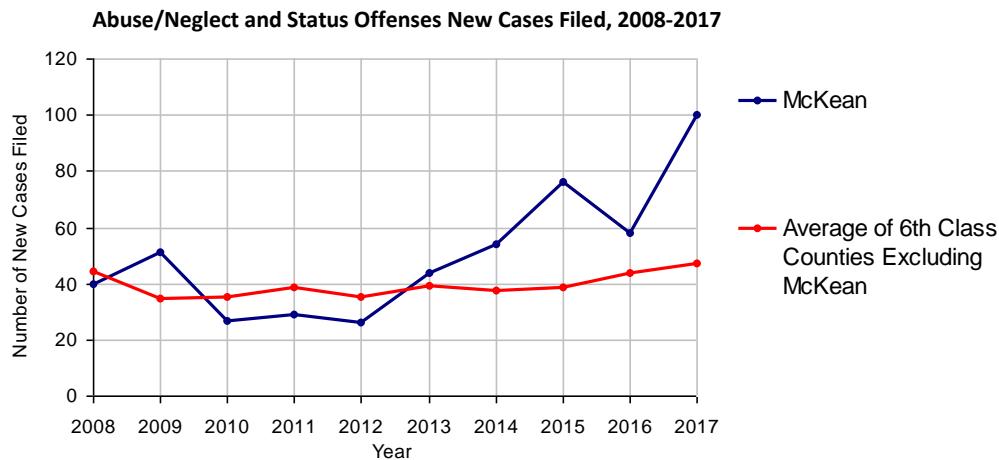
No. of Common Pleas Court Judgeships: 2



2017 Juvenile Dependency - Petitions Pending Adjudication

	Abuse/ Neglect	Status Offenses	Total
Cases Pending 1/1/2017	19	1	20
New Petitions Filed in 2017	98	2	100
Other	55	0	55
Total Petitions Available for Processing	172	3	175
Processed by:			
Adjudicated Dependent			
Judge	54	3	57
Juvenile Court Hearing Officer	25	0	25
Adjudicated NOT Dependent			
Judge	7	0	7
Juvenile Court Hearing Officer	3	0	3
Withdrawn/Dismissed/Inactive	0	0	0
Other	63	0	63
Total Petitions Processed	152	3	155
Cases Pending 12/31/2017	20	0	20

Data provided by CPCMS



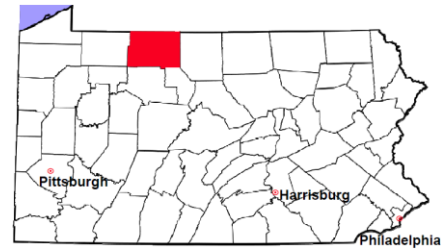
Note: Prior to 2011, dependency data were collected manually. Starting from 2011, dependency data were provided by CPCMS.

McKean County

2017 Population Estimate: 41,330

Class of County: 6th

No. of Common Pleas Court Judgeships: 2



2017 Juvenile Dependency - Adjudicated Dependent Inventory

	Abuse/ Neglect	Status Offenses	Total
Cases Pending 1/1/2017	93	3	96
New Adjudicated Dependent Cases	79	3	82
Other	25	0	25
Total Adjudicated Dependent Cases	197	6	203

Court Supervision Terminated:

Family Reunification	5	6.6%	0	5	6.3%
Adoption	11	14.5%	3	14	17.7%
Placement with a Relative/Guardian	6	7.9%	0	6	7.6%
Aged Out	5	6.6%	0	5	6.3%
Other Permanency Outcomes*	0		0	0	
Other**	49	64.5%	0	49	62.0%

Total Adjudicated Dependent Cases Terminated	76	100.0%	3	100.0%	79	100.0%
---	-----------	---------------	----------	---------------	-----------	---------------

Cases Pending 12/31/2017	121		3		124
---------------------------------	------------	--	----------	--	------------

Data provided by CPCMS

* Other Permanency Outcomes include: adjudicated delinquent, death due to natural causes, emancipation, permanent living arrangement, and parent has come forward.

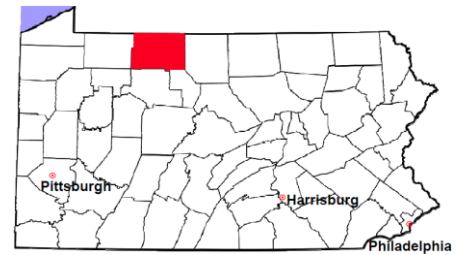
** Other includes cases where court supervision is terminated due to transfer out of jurisdiction, withdrawal and administrative closure.

McKean County

2017 Population Estimate: 41,330

Class of County: 6th

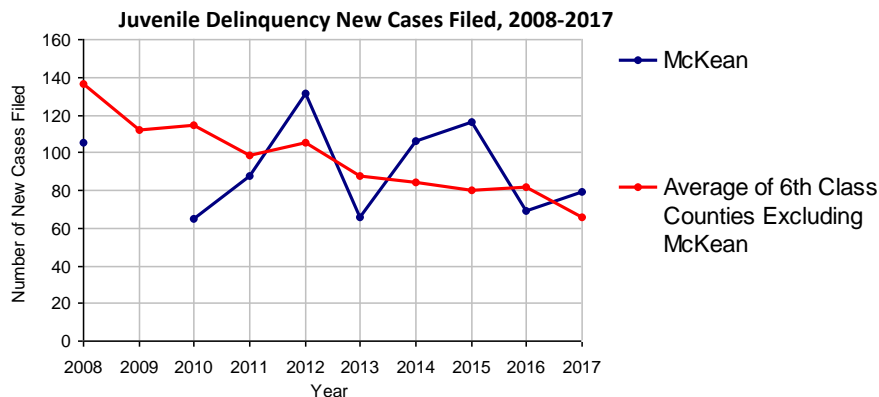
No. of Common Pleas Court Judgeships: 2



2017 Juvenile Delinquency - Cases Pending Disposition

Begin Pending	29
New Cases	79
Consent Decree Revoked	0
Informal Adjustment Program Revoked	0
Alternative Program Revoked	0
Warrant Returned	0
Other	2
Total Cases Available for Disposition	110
Warrant Issued	1
Disposed by:	
Adjudicated Delinquent by a Judge	23
Adjudicated Delinquent by a Juvenile Court Hearing Officer	1
Consent Decree Entered	15
Informal Adjustment Program Entered	6
Warned and Counseled (Pre-Petition)	0
Dismissed/Withdrawn/Transferred	5
Transferred to Criminal Court	0
Other	15
Total Cases Disposed	65
End Pending	44

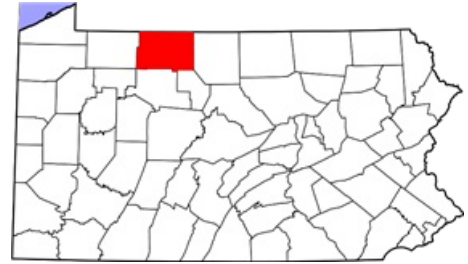
Data provided by CPCMS



Note: Data for 2009 are not available.

McKean County

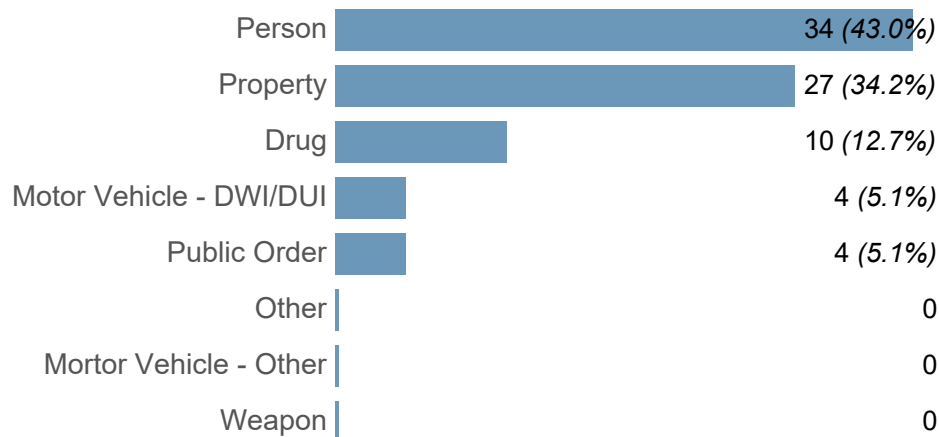
2017 Population Estimate: 41,330
 Class of County: 6th
 No. of Common Pleas Judgeships: 2



2017 Delinquency - New Cases by Offense Type

Case Type	Felony	Misdemeanor	Summary	Total	
Person	11	22	1	34	43.0%
Property	13	14	0	27	34.2%
Drug	1	9	0	10	12.7%
Weapon	0	0	0	0	0.0%
Public Order	1	3	0	4	5.1%
Motor Vehicle - DWI/DUI	0	4	0	4	5.1%
Mortor Vehicle - Other	0	0	0	0	0.0%
Other	0	0	0	0	0.0%
Total	26	52	1	79	100.0%
	32.9%	65.8%	1.3%	100.0%	

Data provided by CPCMS

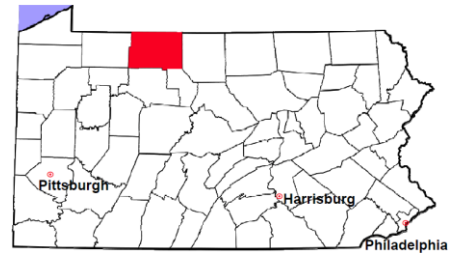


McKean County

2017 Population Estimate: 41,330

Class of County: 6th

No. of Common Pleas Court Judgeships: 2



2017 Juvenile Delinquency - Formal Dispositions

Begin Pending	47
Adjudicated Delinquent by a Judge	23
Adjudicated Delinquent by a Juvenile Court Hearing Officer	1
Warrant Returned	1
Other	3
Total Adjudicated Delinquent Cases	75
Warrant Issued	3
Court Supervision Terminated:	
Conditions Satisfied	9
Compelling Reasons	1
Reached Age 21	0
Transferred to Another Juvenile Court	0
Other	11
Total Adjudicated Delinquent Cases Terminated	21
End Pending	51

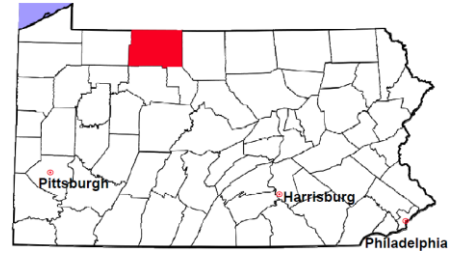
Data provided by CPCMS

McKean County

2017 Population Estimate: 41,330

Class of County: 6th

No. of Common Pleas Court Judgeships: 2

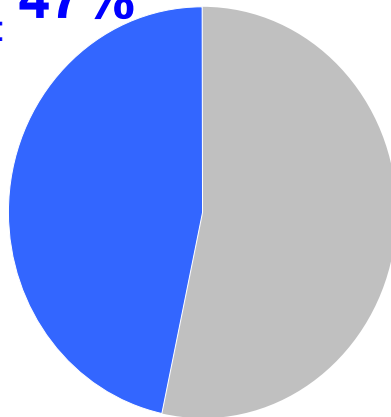


2017 Juvenile Delinquency - Informal Dispositions

Pending Consent Decrees	16
Pending Informal Adjustments	5
New Consent Decrees	15
New Informal Adjustments	6
Warrant Returned	0
Other	7
Cases Informally Disposed	49
Warrant Issued	0
Terminated by:	
Consent Decree Completed	15
Informal Adjustment Completed	1
Consent Decree Revoked	0
Informal Adjustment Program Revoked	0
Other	16
Total Informally Disposed Cases Terminated	32
End Pending	17

Data provided by CPCMS

Informal
Dispositions: **47%**



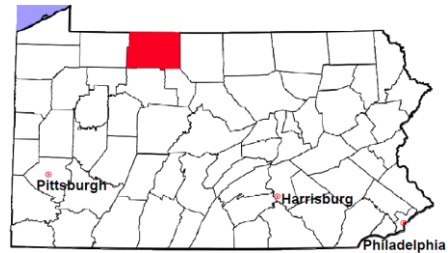
Delinquency Cases are disposed either formally, at a proceeding held before a judge or hearing officer, or informally without a proceeding. Informal dispositions include informal adjustments supervised by a juvenile probation officer; consent decrees agreed upon with the District Attorney after a petition is filed; or other pre-petition process by the juvenile probation department.

McKean County

2017 Population Estimate: 41,330

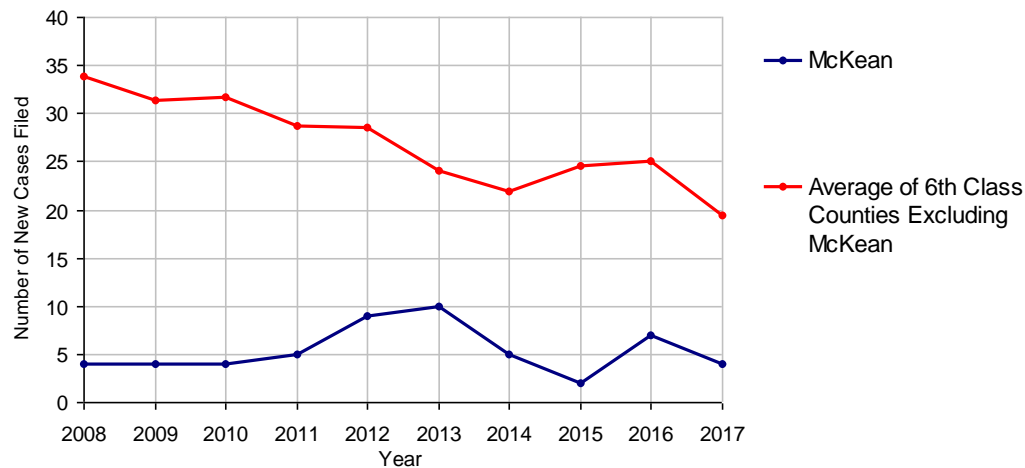
Class of County: 6th

No. of Common Pleas Court Judgeships: 2



2017 Accounts	No. of Cases	
Cases Pending 1/1/2017	14	
New Cases Filed in 2017	4	
Cases Available for Processing	18	
Processed By:		
Contested before a Judge	0	
Contested before a Non-Judicial Officer	1	50.0%
Uncontested	1	50.0%
Other	0	
Cases Processed	2	100.0%
Cases Pending 12/31/2017	16	

Accounts New Cases Filed, 2008-2017

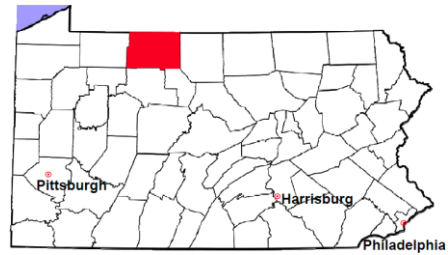


McKean County

2017 Population Estimate: 41,330

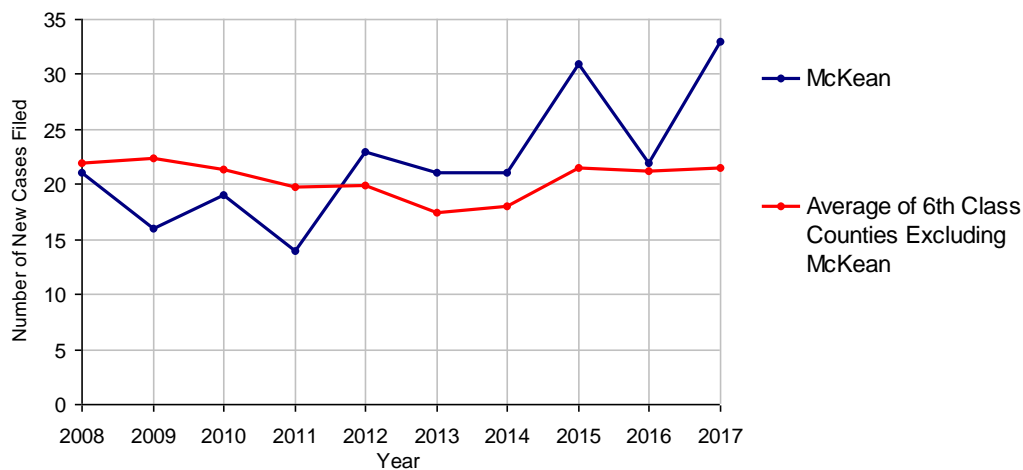
Class of County: 6th

No. of Common Pleas Court Judgeships: 2



2017 Adoptions		No. of Cases	
Cases Pending 1/1/2017		8	
New Cases Filed in 2017		33	
Cases Available for Processing		41	
Processed By:			
Contested before a Judge	Granted	2	8.0%
	Denied	0	
Uncontested	Granted	23	92.0%
	Denied	0	
Other		0	
Cases Processed		25	100.0%
Cases Pending 12/31/2017		16	

Adoptions New Cases Filed, 2008-2017

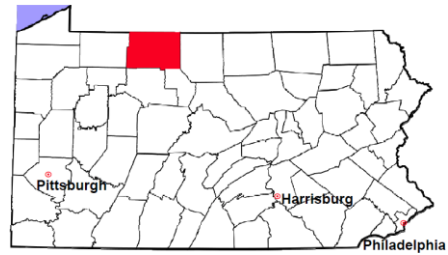


McKean County

2017 Population Estimate: 41,330

Class of County: 6th

No. of Common Pleas Court Judgeships: 2



2017 Relinquishments/Terminations

**No. of
Cases**

Cases Pending 1/1/2017

34

New Cases Filed in 2017

65

Cases Available for Processing

99

Processed By:

Contested before a Judge

5

10.4%

Uncontested

43

89.6%

Other

0

Cases Processed

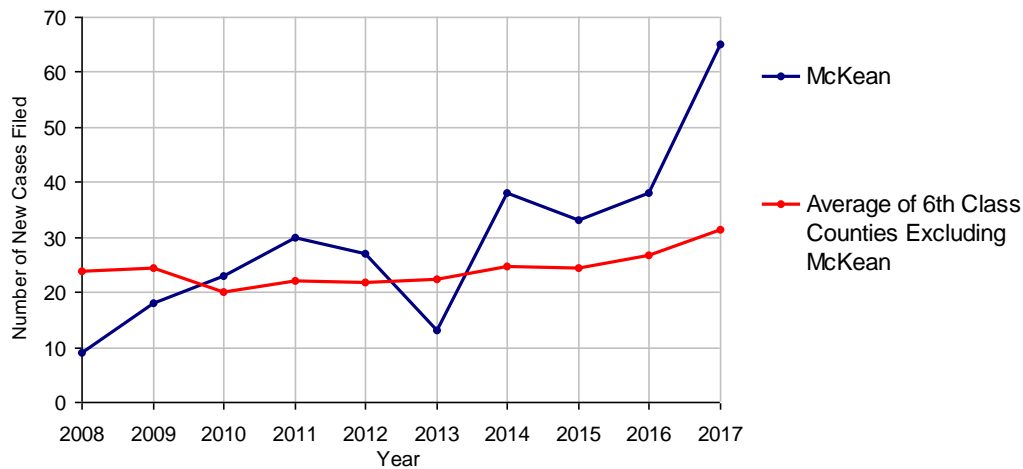
48

100.0%

Cases Pending 12/31/2017

51

Relinquishments/Terminations New Cases Filed, 2008-2017

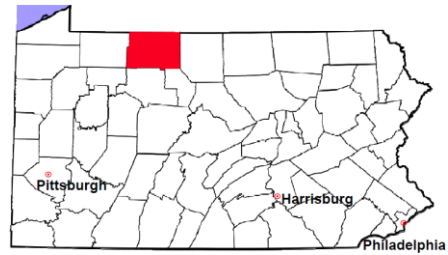


McKean County

2017 Population Estimate: 41,330

Class of County: 6th

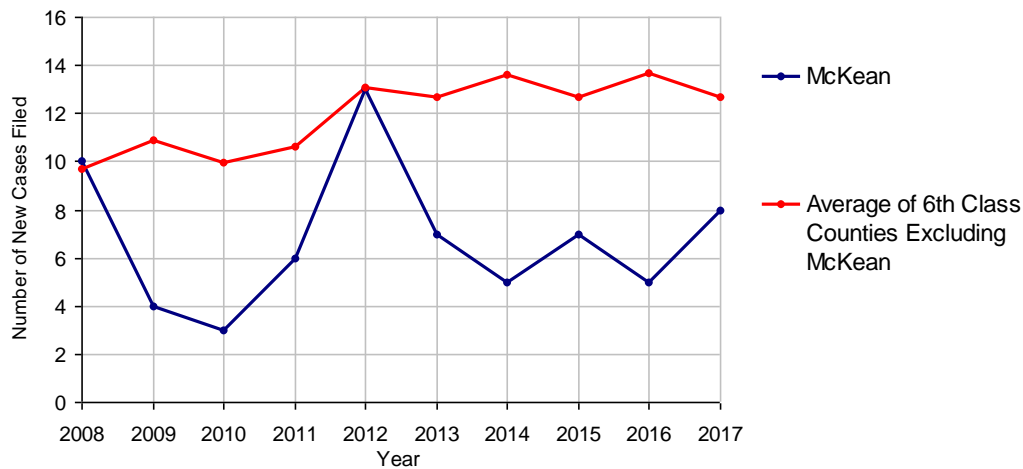
No. of Common Pleas Court Judgeships: 2



2017 Appointment of Guardians

	No. of Cases	
Cases Pending 1/1/2017	2	
New Cases Filed in 2017	8	
Cases Available for Processing	10	
Processed By:		
Contested before a Judge	0	
Uncontested	6	100.0%
Other	0	
Cases Processed	6	100.0%
Cases Pending 12/31/2017	4	

Appointment of Guardians New Cases Filed, 2008-2017

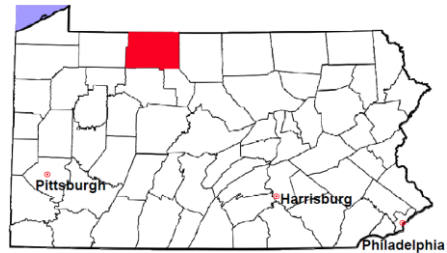


McKean County

2017 Population Estimate: 41,330

Class of County: 6th

No. of Common Pleas Court Judgeships: 2



2017 Jury Yield and Utilization

Jury Yield

Qualification Questionnaires/Summonses Mailed:	9,173	A		
Returned Undeliverable:	2,354	B	25.7%	
Not Responded to:	691	C	7.5%	
the Number of Prospective Jurors:				
Disqualified:	1,257	D	13.7%	
Exempted:	70	E	0.8%	
Excused:	671	F	7.3%	
Deferred to New Term:	608	G	6.6%	
Deferred from Previous Term:	122	H	1.3%	
Total Number of Qualified Jurors Available for Service:	3,644	I	39.7%	
$I = A - B - C - D - E - F - G + H$				

Of Qualification Questionnaires/Summonses Mailed

Jury Utilization

the Number of Jurors:				
Reporting for Service:	1,760	48.3%		
Told Not to Report for Service:	1,638	45.0%		
Sent to Courtroom for Jury Selection (Voir Dire):	1,870	106.3%		
Utilized in incomplete jury selection:	205	11.6%		
Impaneled or Sworn (jurors/alternates):	380	21.6%		
Removed for Cause/Hardship:	428			
Removed by Peremptory Challenge:	345			

Of Jurors Qualified and Available

Of Jurors Reporting for Service

Jury Costs

Total Annual Budget for Juror Operations:	\$56,700.00	J
Average Cost Per Juror:	\$6.18	K
$K = J/A$		

Average Cost Per Juror, 2012-2017

