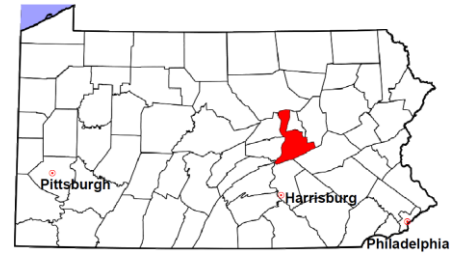


Northumberland County

2017 Population Estimate: 92,029

Class of County: 5th

No. of Common Pleas Court Judgeships: 3



2017 Criminal No. of Cases

Cases Pending 1/1/2017	789
New Cases Filed in 2017	1,066
Reopened Cases	125
Cases Available for Processing	1,980

Processed by:

Withdrawn/Dismissed	90	6.4%
Diversionsary Disposition*	183	13.0%
Guilty Plea	953	67.8%
Non-Jury Trial	2	0.1%
Jury Trial	10	0.7%
Inactive	163	11.6%
Other	5	0.4%
Total Cases Processed	1,406	100.0%

Cases Pending 12/31/2017 **574**

Cases Awaiting Sentencing 111

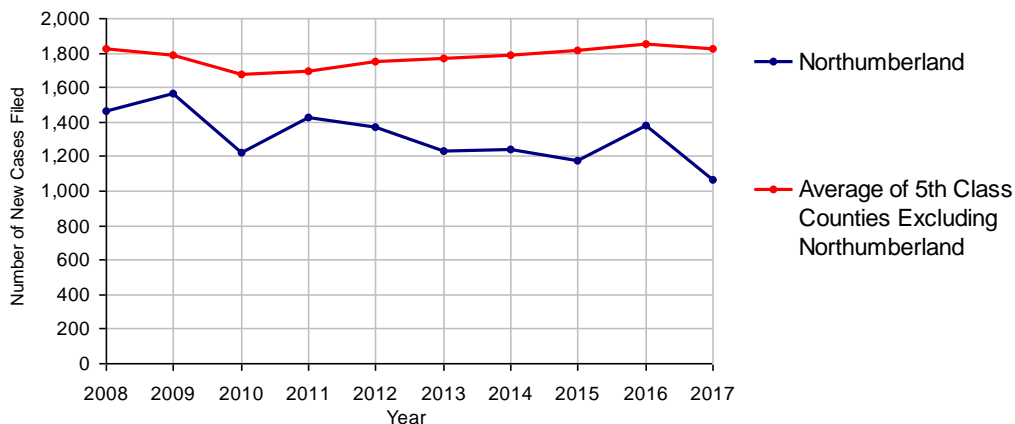
Data provided by CPCMS

* Includes other diversionary programs such as Veterans Court.

Age of Pending Cases as of 12/31/2017

0-60 Days	151	26.3%
61-120 Days	98	17.1%
121-180 Days	85	14.8%
181-240 Days	60	10.5%
241-300 Days	46	8.0%
301-360 Days	22	3.8%
Over 360 Days	112	19.5%
Total	574	100.0%

Criminal New Cases, 2008-2017



Northumberland County

2017 Population Estimate: 92,029
 Class of County: 5th
 No. of Common Pleas Judgeships: 3

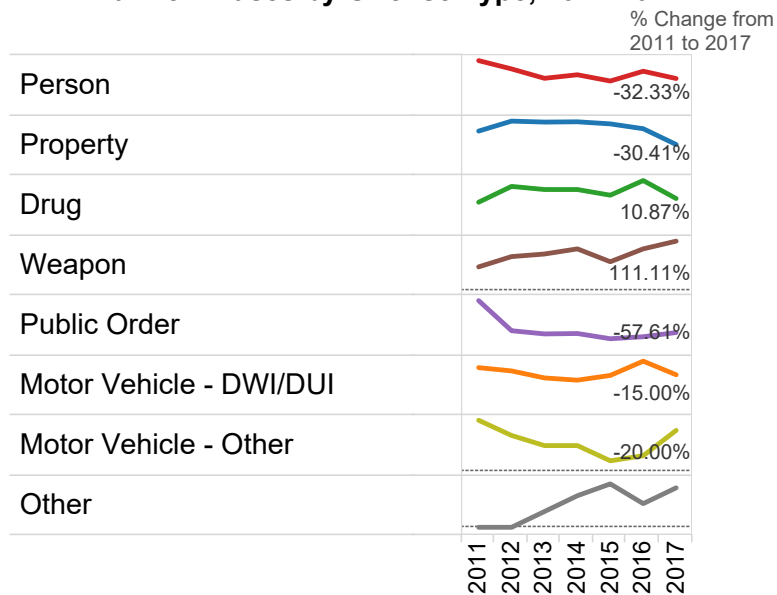


2017 Criminal - New Cases by Offense Type

Case Type	Felony	Misdemeanor	Summary	Total	
Person	87	93	0	180	16.9%
Property	98	123	1	222	20.8%
Drug	84	120	0	204	19.1%
Weapon	12	7	0	19	1.8%
Public Order	34	83	0	117	11.0%
Motor Vehicle - DWI/DUI	0	306	0	306	28.7%
Motor Vehicle - Other	0	8	0	8	0.8%
Other	10	0	0	10	0.9%
Total	325	740	1	1,066	100.0%
	30.5%	69.4%	0.1%	100.0%	

Data provided by CPCMS

Criminal New Cases by Offense Type, 2011-2017

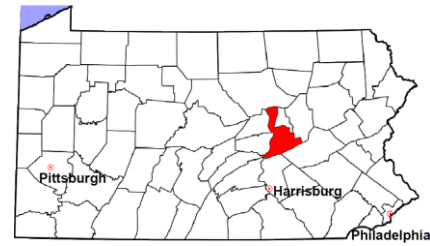


Northumberland County

2017 Population Estimate: 92,029

Class of County: 5th

No. of Common Pleas Court Judgeships: 3

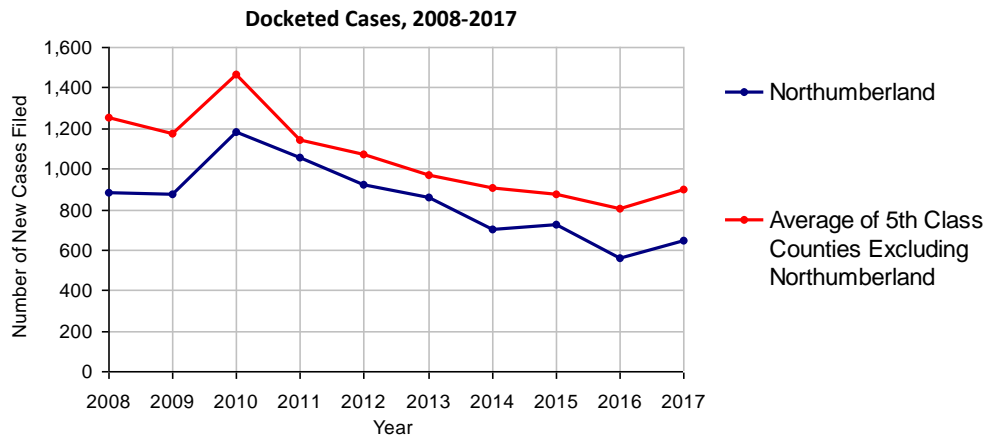


2017 Civil	Civil Action	Other	Total
Cases Pending 1/1/2017	592	305	897 (R)
Docketed Cases	433	216	649
Arbitration Appeals	0	0	0
Transferred In	1	0	1
Returned to Active	0	0	0
Cases Available for Processing	1,026	521	1,547
Processed By:			
Default Judgments	52	68	120
Cases Decided by Arbitration Board	1	0	1
Dispositive Motions	1	0	1
Settlements	0	0	0
Moved to Inactive Status	0	0	0
Transferred/Withdrawn	0	0	0
Dismissed/Discontinued	190	68	258
Administrative Purge	0	0	0
Other	0	0	0
Jury Trial	0	0	0
Non-Jury Trial	0	0	0
Total Cases Processed	244	136	380
Cases Pending 12/31/2017	782	385	1,167

Age of Pending Cases as of 12/31/2017 (Civil Action Only)

0-6 months	191	24.4%
7-12 months	158	20.2%
13-18 months	126	16.1%
19-24 months	66	8.4%
25-30 months	58	7.4%
31-36 months	61	7.8%
37-42 months	27	3.5%
43-48 months	24	3.1%
49-54 months	22	2.8%
55-60 months	11	1.4%
61-66 months	8	1.0%
67-72 months	5	0.6%
Over 72 months	25	3.2%
Total	782	100.0%

(R) - Revised



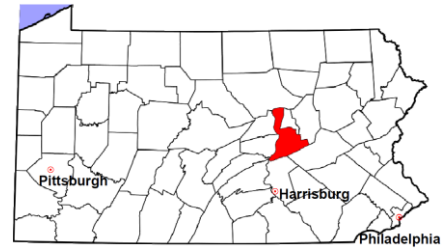
Note: Prior to June 2010, docketed cases under the "Other" category were not reported. The inclusion of these cases starting from June 2010 may contribute to an increase in docketed cases from 2009 to 2010.

Northumberland County

2017 Population Estimate: 92,029

Class of County: 5th

No. of Common Pleas Court Judgeships: 3



2017 Civil - Docketed Cases Listed by Case Type

TORT 71 10.9%

(does not include mass tort)

Intentional	3
Malicious Prosecution	1
Motor Vehicle	36
Nuisance	0
Premise Liability	15
Product Liability	0
Slander/Libel/Defamation	1
Other	15

MASS TORT 0

Asbestos	0
Tobacco	0
Toxic Tort - DES	0
Toxic Tort - Implant	0
Toxic Waste	0
Other	0

PROFESSIONAL LIABILITY 2 0.3%

Dental	0
Legal	0
Medical Malpractice	2
Other	0

CONTRACT 355 54.7%

(does not include judgments)

Buyer Plaintiff	51
Debt Collection: Credit Card	140
Debt Collection: Other	140
Employment Dispute: Discrimination	0
Employment Dispute: Other	1
Other	23

Of the Docketed Cases:

Pro Se Filings: 2 0.3% Class Action Suits 0

*Civil Other

REAL PROPERTY 195 30.0%

Ejectment*	17
Eminent Domain/Condemnation*	2
Ground Rent	0
Landlord/Tenant Dispute	5
Mortgage Foreclosure:	
Residential*	152
Commercial*	3
Partition of Real Property*	2
Quiet Title*	9
Other*	5

CIVIL APPEALS 13 2.0%

- Administrative Agencies

Board of Assessment*	0
Board of Elections*	0
Dept. of Transportation*	5
Zoning Board*	1
Statutory Appeal - Other*	0
Other*	7

MISCELLANEOUS 13 2.0%

Common Law/	
Statutory Arbitration*	0
Declaratory Judgment*	0
Mandamus*	1
Non-Domestic Relations	
Restraining Order*	2
Quo Warranto*	0
Replevin*	1
Other*	9

TOTAL DOCKETED CASES: 649 100.0%

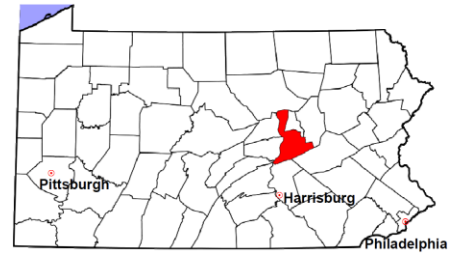
MDJ Appeals: 9 1.4%

Northumberland County

2017 Population Estimate: 92,029

Class of County: 5th

No. of Common Pleas Court Judgeships: 3



2017 Protection From Abuse

**No. of
Petitions**

Cases Pending 1/1/2017

15 (R)

New Cases Filed in 2017

407

Of these, Petitions Requesting Temporary Orders: 407 (100.0%)

Temporary Orders DENIED: 84 (20.6%), Temporary Orders GRANTED: 323 (79.4%)

Cases Available for Processing

422

Processed By:

Temporary Order DENIED After Ex Parte Hearing and No Evidentiary Hearing Scheduled	84	20.5%
------------------------------------------------------------------------------------	----	-------

Temporary Order DISMISSED After Evidentiary Hearing and No Final Order Entered	14	3.4%
--------------------------------------------------------------------------------	----	------

Final Order DENIED After Evidentiary Hearing Before a Judge or a Judicial Officer	48	11.7%
-----------------------------------------------------------------------------------	----	-------

Final Order GRANTED After Evidentiary Hearing Before a Judge or a Judicial Officer	91	22.2%
------------------------------------------------------------------------------------	----	-------

Plaintiff Did Not Appear For Evidentiary Hearing	61	14.9%
--------------------------------------------------	----	-------

Final Order by STIPULATION OR AGREEMENT Between the Parties	44	10.7%
-------------------------------------------------------------	----	-------

Petition WITHDRAWN by Plaintiff	68	16.6%
---------------------------------	----	-------

TRANSFERRED to Another Jurisdiction	0	
-------------------------------------	---	--

Other	0	
-------	---	--

Cases Processed

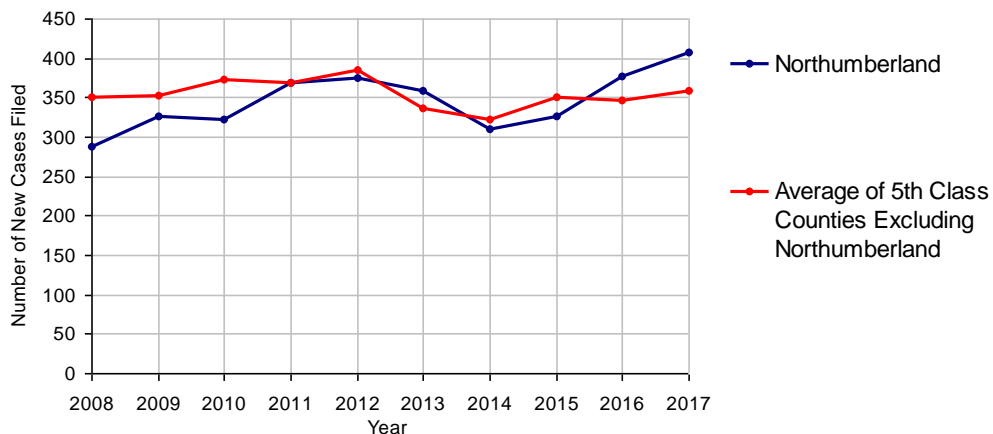
410 100.0%

Cases Pending 12/31/2017

12

(R) - Revised

PFA New Cases Filed, 2008-2017

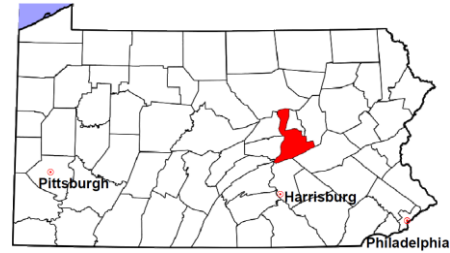


Northumberland County

2017 Population Estimate: 92,029

Class of County: 5th

No. of Common Pleas Court Judgeships: 3



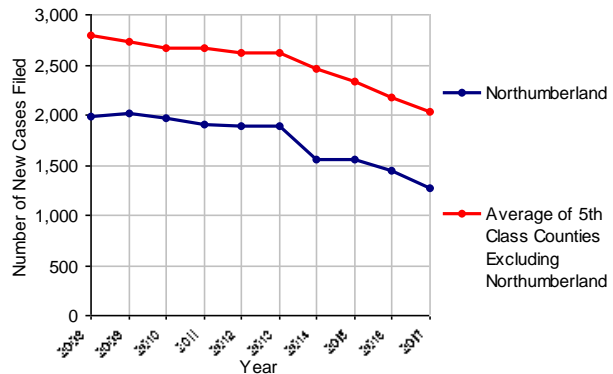
2017 Spousal & Child Support	No. of Petitions
Cases Pending 1/1/2017	221
New Cases Filed in 2017	1,275
Dockets Transferred In (+)	37
Dockets Transferred Out (-)	39
Cases Available for Processing	1,494
Processed By:	
Judge	60 4.6%
Intake Officer	1,206 92.6%
Hearing Officer	36 2.8%
Other	0
Cases Processed	1,302 100.0%
Cases Pending 12/31/2017	192

Data provided by PACSES

2017 Paternity	No. of Cases
Acknowledgements Filed:	
Non-Domestic Relations Section	164 84.1%
During Conference	26 13.3%
Non-Stipulated (post genetic test)	1 0.5%
Pre-Trial Conference	4 2.1%
Total	195 100.0%
Established:	
Stipulated by Genetic Tests	23 23.2%
Default - Father Failed to Appear	9 9.1%
Adjudication by Court Proceeding	0
Out of State	67 67.7%
Total	99 100.0%
Cases Pending 12/31/2017	36

Data provided by PACSES

Spousal & Child Support New Cases Filed, 2008-2017



DEFINITIONS:

ACKNOWLEDGEMENTS FILED:

NON-DOMESTIC RELATIONS SECTION: The voluntary Acknowledgement of Paternity by the alleged father.

DURING CONFERENCE: The alleged father signed the Acknowledgement of Paternity-Waiver of Trial (PE-010) at the initial child support conference.

NON-STIPULATED (POST GENETIC TEST): The alleged father signed the Acknowledgement of Paternity-Waiver of Trial after genetic tests were conducted and resulted in the alleged father being determined to be the biological father.

PRE-TRIAL CONFERENCE: The alleged father signed the Acknowledgement of Paternity-Waiver of Trial at the pre-trial conference.

ESTABLISHED:

STIPULATED BY GENETIC TESTS: The alleged father requested genetic tests and signed a stipulation that if the test results had a 99% or higher probability of paternity then the alleged father would be stipulated as the biological father of the child.

DEFAULT - FATHER FAILED TO APPEAR: The alleged father failed to appear after being served for either a support conference, hearing, or genetic test and a default paternity order was entered by the court.

ADJUDICATION BY COURT PROCEEDING: The alleged father was determined to be the biological father of the child through a court proceeding.

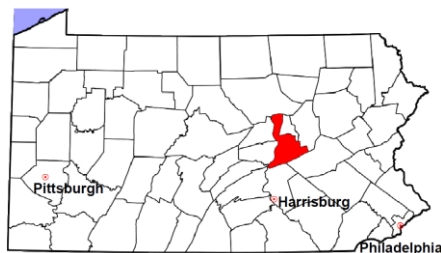
OUT OF STATE: Paternity was established in another state, "Out of state only".

Northumberland County

2017 Population Estimate: 92,029

Class of County: 5th

No. of Common Pleas Court Judgeships: 3



2017 Custody/Partial Custody/Visitation

No. of
Petitions

Cases Pending 1/1/2016

31

New Cases Filed in 2016

553

Cases Available for Processing

584

Processed By:

Judge

102

19.2%

Non-Judicial Officer

289

54.5%

Other

139

26.2%

Cases Processed

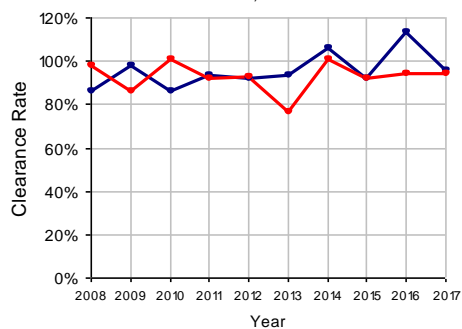
530

100.0%

Cases Pending 12/31/2017

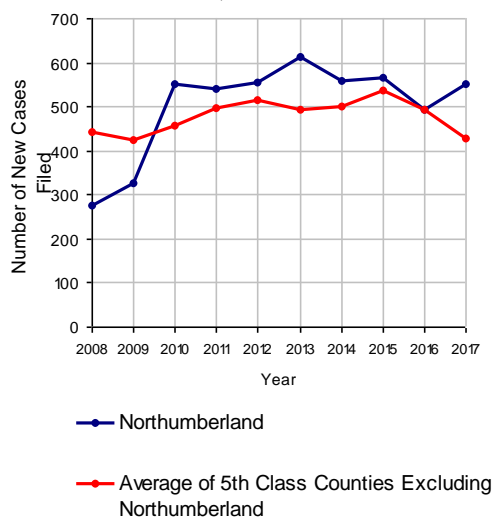
54

Clearance Rate, 2008-2017

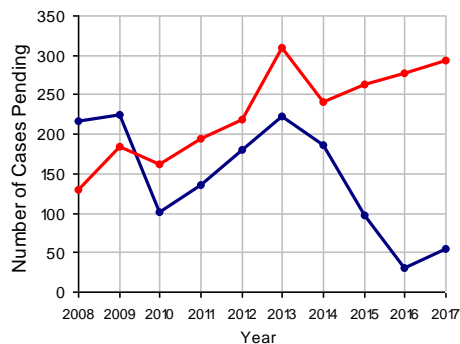


Note: Clearance Rate = Cases Processed / New Cases Filed

Custody/Partial Custody/Visitation New Cases Filed, 2008-2017



Cases Pending at the End of Year, 2008-2017

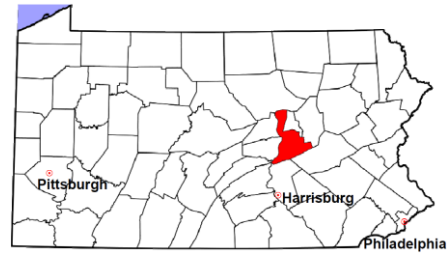


Northumberland County

2017 Population Estimate: 92,029

Class of County: 5th

No. of Common Pleas Court Judgeships: 3



2017 Divorce

No. of Petitions

Cases Pending 1/1/2017 605

New Cases Filed in 2017 270

Cases Available for Processing 875

Processed By:

Contested Before a Judge 34 11.4%

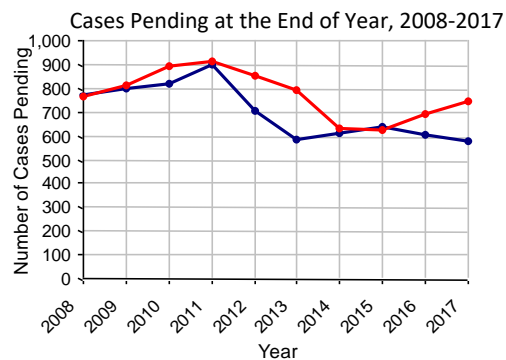
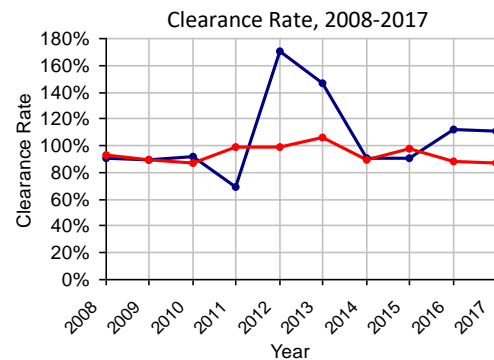
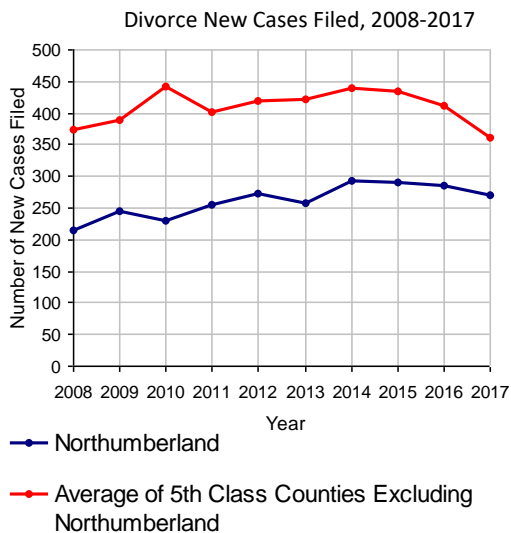
Contested Before a Master 28 9.4%

Uncontested 219 73.5%

Other 17 5.7%

Cases Processed 298 100.0%

Cases Pending 12/31/2017 577

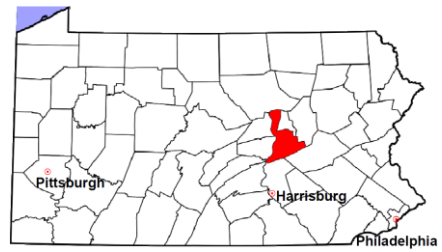


Northumberland County

2017 Population Estimate: 92,029

Class of County: 5th

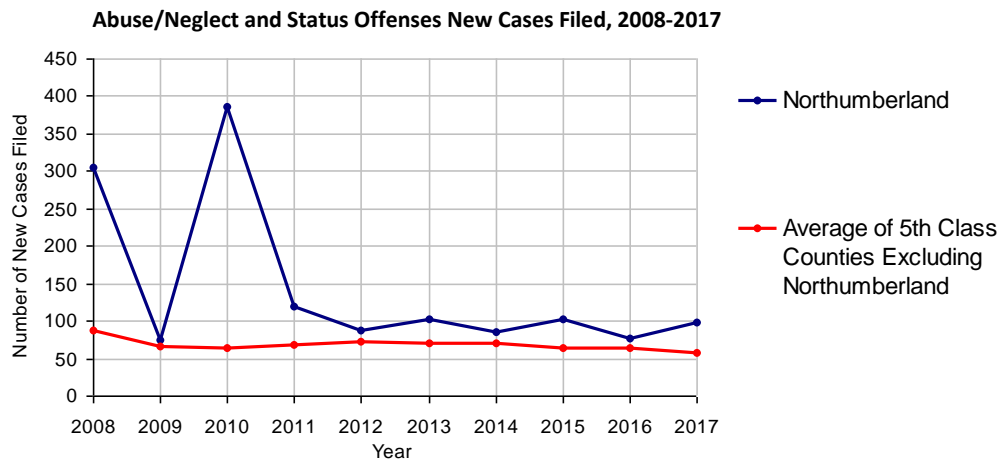
No. of Common Pleas Court Judgeships: 3



2017 Juvenile Dependency - Petitions Pending Adjudication

	Abuse/ Neglect	Status Offenses	Total
Cases Pending 1/1/2017	7	0	7
New Petitions Filed in 2017	99	0	99
Other	28	0	28
Total Petitions Available for Processing	134	0	134
Processed by:			
Adjudicated Dependent			
Judge	104	0	104
Juvenile Court Hearing Officer	0	0	0
Adjudicated NOT Dependent			
Judge	1	0	1
Juvenile Court Hearing Officer	0	0	0
Withdrawn/Dismissed/Inactive	2	0	2
Other	15	0	15
Total Petitions Processed	122	0	122
Cases Pending 12/31/2017	12	0	12

Data provided by CPCMS



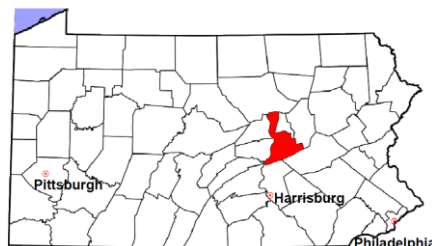
Note: (1) Prior to 2011, dependency data were collected manually. Starting from 2011, dependency data were provided by CPCMS. (2) A sharp increase or decrease may reflect changes in practice or counting methods.

Northumberland County

2017 Population Estimate: 92,029

Class of County: 5th

No. of Common Pleas Court Judgeships: 3



2017 Juvenile Dependency - Adjudicated Dependent Inventory

	Abuse/ Neglect	Status Offenses	Total
Cases Pending 1/1/2017	204	2	206
New Adjudicated Dependent Cases	104	0	104
Other	3	0	3
Total Adjudicated Dependent Cases	311	2	313

Court Supervision Terminated:

Family Reunification	38	36.5%	0	38	35.8%
Adoption	29	27.9%	0	29	27.4%
Placement with a Relative/Guardian	30	28.8%	1 50.0%	31	29.2%
Aged Out	3	2.9%	1 50.0%	4	3.8%
Other Permanency Outcomes*	0		0	0	
Other**	4	3.8%	0	4	3.8%

Total Adjudicated Dependent Cases Terminated	104	100.0%	2	100.0%	106	100.0%
Cases Pending 12/31/2017	207		0		207	

Data provided by CPCMS

* Other Permanency Outcomes include: adjudicated delinquent, death due to natural causes, emancipation, permanent living arrangement, and parent has come forward.

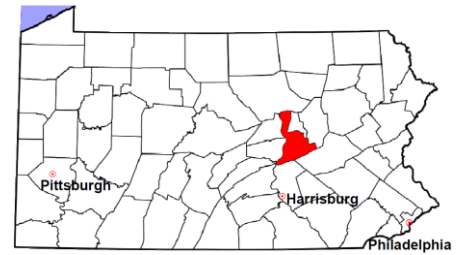
** Other includes cases where court supervision is terminated due to transfer out of jurisdiction, withdrawal and administrative closure.

Northumberland County

2017 Population Estimate: 92,029

Class of County: 5th

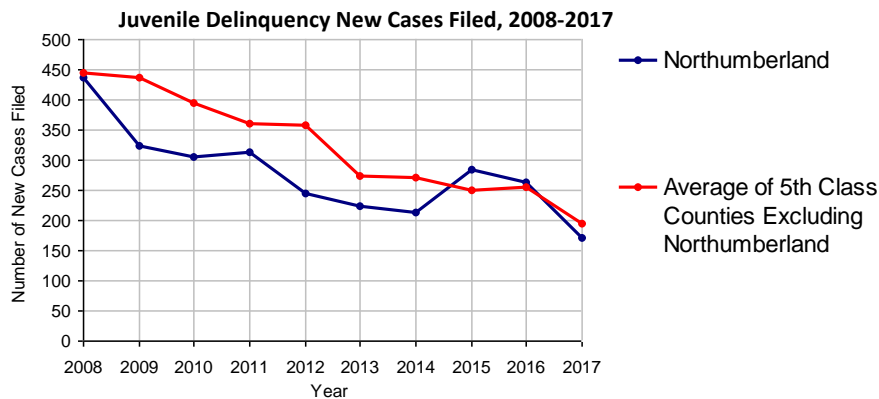
No. of Common Pleas Court Judgeships: 3



2017 Juvenile Delinquency - Cases Pending Disposition

Begin Pending	97
New Cases	172
Consent Decree Revoked	4
Informal Adjustment Program Revoked	0
Alternative Program Revoked	0
Warrant Returned	0
Other	6
Total Cases Available for Disposition	279
Warrant Issued	1
Disposed by:	
Adjudicated Delinquent by a Judge	30
Adjudicated Delinquent by a Juvenile Court Hearing Officer	0
Consent Decree Entered	28
Informal Adjustment Program Entered	57
Warned and Counseled (Pre-Petition)	1
Dismissed/Withdrawn/Transferred	14
Transferred to Criminal Court	1
Other	49
Total Cases Disposed	180
End Pending	98

Data provided by CPCMS



Northumberland County

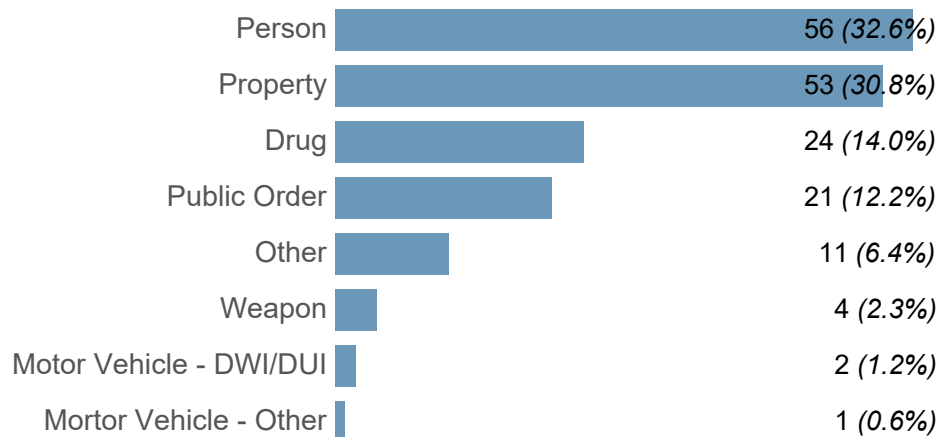
2017 Population Estimate: 92,029
 Class of County: 5th
 No. of Common Pleas Judgeships: 3



2017 Delinquency - New Cases by Offense Type

Case Type	Felony	Misdemeanor	Summary	Total	
Person	16	39	1	56	32.6%
Property	17	36	0	53	30.8%
Drug	2	22	0	24	14.0%
Weapon	0	4	0	4	2.3%
Public Order	0	17	4	21	12.2%
Motor Vehicle - DWI/DUI	0	2	0	2	1.2%
Mortor Vehicle - Other	0	1	0	1	0.6%
Other	0	0	11	11	6.4%
Total	35	121	16	172	100.0%
	20.3%	70.3%	9.3%	100.0%	

Data provided by CPCMS

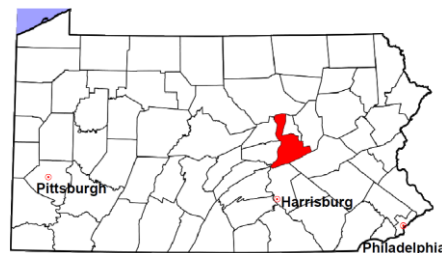


Northumberland County

2017 Population Estimate: 92,029

Class of County: 5th

No. of Common Pleas Court Judgeships: 3



2017 Juvenile Delinquency - Formal Dispositions

Begin Pending	159
Adjudicated Delinquent by a Judge	30
Adjudicated Delinquent by a Juvenile Court Hearing Officer	0
Warrant Returned	1
Other	4
Total Adjudicated Delinquent Cases	194
Warrant Issued	2
Court Supervision Terminated:	
Conditions Satisfied	17
Compelling Reasons	12
Reached Age 21	0
Transferred to Another Juvenile Court	0
Other	6
Total Adjudicated Delinquent Cases Terminated	35
End Pending	157

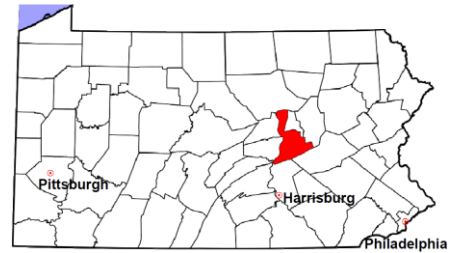
Data provided by CPCMS

Northumberland County

2017 Population Estimate: 92,029

Class of County: 5th

No. of Common Pleas Court Judgeships: 3

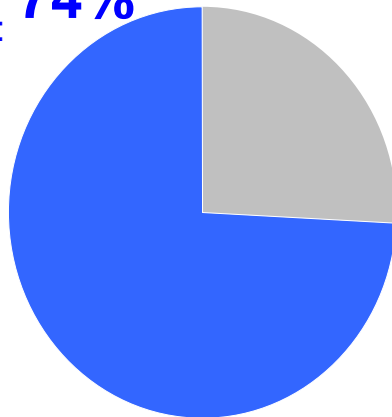


2017 Juvenile Delinquency - Informal Dispositions

Pending Consent Decrees	29
Pending Informal Adjustments	132
New Consent Decrees	28
New Informal Adjustments	57
Warrant Returned	0
Other	60
Cases Informally Disposed	306
Warrant Issued	3
Terminated by:	
Consent Decree Completed	4
Informal Adjustment Completed	26
Consent Decree Revoked	4
Informal Adjustment Program Revoked	0
Other	30
Total Informally Disposed Cases Terminated	64
End Pending	239

Data provided by CPCMS

Informal Dispositions: **74%**



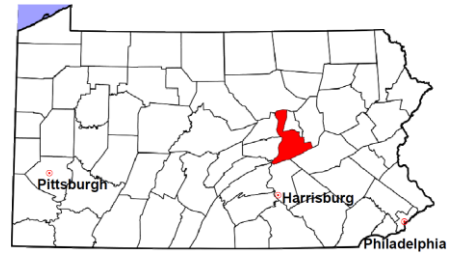
Delinquency Cases are disposed either formally, at a proceeding held before a judge or hearing officer, or informally without a proceeding. Informal dispositions include informal adjustments supervised by a juvenile probation officer; consent decrees agreed upon with the District Attorney after a petition is filed; or other pre-petition process by the juvenile probation department.

Northumberland County

2017 Population Estimate: 92,029

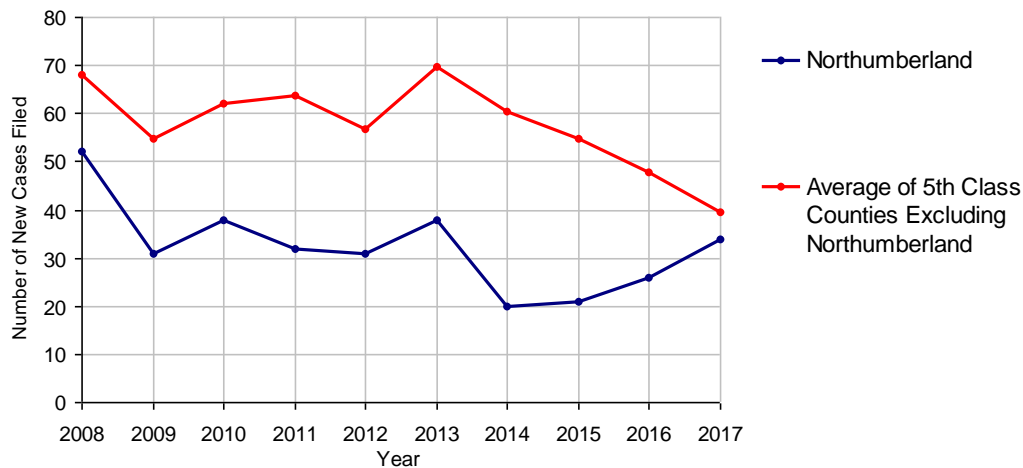
Class of County: 5th

No. of Common Pleas Court Judgeships: 3



2017 Accounts	No. of Cases	
Cases Pending 1/1/2017	3	
New Cases Filed in 2017	34	
Cases Available for Processing	37	
Processed By:		
Contested before a Judge	0	
Contested before a Non-Judicial Officer	0	
Uncontested	34	100.0%
Other	0	
Cases Processed	34	100.0%
Cases Pending 12/31/2017	3	

Accounts New Cases Filed, 2008-2017

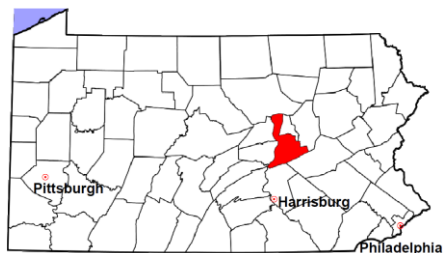


Northumberland County

2017 Population Estimate: 92,029

Class of County: 5th

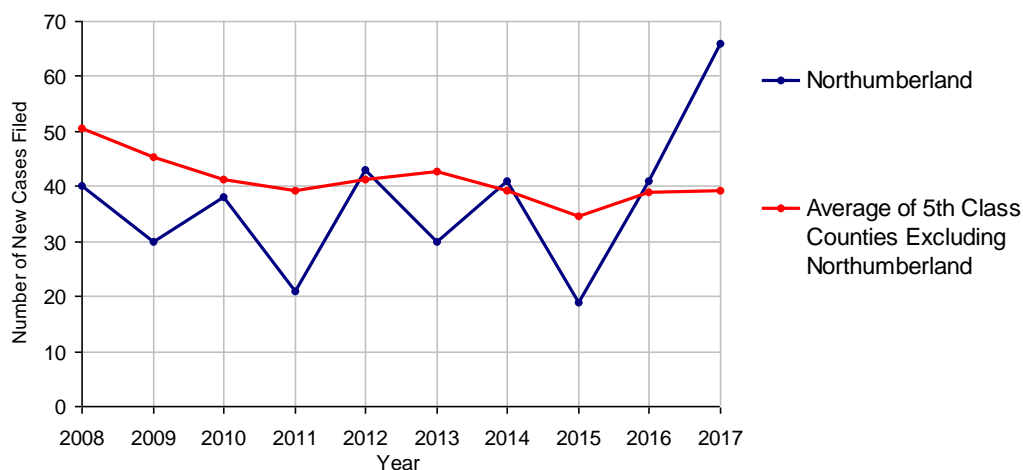
No. of Common Pleas Court Judgeships: 3



2017 Adoptions

		No. of Cases	
Cases Pending 1/1/2017		0	
New Cases Filed in 2017		66	
Cases Available for Processing		66	
Processed By:			
Contested before a Judge	Granted	0	
	Denied	0	
Uncontested	Granted	65	98.5%
	Denied	0	
Other		1	1.5%
Cases Processed		66	100.0%
Cases Pending 12/31/2017		0	

Adoptions New Cases Filed, 2008-2017

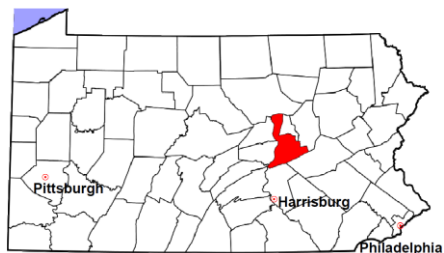


Northumberland County

2017 Population Estimate: 92,029

Class of County: 5th

No. of Common Pleas Court Judgeships: 3



2017 Relinquishments/Terminations

**No. of
Cases**

Cases Pending 1/1/2017

49

New Cases Filed in 2017

87

Cases Available for Processing

136

Processed By:

Contested before a Judge

0

Uncontested

103

99.0%

Other

1

1.0%

Cases Processed

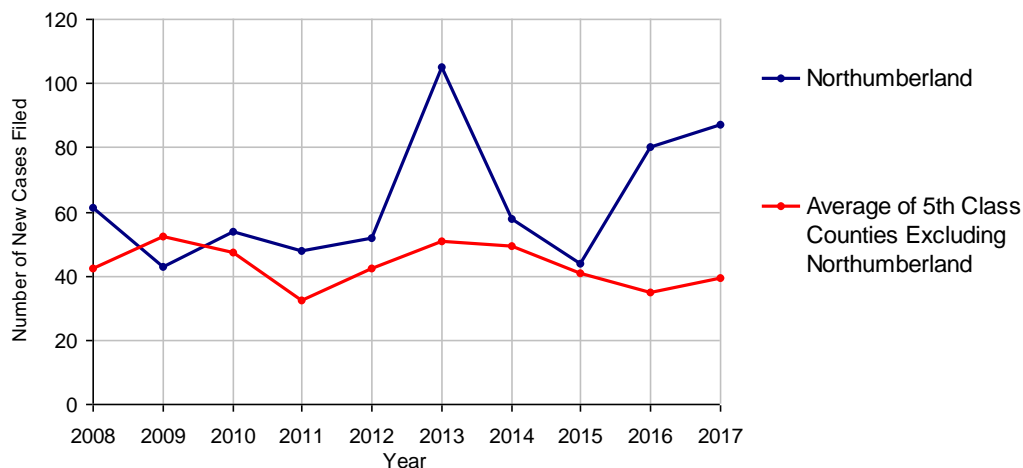
104

100.0%

Cases Pending 12/31/2017

32

Relinquishments/Terminations New Cases Filed, 2008-2017

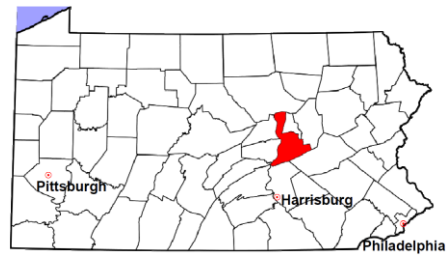


Northumberland County

2017 Population Estimate: 92,029

Class of County: 5th

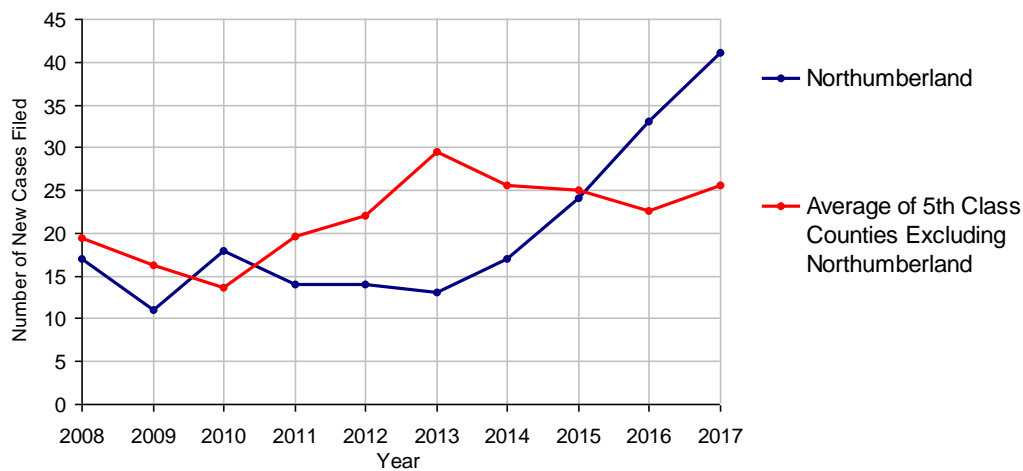
No. of Common Pleas Court Judgeships: 3



2017 Appointment of Guardians

	No. of Cases	
Cases Pending 1/1/2017	3	
New Cases Filed in 2017	41	
Cases Available for Processing	44	
Processed By:		
Contested before a Judge	0	
Uncontested	32	94.1%
Other	2	5.9%
Cases Processed	34	100.0%
Cases Pending 12/31/2017	10	

Appointment of Guardians New Cases Filed, 2008-2017

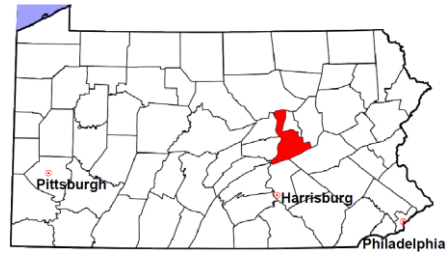


Northumberland County

2017 Population Estimate: 92,029

Class of County: 5th

No. of Common Pleas Court Judgeships: 3



2017 Jury Yield and Utilization

Jury Yield

Qualification Questionnaires/Summonses Mailed:	3,366	A		
Returned Undeliverable:	450	B	13.4%	
Not Responded to:	482	C	14.3%	
the Number of Prospective Jurors:				
Disqualified:	0	D		
Exempted:	8	E	0.2%	
Excused:	257	F	7.6%	
Deferred to New Term:	711	G	21.1%	
Deferred from Previous Term:	893	H	26.5%	
Total Number of Qualified Jurors Available for Service:	2,351	I	69.8%	
$I = A - B - C - D - E - F - G + H$				

Of Qualification Questionnaires/Summonses Mailed

Jury Utilization

the Number of Jurors:				
Reporting for Service:	1,219		51.9%	
Told Not to Report for Service:	929		39.5%	
Sent to Courtroom for Jury Selection (Voir Dire):	1,027		84.2%	
Utilized in incomplete jury selection:	574		47.1%	
Impaneled or Sworn (jurors/alternates):	240		19.7%	
Removed for Cause/Hardship:	36			
Removed by Peremptory Challenge:	40			

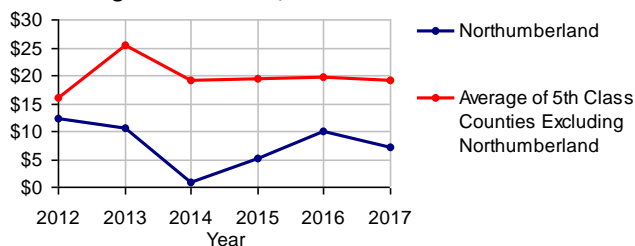
Of Jurors Qualified and Available

Of Jurors Reporting for Service

Jury Costs

Total Annual Budget for Juror Operations:	\$24,355.00	J
Average Cost Per Juror:	\$7.24	K
$K = J/A$		

Average Cost Per Juror, 2012-2017



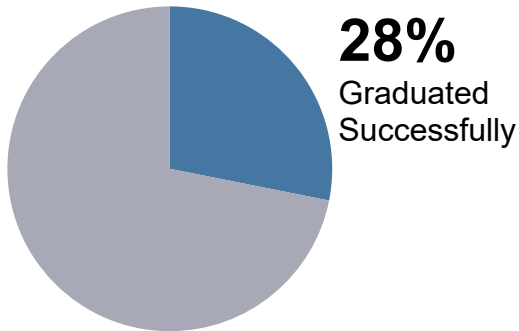
Northumberland County

2017 Problem Solving Courts

32 Discharges



Of All Court Participants Discharged:



16 Admissions

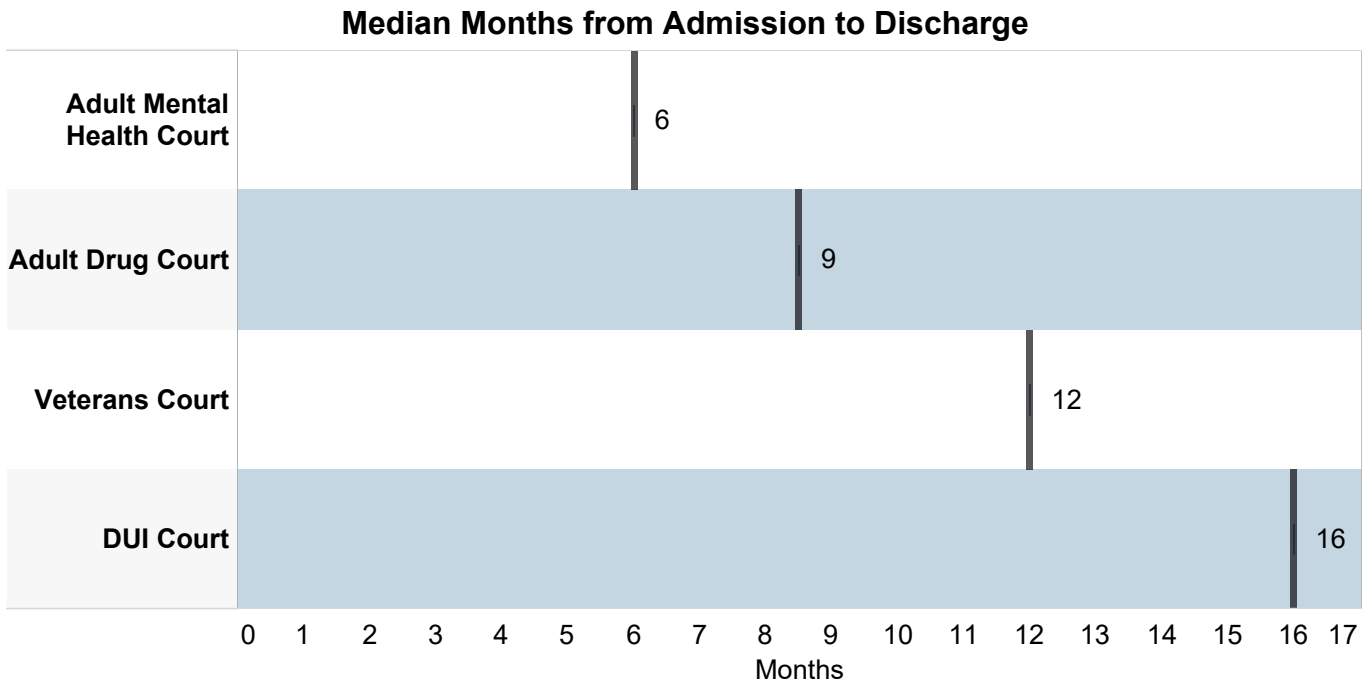
Adult Drug Court	5
DUI Court	5
Adult Mental Health Court	3
Veterans Court	3

Discharge Reason


	Graduated Successfully	Unsuccessful Termination (not due to new offense)	Total Discharges
Adult Drug Court	2 (10.0%)	18 (90.0%)	20 (100.0%)
DUI Court	6 (75.0%)	2 (25.0%)	8 (100.0%)
Adult Mental Health Court		3 (100.0%)	3 (100.0%)
Veterans Court	1 (100.0%)		1 (100.0%)

Northumberland County

2017 Problem Solving Courts



Among successful graduates, there was a 0% increase in employment.



100% of the employed successful graduates were employed full time:

