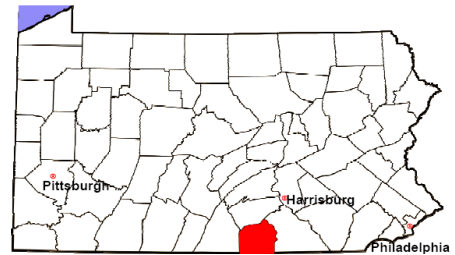


Adams County

2016 Population Estimate: 102,180

Class of County: 5th

No. of Common Pleas Court Judgeships: 4



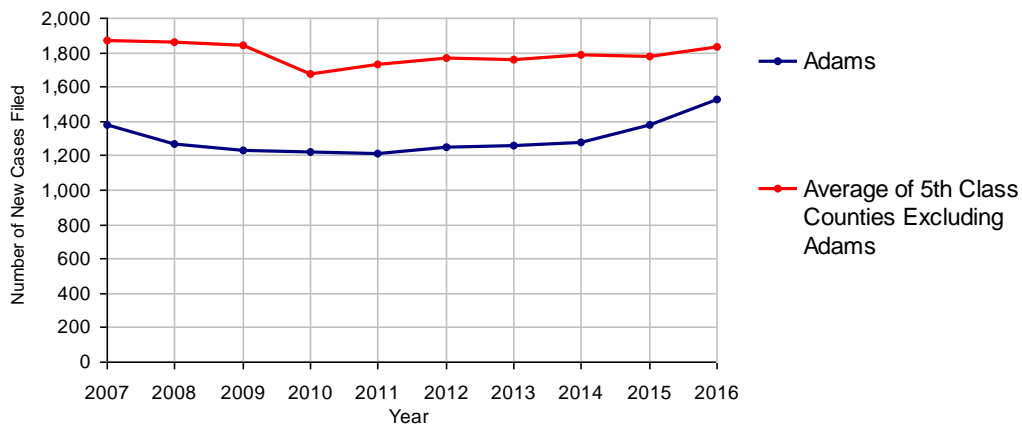
2016 Criminal	No. of Cases
Cases Pending 1/1/2016	425
New Cases Filed in 2016	1,526
Reopened Cases	68
Cases Available for Processing	2,019
Processed by:	
Withdrawn/Dismissed	102 6.8%
Diversionsary Disposition*	295 19.7%
Guilty Plea	1,018 68.0%
Non-Jury Trial	20 1.3%
Jury Trial	18 1.2%
Inactive	34 2.3%
Other	9 0.6%
Total Cases Processed	1,496 100.0%
Cases Pending 12/31/2016	523
Cases Awaiting Sentencing	66

Age of Pending Cases as of 12/31/2016		
0-60 Days	216	41.3%
61-120 Days	144	27.5%
121-180 Days	56	10.7%
181-240 Days	54	10.3%
241-300 Days	33	6.3%
301-360 Days	11	2.1%
Over 360 Days	9	1.7%
Total	523	100.0%

Data provided by CPCMS

* Includes other diversionsary programs such as Veterans Court.

Criminal New Cases Filed, 2007-2016



Adams County

2016 Population Estimate: 102,180
 Class of County: 5th
 No. of Common Pleas Judgeships: 4

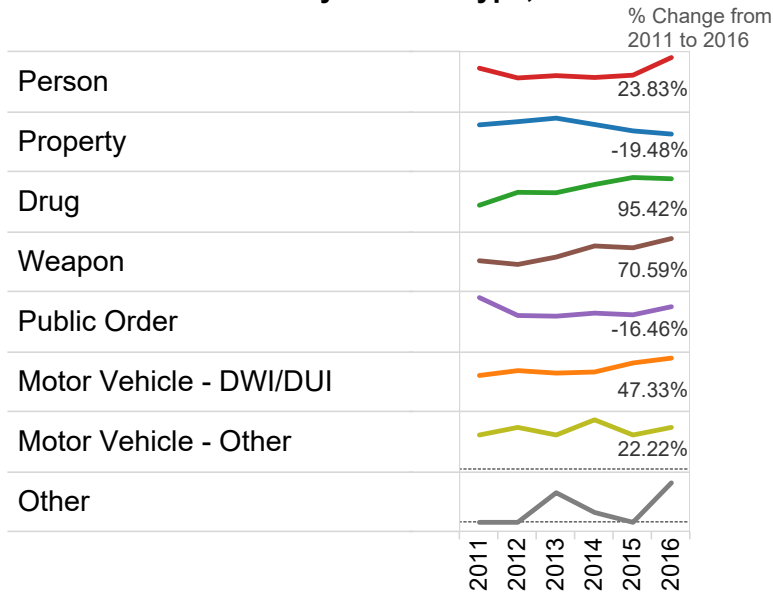


2016 Criminal - New Cases by Offense Type

Case Type	Felony	Misdemeanor	Summary	Total	
Person	65	174	0	239	15.7%
Property	92	123	0	215	14.1%
Drug	55	201	0	256	16.8%
Weapon	21	8	0	29	1.9%
Public Order	55	82	0	137	9.0%
Motor Vehicle - DWI/DUI	0	635	0	635	41.6%
Motor Vehicle - Other	0	11	0	11	0.7%
Other	4	0	0	4	0.3%
Total	292	1,234	0	1,526	100.0%
	19.1%	80.9%	0.0%	100.0%	

Data provided by CPCMS

Criminal New Cases by Offense Type, 2011-2016

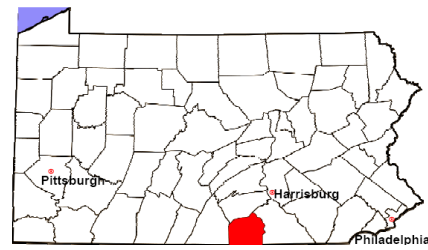


Adams County

2016 Population Estimate: 102,180

Class of County: 5th

No. of Common Pleas Court Judgeships: 4

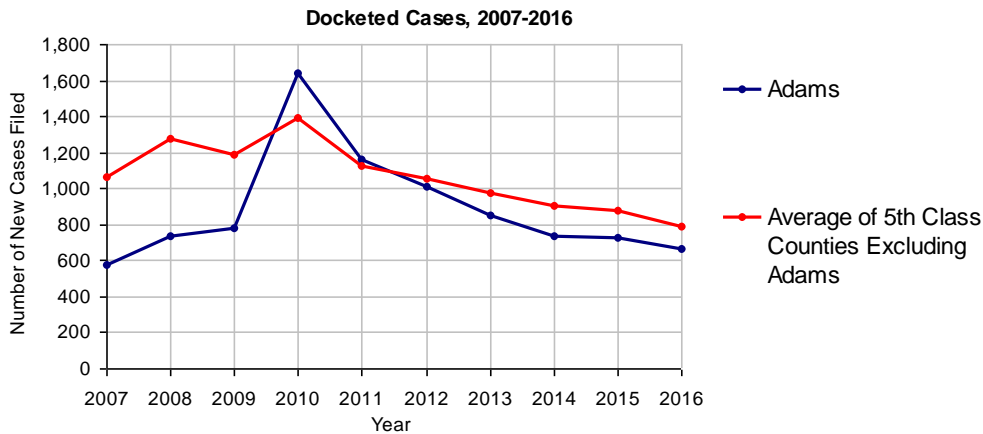


2016 Civil	Civil Action	Other	Total
Cases Pending 1/1/2016	283	254	537 (R)
Docketed Cases	279	390	669
Arbitration Appeals	1	2	3
Transferred In	0	0	0
Returned to Active	7	2	9
Cases Available for Processing	570	648	1,218
Processed By:			
Default Judgments	129	194	323
Cases Decided by Arbitration Board	8	2	10
Dispositive Motions	5	13	18
Settlements	136	128	264
Moved to Inactive Status	0	7	7
Transferred/Withdrawn	9	5	14
Dismissed/Discontinued	30	18	48
Administrative Purge	1	0	1
Other	3	55	58
Jury Trial	0	0	0
Non-Jury Trial	0	2	2
Total Cases Processed	321	424	745
Cases Pending 12/31/2016	249	224	473

Age of Pending Cases as of 12/31/2016 (Civil Action Only)

0-6 months	132	53.0%
7-12 months	53	21.3%
13-18 months	31	12.4%
19-24 months	18	7.2%
25-30 months	10	4.0%
31-36 months	3	1.2%
37-42 months	0	
43-48 months	2	0.8%
49-54 months	0	
55-60 months	0	
61-66 months	0	
67-72 months	0	
Over 72 months	0	
Total	249	100.0%

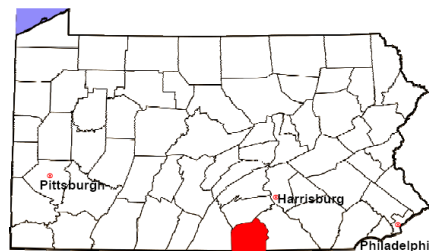
(R) - Revised



Note: Prior to June 2010, docketed cases under the "Other" category were not reported. The inclusion of these cases starting from June 2010 may contribute to an increase in docketed cases from 2009 to 2010.

Adams County

2016 Population Estimate: 102,180
 Class of County: 5th
 No. of Common Pleas Court Judgeships: 4



2016 Civil - Docketed Cases Listed by Case Type

TORT	70	10.5%
<i>(does not include mass tort)</i>		
Intentional	4	
Malicious Prosecution	1	
Motor Vehicle	30	
Nuisance	1	
Premise Liability	8	
Product Liability	1	
Slander/Libel/Defamation	1	
Other	24	
MASS TORT	0	
Asbestos	0	
Tobacco	0	
Toxic Tort - DES	0	
Toxic Tort - Implant	0	
Toxic Waste	0	
Other	0	
PROFESSIONAL LIABILITY	4	0.6%
Dental	0	
Legal	0	
Medical Malpractice	3	
Other	1	
CONTRACT	198	29.6%
<i>(does not include judgments)</i>		
Buyer Plaintiff	18	
Debt Collection: Credit Card	92	
Debt Collection: Other	68	
Employment Dispute: Discrimination	0	
Employment Dispute: Other	0	
Other	20	

REAL PROPERTY	259	38.7%
Ejectment*	25	
Eminent Domain/Condemnation*	4	
Ground Rent	0	
Landlord/Tenant Dispute	7	
Mortgage Foreclosure:		
Residential*	211	
Commercial*	1	
Partition of Real Property*	1	
Quiet Title*	4	
Other*	6	
CIVIL APPEALS	85	12.7%
<i>- Administrative Agencies</i>		
Board of Assessment*	46	
Board of Elections*	2	
Dept. of Transportation*	29	
Zoning Board*	2	
Statutory Appeal - Other*	3	
Other*	3	
MISCELLANEOUS	53	7.9%
Common Law/		
Statutory Arbitration*	0	
Declaratory Judgment*	1	
Mandamus*	0	
Non-Domestic Relations		
Restraining Order*	0	
Quo Warranto*	0	
Replevin*	6	
Other*	46	
TOTAL DOCKETED CASES:	669	100.0%

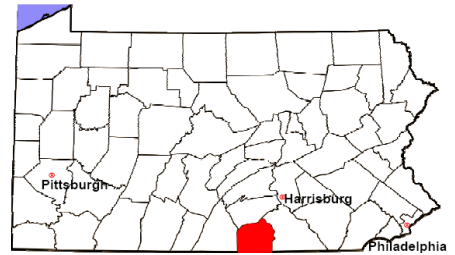
Of the Docketed Cases:

Pro Se Filings: 43 6.4% Class Action Suits 0 MDJ Appeals: 36 5.4%

* Civil Other

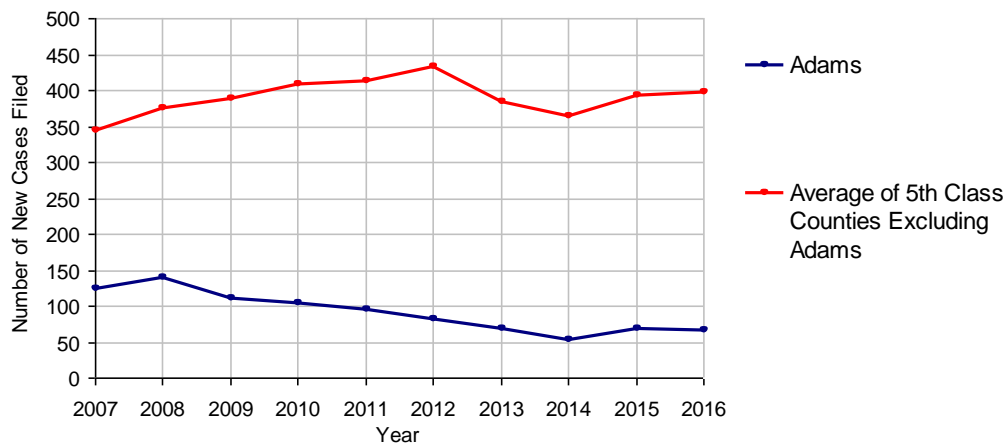
Adams County

2016 Population Estimate: 102,180
 Class of County: 5th
 No. of Common Pleas Court Judgeships: 4



2016 Protection From Abuse	No. of Petitions
Cases Pending 1/1/2016	6
New Cases Filed in 2016	66
<i>Of these, Petitions Requesting Temporary Orders: 66 (100.0%)</i>	
<i>Temporary Orders DENIED: 0 (0.0%), Temporary Orders GRANTED: 66 (100.0%)</i>	
Cases Available for Processing	72
Processed By:	
Temporary Order DENIED After Ex Parte Hearing and No Evidentiary Hearing Scheduled	0
Temporary Order DISMISSED After Evidentiary Hearing and No Final Order Entered	1 1.4%
Final Order DENIED After Evidentiary Hearing Before a Judge or a Judicial Officer	4 5.6%
Final Order GRANTED After Evidentiary Hearing Before a Judge or a Judicial Officer	13 18.3%
Plaintiff Did Not Appear For Evidentiary Hearing	2 2.8%
Final Order by STIPULATION OR AGREEMENT Between the Parties	40 56.3%
Petition WITHDRAWN by Plaintiff	11 15.5%
TRANSFERRED to Another Jurisdiction	0
Other	0
Cases Processed	71 100.0%
Cases Pending 12/31/2016	1

PFA New Cases Filed, 2007-2016

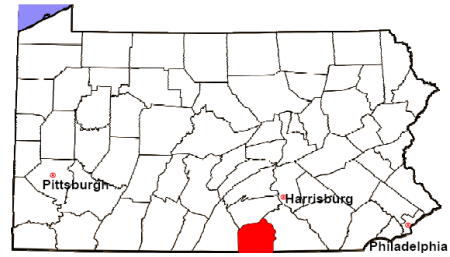


Adams County

2016 Population Estimate: 102,180

Class of County: 5th

No. of Common Pleas Court Judgeships: 4



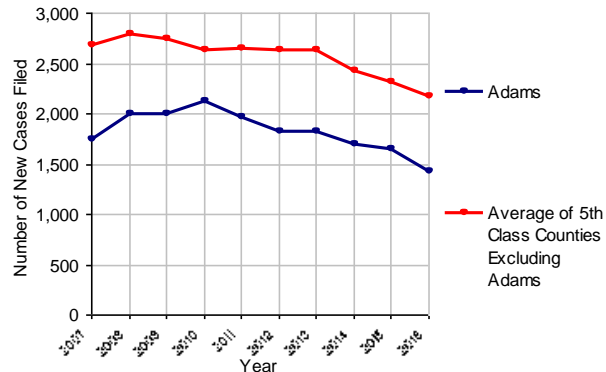
2016 Spousal & Child Support	No. of Petitions
Cases Pending 1/1/2016	253
New Cases Filed in 2016	1,436
Dockets Transferred In (+)	20
Dockets Transferred Out (-)	18
Cases Available for Processing	1,691
Processed By:	
Judge	89 6.1%
Intake Officer	1,366 93.9%
Hearing Officer	0
Other	0
Cases Processed	1,455 100.0%
Cases Pending 12/31/2016	236

Data provided by PACSES

2016 Paternity	No. of Cases
Acknowledgements Filed:	
Non-Domestic Relations Section	107 84.9%
During Conference	18 14.3%
Non-Stipulated (post genetic test)	0
Pre-Trial Conference	1 0.8%
Total	126 100.0%
Established:	
Stipulated by Genetic Tests	19 32.2%
Default - Father Failed to Appear	8 13.6%
Adjudication by Court Proceeding	0
Out of State	32 54.2%
Total	59 100.0%
Cases Pending 12/31/2016	36

Data provided by PACSES

Spousal & Child Support New Cases Filed, 2007-2016



DEFINITIONS:

ACKNOWLEDGEMENTS FILED:

NON-DOMESTIC RELATIONS SECTION: The voluntary Acknowledgement of Paternity by the alleged father.

DURING CONFERENCE: The alleged father signed the Acknowledgement of Paternity-Waiver of Trial (PE-010) at the initial child support conference.

NON-STIPULATED (POST GENETIC TEST): The alleged father signed the Acknowledgement of Paternity-Waiver of Trial after genetic tests were conducted and resulted in the alleged father being determined to be the biological father.

PRE-TRIAL CONFERENCE: The alleged father signed the Acknowledgement of Paternity-Waiver of Trial at the pre-trial conference.

ESTABLISHED:

STIPULATED BY GENETIC TESTS: The alleged father requested genetic tests and signed a stipulation that if the test results had a 99% or higher probability of paternity then the alleged father would be stipulated as the biological father of the child.

DEFAULT - FATHER FAILED TO APPEAR: The alleged father failed to appear after being served for either a support conference, hearing, or genetic test and a default paternity order was entered by the court.

ADJUDICATION BY COURT PROCEEDING: The alleged father was determined to be the biological father of the child through a court proceeding.

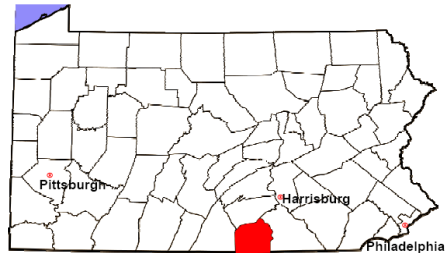
OUT OF STATE: Paternity was established in another state, "Out of state only".

Adams County

2016 Population Estimate: 102,180

Class of County: 5th

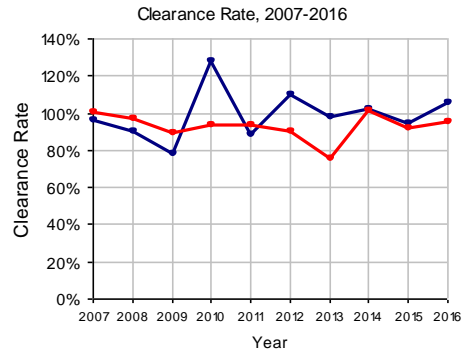
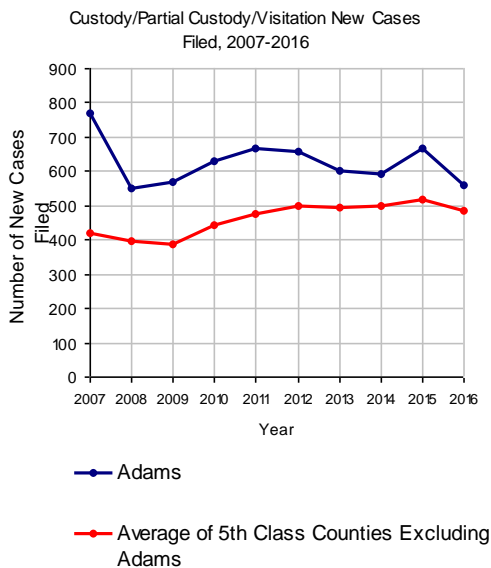
No. of Common Pleas Court Judgeships: 4



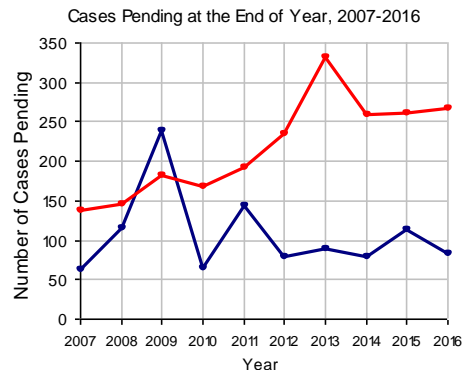
2016 Custody/Partial Custody/Visitation

No. of Petitions

Cases Pending 1/1/2016	114
New Cases Filed in 2016	559
Cases Available for Processing	673
Processed By:	
Judge	590 100.0%
Non-Judicial Officer	0
Other	0
Cases Processed	590 100.0%
Cases Pending 12/31/2016	83



Note: Clearance Rate = Cases Processed / New Cases Filed

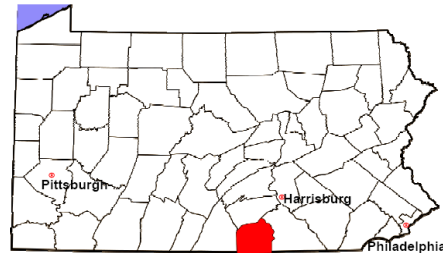


Adams County

2016 Population Estimate: 102,180

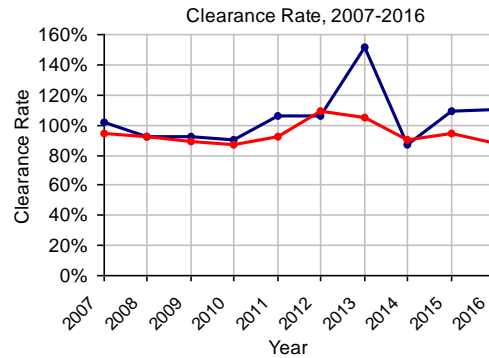
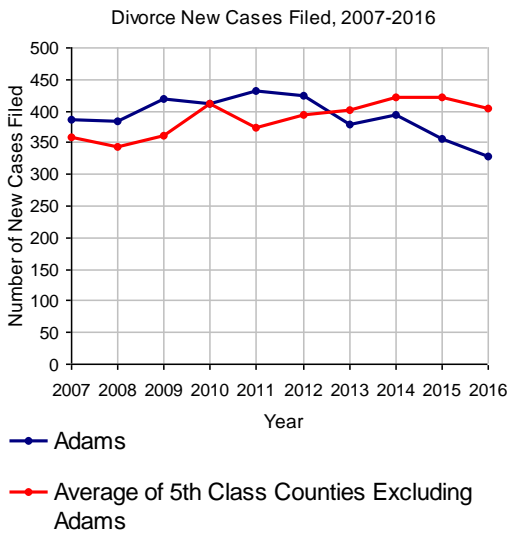
Class of County: 5th

No. of Common Pleas Court Judgeships: 4

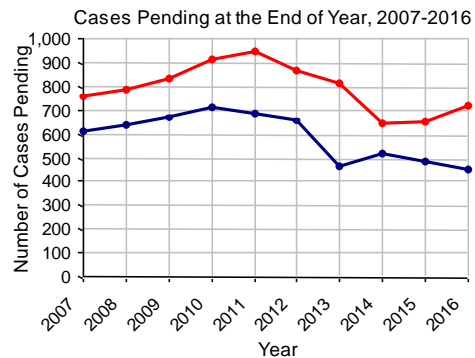


2016 Divorce

	No. of Petitions
Cases Pending 1/1/2016	482
New Cases Filed in 2016	329
Cases Available for Processing	811
Processed By:	
Contested Before a Judge	3 0.8%
Contested Before a Master	10 2.8%
Uncontested	298 82.1%
Other	52 14.3%
Cases Processed	363 100.0%
Cases Pending 12/31/2016	448

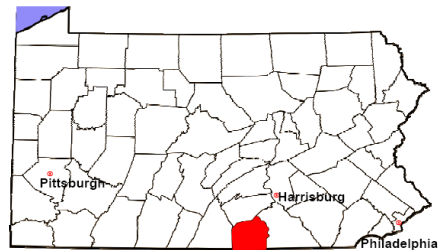


Note: Clearance Rate = Cases Processed / New Cases Filed



Adams County

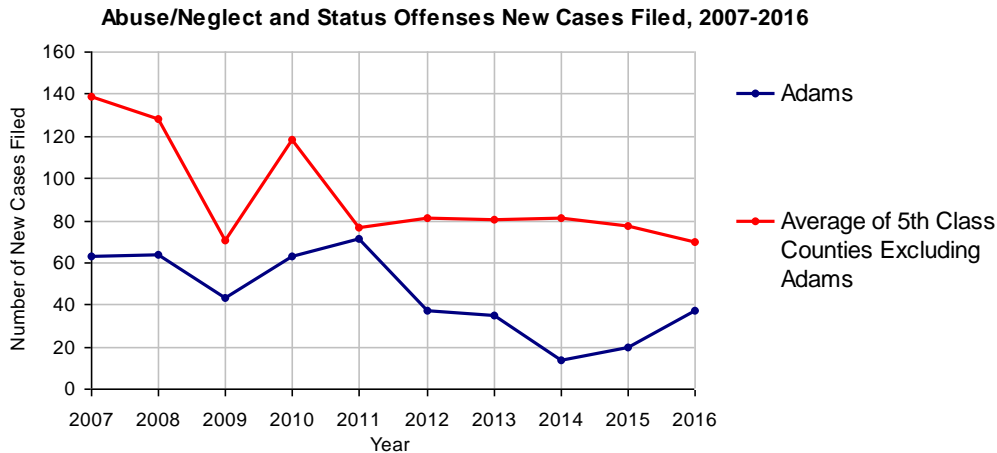
2016 Population Estimate: 102,180
 Class of County: 5th
 No. of Common Pleas Court Judgeships: 4



2016 Juvenile Dependency - Petitions Pending Adjudication

	Abuse/ Neglect	Status Offenses	Total
Cases Pending 1/1/2016	1	2	3
New Petitions Filed in 2016	36	1	37
Other	0	0	0
Total Petitions Available for Processing	37	3	40
Processed by:			
Adjudicated Dependent			
Judge	27	2	29
Master	0	0	0
Adjudicated NOT Dependent			
Judge	9	1	10
Master	0	0	0
Withdrawn/Dismissed/Inactive	0	0	0
Other	0	0	0
Total Petitions Processed	36	3	39
Cases Pending 12/31/2016	1	0	1

Data provided by CPCMS



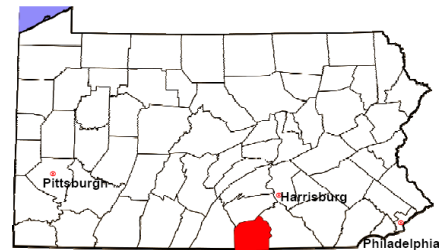
Note: Prior to 2011, dependency data were collected manually. Starting from 2011, dependency data were provided by CPCMS.

Adams County

2016 Population Estimate: 102,180

Class of County: 5th

No. of Common Pleas Court Judgeships: 4



2016 Juvenile Dependency - Adjudicated Dependent Inventory

	Abuse/ Neglect	Status Offenses	Total
Cases Pending 1/1/2016	26	0	26
New Adjudicated Dependent Cases	27	2	29
Other	1	0	1
Total Adjudicated Dependent Cases	54	2	56
<u>Court Supervision Terminated:</u>			
Family Reunification	4 30.8%	0	4 26.7%
Adoption	3 23.1%	0	3 20.0%
Placement with a Relative/Guardian	2 15.4%	0	2 13.3%
Aged Out	4 30.8%	0	4 26.7%
Other Permanency Outcomes*	0	0	0
Other**	0	2 100.0%	2 13.3%
Total Adjudicated Dependent Cases Terminated	13 100.0%	2 100.0%	15 100.0%
Cases Pending 12/31/2016	41	0	41

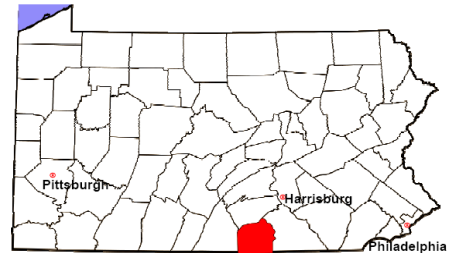
Data provided by CPCMS

* Other Permanency Outcomes include: adjudicated delinquent, death due to natural causes, emancipation, permanent living arrangement, and parent has come forward.

** Other includes cases where court supervision is terminated due to transfer out of jurisdiction, withdrawal and administrative closure.

Adams County

2016 Population Estimate: 102,180
 Class of County: 5th
 No. of Common Pleas Court Judgeships: 4

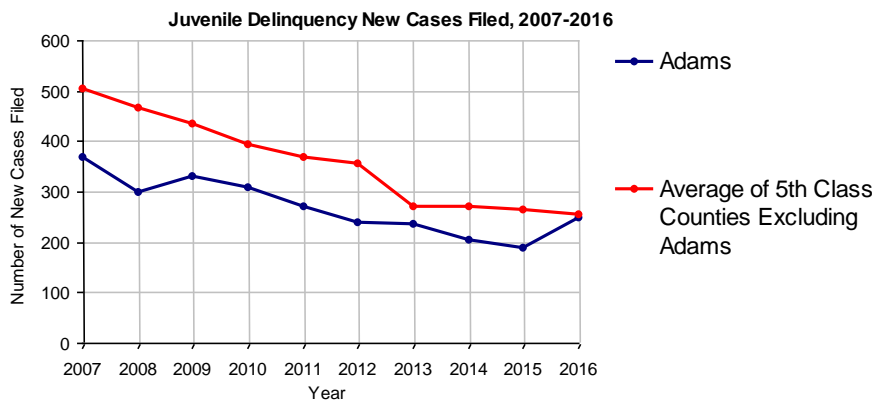


2016 Juvenile Delinquency - Cases Pending Disposition

Begin Pending	71
New Cases	248
Consent Decree Revoked	1
Informal Adjustment Program Revoked	0
Alternative Program Revoked	0
Warrant Returned	0
Other	3
Total Cases Available for Disposition	323
Warrant Issued	3
Disposed by:	
Adjudicated Delinquent by a Judge	57
Adjudicated Delinquent by a Juvenile Court Hearing Officer	0
Consent Decree Entered	44
Informal Adjustment Program Entered	37
Warned and Counseled (Pre-Petition)	0
Dismissed/Withdrawn/Transferred	68
Transferred to Criminal Court	0
Other	14
Total Cases Disposed	220
End Pending	100

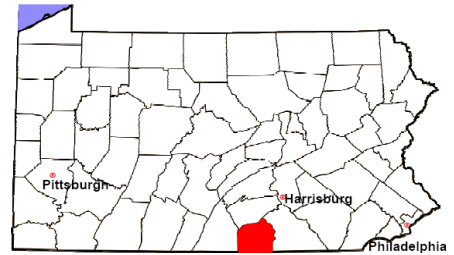
In this first year of automated statewide data, the "Other" disposition categories include some administrative closures necessitated by the migration of data from legacy systems. These categories will decrease over time as fewer administrative corrections are needed.

Data provided by CPCMS



Adams County

2016 Population Estimate: 102,180
Class of County: 5th
No. of Common Pleas Court Judgeships: 4



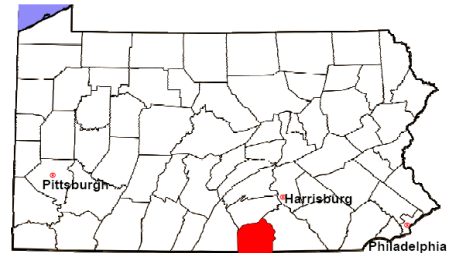
2016 Juvenile Delinquency - Formal Dispositions

Begin Pending	34
Adjudicated Delinquent by a Judge	57
Adjudicated Delinquent by a Juvenile Court Hearing Officer	0
Warrant Returned	2
Other	2
Total Adjudicated Delinquent Cases	95
Warrant Issued	3
Court Supervision Terminated:	
Conditions Satisfied	21
Compelling Reasons	1
Reached Age 21	1
Transferred to Another Juvenile Court	0
Other	2
Total Adjudicated Delinquent Cases Terminated	25
End Pending	67

Data provided by CPCMS

Adams County

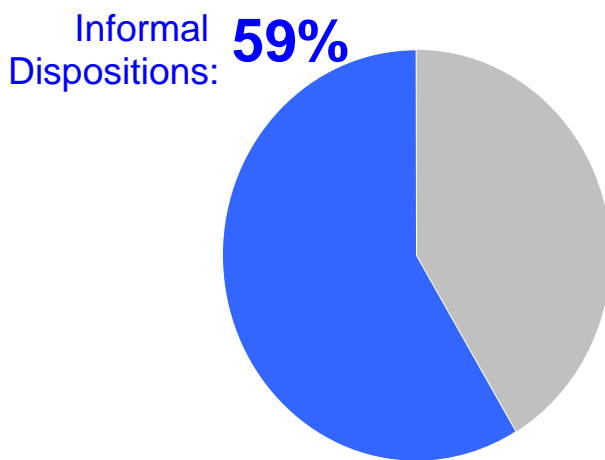
2016 Population Estimate: 102,180
 Class of County: 5th
 No. of Common Pleas Court Judgeships: 4



2016 Juvenile Delinquency - Informal Dispositions

Pending Consent Decrees	29
Pending Informal Adjustments	38
New Consent Decrees	44
New Informal Adjustments	37
Warrant Returned	1
Other	12
Cases Informally Disposed	161
Warrant Issued	0
Terminated by:	
Consent Decree Completed	28
Informal Adjustment Completed	1
Consent Decree Revoked	1
Informal Adjustment Program Revoked	0
Other	60
Total Informally Disposed Cases Terminated	90
End Pending	71

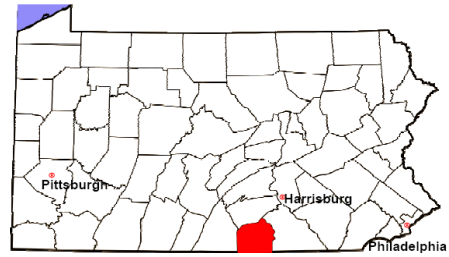
Data provided by CPCMS



Delinquency Cases are disposed either formally, at a proceeding held before a judge or hearing officer, or informally without a proceeding. Informal dispositions include informal adjustments supervised by a juvenile probation officer; consent decrees agreed upon with the District Attorney after a petition is filed; or other pre-petition process by the juvenile probation department. In Pennsylvania, the majority of cases processed are informally disposed and supervised for a period of six months or less.

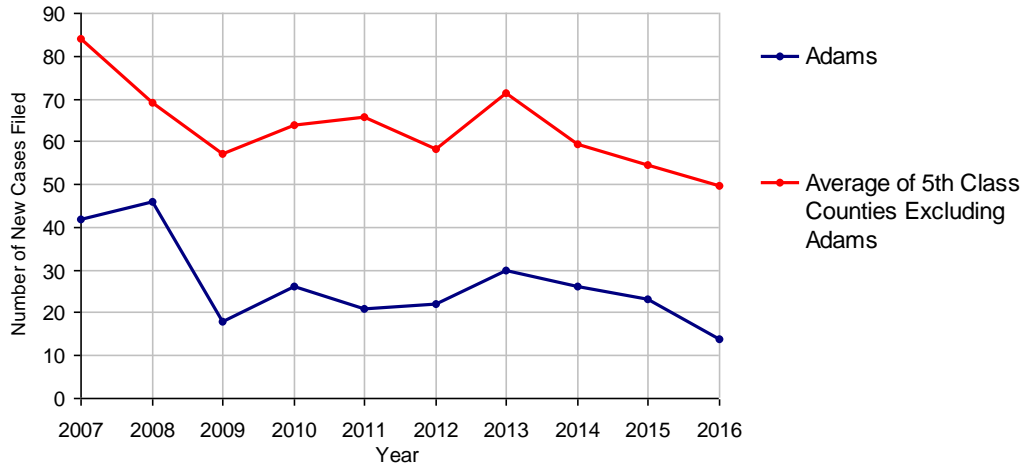
Adams County

2016 Population Estimate: 102,180
 Class of County: 5th
 No. of Common Pleas Court Judgeships: 4



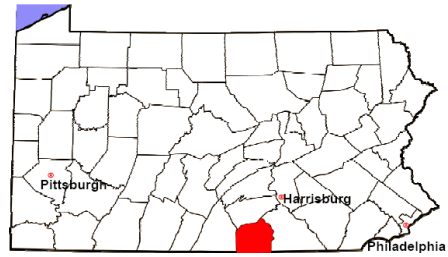
2016 Accounts	No. of Cases	
Cases Pending 1/1/2016	3	
New Cases Filed in 2016	14	
Cases Available for Processing	17	
Processed By:		
Contested before a Judge	1	6.7%
Contested before a Non-Judicial Officer	0	
Uncontested	14	93.3%
Other	0	
Cases Processed	15	100.0%
Cases Pending 12/31/2016	2	

Accounts New Cases Filed, 2007-2016



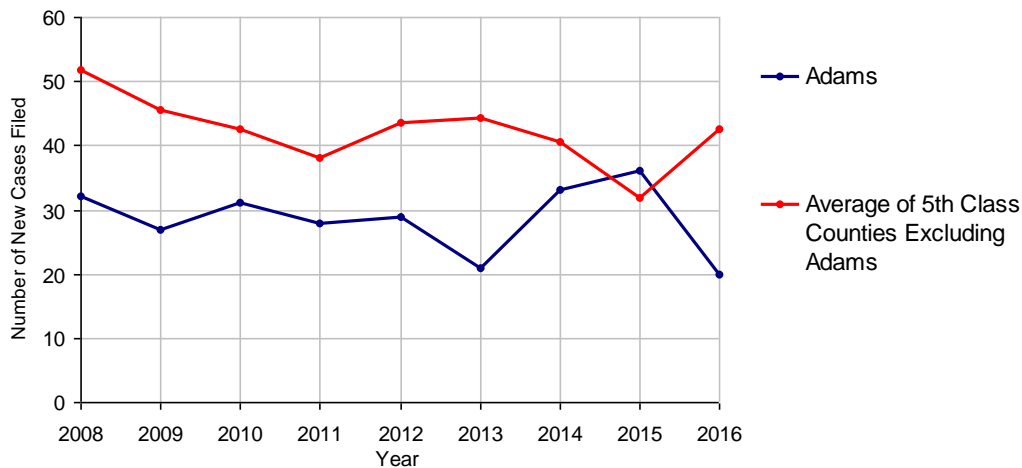
Adams County

2016 Population Estimate: 102,180
 Class of County: 5th
 No. of Common Pleas Court Judgeships: 4



2016 Adoptions		No. of Cases	
Cases Pending 1/1/2016		4	
New Cases Filed in 2016		20	
Cases Available for Processing		24	
Processed By:			
Contested before a Judge	Granted	0	
	Denied	0	
Uncontested	Granted	19	95.0%
	Denied	0	
Other		1	5.0%
Cases Processed		20	100.0%
Cases Pending 12/31/2016		4	

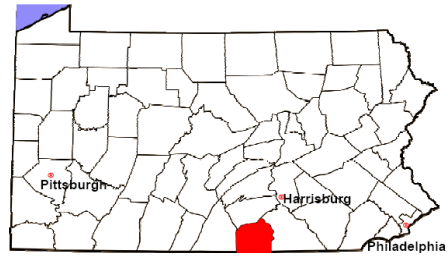
Adoptions New Cases Filed, 2008-2016



Note: Prior to 2008, each petition was counted as one new case, regardless of the number of children listed on the petition. Starting in 2008, each child listed on a petition is counted as a separate case. Therefore, statistics since 2008 should not be compared to statistics prior to 2008.

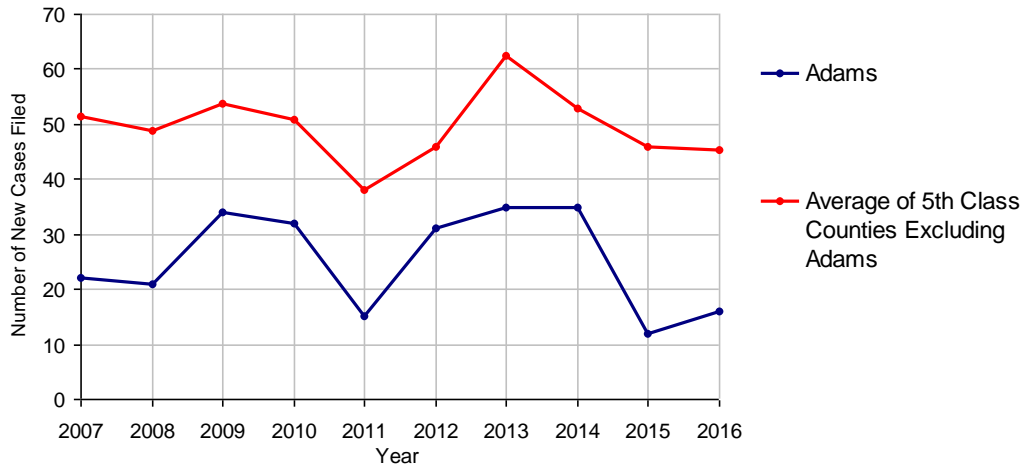
Adams County

2016 Population Estimate: 102,180
 Class of County: 5th
 No. of Common Pleas Court Judgeships: 4



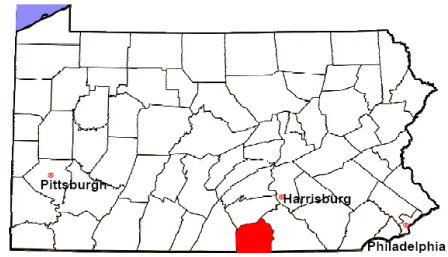
2016 Relinquishments/Terminations	No. of Cases	
Cases Pending 1/1/2016	10	
New Cases Filed in 2016	16	
Cases Available for Processing	26	
Processed By:		
Contested before a Judge	0	
Uncontested	8	66.7%
Other	4	33.3%
Cases Processed	12	100.0%
Cases Pending 12/31/2016	14	

Relinquishments/Terminations New Cases Filed, 2007-2016



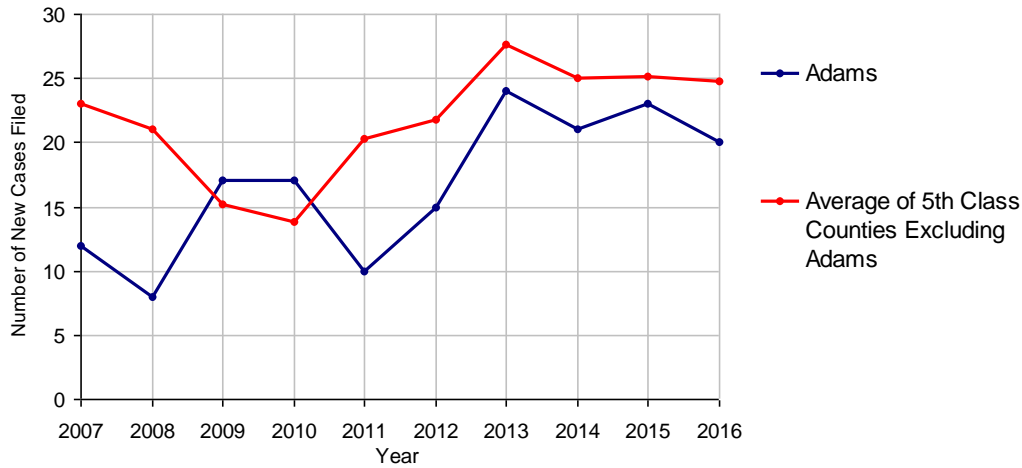
Adams County

2016 Population Estimate: 102,180
 Class of County: 5th
 No. of Common Pleas Court Judgeships: 4



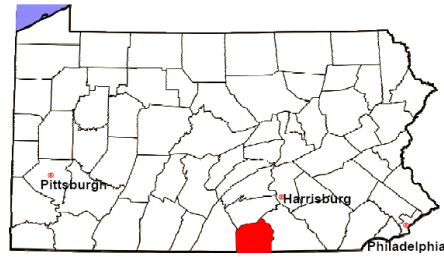
2016 Appointment of Guardians	No. of Cases
Cases Pending 1/1/2016	6
New Cases Filed in 2016	20
Cases Available for Processing	26
Processed By:	
Contested before a Judge	1 4.2%
Uncontested	12 50.0%
Other	11 45.8%
Cases Processed	24 100.0%
Cases Pending 12/31/2016	2

Appointment of Guardians New Cases Filed, 2007-2016



Adams County

2016 Population Estimate: 102,180
 Class of County: 5th
 No. of Common Pleas Court Judgeships: 4



2016 Jury Yield and Utilization

Jury Yield

Qualification Questionnaires/Summonses Mailed:	1,451	A		
Returned Undeliverable:	54	B	3.7%	Of Qualification Questionnaires/ Summonses Mailed
Not Responded to:	123	C	8.5%	
the Number of Prospective Jurors:				
Disqualified:	91	D	6.3%	
Exempted:	147	E	10.1%	
Excused:	61	F	4.2%	
Deferred to New Term:	146	G	10.1%	
Deferred from Previous Term:	226	H	15.6%	
Total Number of Qualified Jurors Available for Service:	1,055	I	72.7%	

$I = A - B - C - D - E - F - G + H$

Jury Utilization

the Number of Jurors:				
Reporting for Service:	1,329		126.0%	Of Jurors Qualified and Available
Told Not to Report for Service:	267		25.3%	
Sent to Courtroom for Jury Selection (Voir Dire):	1,082		81.4%	Of Jurors Reporting for Service
Utilized in incomplete jury selection:	0			
Impaneled or Sworn (jurors/alternates):	389		29.3%	
Removed for Cause/Hardship:	90			
Removed by Peremptory Challenge:	440			

Jury Costs

Total Annual Budget for Juror Operations:	\$72,900.00	J
Average Cost Per Juror:	\$50.24	K

$K = J/A$

