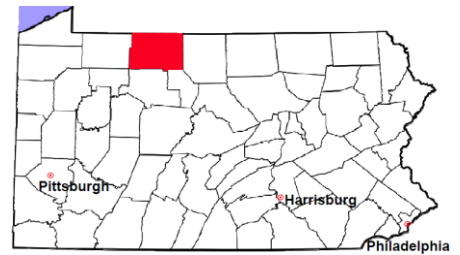


McKean County

2016 Population Estimate: 41,883

Class of County: 6th

No. of Common Pleas Court Judgeships: 2



2016 Criminal No. of Cases

| | |
|---------------------------------------|------------|
| Cases Pending 1/1/2016 | 183 |
| New Cases Filed in 2016 | 546 |
| Reopened Cases | 71 |
| Cases Available for Processing | 800 |

Processed by:

| | | |
|------------------------------|------------|---------------|
| Withdrawn/Dismissed | 41 | 7.0% |
| Diversionsary Disposition* | 93 | 15.9% |
| Guilty Plea | 385 | 65.9% |
| Non-Jury Trial | 13 | 2.2% |
| Jury Trial | 24 | 4.1% |
| Inactive | 7 | 1.2% |
| Other | 21 | 3.6% |
| Total Cases Processed | 584 | 100.0% |

Cases Pending 12/31/2016 **216**

Cases Awaiting Sentencing 33

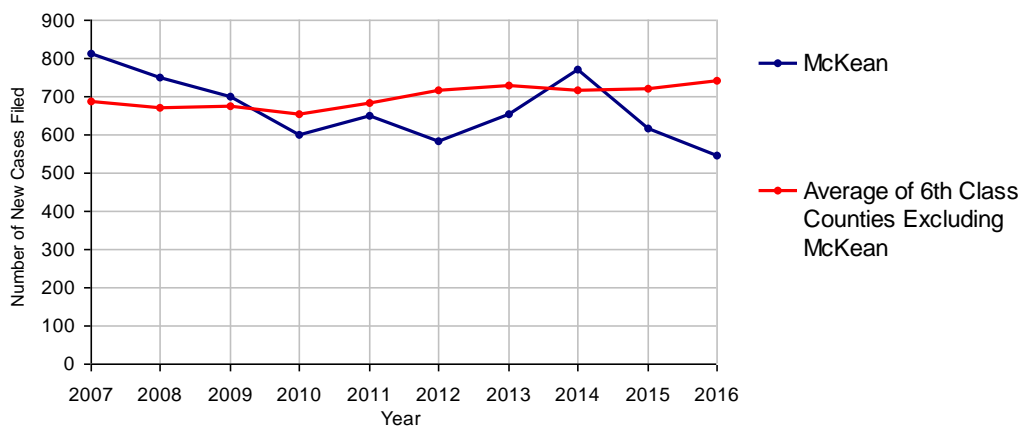
Data provided by CPCMS

* Includes other diversionsary programs such as Veterans Court.

Age of Pending Cases as of 12/31/2016

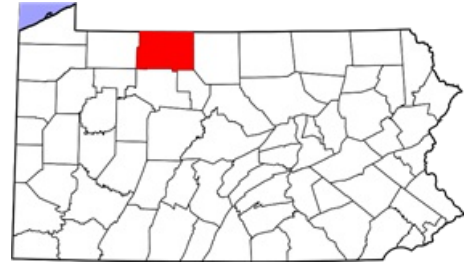
| | | |
|---------------|------------|---------------|
| 0-60 Days | 69 | 31.9% |
| 61-120 Days | 41 | 19.0% |
| 121-180 Days | 18 | 8.3% |
| 181-240 Days | 10 | 4.6% |
| 241-300 Days | 48 | 22.2% |
| 301-360 Days | 6 | 2.8% |
| Over 360 Days | 24 | 11.1% |
| Total | 216 | 100.0% |

Criminal New Cases Filed, 2007-2016



McKean County

2016 Population Estimate: 41,883
 Class of County: 6th
 No. of Common Pleas Judgeships: 2

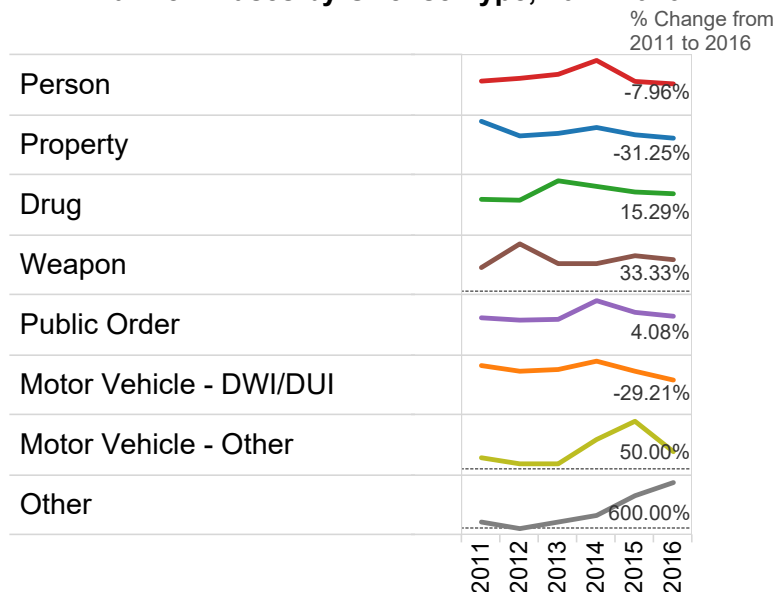


2016 Criminal - New Cases by Offense Type

| Case Type | Felony | Misdemeanor | Summary | Total | |
|-------------------------|--------|-------------|---------|--------|--------|
| Person | 38 | 66 | 0 | 104 | 19.0% |
| Property | 67 | 65 | 0 | 132 | 24.2% |
| Drug | 33 | 65 | 0 | 98 | 17.9% |
| Weapon | 6 | 2 | 0 | 8 | 1.5% |
| Public Order | 13 | 37 | 1 | 51 | 9.3% |
| Motor Vehicle - DWI/DUI | 0 | 143 | 0 | 143 | 26.2% |
| Motor Vehicle - Other | 0 | 3 | 0 | 3 | 0.5% |
| Other | 7 | 0 | 0 | 7 | 1.3% |
| Total | 164 | 381 | 1 | 546 | 100.0% |
| | 30.0% | 69.8% | 0.2% | 100.0% | |

Data provided by CPCMS

Criminal New Cases by Offense Type, 2011-2016

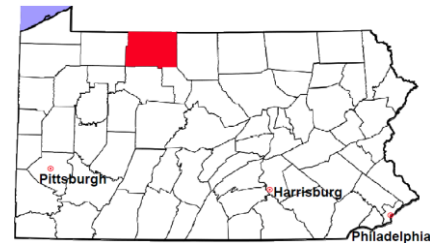


McKean County

2016 Population Estimate: 41,883

Class of County: 6th

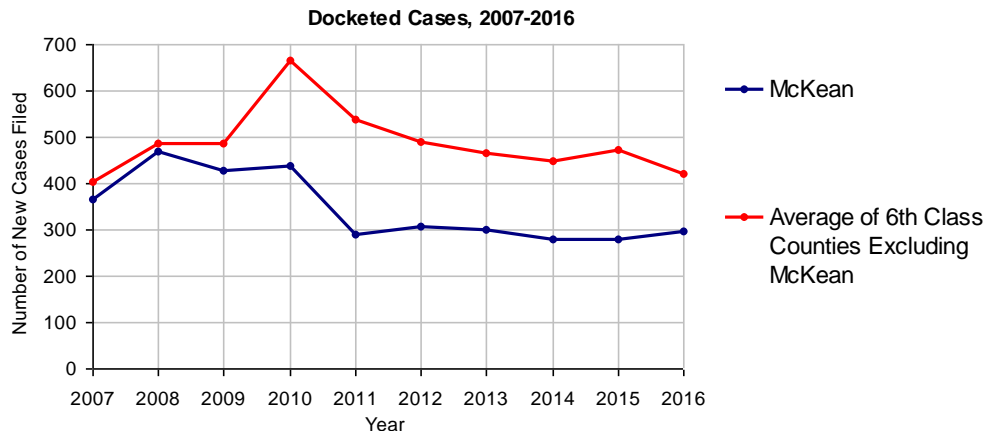
No. of Common Pleas Court Judgeships: 2



| 2016 Civil | Civil Action | Other | Total |
|---|--------------|------------|------------|
| Cases Pending 1/1/2016 | 90 | 70 | 160 |
| Docketed Cases | 117 | 181 | 298 |
| Arbitration Appeals | 0 | 0 | 0 |
| Transferred In | 0 | 0 | 0 |
| Returned to Active | 0 | 0 | 0 |
| Cases Available for Processing | 207 | 251 | 458 |
| Processed By: | | | |
| Default Judgments | 52 | 55 | 107 |
| Cases Decided by Arbitration Board | 9 | 12 | 21 |
| Dispositive Motions | 2 | 2 | 4 |
| Settlements | 6 | 6 | 12 |
| Moved to Inactive Status | 0 | 7 | 7 |
| Transferred/Withdrawn | 1 | 0 | 1 |
| Dismissed/Discontinued | 43 | 39 | 82 |
| Administrative Purge | 0 | 0 | 0 |
| Other | 4 | 4 | 8 |
| Jury Trial | 1 | 0 | 1 |
| Non-Jury Trial | 1 | 0 | 1 |
| Total Cases Processed | 119 | 125 | 244 |
| Cases Pending 12/31/2016 | 88 | 126 | 214 |

Age of Pending Cases as of 12/31/2016 (Civil Action Only)

| | | |
|----------------|-----------|---------------|
| 0-6 months | 49 | 55.7% |
| 7-12 months | 12 | 13.6% |
| 13-18 months | 10 | 11.4% |
| 19-24 months | 6 | 6.8% |
| 25-30 months | 1 | 1.1% |
| 31-36 months | 2 | 2.3% |
| 37-42 months | 5 | 5.7% |
| 43-48 months | 1 | 1.1% |
| 49-54 months | 1 | 1.1% |
| 55-60 months | 0 | |
| 61-66 months | 0 | |
| 67-72 months | 0 | |
| Over 72 months | 1 | 1.1% |
| Total | 88 | 100.0% |



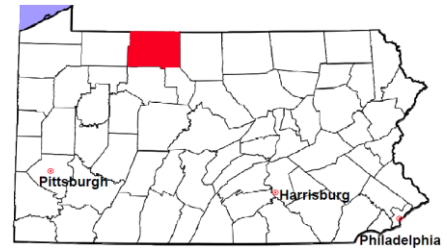
Note: Prior to June 2010, docketed cases under the "Other" category were not reported. The inclusion of these cases starting from June 2010 may contribute to an increase in docketed cases from 2009 to 2010.

McKean County

2016 Population Estimate: 41,883

Class of County: 6th

No. of Common Pleas Court Judgeships: 2



2016 Civil - Docketed Cases Listed by Case Type

| | | | | | |
|-------------------------------------|-----------|--------------|----------------------------------|------------|---------------|
| TORT | 24 | 8.1% | REAL PROPERTY | 96 | 32.2% |
| <i>(does not include mass tort)</i> | | | Ejectment* | 5 | |
| Intentional | 0 | | Eminent Domain/Condemnation* | 6 | |
| Malicious Prosecution | 0 | | Ground Rent | 0 | |
| Motor Vehicle | 16 | | Landlord/Tenant Dispute | 2 | |
| Nuisance | 0 | | Mortgage Foreclosure: | | |
| Premise Liability | 6 | | Residential* | 71 | |
| Product Liability | 0 | | Commercial* | 1 | |
| Slander/Libel/Defamation | 0 | | Partition of Real Property* | 3 | |
| Other | 2 | | Quiet Title* | 3 | |
| MASS TORT | 0 | | Other* | 5 | |
| Asbestos | 0 | | CIVIL APPEALS | 28 | 9.4% |
| Tobacco | 0 | | <i>- Administrative Agencies</i> | | |
| Toxic Tort - DES | 0 | | Board of Assessment* | 0 | |
| Toxic Tort - Implant | 0 | | Board of Elections* | 0 | |
| Toxic Waste | 0 | | Dept. of Transportation* | 8 | |
| Other | 0 | | Zoning Board* | 0 | |
| PROFESSIONAL LIABILITY | 0 | | Statutory Appeal - Other* | 2 | |
| Dental | 0 | | Other* | 18 | |
| Legal | 0 | | MISCELLANEOUS | 59 | 19.8% |
| Medical Malpractice | 0 | | Common Law/ | | |
| Other | 0 | | Statutory Arbitration* | 0 | |
| CONTRACT | 91 | 30.5% | Declaratory Judgment* | 1 | |
| <i>(does not include judgments)</i> | | | Mandamus* | 0 | |
| Buyer Plaintiff | 4 | | Non-Domestic Relations | | |
| Debt Collection: Credit Card | 35 | | Restraining Order* | 0 | |
| Debt Collection: Other | 46 | | Quo Warranto* | 0 | |
| Employment Dispute: Discrimination | 0 | | Replevin* | 3 | |
| Employment Dispute: Other | 0 | | Other* | 55 | |
| Other | 6 | | TOTAL DOCKETED CASES: | 298 | 100.0% |

Of the Docketed Cases:

Pro Se Filings: 37 12.4% Class Action Suits 1 0.3% MDJ Appeals: 17 5.7%

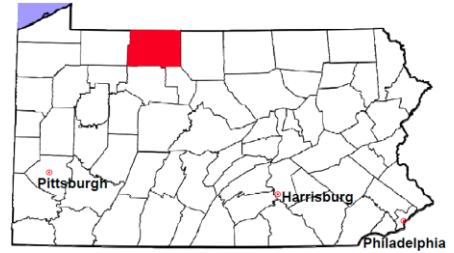
* Civil Other

McKean County

2016 Population Estimate: 41,883

Class of County: 6th

No. of Common Pleas Court Judgeships: 2



2016 Protection From Abuse

**No. of
Petitions**

Cases Pending 1/1/2016

6

New Cases Filed in 2016

64

Of these, Petitions Requesting Temporary Orders: 64 (100.0%)

Temporary Orders DENIED: 0 (0.0%), Temporary Orders GRANTED: 64 (100.0%)

Cases Available for Processing

70

Processed By:

Temporary Order DENIED After Ex Parte Hearing and No Evidentiary Hearing Scheduled

0

Temporary Order DISMISSED After Evidentiary Hearing and No Final Order Entered

0

Final Order DENIED After Evidentiary Hearing Before a Judge or a Judicial Officer

1

1.7%

Final Order GRANTED After Evidentiary Hearing Before a Judge or a Judicial Officer

34

57.6%

Plaintiff Did Not Appear For Evidentiary Hearing

1

1.7%

Final Order by STIPULATION OR AGREEMENT Between the Parties

0

Petition WITHDRAWN by Plaintiff

23

39.0%

TRANSFERRED to Another Jurisdiction

0

Other

0

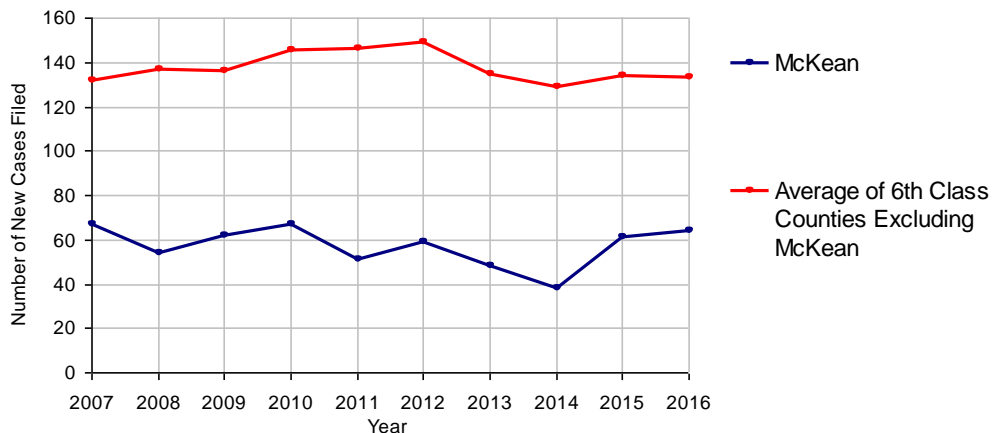
Cases Processed

59 100.0%

Cases Pending 12/31/2016

11

PFA New Cases Filed, 2007-2016

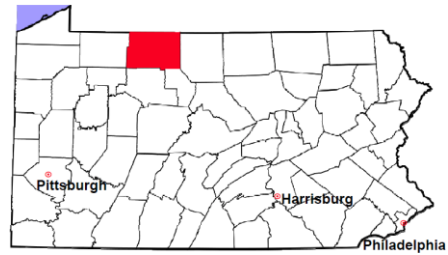


McKean County

2016 Population Estimate: 41,883

Class of County: 6th

No. of Common Pleas Court Judgeships: 2



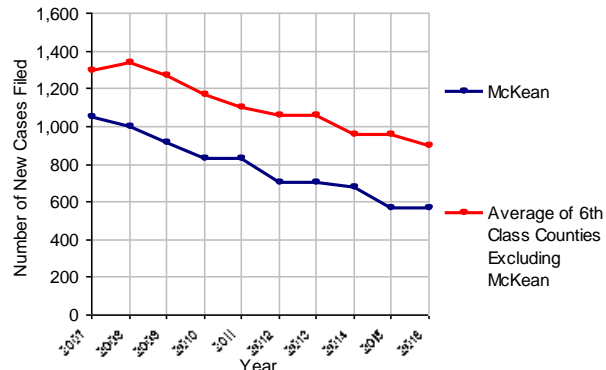
| 2016 Spousal & Child Support | No. of Petitions |
|---------------------------------------|-------------------|
| Cases Pending 1/1/2016 | 172 |
| New Cases Filed in 2016 | 566 |
| Dockets Transferred In (+) | 4 |
| Dockets Transferred Out (-) | 8 |
| Cases Available for Processing | 734 |
| Processed By: | |
| Judge | 9 1.6% |
| Intake Officer | 173 29.8% |
| Hearing Officer | 398 68.6% |
| Other | 0 |
| Cases Processed | 580 100.0% |
| Cases Pending 12/31/2016 | 154 |

Data provided by PACSES

| 2016 Paternity | No. of Cases |
|------------------------------------|------------------|
| Acknowledgements Filed: | |
| Non-Domestic Relations Section | 47 77.0% |
| During Conference | 9 14.8% |
| Non-Stipulated (post genetic test) | 0 |
| Pre-Trial Conference | 5 8.2% |
| Total | 61 100.0% |
| Established: | |
| Stipulated by Genetic Tests | 17 58.6% |
| Default - Father Failed to Appear | 2 6.9% |
| Adjudication by Court Proceeding | 1 3.4% |
| Out of State | 9 31.0% |
| Total | 29 100.0% |
| Cases Pending 12/31/2016 | 9 |

Data provided by PACSES

Spousal & Child Support New Cases Filed, 2007-2016



DEFINITIONS:

ACKNOWLEDGEMENTS FILED:

NON-DOMESTIC RELATIONS SECTION: The voluntary Acknowledgement of Paternity by the alleged father.

DURING CONFERENCE: The alleged father signed the Acknowledgement of Paternity-Waiver of Trial (PE-010) at the initial child support conference.

NON-STIPULATED (POST GENETIC TEST): The alleged father signed the Acknowledgement of Paternity-Waiver of Trial after genetic tests were conducted and resulted in the alleged father being determined to be the biological father.

PRE-TRIAL CONFERENCE: The alleged father signed the Acknowledgement of Paternity-Waiver of Trial at the pre-trial conference.

ESTABLISHED:

STIPULATED BY GENETIC TESTS: The alleged father requested genetic tests and signed a stipulation that if the test results had a 99% or higher probability of paternity then the alleged father would be stipulated as the biological father of the child.

DEFAULT - FATHER FAILED TO APPEAR: The alleged father failed to appear after being served for either a support conference, hearing, or genetic test and a default paternity order was entered by the court.

ADJUDICATION BY COURT PROCEEDING: The alleged father was determined to be the biological father of the child through a court proceeding.

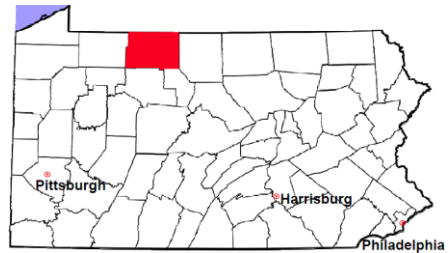
OUT OF STATE: Paternity was established in another state, "Out of state only".

McKean County

2016 Population Estimate: 41,883

Class of County: 6th

No. of Common Pleas Court Judgeships: 2



2016 Custody/Partial Custody/Visitation

**No. of
Petitions**

Cases Pending 1/1/2016

70 (R)

New Cases Filed in 2016

280

Cases Available for Processing

350

Processed By:

Judge

90

34.0%

Non-Judicial Officer

156

58.9%

Other

19

7.2%

Cases Processed

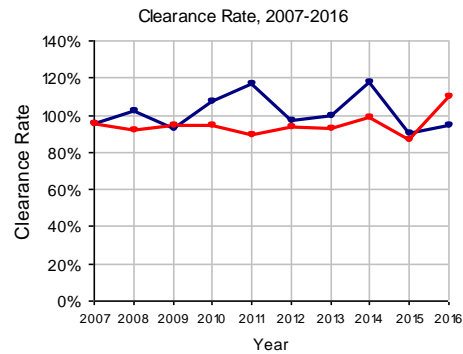
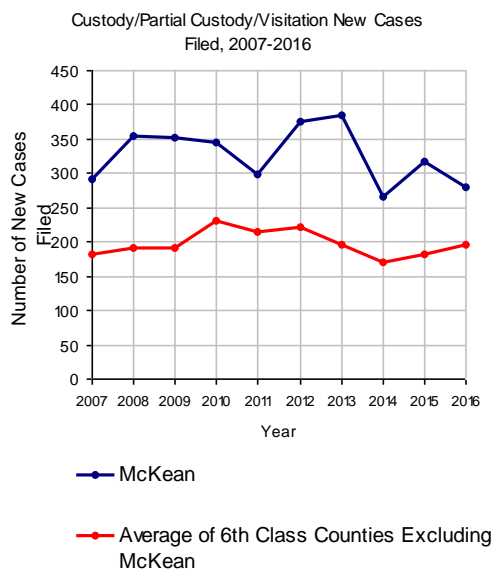
265

100.0%

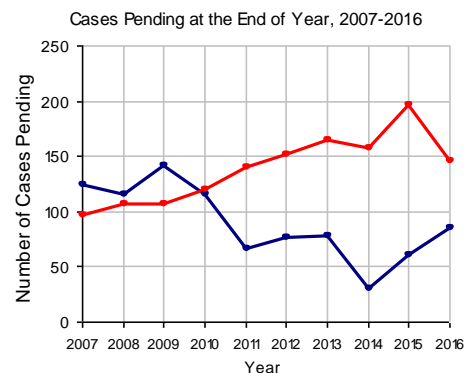
Cases Pending 12/31/2016

85

(R) - Revised



Note: Clearance Rate = Cases Processed / New Cases Filed

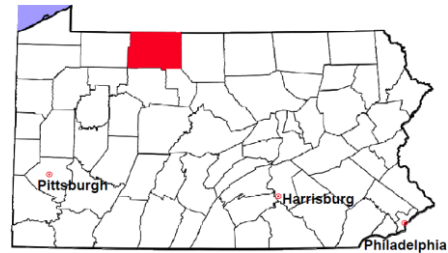


McKean County

2016 Population Estimate: 41,883

Class of County: 6th

No. of Common Pleas Court Judgeships: 2



2016 Divorce

No. of Petitions

Cases Pending 1/1/2016 0

New Cases Filed in 2016 131

Cases Available for Processing 131

Processed By:

Contested Before a Judge 0

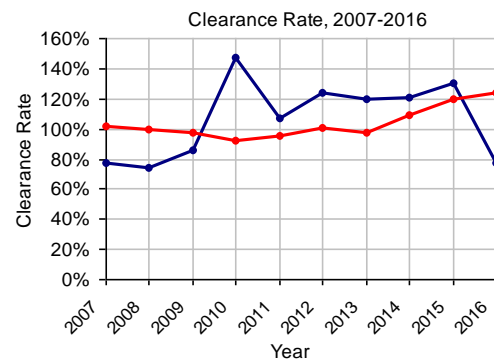
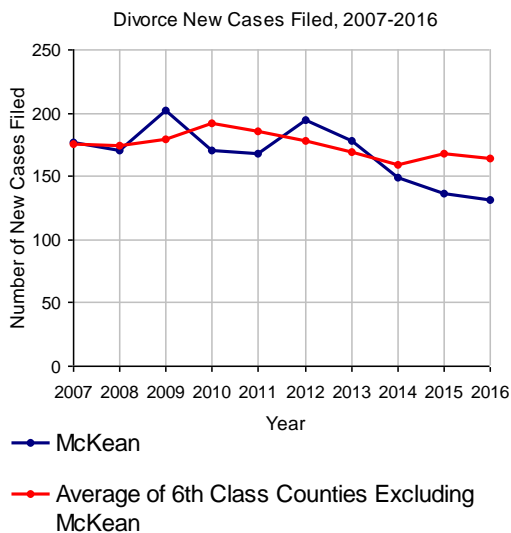
Contested Before a Master 18 17.8%

Uncontested 79 78.2%

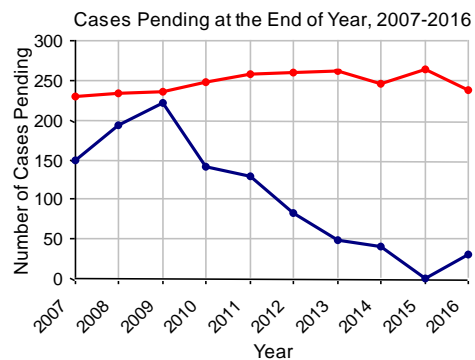
Other 4 4.0%

Cases Processed 101 100.0%

Cases Pending 12/31/2016 30



Note: Clearance Rate = Cases Processed / New Cases Filed

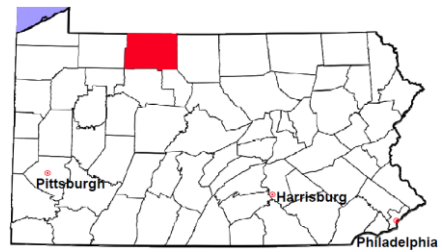


McKean County

2016 Population Estimate: 41,883

Class of County: 6th

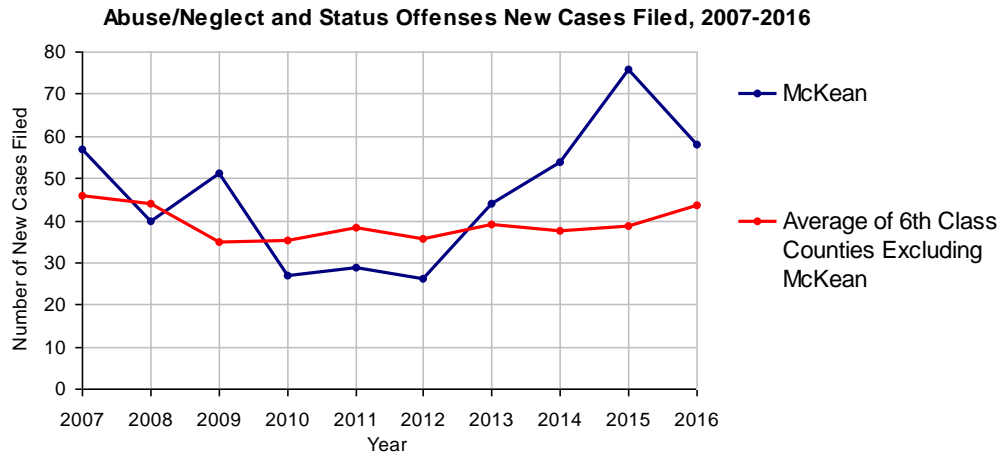
No. of Common Pleas Court Judgeships: 2



2016 Juvenile Dependency - Petitions Pending Adjudication

| | Abuse/ Neglect | Status Offenses | Total |
|---|-------------------|--------------------|-----------|
| Cases Pending 1/1/2016 | 9 | 0 | 9 |
| New Petitions Filed in 2016 | 57 | 1 | 58 |
| Other | 17 | 0 | 17 |
| Total Petitions Available for Processing | 83 | 1 | 84 |
| Processed by: | | | |
| Adjudicated Dependent | | | |
| Judge | 28 | 0 | 28 |
| Master | 23 | 0 | 23 |
| Adjudicated NOT Dependent | | | |
| Judge | 1 | 0 | 1 |
| Master | 1 | 0 | 1 |
| Withdrawn/Dismissed/Inactive | 0 | 0 | 0 |
| Other | 10 | 0 | 10 |
| Total Petitions Processed | 63 | 0 | 63 |
| Cases Pending 12/31/2016 | 20 | 1 | 21 |

Data provided by CPCMS



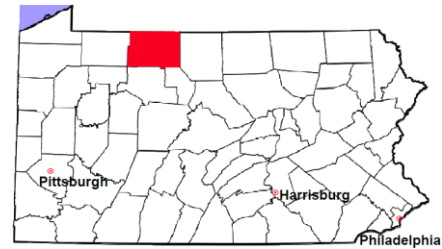
Note: Prior to 2011, dependency data were collected manually. Starting from 2011, dependency data were provided by CPCMS.

McKean County

2016 Population Estimate: 41,883

Class of County: 6th

No. of Common Pleas Court Judgeships: 2



2016 Juvenile Dependency - Adjudicated Dependent Inventory

| | Abuse/ Neglect | Status Offenses | Total |
|--|-------------------|--------------------|------------|
| Cases Pending 1/1/2016 | 97 | 3 | 100 |
| New Adjudicated Dependent Cases | 51 | 0 | 51 |
| Other | 2 | 0 | 2 |
| Total Adjudicated Dependent Cases | 150 | 3 | 153 |

Court Supervision Terminated:

| | | | | | |
|------------------------------------|----|-------|---|----|-------|
| Family Reunification | 14 | 25.0% | 0 | 14 | 25.0% |
| Adoption | 13 | 23.2% | 0 | 13 | 23.2% |
| Placement with a Relative/Guardian | 17 | 30.4% | 0 | 17 | 30.4% |
| Aged Out | 0 | | 0 | 0 | |
| Other Permanency Outcomes* | 2 | 3.6% | 0 | 2 | 3.6% |
| Other** | 10 | 17.9% | 0 | 10 | 17.9% |

| | | | | | | |
|---|-----------|---------------|----------|---------------|-----------|---------------|
| Total Adjudicated Dependent Cases Terminated | 56 | 100.0% | 0 | 100.0% | 56 | 100.0% |
|---|-----------|---------------|----------|---------------|-----------|---------------|

| | | | | | |
|---------------------------------|-----------|--|----------|--|-----------|
| Cases Pending 12/31/2016 | 94 | | 3 | | 97 |
|---------------------------------|-----------|--|----------|--|-----------|

Data provided by CPCMS

* Other Permanency Outcomes include: adjudicated delinquent, death due to natural causes, emancipation, permanent living arrangement, and parent has come forward.

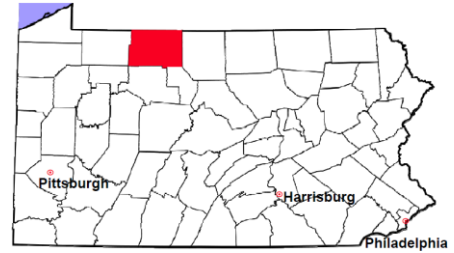
** Other includes cases where court supervision is terminated due to transfer out of jurisdiction, withdrawal and administrative closure.

McKean County

2016 Population Estimate: 41,883

Class of County: 6th

No. of Common Pleas Court Judgeships: 2

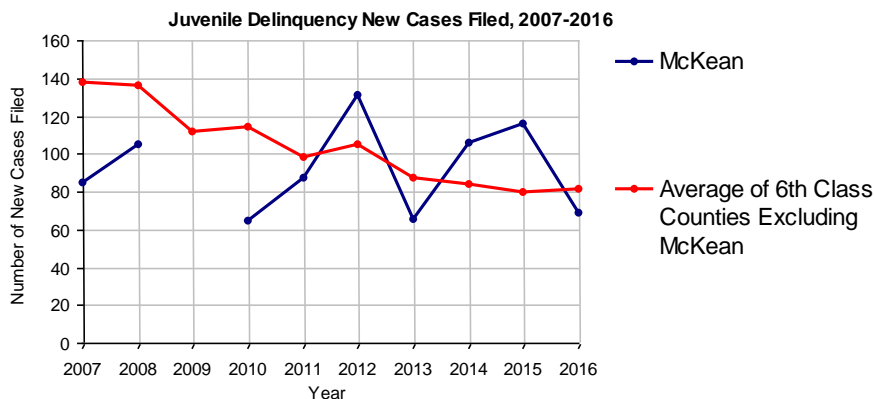


2016 Juvenile Delinquency - Cases Pending Disposition

| | |
|--|------------|
| Begin Pending | 63 |
| New Cases | 69 |
| Consent Decree Revoked | 1 |
| Informal Adjustment Program Revoked | 0 |
| Alternative Program Revoked | 0 |
| Warrant Returned | 0 |
| Other | 3 |
| Total Cases Available for Disposition | 136 |
| Warrant Issued | 0 |
| Disposed by: | |
| Adjudicated Delinquent by a Judge | 20 |
| Adjudicated Delinquent by a Juvenile Court Hearing Officer | 2 |
| Consent Decree Entered | 16 |
| Informal Adjustment Program Entered | 6 |
| Warned and Counseled (Pre-Petition) | 0 |
| Dismissed/Withdrawn/Transferred | 17 |
| Transferred to Criminal Court | 0 |
| Other | 32 |
| Total Cases Disposed | 93 |
| End Pending | 43 |

In this first year of automated statewide data, the "Other" disposition categories include some administrative closures necessitated by the migration of data from legacy systems. These categories will decrease over time as fewer administrative corrections are needed.

Data provided by CPCMS



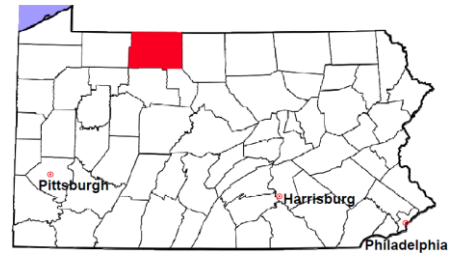
Note: Data for 2009 are not available.

McKean County

2016 Population Estimate: 41,883

Class of County: 6th

No. of Common Pleas Court Judgeships: 2



2016 Juvenile Delinquency - Formal Dispositions

| | |
|--|-----------|
| Begin Pending | 57 |
| Adjudicated Delinquent by a Judge | 20 |
| Adjudicated Delinquent by a Juvenile Court Hearing Officer | 2 |
| Warrant Returned | 0 |
| Other | 12 |
| Total Adjudicated Delinquent Cases | 91 |
| Warrant Issued | 0 |
| Court Supervision Terminated: | |
| Conditions Satisfied | 20 |
| Compelling Reasons | 0 |
| Reached Age 21 | 0 |
| Transferred to Another Juvenile Court | 0 |
| Other | 6 |
| Total Adjudicated Delinquent Cases Terminated | 26 |
| End Pending | 65 |

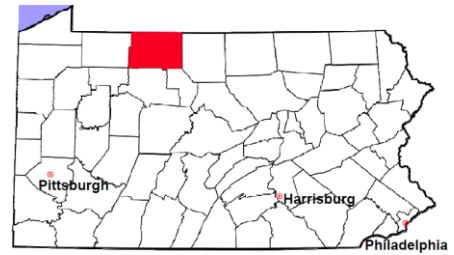
Data provided by CPCMS

McKean County

2016 Population Estimate: 41,883

Class of County: 6th

No. of Common Pleas Court Judgeships: 2

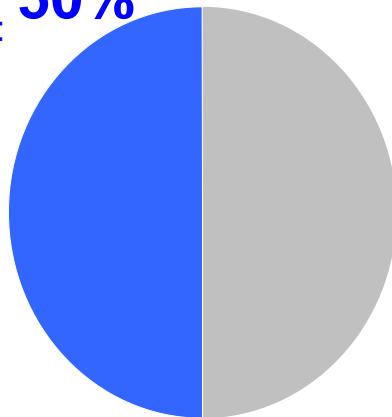


2016 Juvenile Delinquency - Informal Dispositions

| | |
|---|-----------|
| Pending Consent Decrees | 15 |
| Pending Informal Adjustments | 3 |
| New Consent Decrees | 16 |
| New Informal Adjustments | 6 |
| Warrant Returned | 0 |
| Other | 9 |
| Cases Informally Disposed | 49 |
| Warrant Issued | 0 |
| Terminated by: | |
| Consent Decree Completed | 3 |
| Informal Adjustment Completed | 4 |
| Consent Decree Revoked | 1 |
| Informal Adjustment Program Revoked | 0 |
| Other | 19 |
| Total Informally Disposed Cases Terminated | 27 |
| End Pending | 22 |

Data provided by CPCMS

Informal Dispositions: **50%**



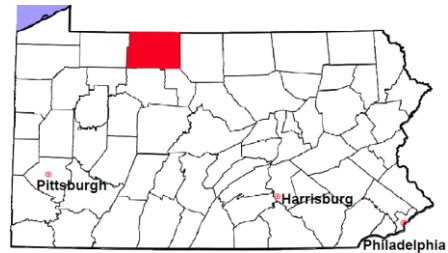
Delinquency Cases are disposed either formally, at a proceeding held before a judge or hearing officer, or informally without a proceeding. Informal dispositions include informal adjustments supervised by a juvenile probation officer; consent decrees agreed upon with the District Attorney after a petition is filed; or other pre-petition process by the juvenile probation department. In Pennsylvania, the majority of cases processed are informally disposed and supervised for a period of six months or less.

McKean County

2016 Population Estimate: 41,883

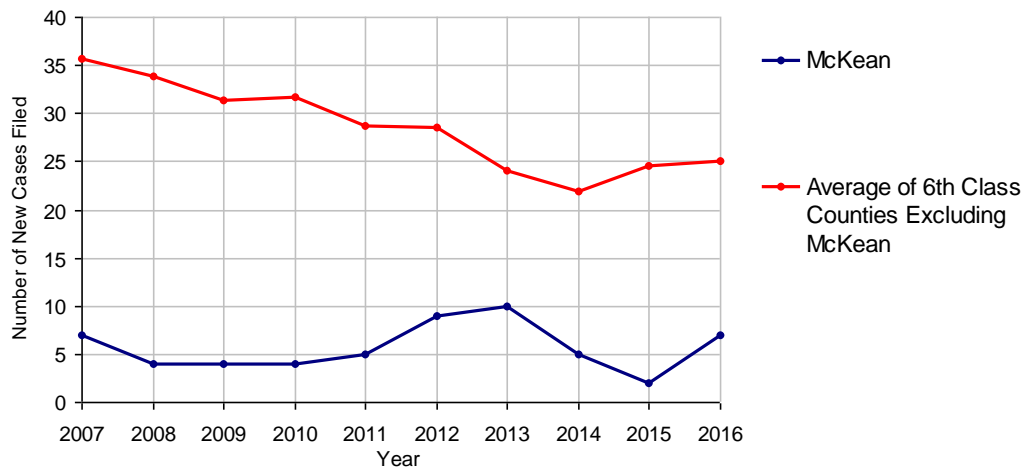
Class of County: 6th

No. of Common Pleas Court Judgeships: 2



| 2016 Accounts | No. of Cases | |
|---|--------------|---------------|
| Cases Pending 1/1/2016 | 14 | |
| New Cases Filed in 2016 | 7 | |
| Cases Available for Processing | 21 | |
| Processed By: | | |
| Contested before a Judge | 3 | 42.9% |
| Contested before a Non-Judicial Officer | 0 | |
| Uncontested | 4 | 57.1% |
| Other | 0 | |
| Cases Processed | 7 | 100.0% |
| Cases Pending 12/31/2016 | 14 | |

Accounts New Cases Filed, 2007-2016

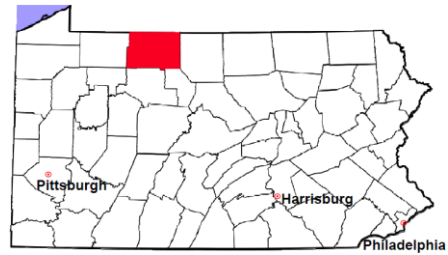


McKean County

2016 Population Estimate: 41,883

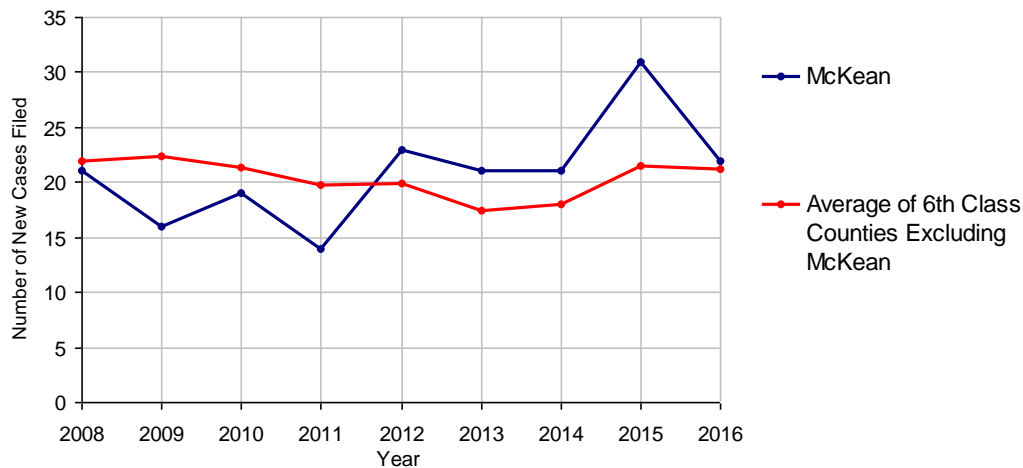
Class of County: 6th

No. of Common Pleas Court Judgeships: 2



| 2016 Adoptions | | No. of Cases | |
|---------------------------------------|---------|--------------|---------------|
| Cases Pending 1/1/2016 | | 13 | |
| New Cases Filed in 2016 | | 22 | |
| Cases Available for Processing | | 35 | |
| Processed By: | | | |
| Contested before a Judge | Granted | 0 | |
| | Denied | 0 | |
| Uncontested | Granted | 27 | 100.0% |
| | Denied | 0 | |
| Other | | 0 | |
| Cases Processed | | 27 | 100.0% |
| Cases Pending 12/31/2016 | | 8 | |

Adoptions New Cases Filed, 2008-2016



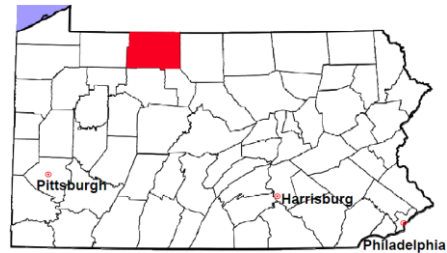
Note: Prior to 2008, each petition was counted as one new case, regardless of the number of children listed on the petition. Starting in 2008, each child listed on a petition is counted as a separate case. Therefore, statistics since 2008 should not be compared to statistics prior to 2008.

McKean County

2016 Population Estimate: 41,883

Class of County: 6th

No. of Common Pleas Court Judgeships: 2



2016 Relinquishments/Terminations

**No. of
Cases**

Cases Pending 1/1/2016

34

New Cases Filed in 2016

38

Cases Available for Processing

72

Processed By:

Contested before a Judge

4

10.5%

Uncontested

34

89.5%

Other

0

Cases Processed

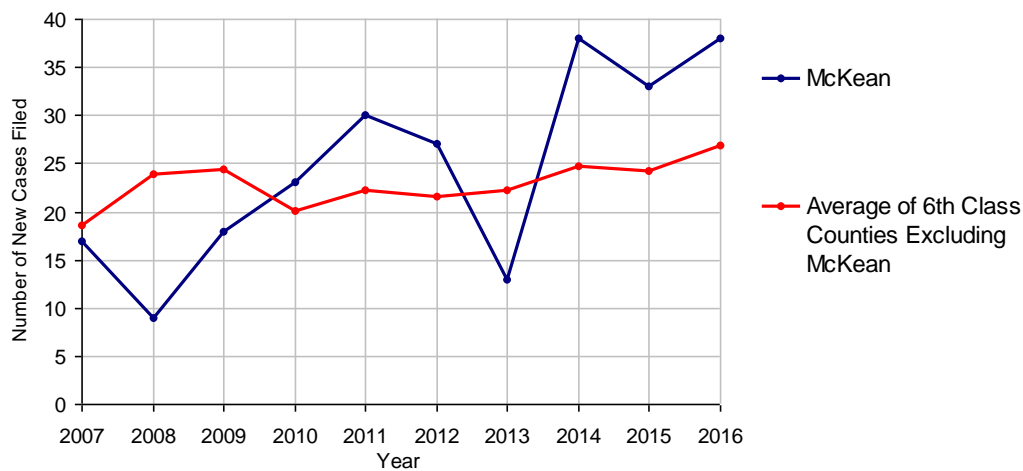
38

100.0%

Cases Pending 12/31/2016

34

Relinquishments/Terminations New Cases Filed, 2007-2016

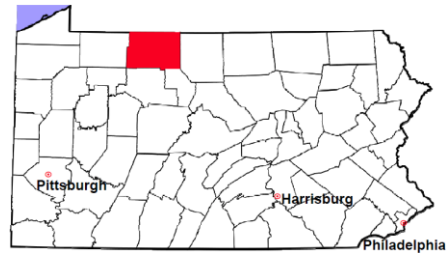


McKean County

2016 Population Estimate: 41,883

Class of County: 6th

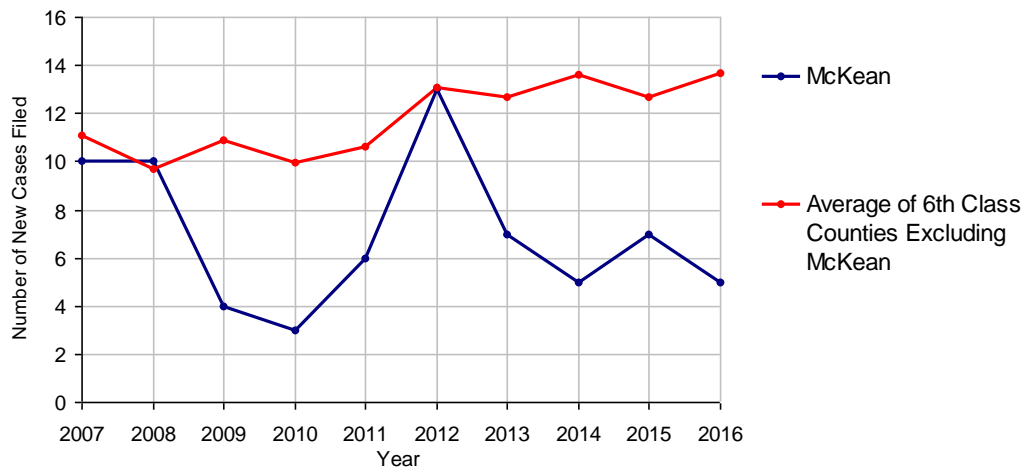
No. of Common Pleas Court Judgeships: 2



2016 Appointment of Guardians

| | No. of Cases | |
|---------------------------------------|--------------|---------------|
| Cases Pending 1/1/2016 | 4 | |
| New Cases Filed in 2016 | 5 | |
| Cases Available for Processing | 9 | |
| Processed By: | | |
| Contested before a Judge | 0 | |
| Uncontested | 6 | 85.7% |
| Other | 1 | 14.3% |
| Cases Processed | 7 | 100.0% |
| Cases Pending 12/31/2016 | 2 | |

Appointment of Guardians New Cases Filed, 2007-2016

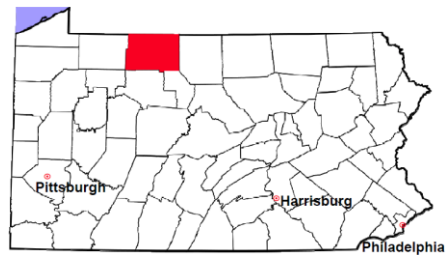


McKean County

2016 Population Estimate: 41,883

Class of County: 6th

No. of Common Pleas Court Judgeships: 2



2016 Jury Yield and Utilization

Jury Yield

| | | | | |
|---|-------|---|-------|--|
| Qualification Questionnaires/Summonses Mailed: | 9,039 | A | | |
| Returned Undeliverable: | 2,237 | B | 24.7% | |
| Not Responded to: | 659 | C | 7.3% | |
| the Number of Prospective Jurors: | | | | |
| Disqualified: | 1,272 | D | 14.1% | Of Qualification Questionnaires/ Summonses Mailed |
| Exempted: | 82 | E | 0.9% | |
| Excused: | 719 | F | 8.0% | |
| Deferred to New Term: | 688 | G | 7.6% | |
| Deferred from Previous Term: | 241 | H | 2.7% | |
| Total Number of Qualified Jurors Available for Service: | 3,623 | I | 40.1% | |
| $I = A - B - C - D - E - F - G + H$ | | | | |

Jury Utilization

| | | | | |
|---|-------|--------|---|--|
| the Number of Jurors: | | | | |
| Reporting for Service: | 1,906 | 52.6% | Of Jurors Qualified and Available | |
| Told Not to Report for Service: | 1,635 | 45.1% | | |
| Sent to Courtroom for Jury Selection (Voir Dire): | 1,906 | 100.0% | Of Jurors Reporting for Service | |
| Utilized in incomplete jury selection: | 434 | 22.8% | | |
| Impaneled or Sworn (jurors/alternates): | 352 | 18.5% | | |
| Removed for Cause/Hardship: | 450 | | | |
| Removed by Peremptory Challenge: | 344 | | | |

Jury Costs

| | | |
|---|-------------|---|
| Total Annual Budget for Juror Operations: | \$56,700.00 | J |
| Average Cost Per Juror: | \$6.27 | K |
| $K = J/A$ | | |

