

Pennsylvania Statewide Common Pleas Caseload Statistics

2016 Population Estimate: 12,784,227

No. of Common Pleas Court Judgeships: 451

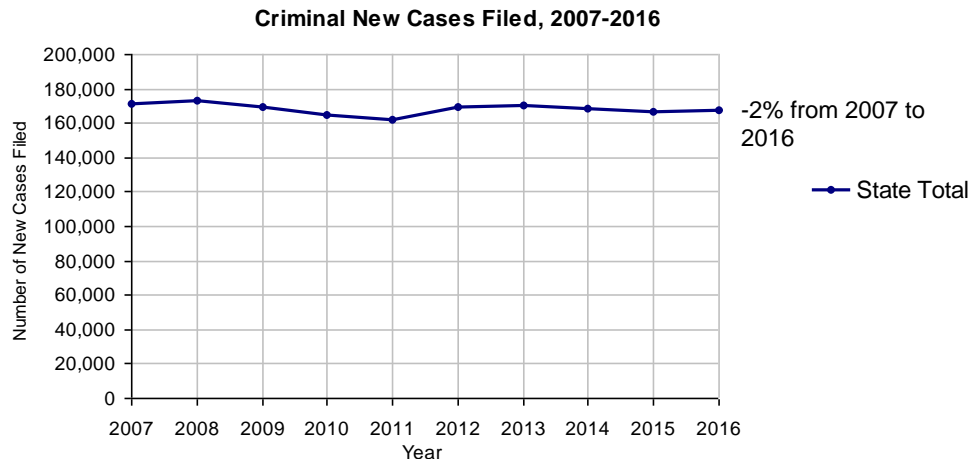
2016 Criminal	No. of Cases
Cases Pending 1/1/2016	80,831 ^(R)
New Cases Filed in 2016	168,038
Reopened Cases	10,825
Cases Available for Processing	259,694
Processed by:	
Withdrawn/Dismissed	10,969 6.1%
Diversionsary Disposition*	32,312 18.1%
Guilty Plea	121,001 67.6%
Non-Jury Trial	3,608 2.0%
Jury Trial	1,920 1.1%
Inactive	8,200 4.6%
Other	981 0.5%
Total Cases Processed	178,991 100.0%
Cases Pending 12/31/2016	80,703
Cases Awaiting Sentencing	7,485

Age of Pending Cases as of 12/31/2016		
0-60 Days	25,235	31.3%
61-120 Days	19,189	23.8%
121-180 Days	10,878	13.5%
181-240 Days	6,914	8.6%
241-300 Days	4,623	5.7%
301-360 Days	3,230	4.0%
Over 360 Days	10,634	13.2%
Total	80,703	100.0%

(R) - Revised

Data provided by CPCMS

* Includes other diversionary programs such as Veterans Court.



Pennsylvania Statewide Common Pleas Caseload Statistics

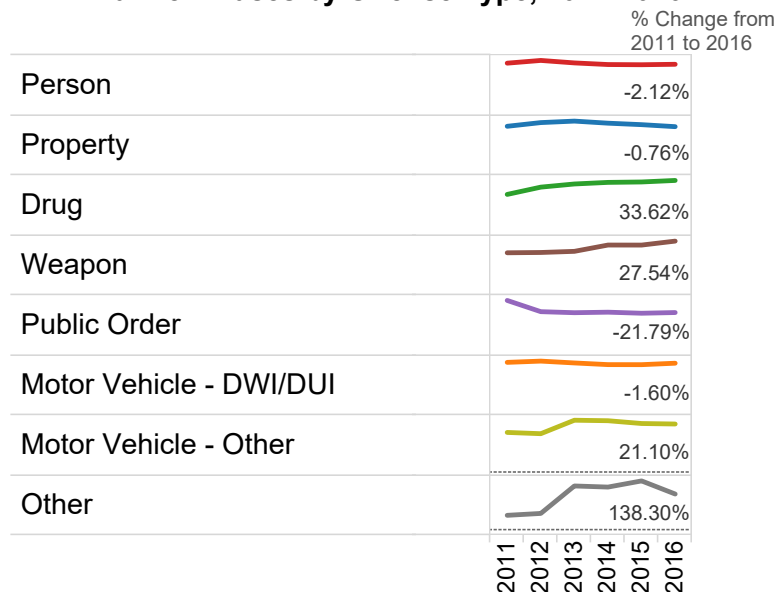
2016 Population Estimate: 12,784,227
No. of Common Pleas Judgeships: 451

2016 Criminal - New Cases by Offense Type

Case Type	Felony	Misdemeanor	Summary	Total	
Person	12,770	12,554	58	25,382	15.1%
Property	23,278	19,629	191	43,098	25.6%
Drug	14,030	23,355	21	37,406	22.3%
Weapon	3,911	724	10	4,645	2.8%
Public Order	3,597	8,840	76	12,513	7.4%
Motor Vehicle - DWI/DUI	0	43,533	17	43,550	25.9%
Motor Vehicle - Other	101	755	28	884	0.5%
Other	502	56	2	560	0.3%
Total	58,189	109,446	403	168,038	100.0%
	34.6%	65.1%	0.2%	100.0%	

Data provided by CPCMS

Criminal New Cases by Offense Type, 2011-2016



Pennsylvania Statewide Common Pleas Caseload Statistics

2016 Population Estimate: 12,784,227

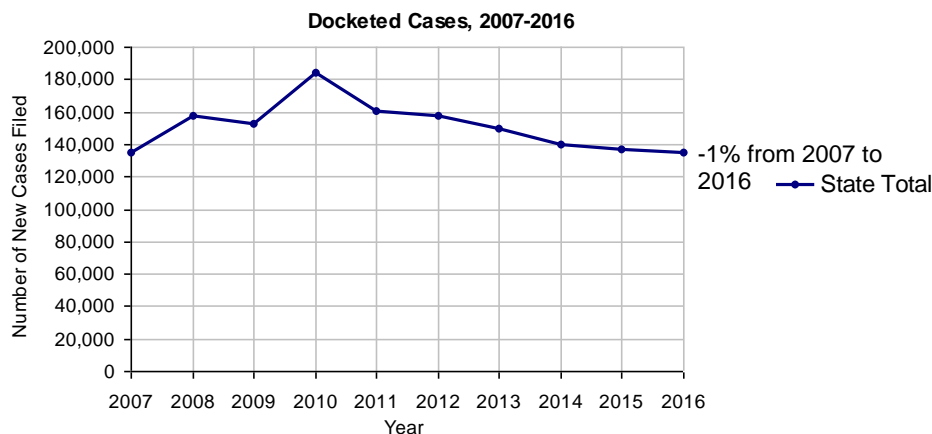
No. of Common Pleas Court Judgeships: 451

2016 Civil	Civil Action	Other	Total
Cases Pending 1/1/2016	163,069 ^(R)	114,945 ^(R)	278,014 ^(R)
Docketed Cases	77,585	56,900	134,485
Arbitration Appeals	2,362	132	2,494
Transferred In	608	39	647
Returned to Active	2,640	1,638	4,278
Cases Available for Processing	246,264	173,654	419,918
Processed By:			
Default Judgments	14,406	19,215	33,621
Cases Decided by Arbitration Board	5,672	592	6,264
Dispositive Motions	3,450	3,742	7,192
Settlements	21,678	8,007	29,685
Moved to Inactive Status	1,726	950	2,676
Transferred/Withdrawn	3,305	1,919	5,224
Dismissed/Discontinued	16,413	8,521	24,934
Administrative Purge	15,382	12,942	28,324
Other	4,516	3,313	7,829
Jury Trial	682	46	728
Non-Jury Trial	1,074	686	1,760
Total Cases Processed	88,304	59,933	148,237
Cases Pending 12/31/2016	157,960	113,721	271,681

Age of Pending Cases as of 12/31/2016 (Civil Action Only)

0-6 months	36,682	23.2%
7-12 months	21,892	13.9%
13-18 months	16,571	10.5%
19-24 months	12,876	8.2%
25-30 months	10,296	6.5%
31-36 months	8,149	5.2%
37-42 months	7,003	4.4%
43-48 months	5,759	3.6%
49-54 months	5,147	3.3%
55-60 months	5,882	3.7%
61-66 months	5,676	3.6%
67-72 months	7,687	4.9%
Over 72 months	14,340	9.1%
Total	157,960	100.0%

(R) - Revised



Note: Prior to June 2010, docketed cases under the "Other" category were not reported. The inclusion of these cases starting from June 2010 may contribute to an increase in docketed cases from 2009 to 2010.

Pennsylvania Statewide Common Pleas Caseload Statistics

2016 Population Estimate: 12,784,227

No. of Common Pleas Court Judgeships: 451

2016 Civil - Docketed Cases Listed by Case Type

TORT	34,052	25.3%	REAL PROPERTY	39,703	29.5%
<i>(does not include mass tort)</i>			Ejectment*	4,671	
Intentional	675		Eminent Domain/Condemnation*	945	
Malicious Prosecution	149		Ground Rent	14	
Motor Vehicle	20,139		Landlord/Tenant Dispute	3,045	
Nuisance	50		Mortgage Foreclosure:		
Premise Liability	7,186		Residential*	25,429	
Product Liability	609		Commercial*	1,575	
Slander/Libel/Defamation	187		Partition of Real Property*	308	
Other	5,057		Quiet Title*	1,635	
MASS TORT	1,902	1.4%	Other*	2,081	
Asbestos	468		CIVIL APPEALS	12,126	9.0%
Tobacco	1		<i>- Administrative Agencies</i>		
Toxic Tort - DES	0		Board of Assessment*	4,953	
Toxic Tort - Implant	1		Board of Elections*	398	
Toxic Waste	0		Dept. of Transportation*	4,048	
Other	1,432		Zoning Board*	304	
PROFESSIONAL LIABILITY	2,134	1.6%	Statutory Appeal - Other*	623	
Dental	76		Other*	1,800	
Legal	199		MISCELLANEOUS	8,130	6.0%
Medical Malpractice	1,541		Common Law/		
Other	318		Statutory Arbitration*	179	
CONTRACT	36,438	27.1%	Declaratory Judgment*	509	
<i>(does not include judgments)</i>			Mandamus*	96	
Buyer Plaintiff	3,478		Non-Domestic Relations		
Debt Collection: Credit Card	10,983		Restraining Order*	498	
Debt Collection: Other	12,023		Quo Warranto*	7	
Employment Dispute: Discrimination	134		Replevin*	611	
Employment Dispute: Other	362		Other*	6,230	
Other	9,458		TOTAL DOCKETED CASES:	134,485	100.0%

Of the Docketed Cases:

Pro Se Filings: 7,153 5.3% Class Action Suits 202 0.2% MDJ Appeals: 6,179 4.6%

* Civil Other

Pennsylvania Statewide Common Pleas Caseload Statistics

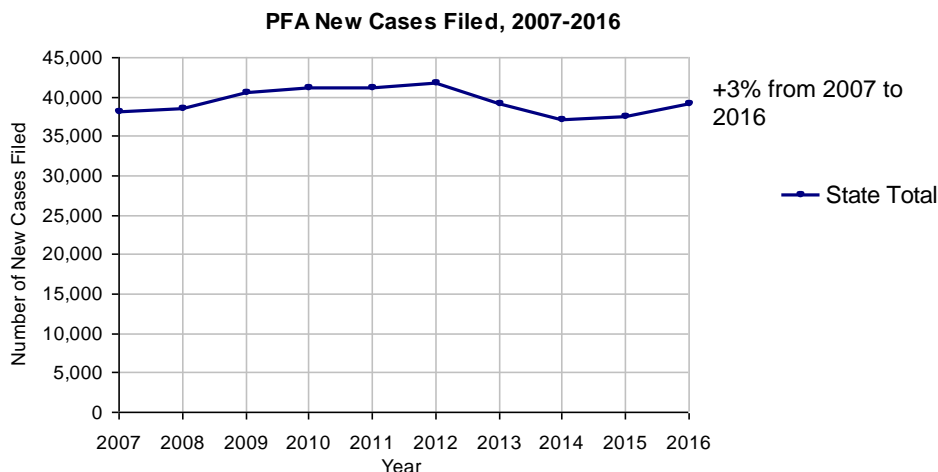
2016 Population Estimate: 12,784,227

No. of Common Pleas Court Judgeships: 451

2016 Protection From Abuse	No. of Petitions	
Cases Pending 1/1/2016	4,966 ^(R)	
New Cases Filed in 2016	39,056	
<i>Of these, Petitions Requesting Temporary Orders: 38,764 (99.3%)</i>		
<i>Temporary Orders DENIED: 4,363 (11.3%), Temporary Orders GRANTED: 34,245 (88.3%)</i>		
Cases Available for Processing	44,022	
Processed By:		
Temporary Order DENIED After Ex Parte Hearing and No Evidentiary Hearing Scheduled	1,722	4.5%
Temporary Order DISMISSED After Evidentiary Hearing and No Final Order Entered	2,234	5.9%
Final Order DENIED After Evidentiary Hearing Before a Judge or a Judicial Officer	1,836	4.8%
Final Order GRANTED After Evidentiary Hearing Before a Judge or a Judicial Officer	6,566	17.2%
Plaintiff Did Not Appear For Evidentiary Hearing	10,791	28.3%
Final Order by STIPULATION OR AGREEMENT Between the Parties	6,903	18.1%
Petition WITHDRAWN by Plaintiff	7,658	20.1%
TRANSFERRED to Another Jurisdiction	14	<0.1%
Other	379	1.0%
Cases Processed	38,103	100.0%
Cases Pending 12/31/2016	5,919	

(R) - Revised

Mercer County: The combined number of Temporary Orders Denied and Granted does NOT equal the number of Petitions Requesting Temporary Orders due to petitions that decide not to proceed prior to an initial hearing.



Pennsylvania Statewide Common Pleas Caseload Statistics

2016 Population Estimate: 12,784,227

No. of Common Pleas Court Judgeships: 451

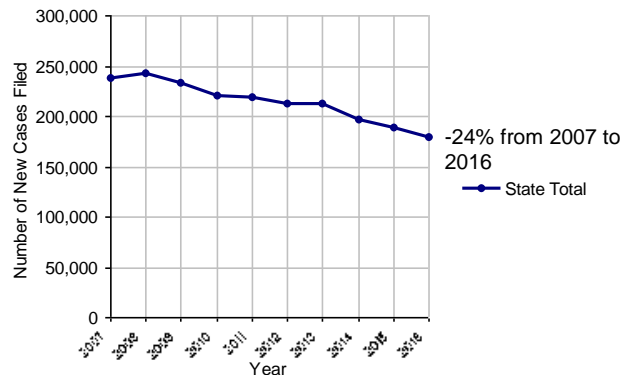
2016 Spousal & Child Support	No. of Petitions
Cases Pending 1/1/2016	58,636
New Cases Filed in 2016	179,713
Dockets Transferred In (+)	2,653
Dockets Transferred Out (-)	2,530
Cases Available for Processing	238,472
Processed By:	
Judge	6,658 3.6%
Intake Officer	160,195 86.1%
Hearing Officer	19,060 10.2%
Other	84 <0.1%
Cases Processed	185,997 100.0%
Cases Pending 12/31/2016	52,475

Data provided by PACSES

2016 Paternity	No. of Cases
Acknowledgements Filed:	
Non-Domestic Relations Section	19,533 78.9%
During Conference	4,112 16.6%
Non-Stipulated (post genetic test)	297 1.2%
Pre-Trial Conference	827 3.3%
Total	24,769 100.0%
Established:	
Stipulated by Genetic Tests	3,237 36.7%
Default - Father Failed to Appear	1,798 20.4%
Adjudication by Court Proceeding	143 1.6%
Out of State	3,640 41.3%
Total	8,818 100.0%
Cases Pending 12/31/2016	14,184

Data provided by PACSES

Spousal & Child Support New Cases Filed, 2007-2016



DEFINITIONS:

ACKNOWLEDGEMENTS FILED:

NON-DOMESTIC RELATIONS SECTION: The voluntary Acknowledgement of Paternity by the alleged father.

DURING CONFERENCE: The alleged father signed the Acknowledgement of Paternity-Waiver of Trial (PE-010) at the initial child support conference.

NON-STIPULATED (POST GENETIC TEST): The alleged father signed the Acknowledgement of Paternity-Waiver of Trial after genetic tests were conducted and resulted in the alleged father being determined to be the biological father.

PRE-TRIAL CONFERENCE: The alleged father signed the Acknowledgement of Paternity-Waiver of Trial at the pre-trial conference.

ESTABLISHED:

STIPULATED BY GENETIC TESTS: The alleged father requested genetic tests and signed a stipulation that if the test results had a 99% or higher probability of paternity then the alleged father would be stipulated as the biological father of the child.

DEFAULT - FATHER FAILED TO APPEAR: The alleged father failed to appear after being served for either a support conference, hearing, or genetic test and a default paternity order was entered by the court.

ADJUDICATION BY COURT PROCEEDING: The alleged father was determined to be the biological father of the child through a court proceeding.

OUT OF STATE: Paternity was established in another state, "Out of state only".

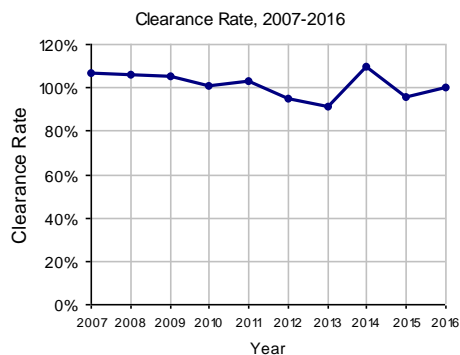
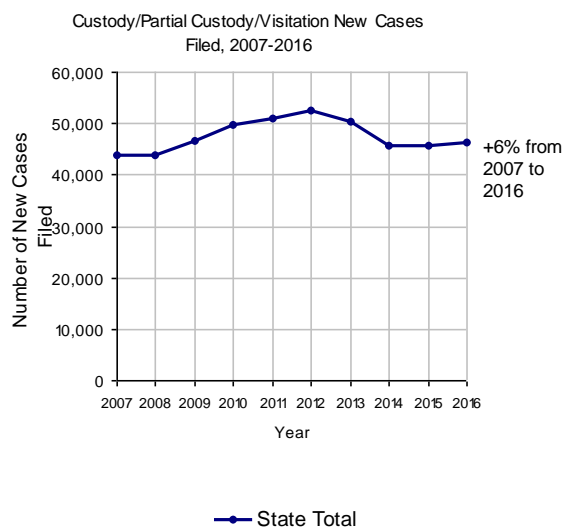
Pennsylvania Statewide Common Pleas Caseload Statistics

2016 Population Estimate: 12,784,227

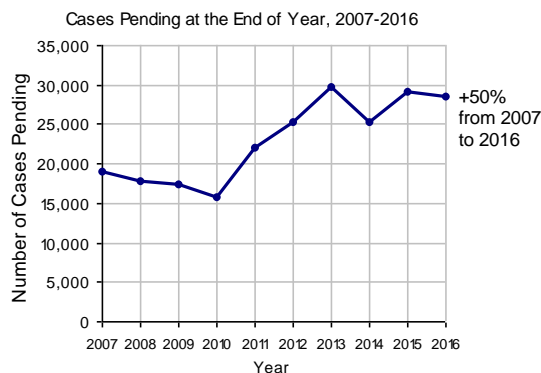
No. of Common Pleas Court Judgeships: 451

2016 Custody/Partial Custody/Visitation	No. of Petitions	
Cases Pending 1/1/2016	28,525 (R)	
New Cases Filed in 2016	46,432	
Cases Available for Processing	74,957	
Processed By:		
Judge	15,558	33.4%
Non-Judicial Officer	23,560	50.6%
Other	7,408	15.9%
Cases Processed	46,526	100.0%
Cases Pending 12/31/2016	28,431	

(R) - Revised



Note: Clearance Rate = Cases Processed / New Cases Filed



Pennsylvania Statewide Common Pleas Caseload Statistics

2016 Population Estimate: 12,784,227

No. of Common Pleas Court Judgeships: 451

2016 Divorce

No. of Petitions

Cases Pending 1/1/2016	74,448 ^(R)
New Cases Filed in 2016	38,070
Cases Available for Processing	112,518

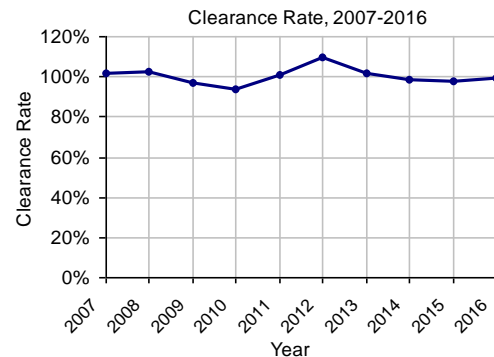
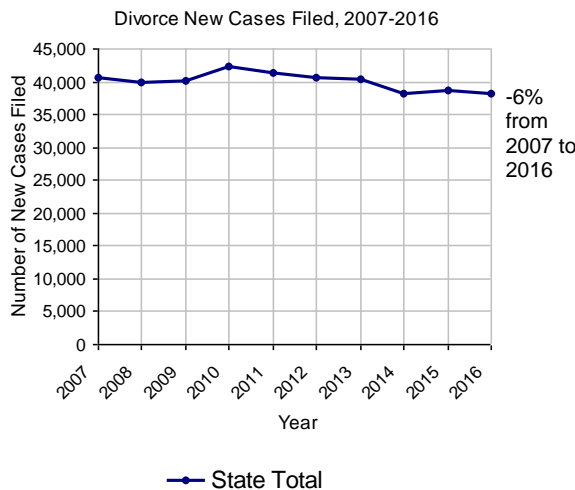
Processed By:

Contested Before a Judge	5,276	14.0%
Contested Before a Master	1,990	5.3%
Uncontested	27,481	72.9%
Other	2,975	7.9%

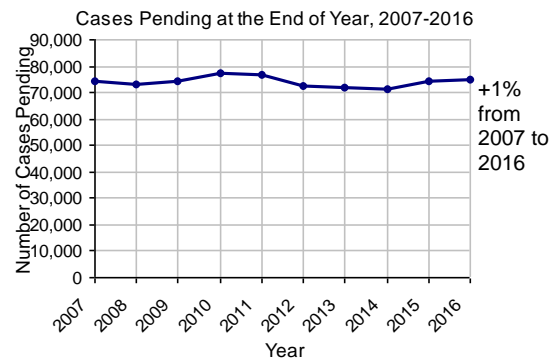
Cases Processed 37,722 100.0%

Cases Pending 12/31/2016 74,796

(R) - Revised



Note: Clearance Rate = Cases Processed / New Cases Filed



Pennsylvania Statewide Common Pleas Caseload Statistics

2016 Population Estimate: 12,784,227

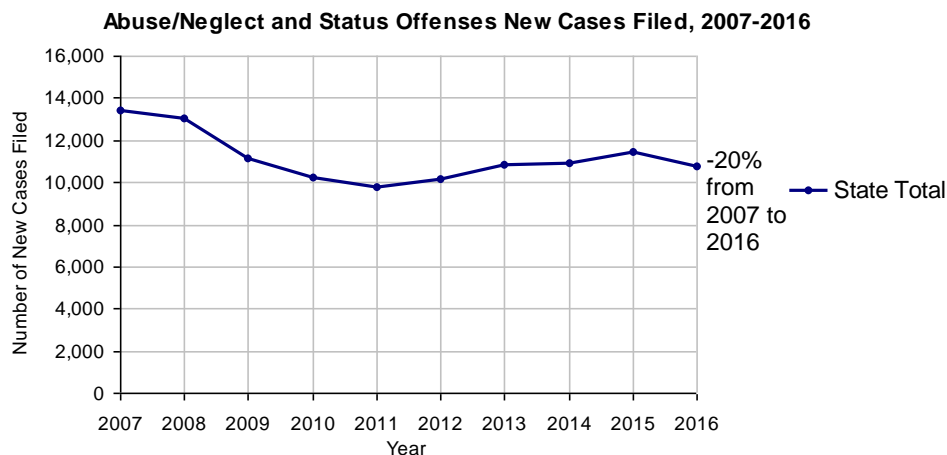
No. of Common Pleas Court Judgeships: 451

2016 Juvenile Dependency - Petitions Pending Adjudication

	Abuse/ Neglect	Status Offenses	Total
Cases Pending 1/1/2016	1,334	108	1,442 ^(R)
New Petitions Filed in 2016	10,333	469	10,802
Other	1,730	85	1,815
Total Petitions Available for Processing	13,397	662	14,059
Processed by:			
Adjudicated Dependent			
Judge	7,054	267	7,321
Master	2,208	131	2,339
Adjudicated NOT Dependent			
Judge	1,063	30	1,093
Master	241	9	250
Withdrawn/Dismissed/Inactive	911	37	948
Other	617	63	680
Total Petitions Processed	12,094	537	12,631
Cases Pending 12/31/2016	1,303	125	1,428

(R) - Revised

Data provided by CPCMS



Note: Prior to 2011, dependency data were collected manually. Starting from 2011, dependency data were provided by CPCMS.

Pennsylvania Statewide Common Pleas Caseload Statistics

2016 Population Estimate: 12,784,227

No. of Common Pleas Court Judgeships: 451

2016 Juvenile Dependency - Adjudicated Dependent Inventory

	Abuse/ Neglect	Status Offenses	Total
Cases Pending 1/1/2016	19,144	614	19,758
New Adjudicated Dependent Cases	9,262	398	9,660
Other	250	14	264
Total Adjudicated Dependent Cases	28,656	1,026	29,682

Court Supervision Terminated:

Family Reunification	2,913	30.9%	116	28.5%	3,029	30.8%
Adoption	1,858	19.7%	10	2.5%	1,868	19.0%
Placement with a Relative/Guardian	2,774	29.4%	154	37.8%	2,928	29.7%
Aged Out	1,117	11.8%	76	18.7%	1,193	12.1%
Other Permanency Outcomes*	211	2.2%	22	5.4%	233	2.4%
Other**	564	6.0%	29	7.1%	593	6.0%
Total Adjudicated Dependent Cases Terminated	9,437	100.0%	407	100.0%	9,844	100.0%
Cases Pending 12/31/2016	19,219		619		19,838	

Data provided by CPCMS

* Other Permanency Outcomes include: adjudicated delinquent, death due to natural causes, emancipation, permanent living arrangement, and parent has come forward.

** Other includes cases where court supervision is terminated due to transfer out of jurisdiction, withdrawal and administrative closure.

Pennsylvania Statewide Common Pleas Caseload Statistics

2016 Population Estimate: 12,784,227

No. of Common Pleas Court Judgeships: 451

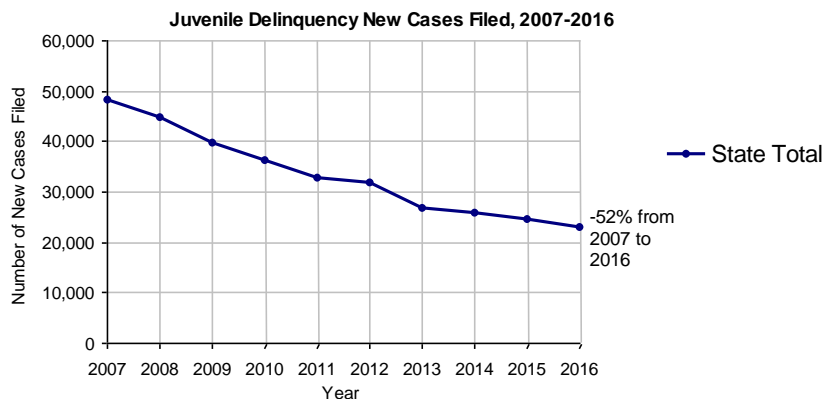
2016 Juvenile Delinquency - Cases Pending Disposition

Begin Pending	14,893
New Cases	23,150
Consent Decree Revoked	592
Informal Adjustment Program Revoked	37
Alternative Program Revoked	88
Warrant Returned	1,458
Other	1,580
Total Cases Available for Disposition	41,798
Warrant Issued	1,501
Disposed by:	
Adjudicated Delinquent by a Judge	7,110
Adjudicated Delinquent by a Juvenile Court Hearing Officer	1,180
Consent Decree Entered	4,326
Informal Adjustment Program Entered*	3,336
Warned and Counseled (Pre-Petition)	1,436
Dismissed/Withdrawn/Transferred	4,638
Transferred to Criminal Court	70
Other	4,450
Total Cases Disposed*	26,546
End Pending	13,751

In this first year of automated statewide data, the "Other" disposition categories include some administrative closures necessitated by the migration of data from legacy systems. These categories will decrease over time as fewer administrative corrections are needed.

Data provided by CPCMS

*Includes cases disposed pre-petition due to juveniles' participation in Alternative Programs, including Youth Aid Panels.



Pennsylvania Statewide Common Pleas Caseload Statistics

2016 Population Estimate: 12,784,227

No. of Common Pleas Court Judgeships: 451

2016 Juvenile Delinquency - Formal Dispositions

Begin Pending	19,208
Adjudicated Delinquent by a Judge	7,110
Adjudicated Delinquent by a Juvenile Court Hearing Officer	1,180
Warrant Returned	2,527
Other	555
Total Adjudicated Delinquent Cases	30,580
Warrant Issued	2,915
Court Supervision Terminated:	
Conditions Satisfied	5,540
Compelling Reasons	1,028
Reached Age 21	494
Transferred to Another Juvenile Court	53
Other	1,118
Total Adjudicated Delinquent Cases Terminated	8,233
End Pending	19,432

Data provided by CPCMS

Pennsylvania Statewide Common Pleas Caseload Statistics

2016 Population Estimate: 12,784,227

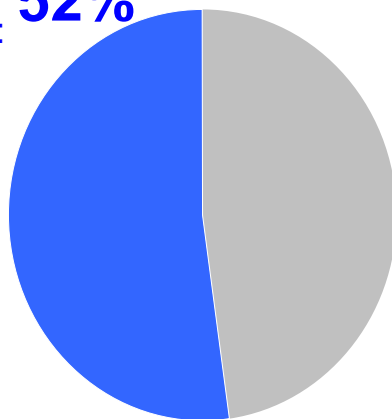
No. of Common Pleas Court Judgeships: 451

2016 Juvenile Delinquency - Informal Dispositions

Pending Consent Decrees	3,306
Pending Informal Adjustments	2,424
New Consent Decrees	4,326
New Informal Adjustments	3,021
Warrant Returned	77
Other	2,422
Cases Informally Disposed	15,576
 Warrant Issued	 243
Terminated by:	
Consent Decree Completed	2,587
Informal Adjustment Completed	2,136
Consent Decree Revoked	592
Informal Adjustment Program Revoked	37
Other	2,098
Total Informally Disposed Cases Terminated	7,450
 End Pending	 7,883

Data provided by CPCMS

Informal
Dispositions: **52%**



Delinquency Cases are disposed either formally, at a proceeding held before a judge or hearing officer, or informally without a proceeding. Informal dispositions include informal adjustments supervised by a juvenile probation officer; consent decrees agreed upon with the District Attorney after a petition is filed; or other pre-petition process by the juvenile probation department. In Pennsylvania, the majority of cases processed are informally disposed and supervised for a period of six months or less.

Pennsylvania Statewide Common Pleas Caseload Statistics

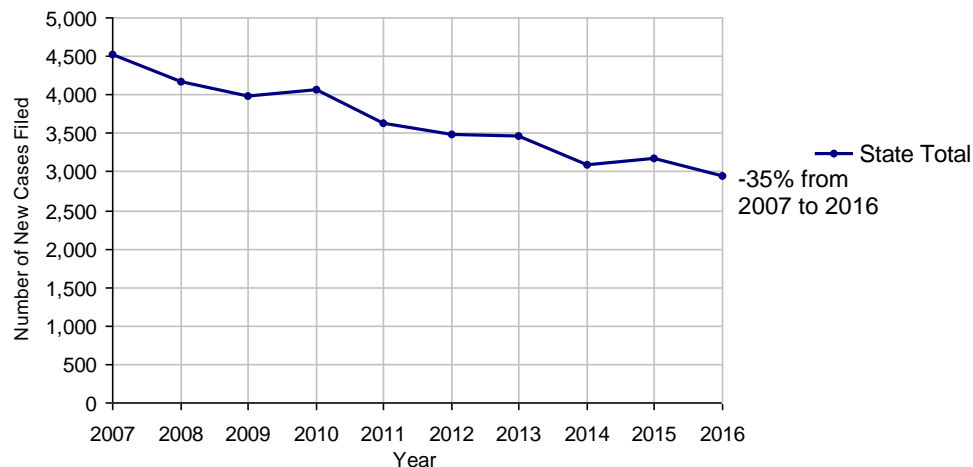
2016 Population Estimate: 12,784,227

No. of Common Pleas Court Judgeships: 451

2016 Accounts	No. of Cases	
Cases Pending 1/1/2016	1,281 ^(R)	
New Cases Filed in 2016	2,939	
Cases Available for Processing	4,220	
Processed By:		
Contested before a Judge	372	12.1%
Contested before a Non-Judicial Officer	5	0.2%
Uncontested	2,573	83.8%
Other	119	3.9%
Cases Processed	3,069	100.0%
Cases Pending 12/31/2016	1,151	

(R) - Revised

Accounts New Cases Filed, 2007-2016



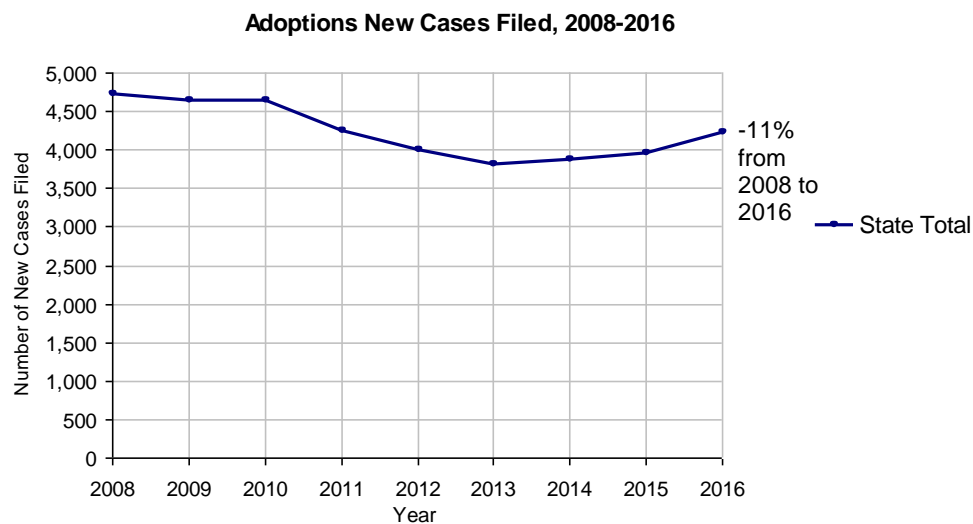
Pennsylvania Statewide Common Pleas Caseload Statistics

2016 Population Estimate: 12,784,227

No. of Common Pleas Court Judgeships: 451

2016 Adoptions		No. of Cases	
Cases Pending 1/1/2016		1,074 ^(R)	
New Cases Filed in 2016		4,226	
Cases Available for Processing		5,300	
Processed By:			
Contested before a Judge	Granted	31	0.7%
	Denied	6	0.1%
Uncontested	Granted	4,006	96.9%
	Denied	3	0.1%
Other		90	2.2%
Cases Processed		4,136	100.0%
Cases Pending 12/31/2016		1,164	

(R) - Revised



Note: Prior to 2008, each petition was counted as one new case, regardless of the number of children listed on the petition. Starting in 2008, each child listed on a petition is counted as a separate case. Therefore, statistics since 2008 should not be compared to statistics prior to 2008.

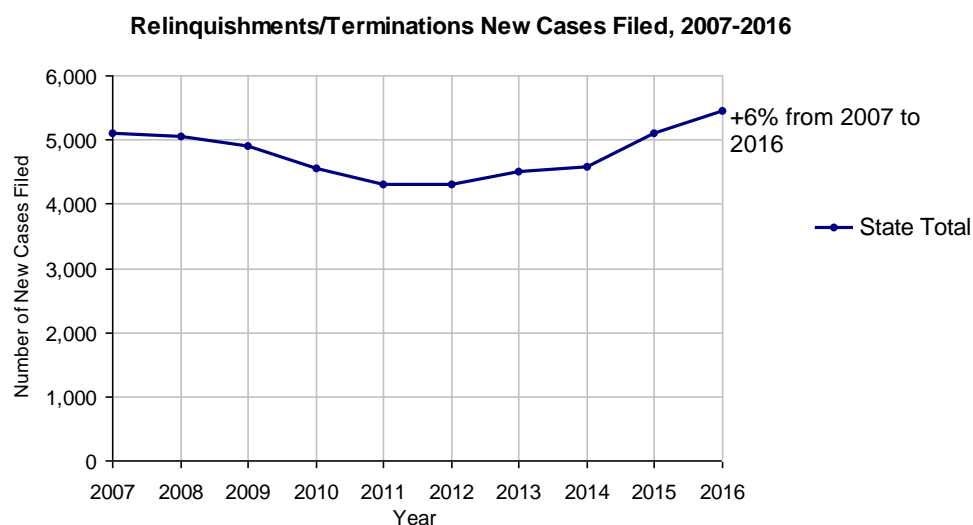
Pennsylvania Statewide Common Pleas Caseload Statistics

2016 Population Estimate: 12,784,227

No. of Common Pleas Court Judgeships: 451

2016 Relinquishments/Terminations	No. of Cases	
Cases Pending 1/1/2016	2,610 ^(R)	
New Cases Filed in 2016	5,440	
Cases Available for Processing	8,050	
Processed By:		
Contested before a Judge	1,273	23.5%
Uncontested	3,818	70.4%
Other	336	6.2%
Cases Processed	5,427	100.0%
Cases Pending 12/31/2016	2,623	

(R) - Revised



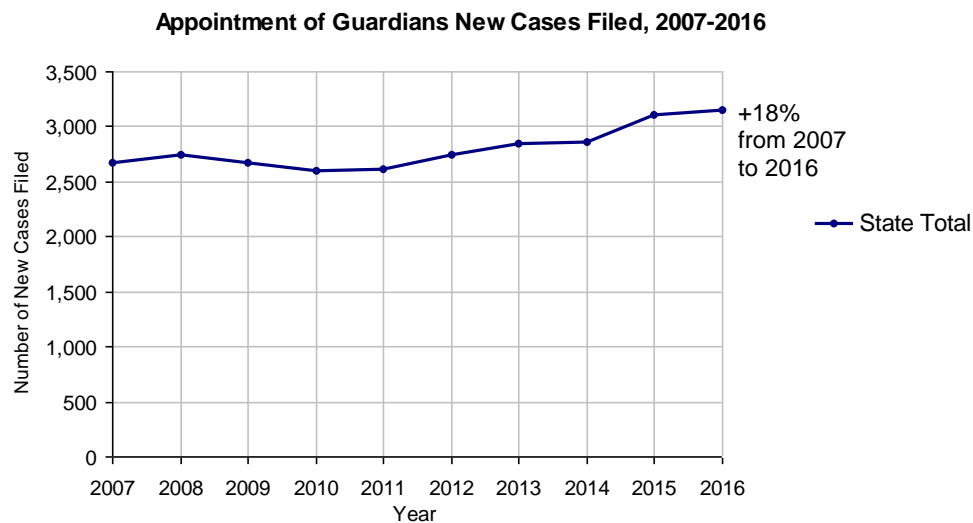
Pennsylvania Statewide Common Pleas Caseload Statistics

2016 Population Estimate: 12,784,227

No. of Common Pleas Court Judgeships: 451

2016 Appointment of Guardians	No. of Cases	
Cases Pending 1/1/2016	1,058 ^(R)	
New Cases Filed in 2016	3,153	
Cases Available for Processing	4,211	
Processed By:		
Contested before a Judge	640	20.1%
Uncontested	2,187	68.8%
Other	351	11.0%
Cases Processed	3,178	100.0%
Cases Pending 12/31/2016	1,033	

(R) - Revised



Pennsylvania Statewide Common Pleas Caseload Statistics

2016 Population Estimate: 12,784,227

No. of Common Pleas Court Judgeships: 451

2016 Jury Yield and Utilization

Jury Yield

Qualification Questionnaires/Summonses Mailed:	1,270,434	A		
Returned Undeliverable:	92,000	B	7.2%	Of Qualification Questionnaires/ Summonses Mailed
Not Responded to:	297,301	C	23.4%	
the Number of Prospective Jurors:				
Disqualified:	156,654	D	12.3%	
Exempted:	55,980	E	4.4%	
Excused:	149,113	F	11.7%	
Deferred to New Term:	114,081	G	9.0%	
Deferred from Previous Term:	95,097	H	7.5%	
Total Number of Qualified Jurors Available for Service:	500,402	I	39.4%	

$I = A - B - C - D - E - F - G + H$

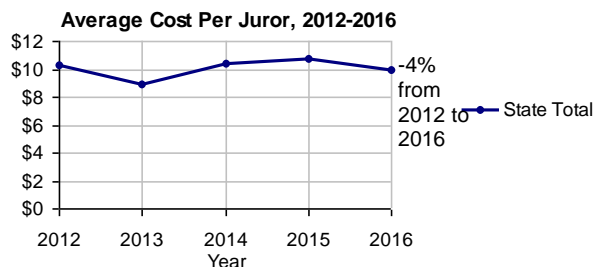
Jury Utilization

the Number of Jurors:				
Reporting for Service:	242,965	48.6%	Of Jurors Qualified and Available	
Told Not to Report for Service:	237,509	47.5%		
Sent to Courtroom for Jury Selection (Voir Dire):	197,769	81.4%	Of Jurors Reporting for Service	
Utilized in incomplete jury selection:	36,653	15.1%		
Impaneled or Sworn (jurors/alternates):	45,940	18.9%		
Removed for Cause/Hardship:	37,560			
Removed by Peremptory Challenge:	34,766			

Jury Costs

Total Annual Budget for Juror Operations:	\$12,562,708.00	J
Average Cost Per Juror:	\$9.89	K

$K = J/A$



Pennsylvania Statewide Common Pleas Caseload Statistics

2016 Population Estimate: 12,784,227
No. of Common Pleas Judgeships: 451

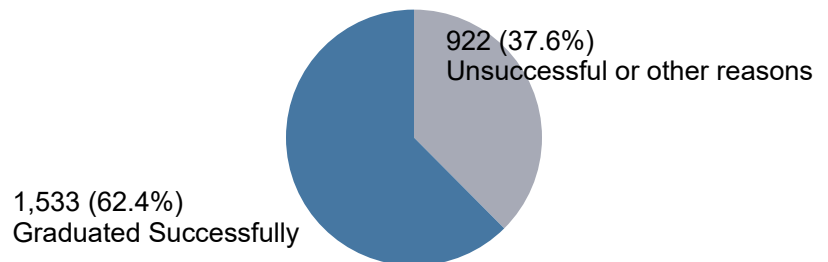
2016 Problem Solving Courts

2,490 Admissions

Adult Drug Court	1,239
DUI Court	443
Adult Mental Health Court	364
Veterans Court	245
Juvenile Drug Court	103
Family Drug Court	32
Other	64

2,364 Discharges

Of All Court Participants Discharged:



Discharge Reason

	Graduated Successfully	Unsuccessful Due To New Offense	Unsuccessful Termination (not due to new offense)	Voluntarily Withdrew	Bench Warrant	Other	Total Discharges
Adult Drug Court	683 (58.9%)	76 (6.6%)	279 (24.1%)	54 (4.7%)	17 (1.5%)	51 (4.4%)	1,160 (100.0%)
DUI Court	321 (78.3%)	18 (4.4%)	42 (10.2%)	4 (1.0%)	3 (0.7%)	22 (5.4%)	410 (100.0%)
Adult Mental Health Court	215 (56.3%)	34 (8.9%)	83 (21.7%)	9 (2.4%)	1 (0.3%)	40 (10.5%)	382 (100.0%)
Veterans Court	199 (73.7%)	16 (5.9%)	25 (9.3%)	9 (3.3%)	2 (0.7%)	19 (7.0%)	270 (100.0%)
Juvenile Drug Court	52 (48.6%)	8 (7.5%)	25 (23.4%)	4 (3.7%)	15 (14.0%)	3 (2.8%)	107 (100.0%)
Family Drug Court	12 (24.0%)	3 (6.0%)	13 (26.0%)	15 (30.0%)		7 (14.0%)	50 (100.0%)
Other	51 (67.1%)	3 (3.9%)	20 (26.3%)	1 (1.3%)		1 (1.3%)	76 (100.0%)

Pennsylvania Statewide Common Pleas Caseload Statistics

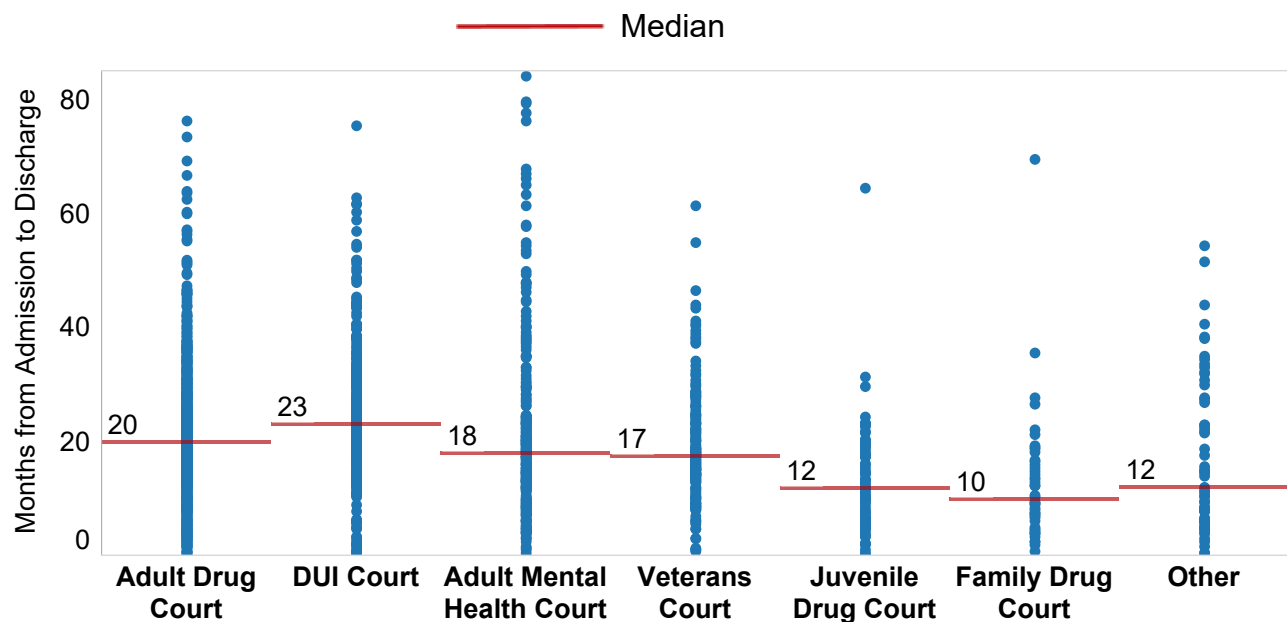
2016 Population Estimate: 12,784,227
No. of Common Pleas Judgeships: 451

2016 Problem Solving Courts

Months from Admission to Discharge

	0-6 Months	7-12 Months	13-18 Months	19-24 Months	25-30 Months	31-36 Months	Over 36 Months	Grand Total
Adult Drug Court	109 (9.4%)	165 (14.2%)	311 (26.8%)	237 (20.4%)	175 (15.1%)	84 (7.2%)	79 (6.8%)	1,160 (100.0%)
DUI Court	29 (7.1%)	18 (4.4%)	108 (26.3%)	110 (26.8%)	57 (13.9%)	40 (9.8%)	48 (11.7%)	410 (100.0%)
Adult Mental Health Court	36 (9.4%)	76 (19.9%)	99 (25.9%)	93 (24.3%)	25 (6.5%)	11 (2.9%)	42 (11.0%)	382 (100.0%)
Veterans Court	19 (7.0%)	50 (18.5%)	105 (38.9%)	47 (17.4%)	29 (10.7%)	6 (2.2%)	14 (5.2%)	270 (100.0%)
Juvenile Drug Court	29 (27.1%)	35 (32.7%)	23 (21.5%)	17 (15.9%)	1 (0.9%)	1 (0.9%)	1 (0.9%)	107 (100.0%)
Family Drug Court	16 (32.0%)	15 (30.0%)	10 (20.0%)	5 (10.0%)	2 (4.0%)	1 (2.0%)	1 (2.0%)	50 (100.0%)
Other	26 (34.2%)	16 (21.1%)	6 (7.9%)	8 (10.5%)	5 (6.6%)	9 (11.8%)	6 (7.9%)	76 (100.0%)

Months from Admission to Discharge



Note: Each dot represents a participant who was discharged and shows the number of months the participant stayed in the program. Dots can overlap.