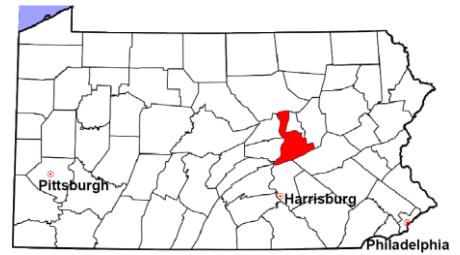


Northumberland County

2016 Population Estimate: 92,541

Class of County: 5th

No. of Common Pleas Court Judgeships: 3



2016 Criminal No. of Cases

Cases Pending 1/1/2016 598

New Cases Filed in 2016 1,383

Reopened Cases 85

Cases Available for Processing 2,066

Processed by:

Withdrawn/Dismissed	48	3.8%
Diversionsary Disposition*	148	11.7%
Guilty Plea	899	71.0%
Non-Jury Trial	3	0.2%
Jury Trial	12	0.9%
Inactive	145	11.5%
Other	11	0.9%
Total Cases Processed	1,266	100.0%

Cases Pending 12/31/2016 800

Cases Awaiting Sentencing 110

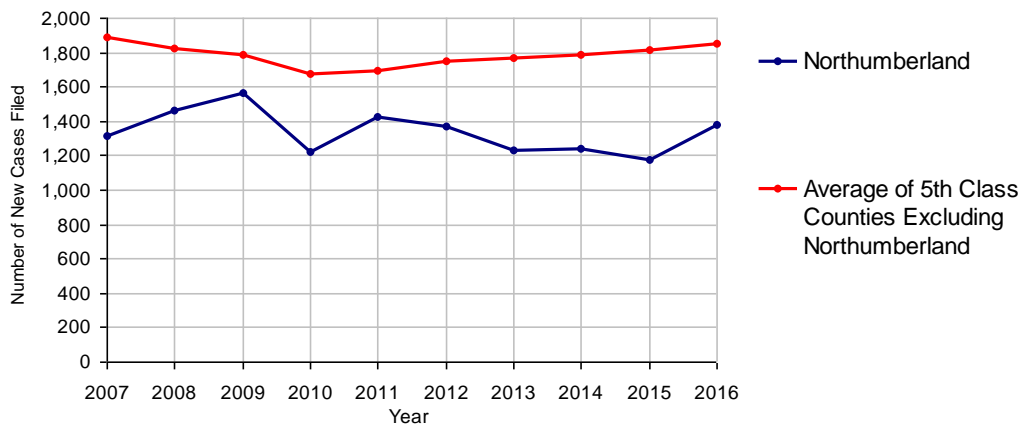
Data provided by CPCMS

* Includes other diversionary programs such as Veterans Court.

Age of Pending Cases as of 12/31/2016

0-60 Days	193	24.1%
61-120 Days	179	22.4%
121-180 Days	94	11.8%
181-240 Days	101	12.6%
241-300 Days	80	10.0%
301-360 Days	45	5.6%
Over 360 Days	108	13.5%
Total	800	100.0%

Criminal New Cases Filed, 2007-2016



Northumberland County

2016 Population Estimate: 92,541
 Class of County: 5th
 No. of Common Pleas Judgeships: 3

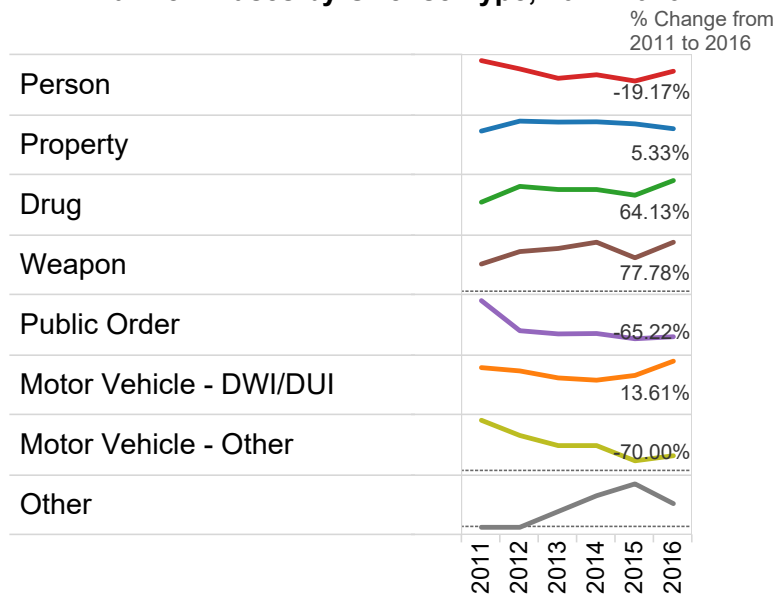


2016 Criminal - New Cases by Offense Type

Case Type	Felony	Misdemeanor	Summary	Total	
Person	93	122	0	215	15.5%
Property	173	163	0	336	24.3%
Drug	140	162	0	302	21.8%
Weapon	9	7	0	16	1.2%
Public Order	33	63	0	96	6.9%
Motor Vehicle - DWI/DUI	0	409	0	409	29.6%
Motor Vehicle - Other	0	3	0	3	0.2%
Other	6	0	0	6	0.4%
Total	454	929	0	1,383	100.0%
	32.8%	67.2%	0.0%	100.0%	

Data provided by CPCMS

Criminal New Cases by Offense Type, 2011-2016

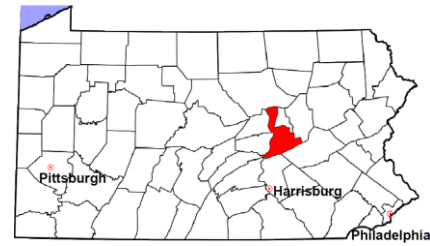


Northumberland County

2016 Population Estimate: 92,541

Class of County: 5th

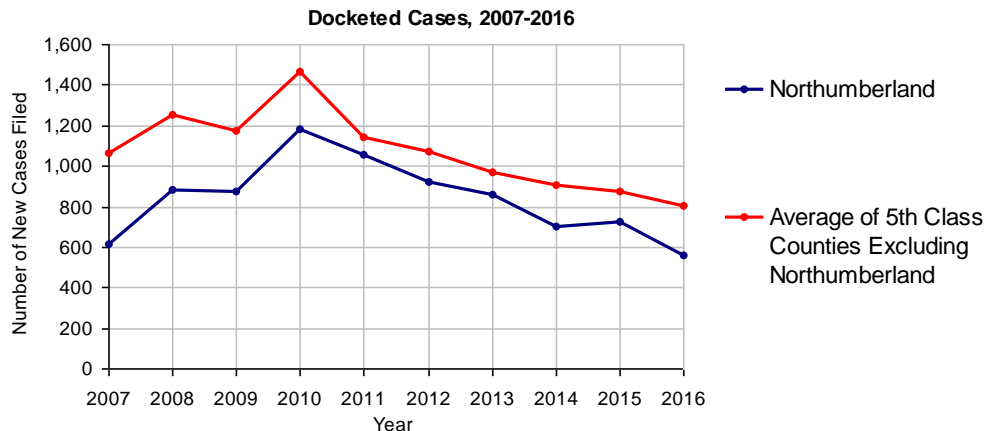
No. of Common Pleas Court Judgeships: 3



2016 Civil	Civil Action	Other	Total
Cases Pending 1/1/2016	573	615	1,188
Docketed Cases	359	199	558
Arbitration Appeals	2	0	2
Transferred In	1	0	1
Returned to Active	0	0	0
Cases Available for Processing	935	814	1,749
Processed By:			
Default Judgments	101	129	230
Cases Decided by Arbitration Board	1	0	1
Dispositive Motions	0	0	0
Settlements	6	0	6
Moved to Inactive Status	1	0	1
Transferred/Withdrawn	1	2	3
Dismissed/Discontinued	267	94	361
Administrative Purge	60	82	142
Other	3	0	3
Jury Trial	0	0	0
Non-Jury Trial	0	0	0
Total Cases Processed	440	307	747
Cases Pending 12/31/2016	495	507	1,002

Age of Pending Cases as of 12/31/2016 (Civil Action Only)

0-6 months	315	63.6%
7-12 months	43	8.7%
13-18 months	61	12.3%
19-24 months	36	7.3%
25-30 months	29	5.9%
31-36 months	10	2.0%
37-42 months	0	
43-48 months	0	
49-54 months	0	
55-60 months	1	0.2%
61-66 months	0	
67-72 months	0	
Over 72 months	0	
Total	495	100.0%



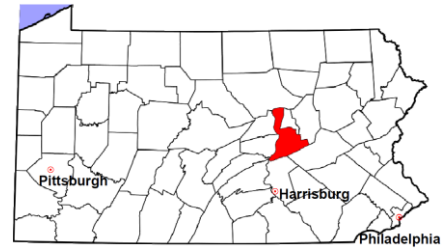
Note: Prior to June 2010, docketed cases under the "Other" category were not reported. The inclusion of these cases starting from June 2010 may contribute to an increase in docketed cases from 2009 to 2010.

Northumberland County

2016 Population Estimate: 92,541

Class of County: 5th

No. of Common Pleas Court Judgeships: 3



2016 Civil - Docketed Cases Listed by Case Type

TORT	78	14.0%	REAL PROPERTY	169	30.3%
<i>(does not include mass tort)</i>			Ejectment*	8	
Intentional	2		Eminent Domain/Condemnation*	7	
Malicious Prosecution	0		Ground Rent	0	
Motor Vehicle	36		Landlord/Tenant Dispute	2	
Nuisance	0		Mortgage Foreclosure:		
Premise Liability	14		Residential*	134	
Product Liability	1		Commercial*	5	
Slander/Libel/Defamation	1		Partition of Real Property*	2	
Other	24		Quiet Title*	1	
MASS TORT	0		Other*	10	
Asbestos	0		CIVIL APPEALS	9	1.6%
Tobacco	0		<i>- Administrative Agencies</i>		
Toxic Tort - DES	0		Board of Assessment*	0	
Toxic Tort - Implant	0		Board of Elections*	0	
Toxic Waste	0		Dept. of Transportation*	5	
Other	0		Zoning Board*	2	
PROFESSIONAL LIABILITY	10	1.8%	Statutory Appeal - Other*	1	
Dental	1		Other*	1	
Legal	1		MISCELLANEOUS	23	4.1%
Medical Malpractice	3		Common Law/		
Other	5		Statutory Arbitration*	0	
CONTRACT	269	48.2%	Declaratory Judgment*	0	
<i>(does not include judgments)</i>			Mandamus*	1	
Buyer Plaintiff	13		Non-Domestic Relations		
Debt Collection: Credit Card	116		Restraining Order*	13	
Debt Collection: Other	112		Quo Warranto*	0	
Employment Dispute: Discrimination	0		Replevin*	2	
Employment Dispute: Other	1		Other*	7	
Other	27		TOTAL DOCKETED CASES:	558	100.0%

Of the Docketed Cases:

Pro Se Filings:	19	3.4%	Class Action Suits	2	0.4%	MDJ Appeals:	14	2.5%
-----------------	----	------	--------------------	---	------	--------------	----	------

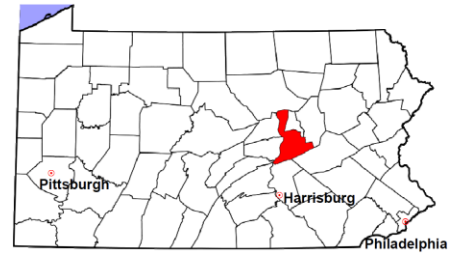
* Civil Other

Northumberland County

2016 Population Estimate: 92,541

Class of County: 5th

No. of Common Pleas Court Judgeships: 3



2016 Protection From Abuse

**No. of
Petitions**

Cases Pending 1/1/2016

13

New Cases Filed in 2016

378

Of these, Petitions Requesting Temporary Orders: 378 (100.0%)

Temporary Orders DENIED: 86 (22.8%), Temporary Orders GRANTED: 292 (77.2%)

Cases Available for Processing

391

Processed By:

Temporary Order DENIED After Ex Parte Hearing and No Evidentiary Hearing Scheduled	89	23.1%
--	----	-------

Temporary Order DISMISSED After Evidentiary Hearing and No Final Order Entered	66	17.1%
--	----	-------

Final Order DENIED After Evidentiary Hearing Before a Judge or a Judicial Officer	30	7.8%
---	----	------

Final Order GRANTED After Evidentiary Hearing Before a Judge or a Judicial Officer	107	27.8%
--	-----	-------

Plaintiff Did Not Appear For Evidentiary Hearing	28	7.3%
--	----	------

Final Order by STIPULATION OR AGREEMENT Between the Parties	22	5.7%
---	----	------

Petition WITHDRAWN by Plaintiff	43	11.2%
---------------------------------	----	-------

TRANSFERRED to Another Jurisdiction	0	
-------------------------------------	---	--

Other	0	
-------	---	--

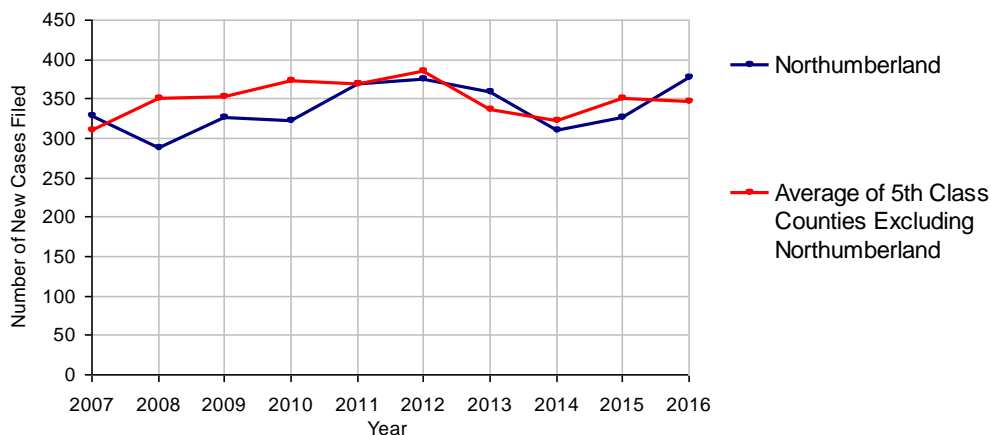
Cases Processed

385 100.0%

Cases Pending 12/31/2016

6

PFA New Cases Filed, 2007-2016

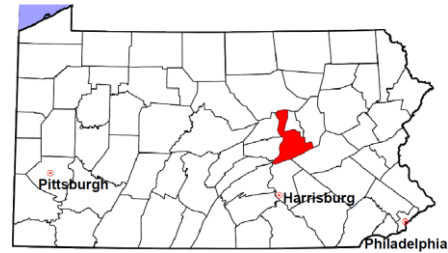


Northumberland County

2016 Population Estimate: 92,541

Class of County: 5th

No. of Common Pleas Court Judgeships: 3



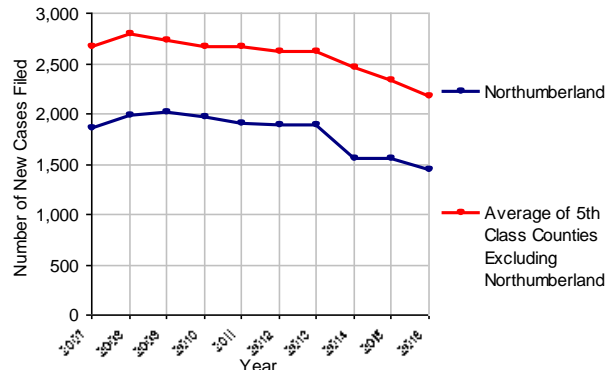
2016 Spousal & Child Support	No. of Petitions
Cases Pending 1/1/2016	191
New Cases Filed in 2016	1,449
Dockets Transferred In (+)	22
Dockets Transferred Out (-)	31
Cases Available for Processing	1,631
Processed By:	
Judge	46 3.3%
Intake Officer	1,337 94.8%
Hearing Officer	27 1.9%
Other	0
Cases Processed	1,410 100.0%
Cases Pending 12/31/2016	221

Data provided by PACSES

2016 Paternity	No. of Cases
Acknowledgements Filed:	
Non-Domestic Relations Section	161 89.4%
During Conference	17 9.4%
Non-Stipulated (post genetic test)	1 0.6%
Pre-Trial Conference	1 0.6%
Total	180 100.0%
Established:	
Stipulated by Genetic Tests	41 52.6%
Default - Father Failed to Appear	8 10.3%
Adjudication by Court Proceeding	0
Out of State	29 37.2%
Total	78 100.0%
Cases Pending 12/31/2016	31

Data provided by PACSES

Spousal & Child Support New Cases Filed, 2007-2016



DEFINITIONS:

ACKNOWLEDGEMENTS FILED:

NON-DOMESTIC RELATIONS SECTION: The voluntary Acknowledgement of Paternity by the alleged father.

DURING CONFERENCE: The alleged father signed the Acknowledgement of Paternity-Waiver of Trial (PE-010) at the initial child support conference.

NON-STIPULATED (POST GENETIC TEST): The alleged father signed the Acknowledgement of Paternity-Waiver of Trial after genetic tests were conducted and resulted in the alleged father being determined to be the biological father.

PRE-TRIAL CONFERENCE: The alleged father signed the Acknowledgement of Paternity-Waiver of Trial at the pre-trial conference.

ESTABLISHED:

STIPULATED BY GENETIC TESTS: The alleged father requested genetic tests and signed a stipulation that if the test results had a 99% or higher probability of paternity then the alleged father would be stipulated as the biological father of the child.

DEFAULT - FATHER FAILED TO APPEAR: The alleged father failed to appear after being served for either a support conference, hearing, or genetic test and a default paternity order was entered by the court.

ADJUDICATION BY COURT PROCEEDING: The alleged father was determined to be the biological father of the child through a court proceeding.

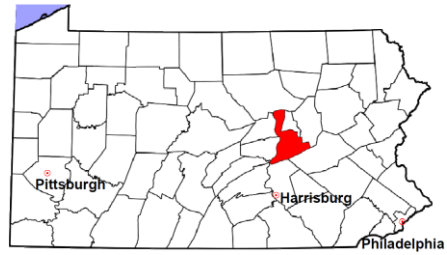
OUT OF STATE: Paternity was established in another state, "Out of state only".

Northumberland County

2016 Population Estimate: 92,541

Class of County: 5th

No. of Common Pleas Court Judgeships: 3



2016 Custody/Partial Custody/Visitation

No. of
Petitions

Cases Pending 1/1/2016

98

New Cases Filed in 2016

494

Cases Available for Processing

592

Processed By:

Judge

252

44.9%

Non-Judicial Officer

202

36.0%

Other

107

19.1%

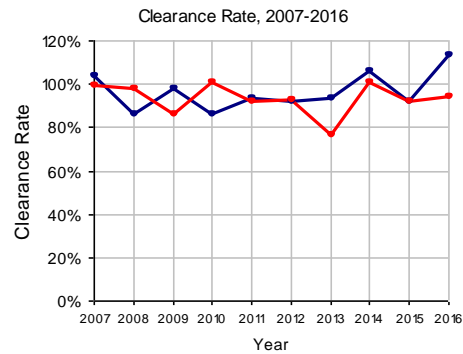
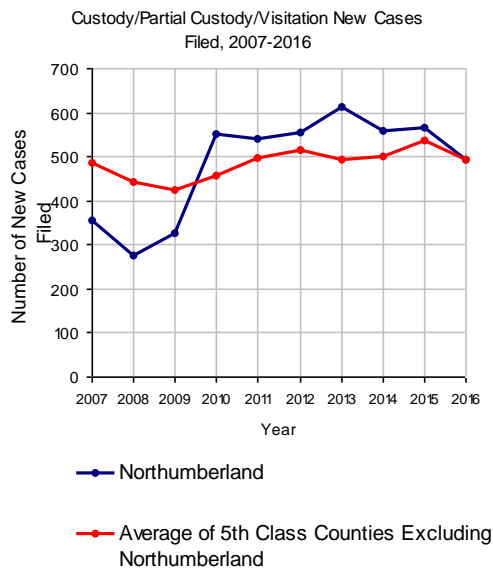
Cases Processed

561

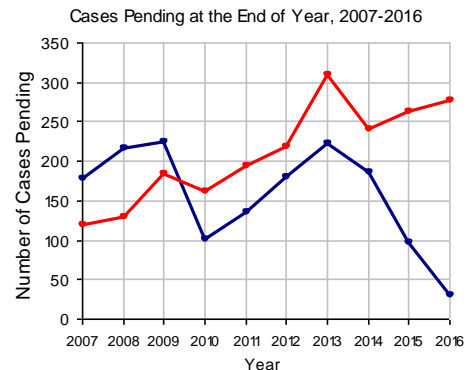
100.0%

Cases Pending 12/31/2016

31



Note: Clearance Rate = Cases Processed / New Cases Filed

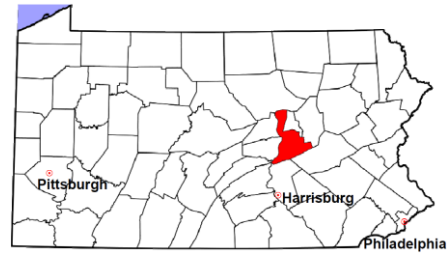


Northumberland County

2016 Population Estimate: 92,541

Class of County: 5th

No. of Common Pleas Court Judgeships: 3



2016 Divorce

No. of Petitions

Cases Pending 1/1/2016

638

New Cases Filed in 2016

286

Cases Available for Processing

924

Processed By:

Contested Before a Judge

31

9.7%

Contested Before a Master

29

9.1%

Uncontested

240

75.2%

Other

19

6.0%

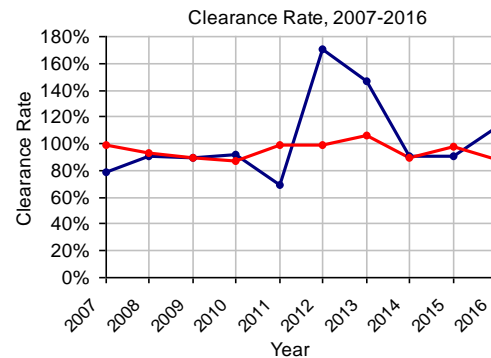
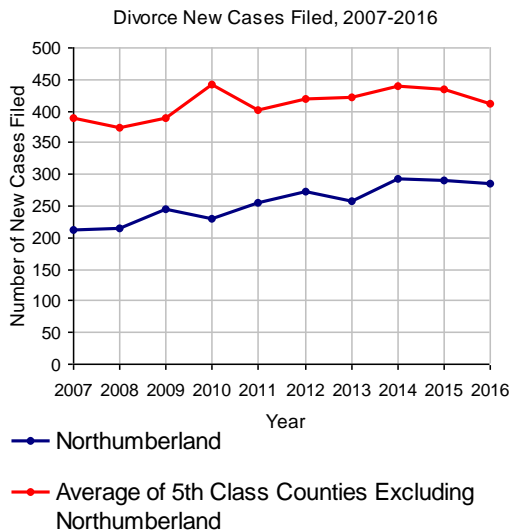
Cases Processed

319

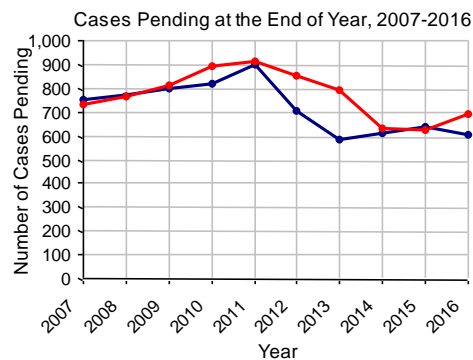
100.0%

Cases Pending 12/31/2016

605



Note: Clearance Rate = Cases Processed / New Cases Filed

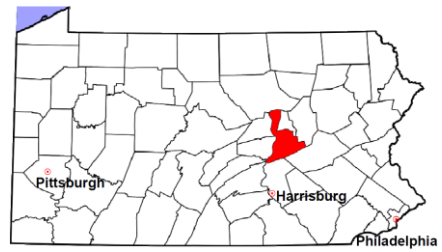


Northumberland County

2016 Population Estimate: 92,541

Class of County: 5th

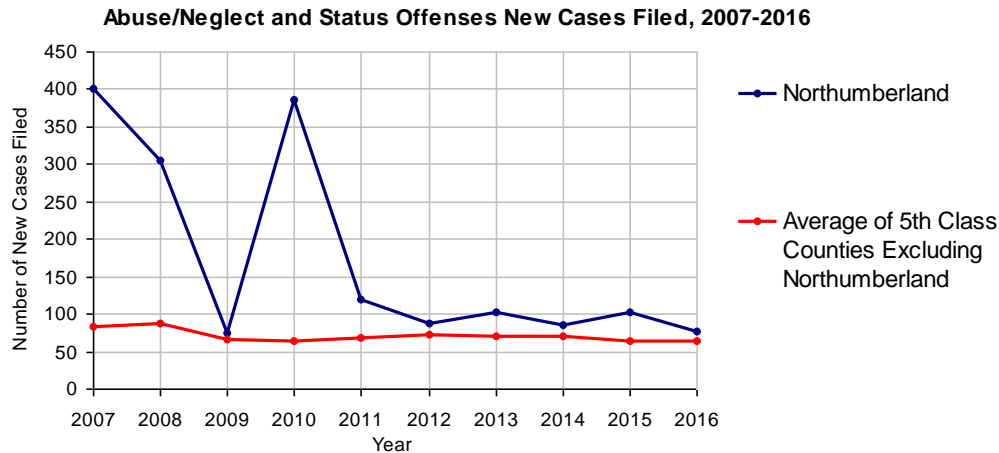
No. of Common Pleas Court Judgeships: 3



2016 Juvenile Dependency - Petitions Pending Adjudication

	Abuse/ Neglect	Status Offenses	Total
Cases Pending 1/1/2016	4	0	4
New Petitions Filed in 2016	77	0	77
Other	28	0	28
Total Petitions Available for Processing	109	0	109
Processed by:			
Adjudicated Dependent			
Judge	91	0	91
Master	0	0	0
Adjudicated NOT Dependent			
Judge	5	0	5
Master	0	0	0
Withdrawn/Dismissed/Inactive	6	0	6
Other	0	0	0
Total Petitions Processed	102	0	102
Cases Pending 12/31/2016	7	0	7

Data provided by CPCMS



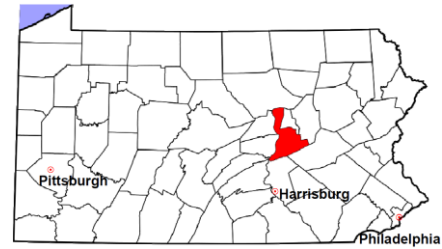
Note: (1) Prior to 2011, dependency data were collected manually. Starting from 2011, dependency data were provided by CPCMS. (2) A sharp increase or decrease may reflect changes in practice or counting methods.

Northumberland County

2016 Population Estimate: 92,541

Class of County: 5th

No. of Common Pleas Court Judgeships: 3



2016 Juvenile Dependency - Adjudicated Dependent Inventory

	Abuse/ Neglect	Status Offenses	Total
Cases Pending 1/1/2016	196	3	199
New Adjudicated Dependent Cases	91	0	91
Other	0	0	0
Total Adjudicated Dependent Cases	287	3	290

Court Supervision Terminated:

Family Reunification	46	55.4%	1	100.0%	47	56.0%
Adoption	18	21.7%	0		18	21.4%
Placement with a Relative/Guardian	13	15.7%	0		13	15.5%
Aged Out	4	4.8%	0		4	4.8%
Other Permanency Outcomes*	0		0		0	
Other**	2	2.4%	0		2	2.4%

Total Adjudicated Dependent Cases Terminated	83	100.0%	1	100.0%	84	100.0%
Cases Pending 12/31/2016	204		2		206	

Data provided by CPCMS

* Other Permanency Outcomes include: adjudicated delinquent, death due to natural causes, emancipation, permanent living arrangement, and parent has come forward.

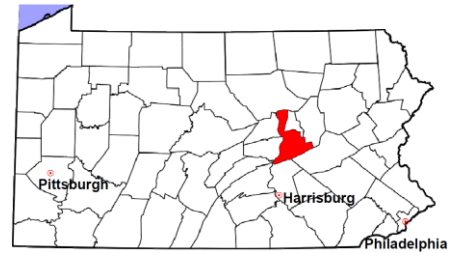
** Other includes cases where court supervision is terminated due to transfer out of jurisdiction, withdrawal and administrative closure.

Northumberland County

2016 Population Estimate: 92,541

Class of County: 5th

No. of Common Pleas Court Judgeships: 3

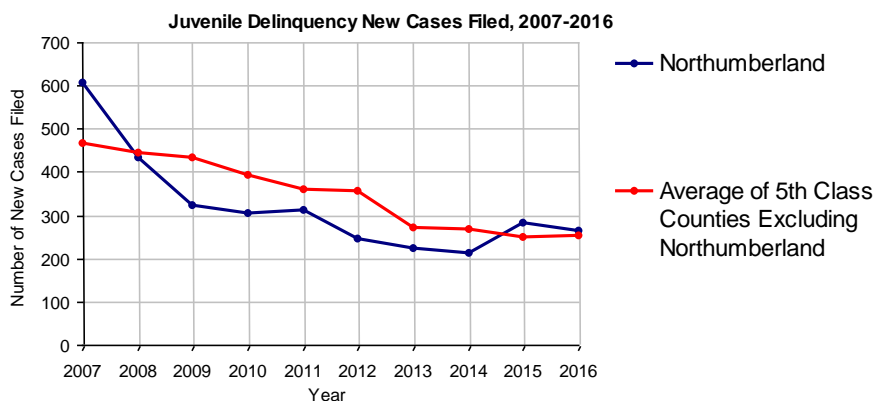


2016 Juvenile Delinquency - Cases Pending Disposition

Begin Pending	128
New Cases	264
Consent Decree Revoked	0
Informal Adjustment Program Revoked	0
Alternative Program Revoked	0
Warrant Returned	1
Other	3
Total Cases Available for Disposition	396
Warrant Issued	1
Disposed by:	
Adjudicated Delinquent by a Judge	67
Adjudicated Delinquent by a Juvenile Court Hearing Officer	0
Consent Decree Entered	23
Informal Adjustment Program Entered	103
Warned and Counseled (Pre-Petition)	4
Dismissed/Withdrawn/Transferred	16
Transferred to Criminal Court	3
Other	13
Total Cases Disposed	229
End Pending	166

In this first year of automated statewide data, the "Other" disposition categories include some administrative closures necessitated by the migration of data from legacy systems. These categories will decrease over time as fewer administrative corrections are needed.

Data provided by CPCMS

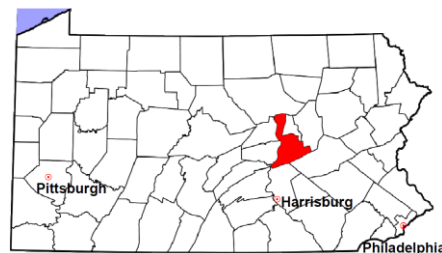


Northumberland County

2016 Population Estimate: 92,541

Class of County: 5th

No. of Common Pleas Court Judgeships: 3



2016 Juvenile Delinquency - Formal Dispositions

Begin Pending	152
Adjudicated Delinquent by a Judge	67
Adjudicated Delinquent by a Juvenile Court Hearing Officer	0
Warrant Returned	0
Other	4
Total Adjudicated Delinquent Cases	223
Warrant Issued	0
Court Supervision Terminated:	
Conditions Satisfied	23
Compelling Reasons	18
Reached Age 21	0
Transferred to Another Juvenile Court	0
Other	12
Total Adjudicated Delinquent Cases Terminated	53
End Pending	170

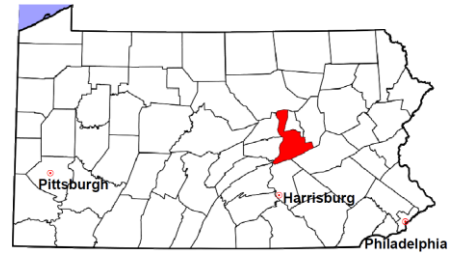
Data provided by CPCMS

Northumberland County

2016 Population Estimate: 92,541

Class of County: 5th

No. of Common Pleas Court Judgeships: 3

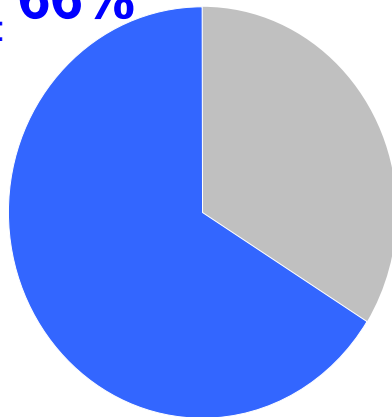


2016 Juvenile Delinquency - Informal Dispositions

Pending Consent Decrees	30
Pending Informal Adjustments	331
New Consent Decrees	23
New Informal Adjustments	103
Warrant Returned	0
Other	67
Cases Informally Disposed	554
Warrant Issued	0
Terminated by:	
Consent Decree Completed	0
Informal Adjustment Completed	20
Consent Decree Revoked	0
Informal Adjustment Program Revoked	0
Other	34
Total Informally Disposed Cases Terminated	54
End Pending	500

Data provided by CPCMS

Informal Dispositions: **66%**



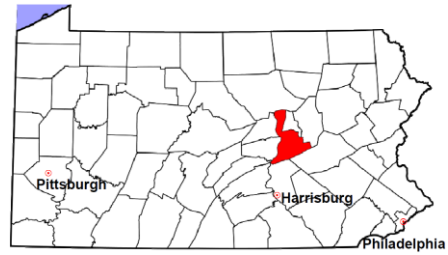
Delinquency Cases are disposed either formally, at a proceeding held before a judge or hearing officer, or informally without a proceeding. Informal dispositions include informal adjustments supervised by a juvenile probation officer; consent decrees agreed upon with the District Attorney after a petition is filed; or other pre-petition process by the juvenile probation department. In Pennsylvania, the majority of cases processed are informally disposed and supervised for a period of six months or less.

Northumberland County

2016 Population Estimate: 92,541

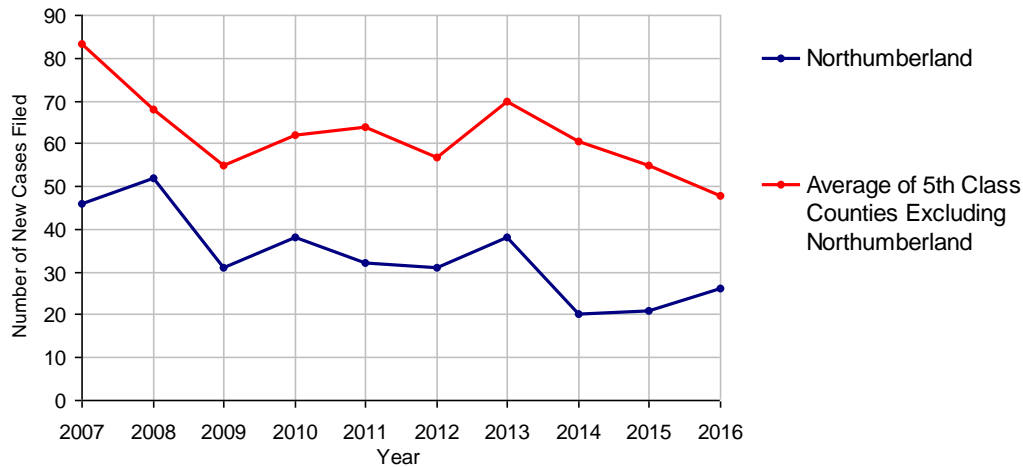
Class of County: 5th

No. of Common Pleas Court Judgeships: 3



2016 Accounts	No. of Cases	
Cases Pending 1/1/2016	3	
New Cases Filed in 2016	26	
Cases Available for Processing	29	
Processed By:		
Contested before a Judge	0	
Contested before a Non-Judicial Officer	0	
Uncontested	25	96.2%
Other	1	3.8%
Cases Processed	26	100.0%
Cases Pending 12/31/2016	3	

Accounts New Cases Filed, 2007-2016

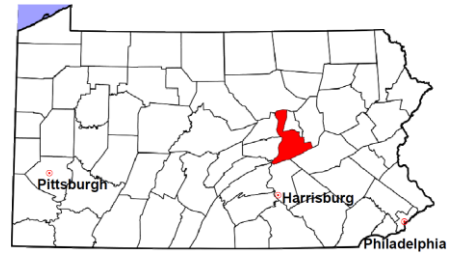


Northumberland County

2016 Population Estimate: 92,541

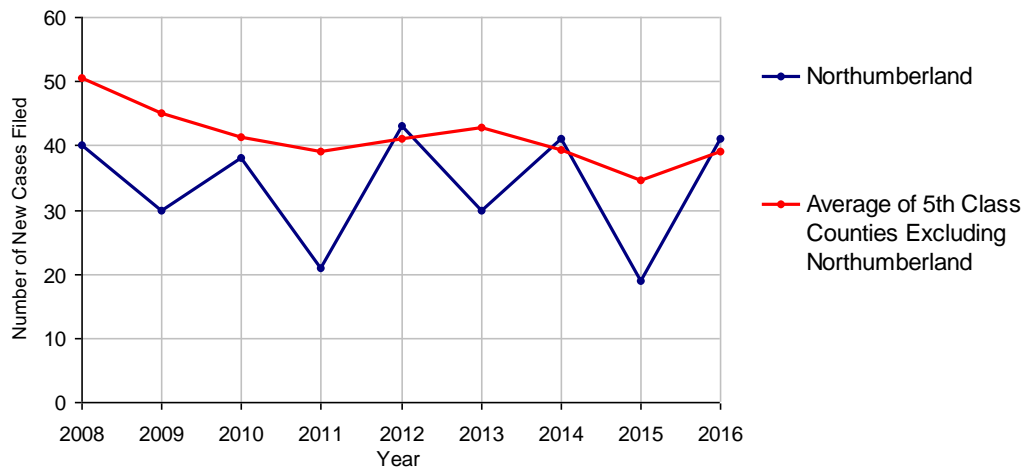
Class of County: 5th

No. of Common Pleas Court Judgeships: 3



2016 Adoptions		No. of Cases	
Cases Pending 1/1/2016		8	
New Cases Filed in 2016		41	
Cases Available for Processing		49	
Processed By:			
Contested before a Judge	Granted	0	
	Denied	0	
Uncontested	Granted	49	100.0%
	Denied	0	
Other		0	
Cases Processed		49	100.0%
Cases Pending 12/31/2016		0	

Adoptions New Cases Filed, 2008-2016



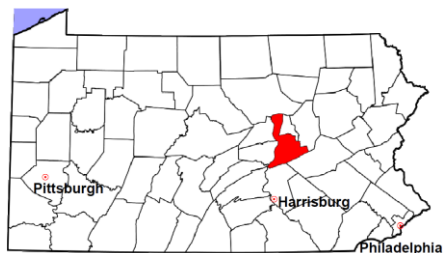
Note: Prior to 2008, each petition was counted as one new case, regardless of the number of children listed on the petition. Starting in 2008, each child listed on a petition is counted as a separate case. Therefore, statistics since 2008 should not be compared to statistics prior to 2008.

Northumberland County

2016 Population Estimate: 92,541

Class of County: 5th

No. of Common Pleas Court Judgeships: 3



2016 Relinquishments/Terminations

**No. of
Cases**

Cases Pending 1/1/2016

23

New Cases Filed in 2016

80

Cases Available for Processing

103

Processed By:

Contested before a Judge

0

Uncontested

54

100.0%

Other

0

Cases Processed

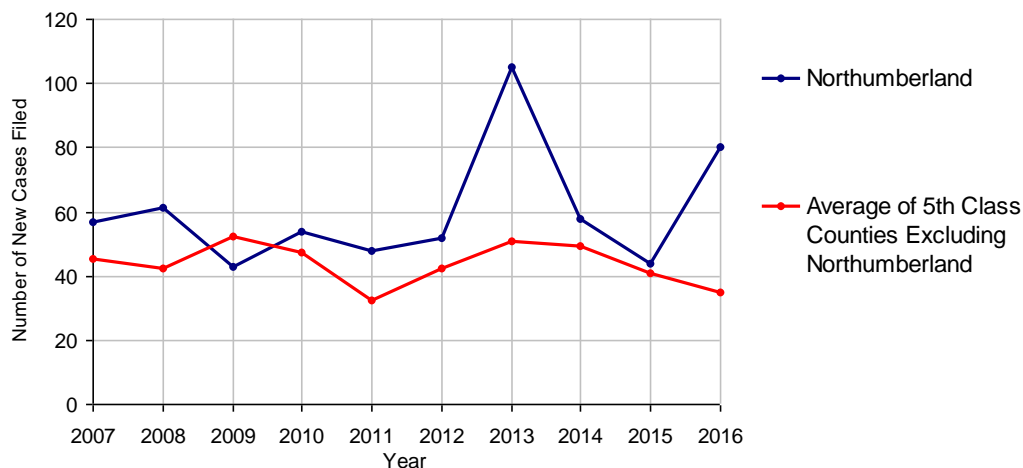
54

100.0%

Cases Pending 12/31/2016

49

Relinquishments/Terminations New Cases Filed, 2007-2016

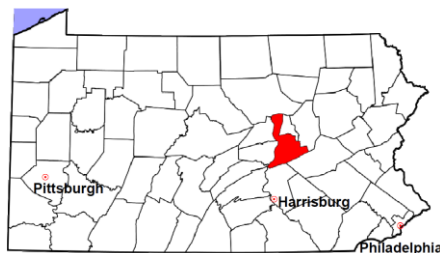


Northumberland County

2016 Population Estimate: 92,541

Class of County: 5th

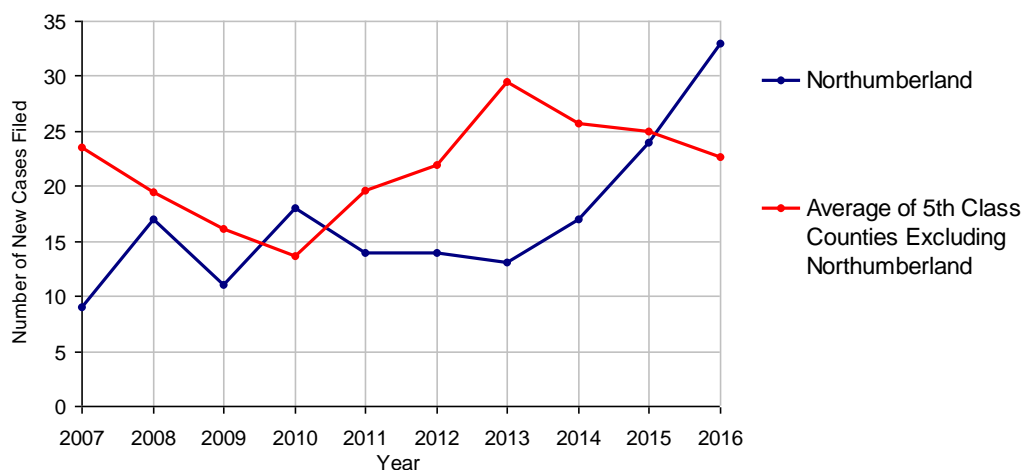
No. of Common Pleas Court Judgeships: 3



2016 Appointment of Guardians

	No. of Cases	
Cases Pending 1/1/2016	4	
New Cases Filed in 2016	33	
Cases Available for Processing	37	
Processed By:		
Contested before a Judge	0	
Uncontested	30	88.2%
Other	4	11.8%
Cases Processed	34	100.0%
Cases Pending 12/31/2016	3	

Appointment of Guardians New Cases Filed, 2007-2016

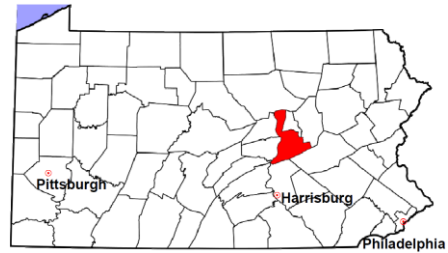


Northumberland County

2016 Population Estimate: 92,541

Class of County: 5th

No. of Common Pleas Court Judgeships: 3



2016 Jury Yield and Utilization

Jury Yield

Qualification Questionnaires/Summonses Mailed:	2,555	A		
Returned Undeliverable:	172	B	6.7%	
Not Responded to:	154	C	6.0%	
the Number of Prospective Jurors:				
Disqualified:	0	D		
Exempted:	35	E	1.4%	
Excused:	152	F	5.9%	
Deferred to New Term:	884	G	34.6%	
Deferred from Previous Term:	733	H	28.7%	
Total Number of Qualified Jurors Available for Service:	1,891	I	74.0%	
$I = A - B - C - D - E - F - G + H$				

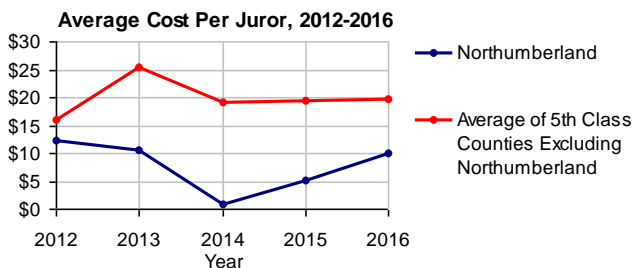
Of Qualification Questionnaires/Summonses Mailed

Jury Utilization

the Number of Jurors:				
Reporting for Service:	962	50.9%	Of Jurors Qualified and Available	
Told Not to Report for Service:	350	18.5%		
Sent to Courtroom for Jury Selection (Voir Dire):	700	72.8%	Of Jurors Reporting for Service	
Utilized in incomplete jury selection:	378	39.3%		
Impaneled or Sworn (jurors/alternates):	189	19.6%		
Removed for Cause/Hardship:	37			
Removed by Peremptory Challenge:	52			


Jury Costs

Total Annual Budget for Juror Operations:	\$25,348.00	J
Average Cost Per Juror:	\$9.92	K
$K = J/A$		



Northumberland County

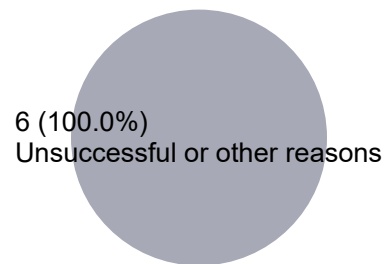
2016 Problem Solving Courts

 **53** Admissions

Adult Drug Court	35
Behavioral Health Court	4
DUI Court	8
Veterans Court	6

6 Discharges 

Of All Court Participants Discharged:



Discharge Reason

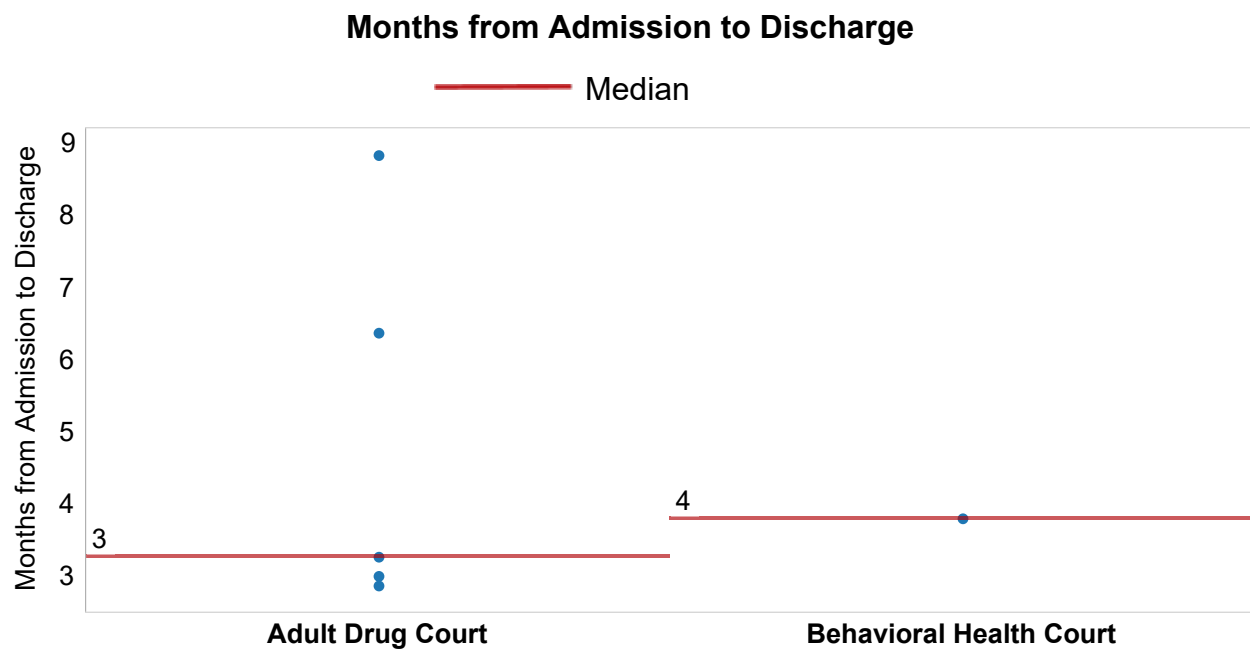
	Unsuccessful Termination (not due to new offense)	Bench Warrant	Total Discharges
Adult Drug Court	4 (80.0%)	1 (20.0%)	5 (100.0%)
Behavioral Health Court	1 (100.0%)		1 (100.0%)

Northumberland County

2016 Problem Solving Courts

Months from Admission to Discharge

	0-6 Months	7-12 Months	Grand Total
Adult Drug Court	4 (80.0%)	1 (20.0%)	5 (100.0%)
Behavioral Health Court	1 (100.0%)		1 (100.0%)



Note: Each dot represents a participant who was discharged and shows the number of months the participant stayed in the program. Dots can overlap.