

Pennsylvania Statewide Common Pleas Caseload Statistics

2014 Population Estimate: 12,787,209

No. of Common Pleas Court Judgeships: 451

2014 Criminal No. of Cases

Cases Pending 1/1/2014	81,057 ^(R)
New Cases Filed in 2014	168,435
Reopened Cases	10,621

Cases Available for Disposition 260,113

Disposed by:

Withdrawn/Dismissed	10,735	5.9%
ARD*	33,072	18.3%
Guilty Plea	122,143	67.6%
Non-Jury Trial	4,070	2.3%
Jury Trial	2,047	1.1%
Inactive	7,231	4.0%
Other	1,347	0.7%
Total Cases Disposed	180,645	100.0%

Cases Pending 12/31/2014 79,468

Cases Awaiting Sentencing 7,701



Age of Pending Cases as of 12/31/2014

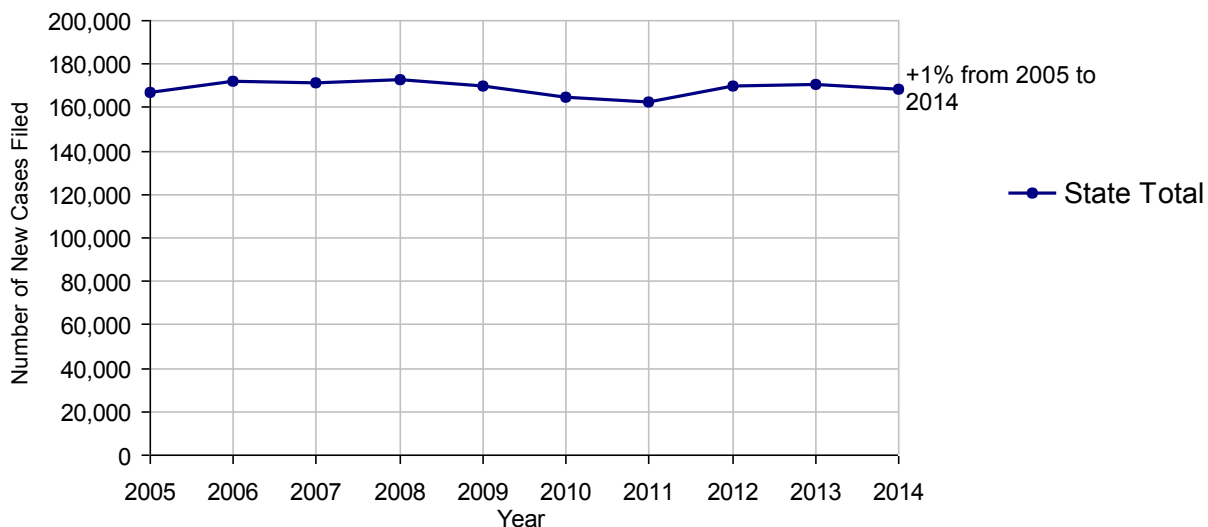
0-60 Days	24,677	31.1%
61-120 Days	19,497	24.5%
121-180 Days	10,275	12.9%
181-240 Days	6,832	8.6%
241-300 Days	4,621	5.8%
301-360 Days	2,900	3.6%
Over 360 Days	10,666	13.4%
Total	79,468	100.0%

(R) - Revised

Data provided by CPCMS

*Includes other diversionary programs such as Veterans Court.

Criminal New Cases Filed, 2005-2014



Pennsylvania Statewide Common Pleas Caseload Statistics

2014 Population Estimate: 12,787,209
No. of Common Pleas Judgeships: 451

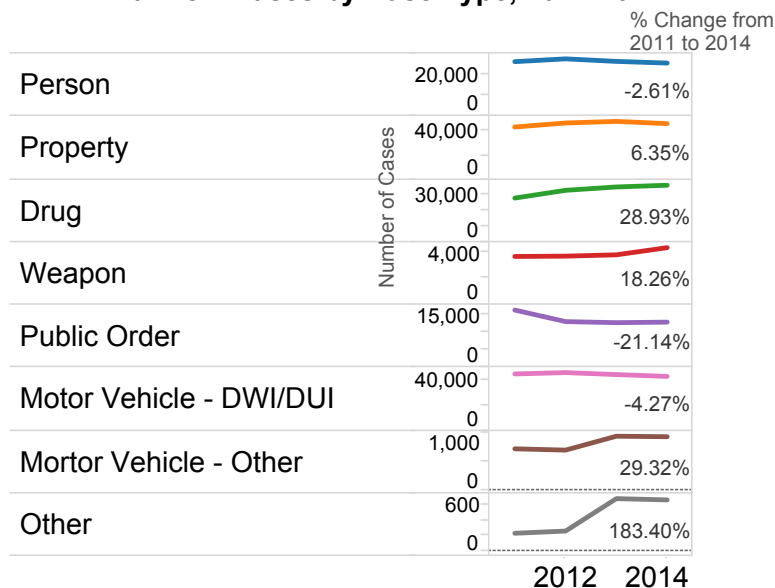


2014 Criminal - New Cases by Case Type

Case Type	Felony	Misdemeanor	Summary/ Ungraded	Total	
Person	13,152	12,051	53	25,256	15.6%
Property	23,914	22,071	199	46,184	27.5%
Drug	16,214	19,865	16	36,095	19.7%
Weapon	3,616	682	9	4,307	2.3%
Public Order	3,598	8,856	164	12,618	8.0%
Motor Vehicle - DWI/DUI	0	42,351	14	42,365	26.2%
Mortor Vehicle - Other	110	794	40	944	0.5%
Other	590	71	5	666	0.3%
Total	61,194	106,741	500	168,435	100.0%
	36.6%	62.9%	0.4%	100.0%	

Data provided by CPCMS

Criminal New Cases by Case Type, 2011-2014



Pennsylvania Statewide Common Pleas Caseload Statistics

2014 Population Estimate: 12,787,209

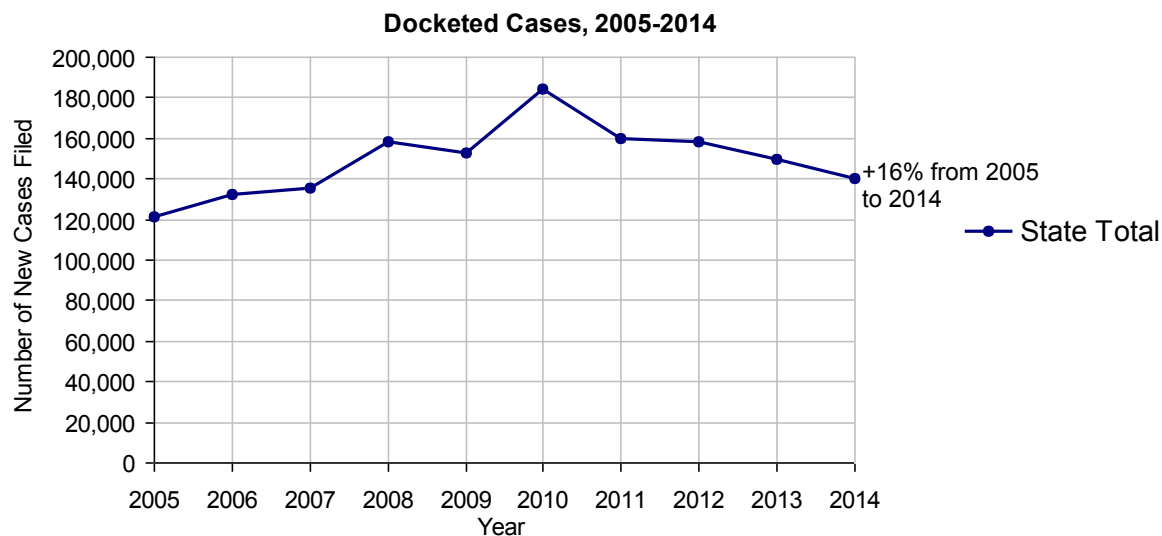
No. of Common Pleas Court Judgeships: 451

2014 Civil	Civil Action	Other	Total
Cases Pending 1/1/2014	165,382 ^(R)	126,750 ^(R)	292,132 ^(R)
Docketed Cases	80,925	59,055	139,980
Arbitration Appeals	2,461	219	2,680
Transferred In	794	158	952
Returned to Active	3,756	2,069	5,825
Cases Available for Processing	253,318	188,251	441,569
Disposed By:			
Default Judgments	17,177	26,309	43,486
Cases Decided by Arbitration Board	5,843	859	6,702
Dispositive Motions	4,294	3,254	7,548
Settlements	25,867	13,965	39,832
Moved to Inactive Status	5,616	1,765	7,381
Transferred/Withdrawn	6,318	3,910	10,228
Administrative Purge	20,916	18,433	39,349
Other	16,917	9,967	26,884
Jury Trial	794	153	947
Non-Jury Trial	1,037	589	1,626
Total Cases Disposed	104,779	79,204	183,983
Cases Pending 12/31/2014	148,539	109,047	257,586

Age of Pending Cases as of 12/31/2014 (Civil Action Only)

0-6 months	38,368	25.8%
7-12 months	25,985	17.5%
13-18 months	15,918	10.7%
19-24 months	12,157	8.2%
25-30 months	10,986	7.4%
31-36 months	10,230	6.9%
37-42 months	8,074	5.4%
43-48 months	9,501	6.4%
49-54 months	10,304	6.9%
55-60 months	3,434	2.3%
61-66 months	753	0.5%
67-72 months	580	0.4%
Over 72 months	2,249	1.5%
Total	148,539	100.0%

(R) - Revised



Note: Prior to June 2010, docketed cases under the "Other" category were not reported. The inclusion of these cases starting from June 2010 may contribute to an increase in docketed cases from 2009 to 2010.

Pennsylvania Statewide Common Pleas Caseload Statistics

2014 Population Estimate: 12,787,209

No. of Common Pleas Court Judgeships: 451

2014 Civil - Docketed Cases Listed by Case Type

TORT 31,749 22.7%

(does not include mass tort)

Intentional	856
Malicious Prosecution	68
Motor Vehicle	18,602
Nuisance	53
Premise Liability	6,432
Product Liability	589
Slander/Libel/Defamation	1,253
Other	3,896

MASS TORT 2,390 1.7%

Asbestos	485
Tobacco	18
Toxic Tort - DES	1
Toxic Tort - Implant	0
Toxic Waste	4
Other	1,882

PROFESSIONAL LIABILITY 2,094 1.5%

Dental	80
Legal	183
Medical Malpractice	1,512
Other	319

CONTRACT 41,743 29.8%

(does not include judgments)

Buyer Plaintiff	975
Debt Collection: Credit Card	15,367
Debt Collection: Other	16,450
Employment Dispute:	
Employment Dispute: Discrimination	116
Employment Dispute: Other	394
Other	8,441

REAL PROPERTY 42,142 30.1%

Ejectment*	3,457
Eminent Domain/Condemnation*	635
Ground Rent	11
Landlord/Tenant Dispute	2,938
Mortgage Foreclosure:	
Residential*	28,905
Commercial*	2,392
Partition of Real Property*	332
Quiet Title*	1,535
Other*	1,937

CIVIL APPEALS 13,599 9.7%

- Administrative Agencies

Board of Assessment*	4,979
Board of Elections*	191
Dept. of Transportation*	5,570
Zoning Board*	383
Statutory Appeal - Other*	419
Other*	2,057

MISCELLANEOUS 6,263 4.5%

Common Law/	
Statutory Arbitration*	152
Declaratory Judgment*	627
Mandamus*	148
Non-Domestic Relations	
Restraining Order*	17
Quo Warranto*	7
Replevin*	534
Other*	4,778

TOTAL DOCKETED CASES: 139,980 100.0%

Of the Docketed Cases:

Pro Se Filings: 7,842 5.6% Class Action Suits: 116 0.1% MDJ Appeals: 5,606 4.0%

* Civil Other

Pennsylvania Statewide Common Pleas Caseload Statistics

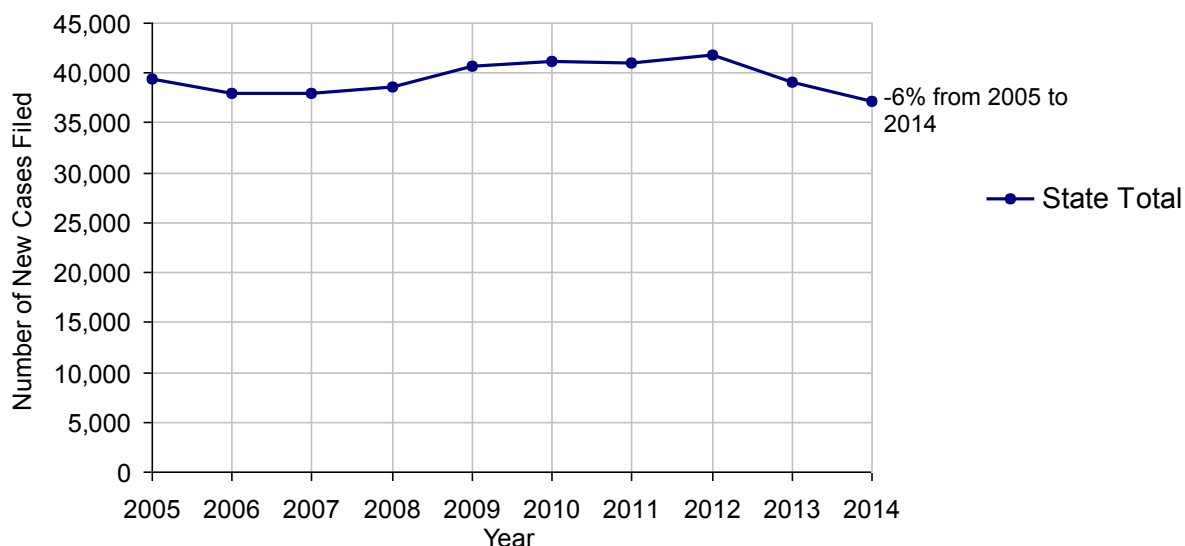
2014 Population Estimate: 12,787,209

No. of Common Pleas Court Judgeships: 451

2014 Protection From Abuse	No. of Petitions	
Cases Pending 1/1/2014	3,860 ^(R)	
New Cases Filed in 2014	37,086	
<i>Of these, Petitions Requesting Temporary Orders: 36,995 (99.8%)</i>		
<i>Temporary Orders DENIED: 4,514 (12.2%), Temporary Orders GRANTED: 32,481 (87.8%)</i>		
Cases Available for Processing	40,946	
Processed By:		
Temporary Order DENIED After Ex Parte Hearing and No Evidentiary Hearing Scheduled	1,306	3.6%
Temporary Order DISMISSED After Evidentiary Hearing and No Final Order Entered	2,023	5.5%
Final Order DENIED After Evidentiary Hearing Before a Judge or a Judicial Officer	1,463	4.0%
Final Order GRANTED After Evidentiary Hearing Before a Judge or a Judicial Officer	5,918	16.2%
Plaintiff Did Not Appear For Evidentiary Hearing	10,599	29.0%
Final Order by STIPULATION OR AGREEMENT Between the Parties	7,127	19.5%
Petition WITHDRAWN by Plaintiff	7,426	20.3%
TRANSFERRED to Another Jurisdiction	16	<0.1%
Other	625	1.7%
Cases Processed	36,503	100.0%
Cases Pending 12/31/2014	4,443	

(R) - Revised

PFA New Cases Filed, 2005-2014



Pennsylvania Statewide Common Pleas Caseload Statistics

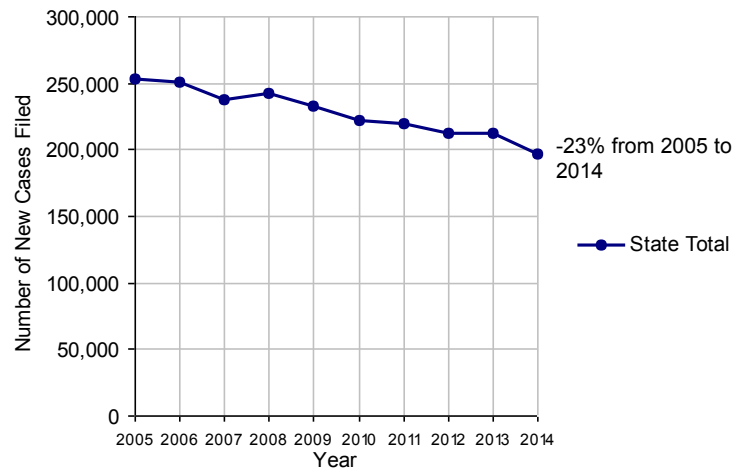
2014 Population Estimate: 12,787,209

No. of Common Pleas Court Judgeships: 451

2014 Spousal & Child Support	No. of Petitions
Cases Pending 1/1/2014	57,760
New Cases Filed in 2014	196,268
Dockets Transferred In (+)	2,787
Dockets Transferred Out (-)	2,613
Cases Available for Processing	254,202
Processed By:	
Judge	7,100 3.7%
Intake Officer	166,921 86.2%
Hearing Officer	19,581 10.1%
Other	86 <0.1%
Cases Processed	193,688 100.0%
Cases Pending 12/31/2014	60,514

Data provided by PACSES

Spousal & Child Support New Cases Filed, 2005-2014



2014 Paternity	No. of Cases
Acknowledged:	
Non-Domestic Relations Section	20,109 76.0%
During Conference	4,995 18.9%
Non-Stipulated (post genetic test)	320 1.2%
Pre-Trial Conference	1,035 3.9%
Total	26,459 100.0%
Established:	
Stipulated	3,667 40.5%
Default	1,610 17.8%
Adjudication	85 0.9%
Non-DRS-Paternity	3,692 40.8%
Total	9,054 100.0%
Cases Pending 12/31/2014	16,681

Data provided by PACSES

DEFINITIONS:

ACKNOWLEDGED:

NON-DOMESTIC RELATIONS SECTION: The voluntary Acknowledgement of Paternity by the alleged father.

DURING CONFERENCE: The alleged father signed the Acknowledgement of Paternity-Waiver of Trial (PE-010) at the initial child support conference.

NON-STIPULATED (POST GENETIC TEST): The alleged father signed the Acknowledgement of Paternity-Waiver of Trial after genetic tests were conducted and resulted in the alleged father being determined to be the biological father.

PRE-TRIAL CONFERENCE: The alleged father signed the Acknowledgement of Paternity-Waiver of Trial at the pre-trial conference.

ESTABLISHED:

STIPULATED: The alleged father requested genetic tests and signed a stipulation that if the test results had a 99% or higher probability of paternity then the alleged father would be stipulated as the biological father of the child.

DEFAULT: The alleged father failed to appear after being served for either a support conference, hearing, or genetic test and a default paternity order was entered by the court.

ADJUDICATION: The alleged father was determined to be the biological father of the child through a court proceeding.

NON-DRS-PATERNITY: Paternity was established in another state, "Out of state only".

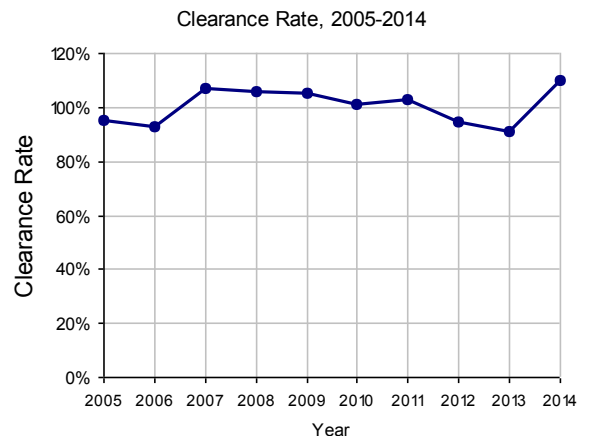
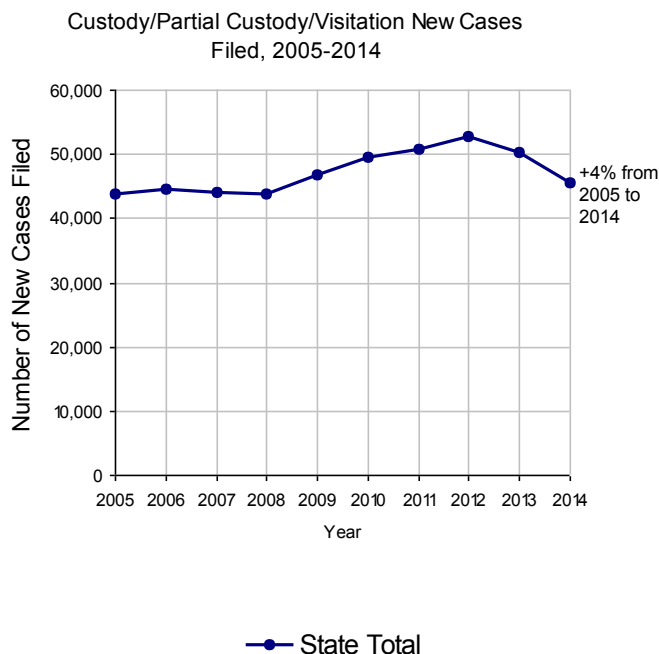
Pennsylvania Statewide Common Pleas Caseload Statistics

2014 Population Estimate: 12,787,209

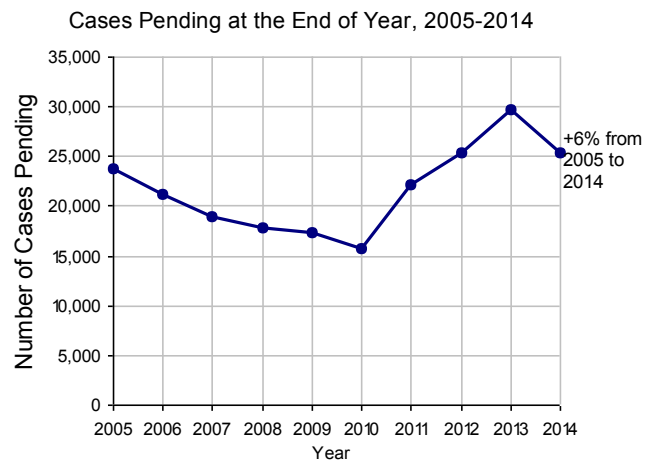
No. of Common Pleas Court Judgeships: 451

2014 Custody/Partial Custody/Visitation	No. of Petitions	
Cases Pending 1/1/2014	29,934 (R)	
New Cases Filed in 2014	45,580	
Cases Available for Processing	75,514	
Processed By:		
Judge	18,368	36.6%
Non-Judicial Officer	23,434	46.7%
Other	8,346	16.6%
Cases Processed	50,148	100.0%
Cases Pending 12/31/2014	25,366	

(R) - Revised



Note: Clearance Rate = Cases Processed / New Cases Filed



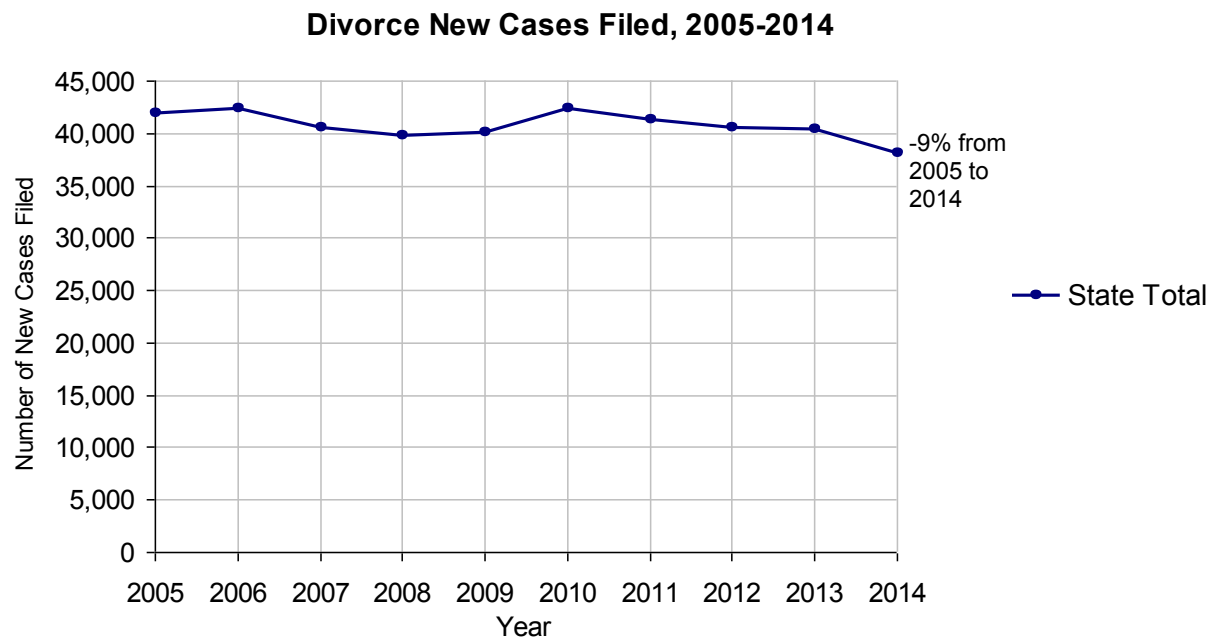
Pennsylvania Statewide Common Pleas Caseload Statistics

2014 Population Estimate: 12,787,209

No. of Common Pleas Court Judgeships: 451

2014 Divorce	No. of Petitions	
Cases Pending 1/1/2014	70,793 ^(R)	
New Cases Filed in 2014	38,153	
Cases Available for Processing	108,946	
Processed By:		
Contested Before a Judge	2,873	7.6%
Contested Before a Master	2,494	6.6%
Uncontested	29,010	77.2%
Other	3,194	8.5%
Cases Processed	37,571	100.0%
Cases Pending 12/31/2014	71,375	

(R) - Revised



Pennsylvania Statewide Common Pleas Caseload Statistics

2014 Population Estimate: 12,787,209

No. of Common Pleas Court Judgeships: 451

2014 Juvenile Dependency - Petitions Pending Adjudication



	Abuse/ Neglect	Status Offenses	Total
Cases Pending 1/1/2014	1,554	76	1,630
New Petitions Filed in 2014	10,510	431	10,941
Other	1,555	63	1,618
Total Petitions Available for Processing	13,619	570	14,189

Processed by:

Adjudicated Dependent

Judge	7,012	215	7,227
-------	-------	-----	-------

Master	2,404	154	2,558
--------	-------	-----	-------

Adjudicated NOT Dependent

Judge	724	15	739
-------	-----	----	-----

Master	428	22	450
--------	-----	----	-----

Withdrawn/Dismissed/Inactive	957	39	996
------------------------------	-----	----	-----

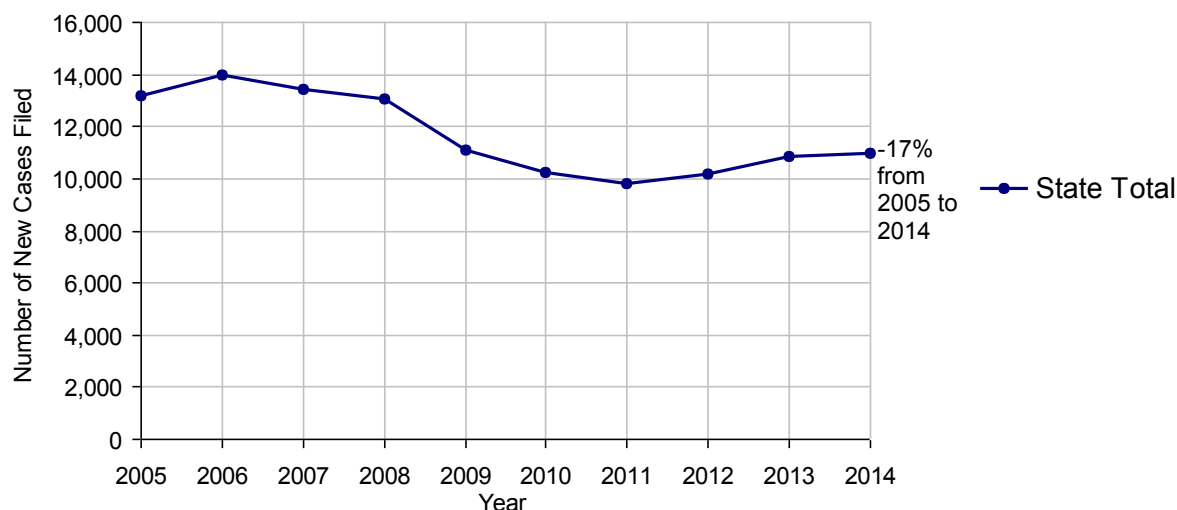
Other	610	38	648
-------	-----	----	-----

Total Petitions Processed	12,135	483	12,618
----------------------------------	---------------	------------	---------------

Cases Pending 12/31/2014	1,484	87	1,571
---------------------------------	--------------	-----------	--------------

Data provided by CPCMS

Abuse/Neglect and Status Offenses New Cases Filed, 2005-2014




Note: Dependency data for 2005-2010 were collected manually. Dependency data for 2011-2014 were provided by CPCMS.

Pennsylvania Statewide Common Pleas Caseload Statistics

2014 Population Estimate: 12,787,209

No. of Common Pleas Court Judgeships: 451

2014 Juvenile Dependency - Adjudicated Dependent Inventory

	Abuse/ Neglect	Status Offenses	Total
Cases Pending 1/1/2014	17,107	599	17,706
New Adjudicated Dependent Cases	9,416	369	9,785
Other	380	17	397
Total Adjudicated Dependent Cases	26,903	985	27,888
<u>Court Supervision Terminated:</u>			
Family Reunification	1,043 12.9%	84 22.9%	1,127 13.3%
Adoption	1,617 20.0%	2 0.5%	1,619 19.1%
Placement with a Relative/Guardian	3,658 45.1%	169 46.0%	3,827 45.2%
Aged Out	1,107 13.7%	82 22.3%	1,189 14.0%
Other Permanency Outcomes*	218 2.7%	10 2.7%	228 2.7%
Other**	462 5.7%	20 5.4%	482 5.7%
Total Adjudicated Dependent Cases Terminated	8,105 100.0%	367 100.0%	8,472 100.0%
Cases Pending 12/31/2014	18,798	618	19,416

Data provided by CPCMS

* Other Permanency Outcomes include: adjudicated delinquent, death due to natural causes, emancipation, permanent living arrangement, and parent has come forward.

** Other includes cases where court supervision is terminated due to transfer out of jurisdiction, withdrawal and administrative closure.

Pennsylvania Statewide Common Pleas Caseload Statistics

2014 Population Estimate: 12,787,209

No. of Common Pleas Court Judgeships: 451

2014 Juvenile Delinquency

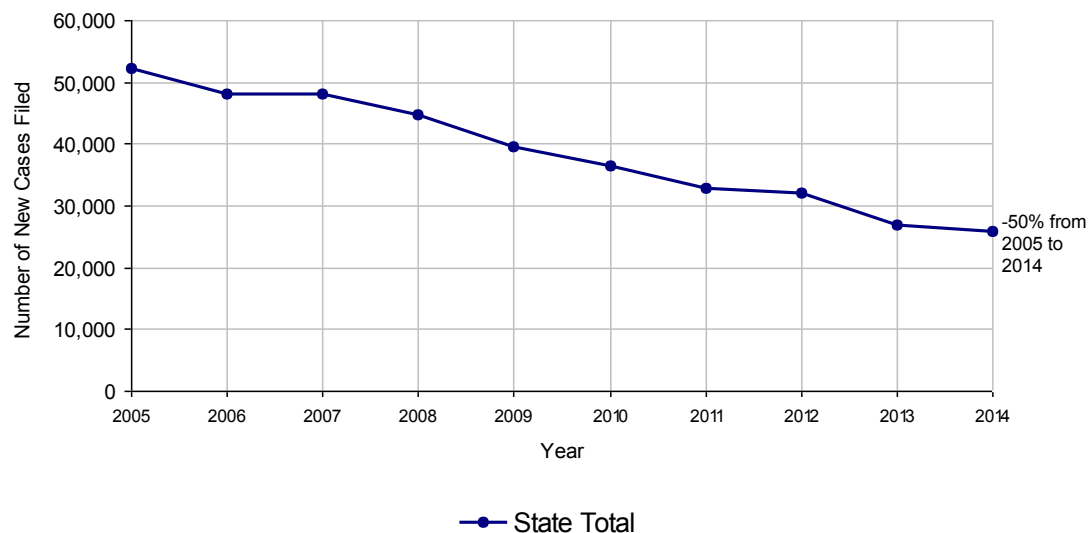
**No. of
Cases**

New Cases Filed in 2014

25,945

Note: In 2014, the counties transitioned delinquency case management to the statewide Common Pleas Case Management System (CPCMS). The project is ongoing therefore, only selected delinquency data are reported for 2014; full publication of the detailed delinquency data will debut in 2015.

Juvenile Delinquency New Cases Filed, 2005-2014



Pennsylvania Statewide Common Pleas Caseload Statistics

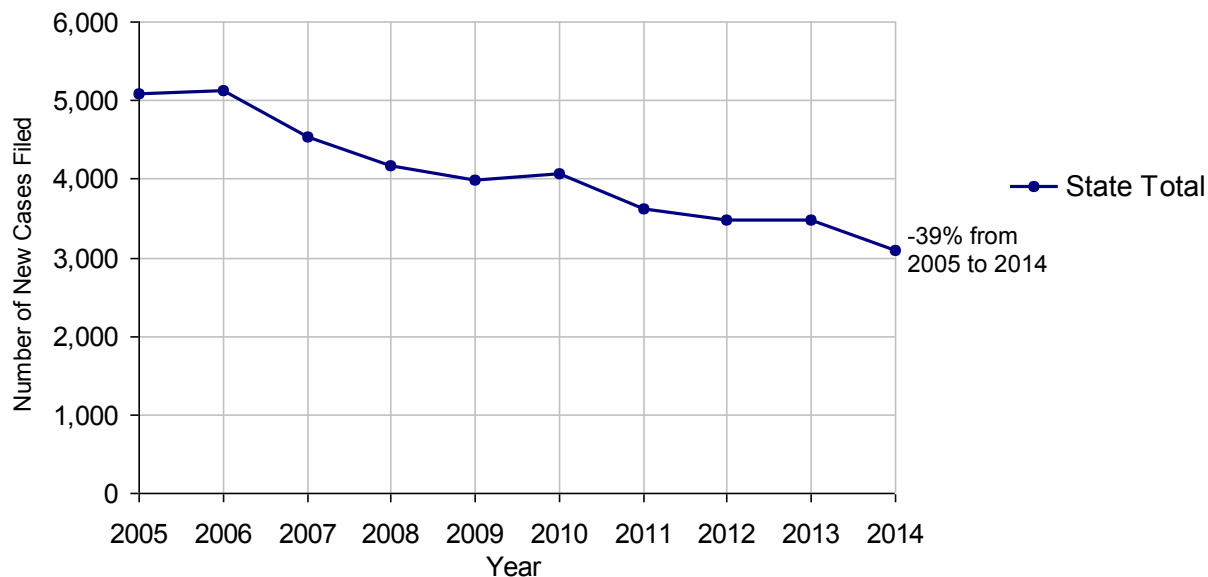
2014 Population Estimate: 12,787,209

No. of Common Pleas Court Judgeships: 451

2014 Accounts	No. of Cases	
Cases Pending 1/1/2014	1,338 ^(R)	
New Cases Filed in 2014	3,087	
Cases Available for Processing	4,425	
Processed By:		
Contested before a Judge	345	10.7%
Contested before a Non-judicial Officer	7	0.2%
Uncontested	2,578	80.3%
Other	282	8.8%
Cases Processed	3,212	100.0%
Cases Pending 12/31/2014	1,213	

(R) - Revised

Accounts New Cases Filed, 2005-2014



Pennsylvania Statewide Common Pleas Caseload Statistics

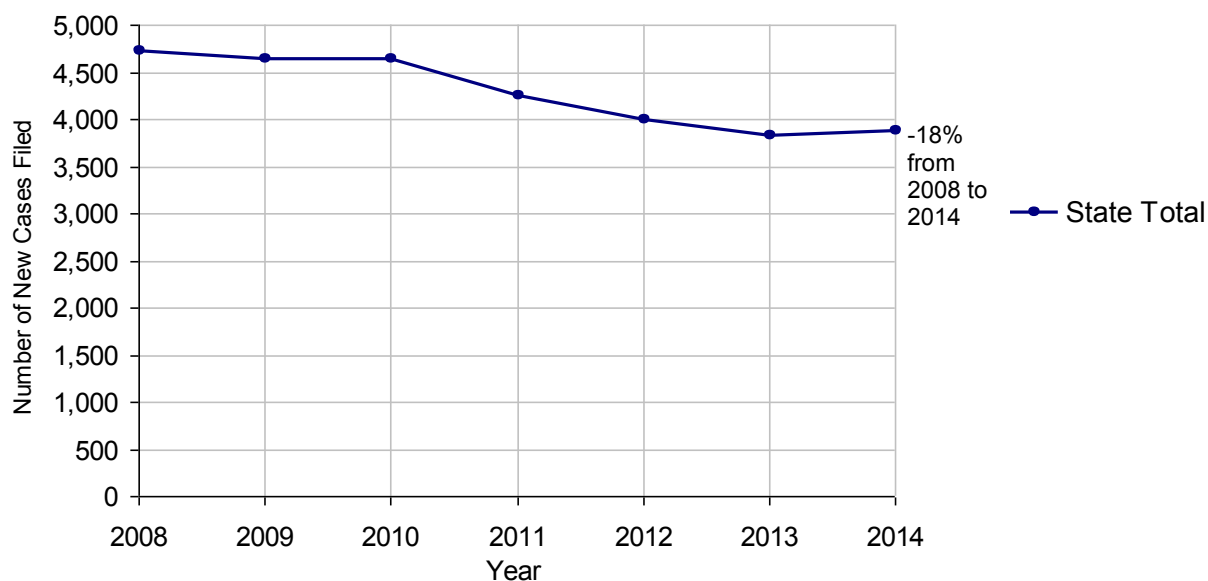
2014 Population Estimate: 12,787,209

No. of Common Pleas Court Judgeships: 451

2014 Adoptions		No. of Cases
Cases Pending 1/1/2014		985 (R)
New Cases Filed in 2014		3,882
Cases Available for Processing		4,867
Processed By:		
Contested before a Judge	Granted	64 1.7%
	Denied	9 0.2%
Uncontested	Granted	3,644 95.5%
	Denied	3 0.1%
Other		94 2.5%
Cases Processed		3,814 100.0%
Cases Pending 12/31/2014		1,053

(R) - Revised

Adoptions New Cases Filed, 2008-2014



Note: Prior to 2008, each petition was counted as one new case, regardless of the number of children listed on the petition. Starting in 2008, each child listed on a petition is counted as a separate case. Therefore, statistics since 2008 should not be compared to statistics prior to 2008.

Pennsylvania Statewide Common Pleas Caseload Statistics

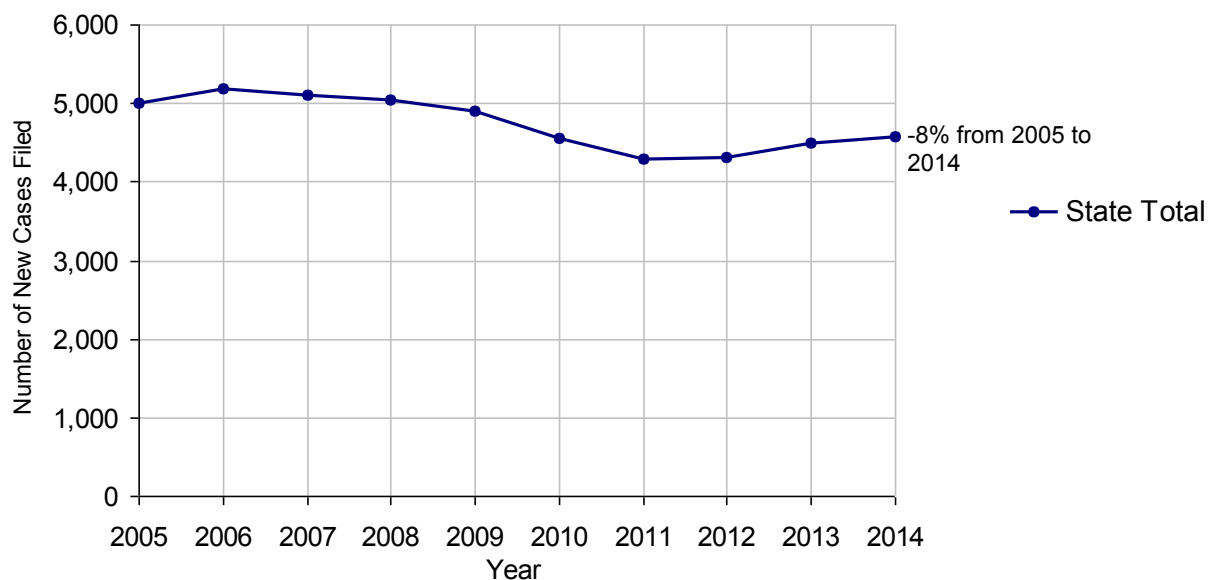
2014 Population Estimate: 12,787,209

No. of Common Pleas Court Judgeships: 451

2014 Relinquishments/Terminations	No. of Cases	
Cases Pending 1/1/2014	2,439 (R)	
New Cases Filed in 2014	4,576	
Cases Available for Processing	7,015	
Processed By:		
Contested before a Judge	1,218	26.7%
Uncontested	2,932	64.2%
Other	414	9.1%
Cases Processed	4,564	100.0%
Cases Pending 12/31/2014	2,451	

(R) - Revised

Relinquishments/Terminations New Cases Filed, 2005-2014



Pennsylvania Statewide Common Pleas Caseload Statistics

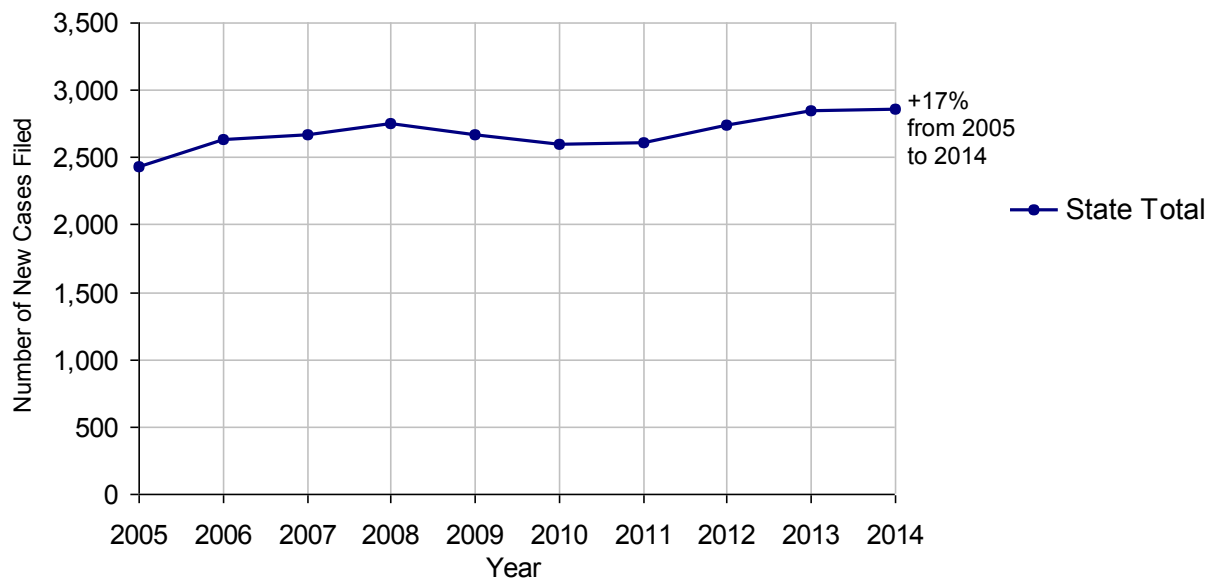
2014 Population Estimate: 12,787,209

No. of Common Pleas Court Judgeships: 451

2014 Appointment of Guardians		No. of Cases
Cases Pending 1/1/2014		1,045 ^(R)
New Cases Filed in 2014		2,860
Cases Available for Processing		3,905
Processed By:		
Contested before a Judge	565	20.7%
Uncontested	1,837	67.4%
Other	324	11.9%
Cases Processed	2,726	100.0%
Cases Pending 12/31/2014		1,179

(R) - Revised

Appointment of Guardians New Cases Filed, 2005-2014



Pennsylvania Statewide Common Pleas Caseload Statistics

2014 Population Estimate: 12,787,209

No. of Common Pleas Court Judgeships: 451

2014 Jury Yield and Utilization

Jury Yield

Qualification Questionnaires/Summonses Mailed:	1,201,027	A		
Returned Undeliverable:	94,116	B	7.8%	Of Qualification Questionnaires/ Summonses Mailed
Not Responded to:	249,145	C	20.7%	
the Number of Prospective Jurors:				
Disqualified:	152,628	D	12.7%	
Exempted:	56,872	E	4.7%	
Excused:	155,079	F	12.9%	
Deferred to New Term:	101,345	G	8.4%	
Deferred from Previous Term:	85,483	H	7.1%	
Total Number of Qualified Jurors Available for Service:	477,325	I	39.7%	
$I=A-B-C-D-E-F-G+H$				

Jury Utilization

the Number of Jurors:				
Reporting for Service:	232,304		48.7%	Of Jurors Qualified and Available
Told Not to Report for Service:	217,593		45.6%	
Sent to Courtroom for Jury Selection (Voir Dire):	206,369		88.8%	Of Jurors Reporting for Service
Utilized in incomplete jury selection:	35,529		15.3%	
Impaneled or Sworn (jurors/alternates):	50,630		21.8%	
Removed for Cause/Hardship:	23,506			
Removed by Peremptory Challenge:	27,005			

Jury Costs

Total Annual Budget for Juror Operations:	\$12,425,198.00	J
Average Cost Per Juror:	\$10.35	K
$K=J/A$		

Note: Data for Perry and Juniata Counties are not available at time of publication.