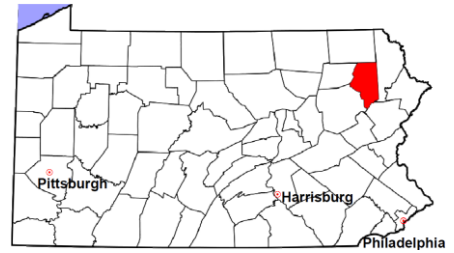


Lackawanna County

2014 Population Estimate: 212,719

Class of County: 3rd

No. of Common Pleas Court Judgeships: 9



2014 Criminal No. of Cases

Cases Pending 1/1/2014	858
New Cases Filed in 2014	2,236
Reopened Cases	182
Cases Available for Disposition	3,276

Disposed by:

Withdrawn/Dismissed	247	9.8%
ARD*	563	22.3%
Guilty Plea	1,616	64.0%
Non-Jury Trial	2	0.1%
Jury Trial	24	1.0%
Inactive	52	2.1%
Other	22	0.9%
Total Cases Disposed	2,526	100.0%

Cases Pending 12/31/2014 **750**

Cases Awaiting Sentencing 389

Data provided by CPCMS

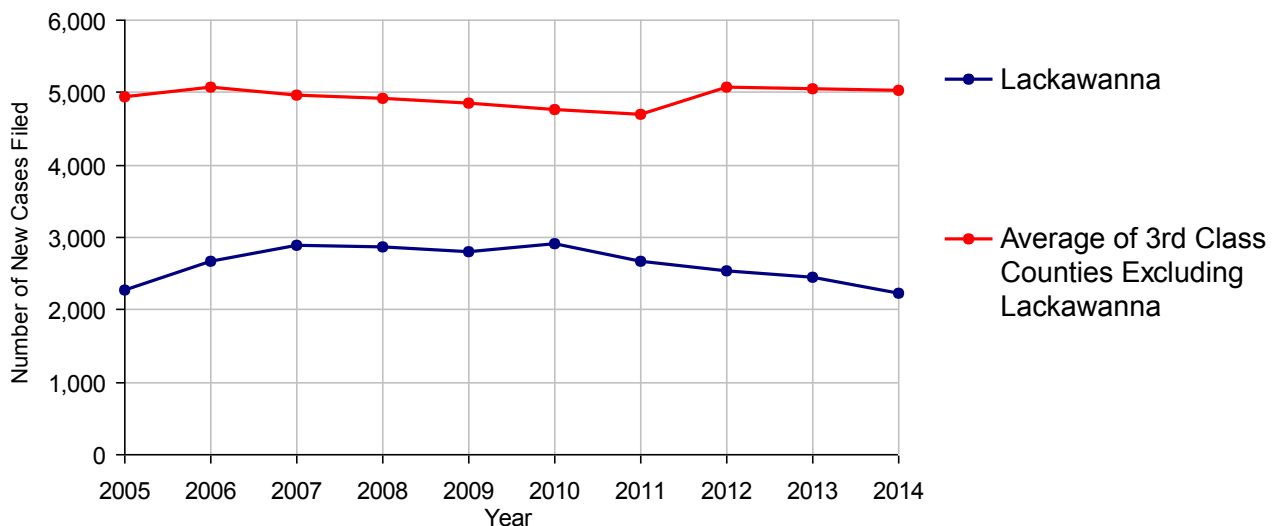
*Includes other diversionary programs such as Veterans Court.



Age of Pending Cases as of 12/31/2014

0-60 Days	271	36.1%
61-120 Days	215	28.7%
121-180 Days	91	12.1%
181-240 Days	41	5.5%
241-300 Days	40	5.3%
301-360 Days	24	3.2%
Over 360 Days	68	9.1%
Total	750	100.0%

Criminal New Cases Filed, 2005-2014



Lackawanna County

2014 Population Estimate: 212,719
Class of County: 3rd
No. of Common Pleas Judgeships: 9



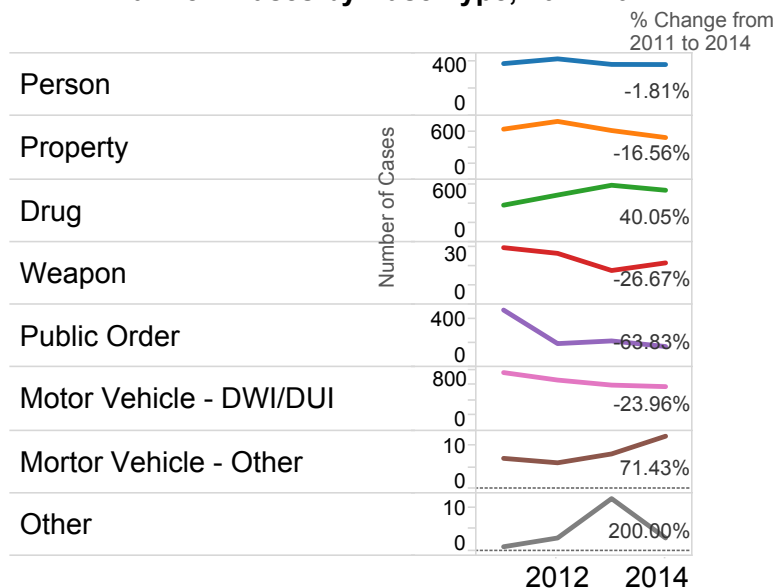
2014 Criminal - New Cases by Case Type



Case Type	Felony	Misdemeanor	Summary/ Ungraded	Total	
Person	144	223	12	379	15.8%
Property	291	213	20	524	25.1%
Drug	381	158	3	542	20.4%
Weapon	21	1	0	22	1.0%
Public Order	56	106	8	170	10.6%
Motor Vehicle - DWI/DUI	0	582	2	584	26.5%
Mortor Vehicle - Other	1	11	0	12	0.3%
Other	3	0	0	3	0.2%
Total	897	1,294	45	2,236	100.0%
	37.0%	59.3%	3.7%	100.0%	

Data provided by CPCMS

Criminal New Cases by Case Type, 2011-2014

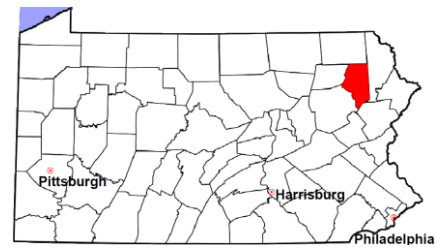


Lackawanna County

2014 Population Estimate: 212,719

Class of County: 3rd

No. of Common Pleas Court Judgeships: 9

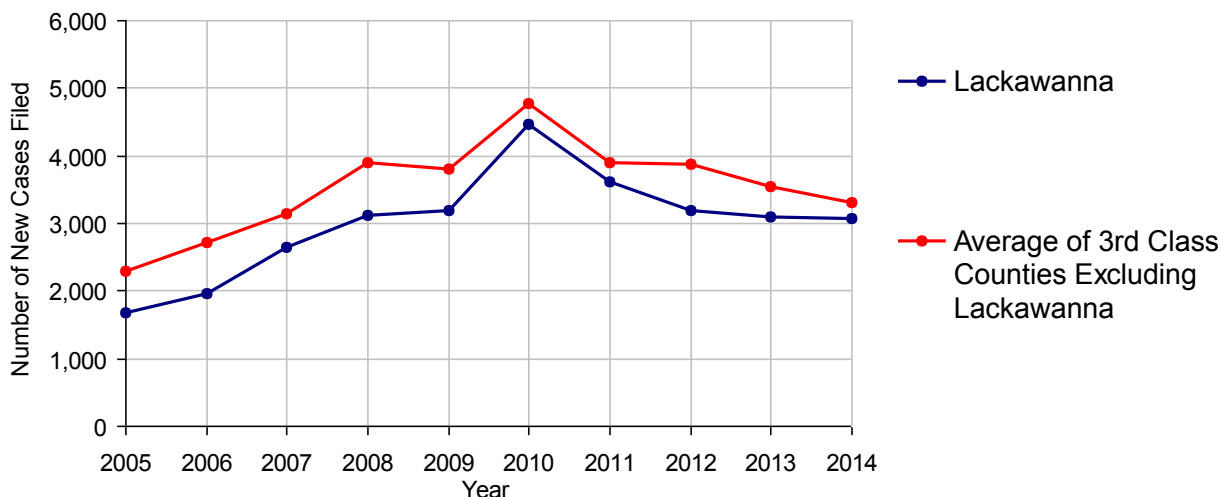


2014 Civil	Civil Action	Other	Total
Cases Pending 1/1/2014	4,365	3,278	7,643
Docketed Cases	1,800	1,264	3,064
Arbitration Appeals	13	0	13
Transferred In	206	0	206
Returned to Active	19	0	19
Cases Available for Processing	6,403	4,542	10,945
Disposed By:			
Default Judgments	139	39	178
Cases Decided by Arbitration Board	114	0	114
Dispositive Motions	286	157	443
Settlements	498	234	732
Moved to Inactive Status	0	0	0
Transferred/Withdrawn	239	125	364
Administrative Purge	0	0	0
Other	137	69	206
Jury Trial	14	0	14
Non-Jury Trial	17	0	17
Total Cases Disposed	1,444	624	2,068
Cases Pending 12/31/2014	4,959	3,918	8,877

Age of Pending Cases as of 12/31/2014 (Civil Action Only)

0-6 months	2,159	43.5%
7-12 months	1,736	35.0%
13-18 months	454	9.2%
19-24 months	326	6.6%
25-30 months	168	3.4%
31-36 months	82	1.7%
37-42 months	20	0.4%
43-48 months	6	0.1%
49-54 months	1	<0.1%
55-60 months	2	<0.1%
61-66 months	3	0.1%
67-72 months	1	<0.1%
Over 72 months	1	<0.1%
Total	4,959	100.0%

Docketed Cases, 2005-2014



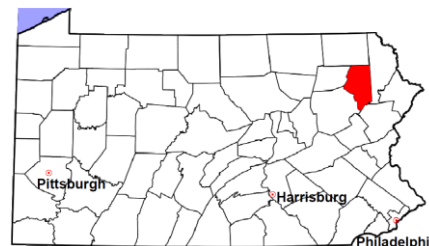
Note: Prior to June 2010, docketed cases under the "Other" category were not reported. The inclusion of these cases starting from June 2010 may contribute to an increase in docketed cases from 2009 to 2010.

Lackawanna County

2014 Population Estimate: 212,719

Class of County: 3rd

No. of Common Pleas Court Judgeships: 9



2014 Civil - Docketed Cases Listed by Case Type

TORT 697 22.7%

(does not include mass tort)

Intentional	8
Malicious Prosecution	2
Motor Vehicle	381
Nuisance	1
Premise Liability	121
Product Liability	10
Slander/Libel/Defamation	1
Other	173

MASS TORT 1 <0.1%

Asbestos	0
Tobacco	0
Toxic Tort - DES	1
Toxic Tort - Implant	0
Toxic Waste	0
Other	0

PROFESSIONAL LIABILITY 37 1.2%

Dental	2
Legal	9
Medical Malpractice	22
Other	4

CONTRACT 1,055 34.4%

(does not include judgments)

Buyer Plaintiff	8
Debt Collection: Credit Card	374
Debt Collection: Other	478
Employment Dispute:	
Employment Dispute: Discrimination	2
Employment Dispute: Other	7
Other	186

REAL PROPERTY 722 23.6%

Ejectment*	64
Eminent Domain/Condemnation*	17
Ground Rent	0
Landlord/Tenant Dispute	10
Mortgage Foreclosure:	
Residential*	537
Commercial*	16
Partition of Real Property*	8
Quiet Title*	51
Other*	19

CIVIL APPEALS 337 11.0%

- Administrative Agencies

Board of Assessment*	100
Board of Elections*	17
Dept. of Transportation*	103
Zoning Board*	7
Statutory Appeal - Other*	0
Other*	110

MISCELLANEOUS 215 7.0%

Common Law/	
Statutory Arbitration*	3
Declaratory Judgment*	9
Mandamus*	6
Non-Domestic Relations	
Restraining Order*	2
Quo Warranto*	1
Replevin*	5
Other*	189

TOTAL DOCKETED CASES: 3,064 100.0%

Of the Docketed Cases:

Pro Se Filings: 0 Class Action Suits: 0 MDJ Appeals: 146 4.8%

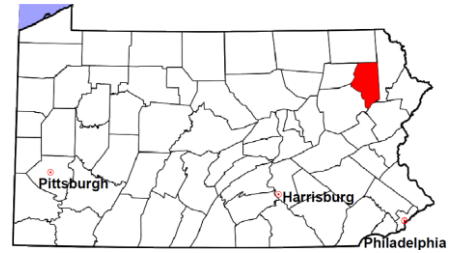
* Civil Other

Lackawanna County

2014 Population Estimate: 212,719

Class of County: 3rd

No. of Common Pleas Court Judgeships: 9



2014 Protection From Abuse

**No. of
Petitions**

Cases Pending 1/1/2014

522

New Cases Filed in 2014

847

Of these, Petitions Requesting Temporary Orders: 847 (100.0%)

Temporary Orders DENIED: 43 (5.1%), Temporary Orders GRANTED: 804 (94.9%)

Cases Available for Processing

1,369

Processed By:

Temporary Order DENIED After Ex Parte Hearing and No Evidentiary Hearing Scheduled	0	
Temporary Order DISMISSED After Evidentiary Hearing and No Final Order Entered	1	0.2%
Final Order DENIED After Evidentiary Hearing Before a Judge or a Judicial Officer	28	4.5%
Final Order GRANTED After Evidentiary Hearing Before a Judge or a Judicial Officer	98	15.6%
Plaintiff Did Not Appear For Evidentiary Hearing	130	20.7%
Final Order by STIPULATION OR AGREEMENT Between the Parties	189	30.1%
Petition WITHDRAWN by Plaintiff	182	29.0%
TRANSFERRED to Another Jurisdiction	0	
Other	0	

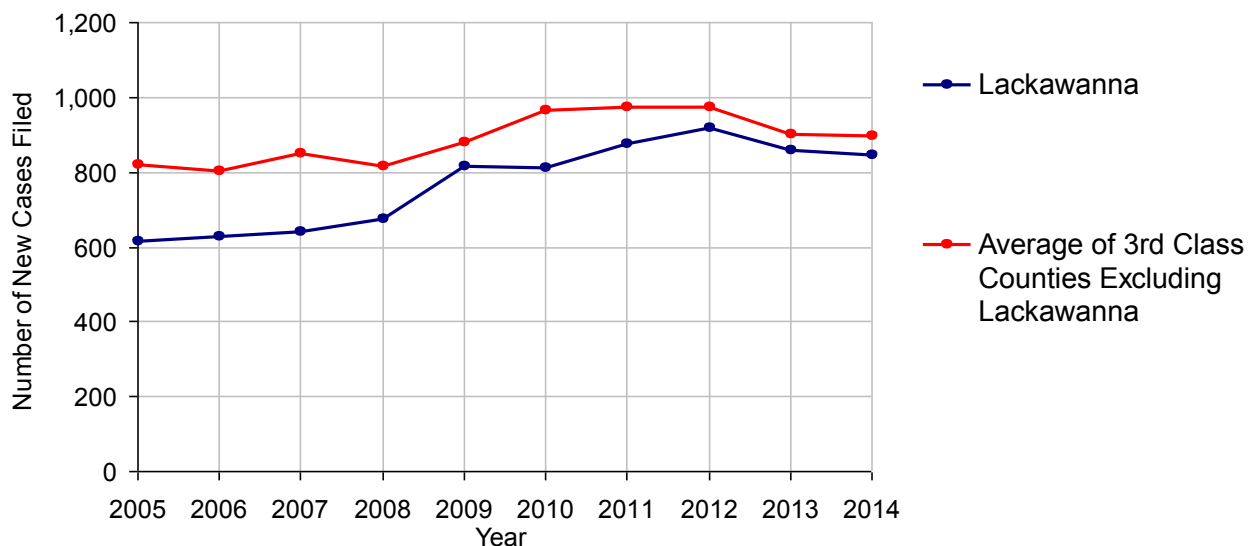
Cases Processed

628 100.0%

Cases Pending 12/31/2014

741

PFA New Cases Filed, 2005-2014

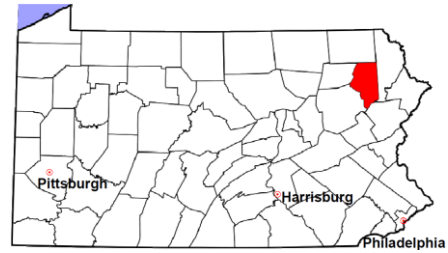


Lackawanna County

2014 Population Estimate: 212,719

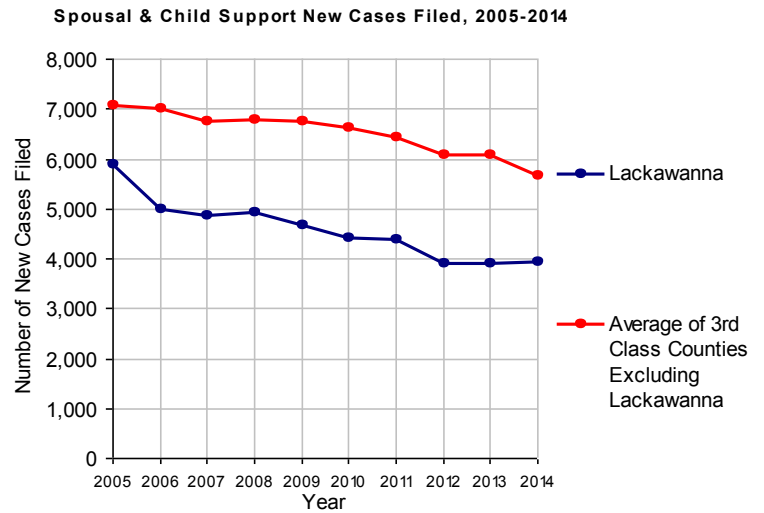
Class of County: 3rd

No. of Common Pleas Court Judgeships: 9



2014 Spousal & Child Support	No. of Petitions
Cases Pending 1/1/2014	1,048
New Cases Filed in 2014	3,932
Dockets Transferred In (+)	39
Dockets Transferred Out (-)	60
Cases Available for Processing	4,959
Processed By:	
Judge	5 0.1%
Intake Officer	3,722 97.6%
Hearing Officer	86 2.3%
Other	1 <0.1%
Cases Processed	3,814 100.0%
Cases Pending 12/31/2014	1,145

Data provided by PACSES



2014 Paternity	No. of Cases
Acknowledged:	
Non-Domestic Relations Section	319 71.8%
During Conference	86 19.4%
Non-Stipulated (post genetic test)	31 7.0%
Pre-Trial Conference	8 1.8%
Total	444 100.0%
Established:	
Stipulated	2 3.4%
Default	24 40.7%
Adjudication	0
Non-DRS-Paternity	33 55.9%
Total	59 100.0%
Cases Pending 12/31/2014	313

Data provided by PACSES

DEFINITIONS:

ACKNOWLEDGED:

NON-DOMESTIC RELATIONS SECTION: The voluntary Acknowledgement of Paternity by the alleged father.
DURING CONFERENCE: The alleged father signed the Acknowledgement of Paternity-Waiver of Trial (PE-010) at the initial child support conference.
NON-STIPULATED (POST GENETIC TEST): The alleged father signed the Acknowledgement of Paternity-Waiver of Trial after genetic tests were conducted and resulted in the alleged father being determined to be the biological father.
PRE-TRIAL CONFERENCE: The alleged father signed the Acknowledgement of Paternity-Waiver of Trial at the pre-trial conference.

ESTABLISHED:

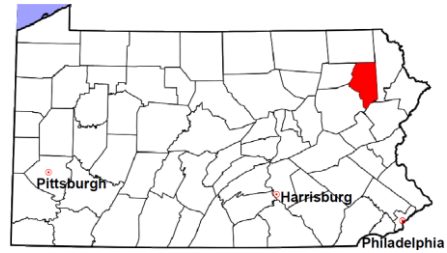
STIPULATED: The alleged father requested genetic tests and signed a stipulation that if the test results had a 99% or higher probability of paternity then the alleged father would be stipulated as the biological father of the child.
DEFAULT: The alleged father failed to appear after being served for either a support conference, hearing, or genetic test and a default paternity order was entered by the court.
ADJUDICATION: The alleged father was determined to be the biological father of the child through a court proceeding.
NON-DRS-PATERNITY: Paternity was established in another state, "Out of state only".

Lackawanna County

2014 Population Estimate: 212,719

Class of County: 3rd

No. of Common Pleas Court Judgeships: 9



2014 Custody/Partial Custody/Visitation

No. of
Petitions

Cases Pending 1/1/2014

119

New Cases Filed in 2014

368

Cases Available for Processing

487

Processed By:

Judge

48

13.7%

Non-Judicial Officer

255

72.9%

Other

47

13.4%

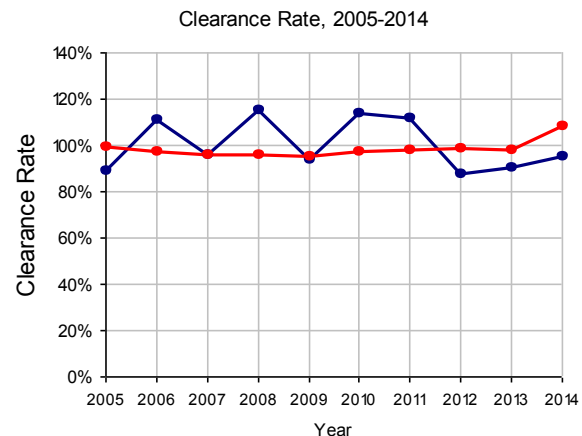
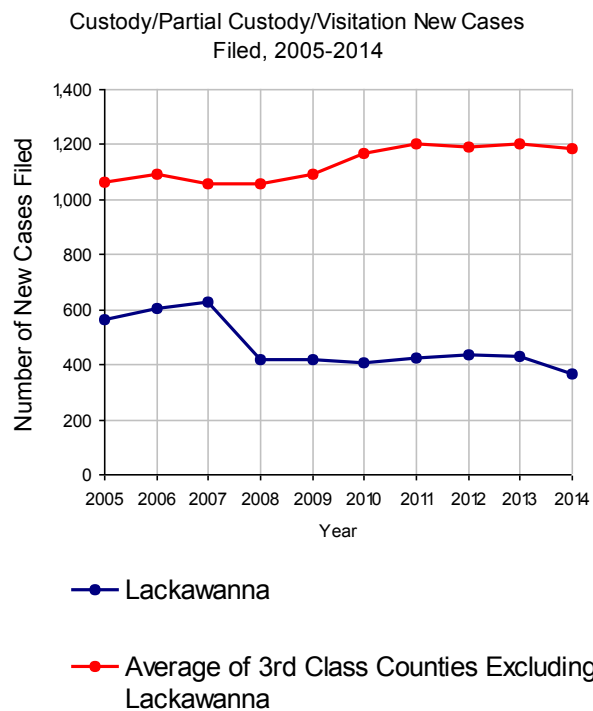
Cases Processed

350

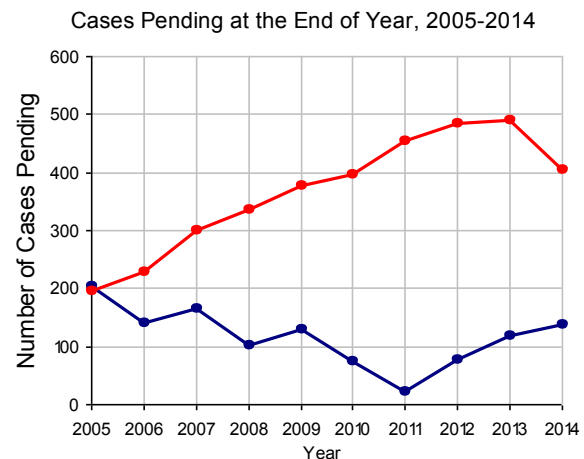
100.0%

Cases Pending 12/31/2014

137



Note: Clearance Rate = Cases Processed / New Cases Filed

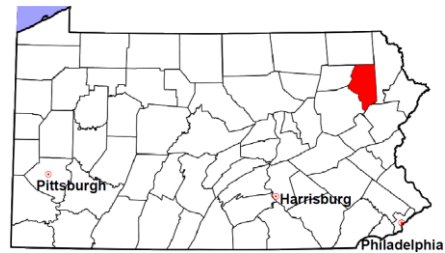


Lackawanna County

2014 Population Estimate: 212,719

Class of County: 3rd

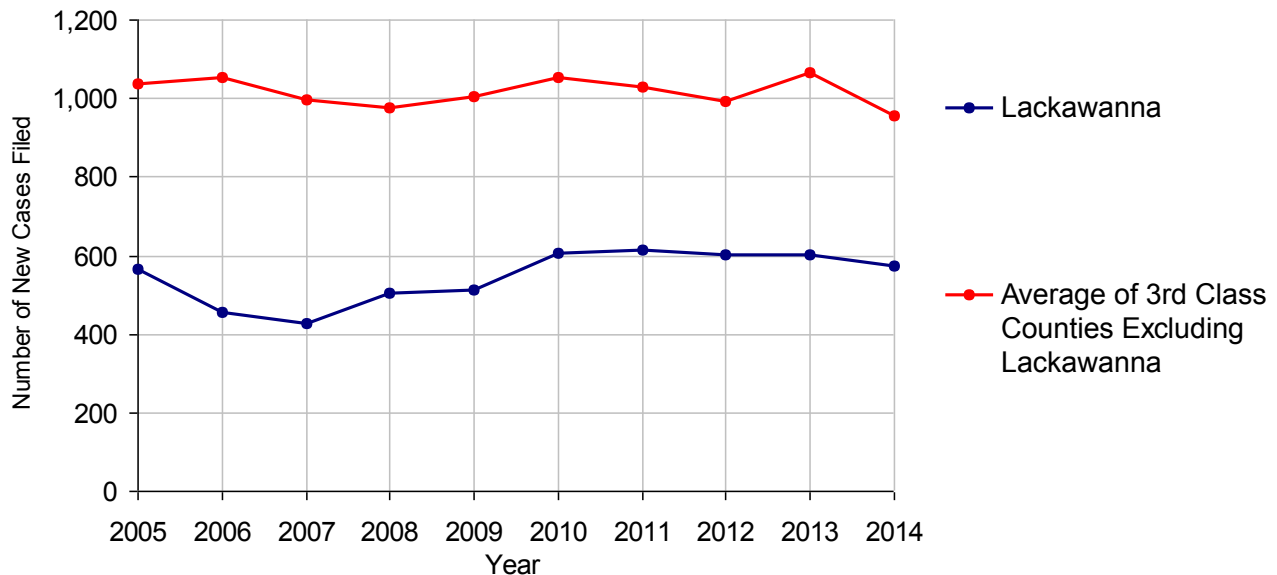
No. of Common Pleas Court Judgeships: 9



2014 Divorce

2014 Divorce		No. of Petitions	
Cases Pending 1/1/2014		320	
New Cases Filed in 2014		574	
Cases Available for Processing		894	
Processed By:			
Contested Before a Judge		0	
Contested Before a Master		81	14.5%
Uncontested		479	85.5%
Other		0	
Cases Processed		560	100.0%
Cases Pending 12/31/2014		334	

Divorce New Cases Filed, 2005-2014

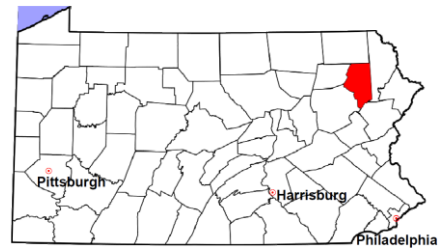


Lackawanna County

2014 Population Estimate: 212,719

Class of County: 3rd

No. of Common Pleas Court Judgeships: 9



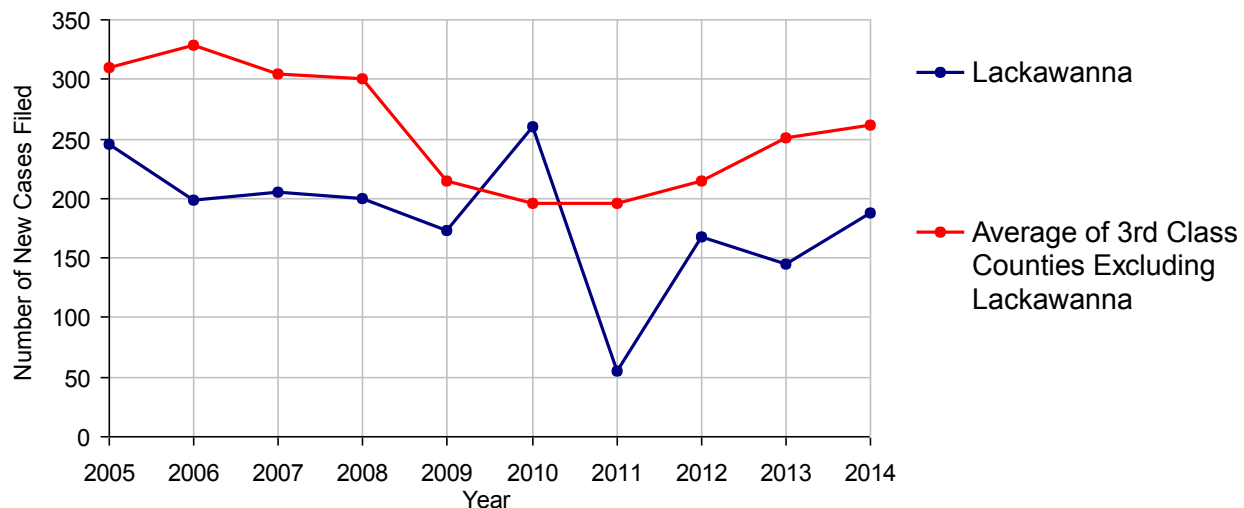
2014 Juvenile Dependency - Petitions Pending Adjudication



	Abuse/ Neglect	Status Offenses	Total
Cases Pending 1/1/2014	29	2	31
New Petitions Filed in 2014	182	6	188
Other	36	1	37
Total Petitions Available for Processing	247	9	256
Processed by:			
Adjudicated Dependent			
Judge	165	4	169
Master	0	0	0
Adjudicated NOT Dependent			
Judge	0	0	0
Master	0	0	0
Withdrawn/Dismissed/Inactive	6	1	7
Other	29	1	30
Total Petitions Processed	200	6	206
Cases Pending 12/31/2014	47	3	50

Data provided by CPCMS

Abuse/Neglect and Status Offenses New Cases Filed, 2005-2014



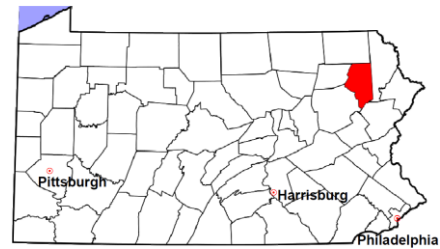
Note: (1) Dependency data for 2005-2010 were collected manually. Dependency data for 2011-2014 were provided by CPCMS. (2) A sharp increase or decrease may reflect changes in practice or counting methods.

Lackawanna County

2014 Population Estimate: 212,719

Class of County: 3rd

No. of Common Pleas Court Judgeships: 9



2014 Juvenile Dependency - Adjudicated Dependent Inventory



	Abuse/ Neglect	Status Offenses	Total
Cases Pending 1/1/2014	324	20	344
New Adjudicated Dependent Cases	165	4	169
Other	6	0	6
Total Adjudicated Dependent Cases	495	24	519

Court Supervision Terminated:

Family Reunification	34	25.6%	0		34	23.8%
Adoption	20	15.0%	0		20	14.0%
Placement with a Relative/Guardian	54	40.6%	8	80.0%	62	43.4%
Aged Out	8	6.0%	2	20.0%	10	7.0%
Other Permanency Outcomes*	3	2.3%	0		3	2.1%
Other**	14	10.5%	0		14	9.8%
Total Adjudicated Dependent Cases Terminated	133	100.0%	10	100.0%	143	100.0%
Cases Pending 12/31/2014	362		14		376	

Data provided by CPCMS

* Other Permanency Outcomes include: adjudicated delinquent, death due to natural causes, emancipation, permanent living arrangement, and parent has come forward.

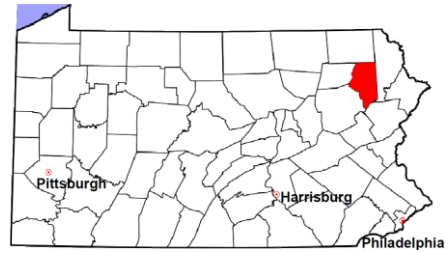
** Other includes cases where court supervision is terminated due to transfer out of jurisdiction, withdrawal and administrative closure.

Lackawanna County

2014 Population Estimate: 212,719

Class of County: 3rd

No. of Common Pleas Court Judgeships: 9



2014 Juvenile Delinquency

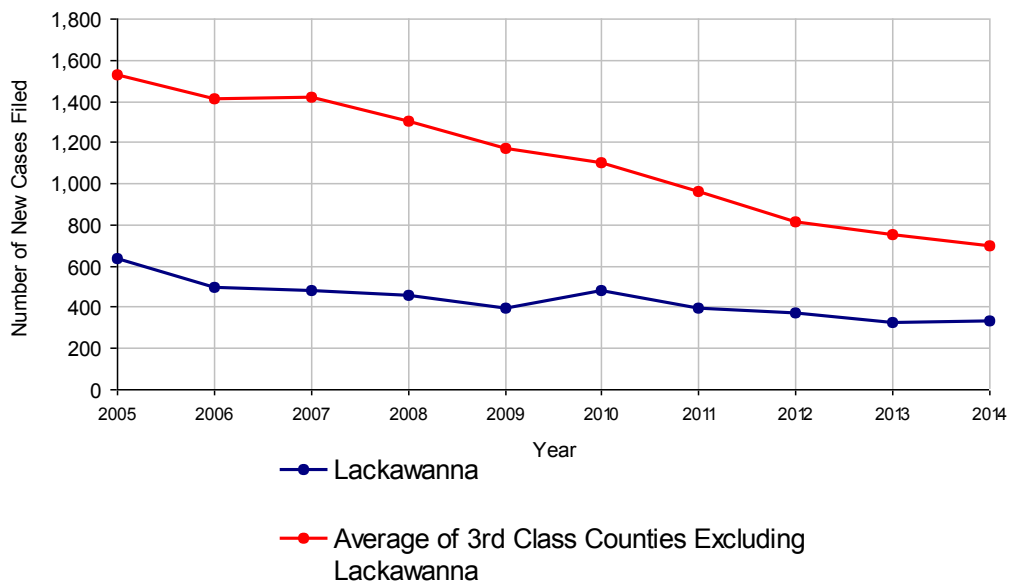
**No. of
Cases**

New Cases Filed in 2014

335

Note: In 2014, the counties transitioned delinquency case management to the statewide Common Pleas Case Management System (CPCMS). The project is ongoing therefore, only selected delinquency data are reported for 2014; full publication of the detailed delinquency data will debut in 2015.

Juvenile Delinquency New Cases Filed, 2005-2014

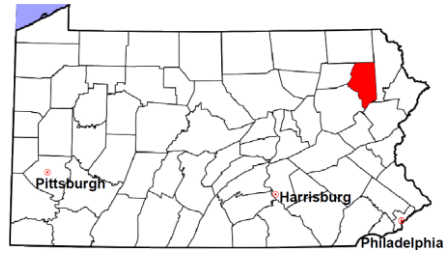


Lackawanna County

2014 Population Estimate: 212,719

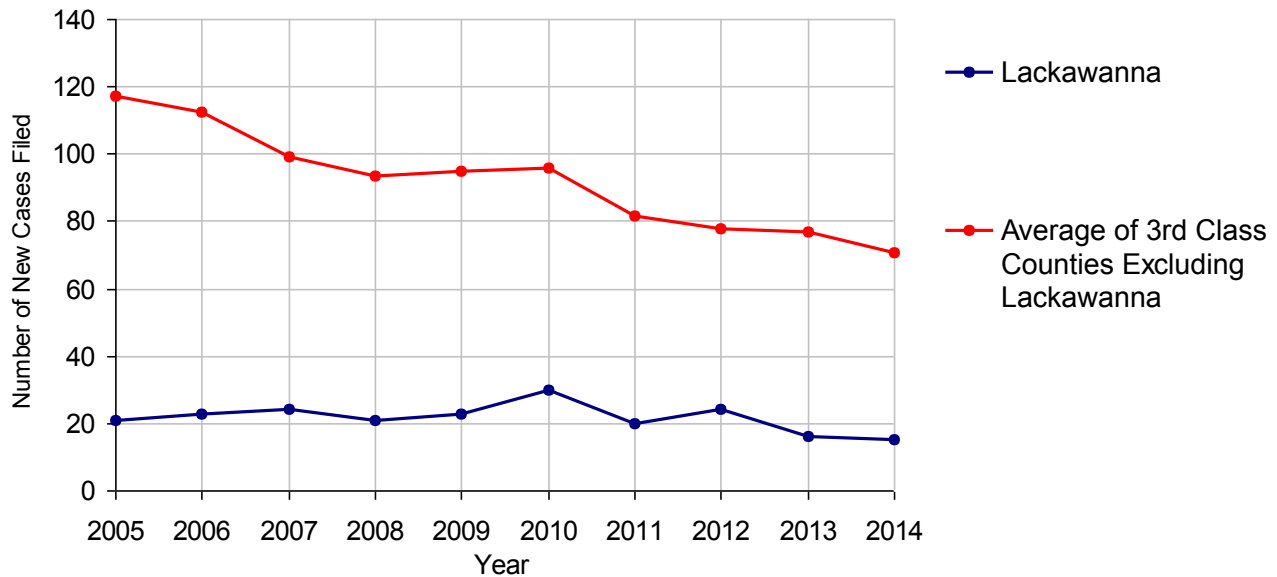
Class of County: 3rd

No. of Common Pleas Court Judgeships: 9



2014 Accounts	No. of Cases	
Cases Pending 1/1/2014	13	
New Cases Filed in 2014	15	
Cases Available for Processing	28	
Processed By:		
Contested before a Judge	0	
Contested before a Non-judicial Officer	0	
Uncontested	13	100.0%
Other	0	
Cases Processed	13	100.0%
Cases Pending 12/31/2014	15	

Accounts New Cases Filed, 2005-2014

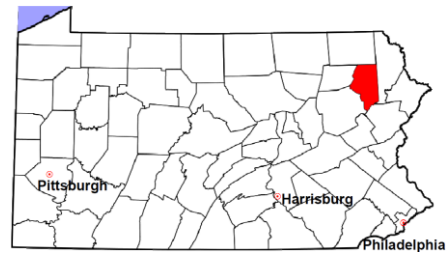


Lackawanna County

2014 Population Estimate: 212,719

Class of County: 3rd

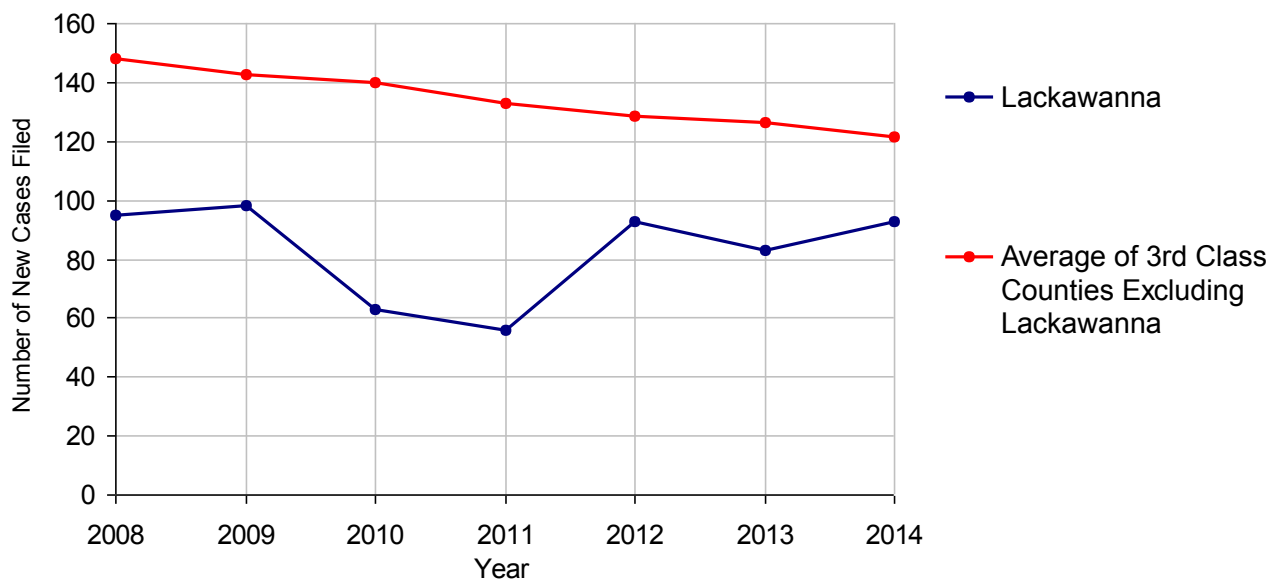
No. of Common Pleas Court Judgeships: 9



2014 Adoptions

		No. of Cases	
Cases Pending 1/1/2014		11	
New Cases Filed in 2014		93	
Cases Available for Processing		104	
Processed By:			
Contested before a Judge	Granted	0	
	Denied	0	
Uncontested	Granted	84	98.8%
	Denied	0	
Other		1	1.2%
Cases Processed		85	100.0%
Cases Pending 12/31/2014		19	

Adoptions New Cases Filed, 2008-2014



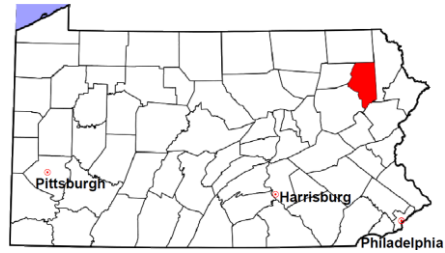
Note: Prior to 2008, each petition was counted as one new case, regardless of the number of children listed on the petition. Starting in 2008, each child listed on a petition is counted as a separate case. Therefore, statistics since 2008 should not be compared to statistics prior to 2008.

Lackawanna County

2014 Population Estimate: 212,719

Class of County: 3rd

No. of Common Pleas Court Judgeships: 9



2014 Relinquishments/Terminations

**No. of
Cases**

Cases Pending 1/1/2014 42

New Cases Filed in 2014 143

Cases Available for Processing 185

Processed By:

Contested before a Judge 0

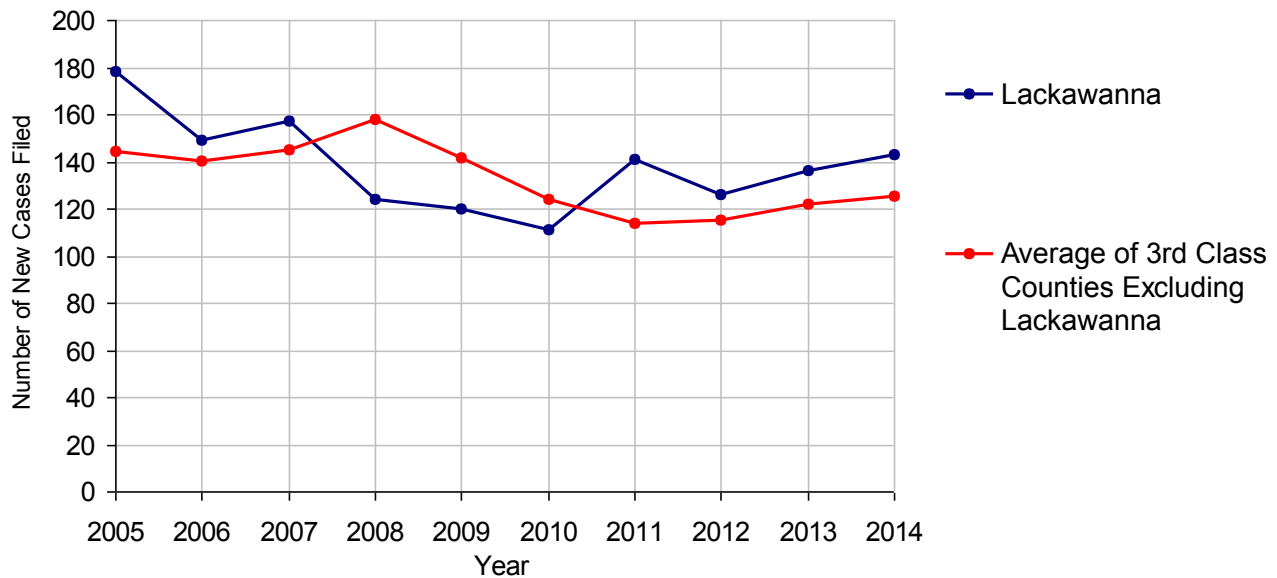
Uncontested 142 98.6%

Other 2 1.4%

Cases Processed 144 100.0%

Cases Pending 12/31/2014 41

Relinquishments/Terminations New Cases Filed, 2005-2014

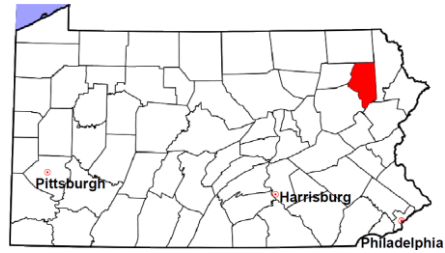


Lackawanna County

2014 Population Estimate: 212,719

Class of County: 3rd

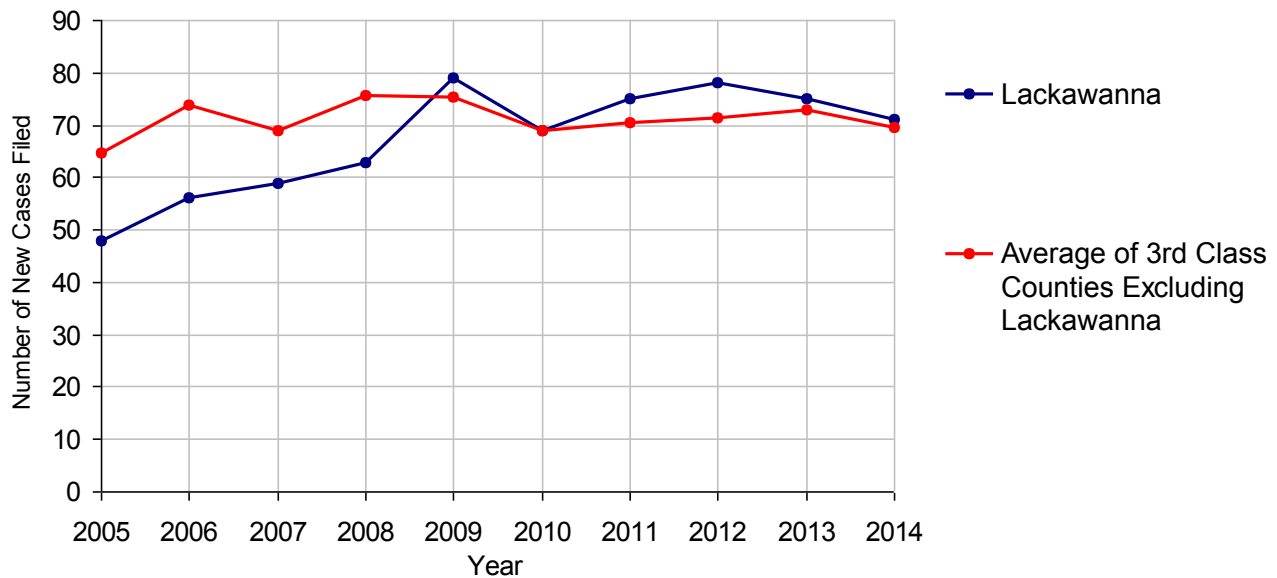
No. of Common Pleas Court Judgeships: 9



2014 Appointment of Guardians

	No. of Cases	
Cases Pending 1/1/2014	29	
New Cases Filed in 2014	71	
Cases Available for Processing	100	
Processed By:		
Contested before a Judge	0	
Uncontested	51	87.9%
Other	7	12.1%
Cases Processed	58	100.0%
Cases Pending 12/31/2014	42	

Appointment of Guardians New Cases Filed, 2005-2014

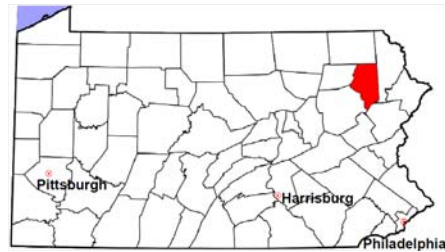


Lackawanna County

2014 Population Estimate: 212,719

Class of County: 3rd

No. of Common Pleas Court Judgeships: 9



2014 Jury Yield and Utilization

Jury Yield

Qualification Questionnaires/Summonses Mailed:	23,590	A		
Returned Undeliverable:	1,912	B	8.1%	Of Qualification Questionnaires/ Summonses Mailed
Not Responded to:	3,644	C	15.4%	
the Number of Prospective Jurors:				
Disqualified:	0	D		
Exempted:	8,585	E	36.4%	Of Jurors Qualified and Available
Excused:	582	F	2.5%	
Deferred to New Term:	883	G	3.7%	
Deferred from Previous Term:	914	H	3.9%	
Total Number of Qualified Jurors Available for Service:	8,898	I	37.7%	

$I = A - B - C - D - E - F - G + H$

Jury Utilization

the Number of Jurors:				
Reporting for Service:	3,726	41.9%	Of Jurors Qualified and Available	
Told Not to Report for Service:	3,494	39.3%		
Sent to Courtroom for Jury Selection (Voir Dire):	2,677	71.8%	Of Jurors Reporting for Service	
Utilized in incomplete jury selection:	45	1.2%		
Impaneled or Sworn (jurors/alternates):	602	16.2%		
Removed for Cause/Hardship:	563			
Removed by Peremptory Challenge:	541			

Jury Costs

Total Annual Budget for Juror Operations:	\$131,377.00	J
Average Cost Per Juror:	\$5.57	K

$K = J/A$