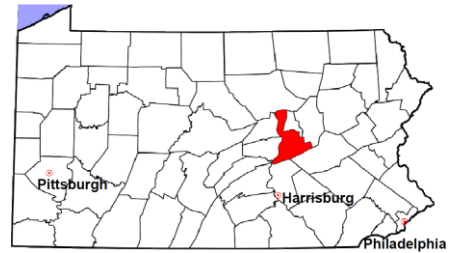


Northumberland County

2014 Population Estimate: 93,944

Class of County: 5th

No. of Common Pleas Court Judgeships: 3



2014 Criminal

	No. of Cases
Cases Pending 1/1/2014	577
New Cases Filed in 2014	1,243
Reopened Cases	77
Cases Available for Disposition	1,897

Disposed by:

Withdrawn/Dismissed	50	4.4%
ARD*	167	14.5%
Guilty Plea	838	73.0%
Non-Jury Trial	4	0.3%
Jury Trial	8	0.7%
Inactive	75	6.5%
Other	6	0.5%
Total Cases Disposed	1,148	100.0%

Cases Pending 12/31/2014 **749**

Cases Awaiting Sentencing 88

Data provided by CPCMS

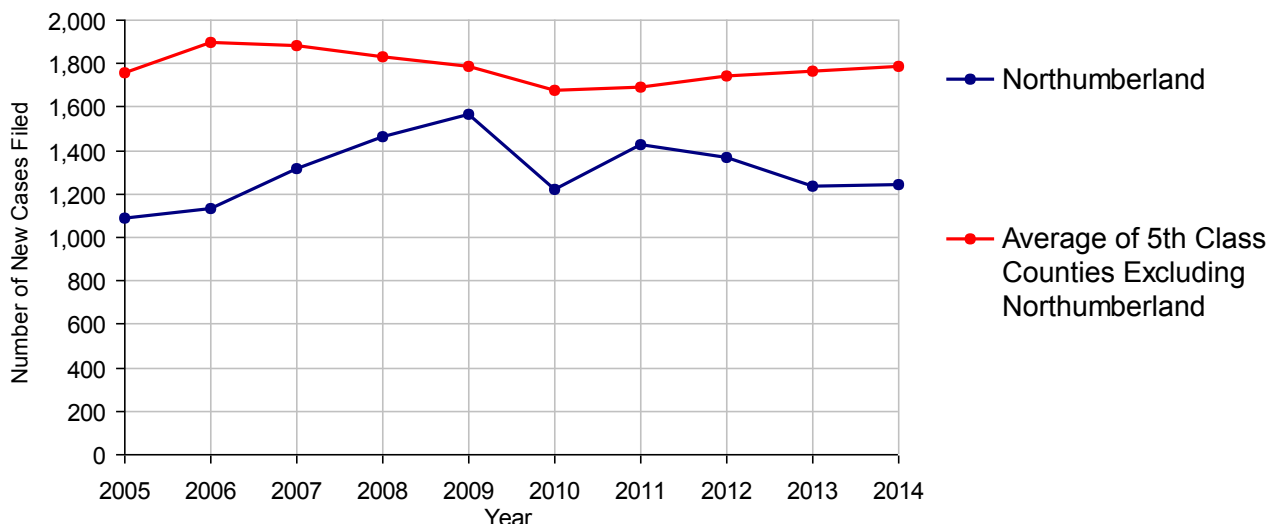
*Includes other diversionary programs such as Veterans Court.



Age of Pending Cases as of 12/31/2014

0-60 Days	188	25.1%
61-120 Days	206	27.5%
121-180 Days	100	13.4%
181-240 Days	74	9.9%
241-300 Days	45	6.0%
301-360 Days	37	4.9%
Over 360 Days	99	13.2%
Total	749	100.0%

Criminal New Cases Filed, 2005-2014



Northumberland County

2014 Population Estimate: 93,944
 Class of County: 5th
 No. of Common Pleas Judgeships: 3

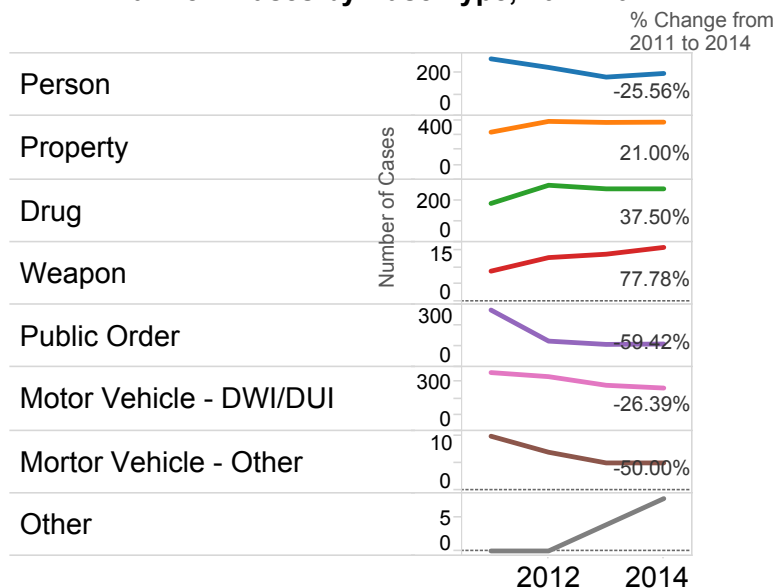


2014 Criminal - New Cases by Case Type

Case Type	Felony	Misdemeanor	Summary/ Ungraded	Total	
Person	71	127	0	198	16.5%
Property	164	222	0	386	28.1%
Drug	156	97	0	253	18.2%
Weapon	10	6	0	16	1.0%
Public Order	29	83	0	112	11.8%
Motor Vehicle - DWI/DUI	0	265	0	265	23.6%
Mortor Vehicle - Other	0	5	0	5	0.5%
Other	8	0	0	8	0.2%
Total	438	805	0	1,243	100.0%
	34.1%	65.9%	0.0%	100.0%	

Data provided by CPCMS

Criminal New Cases by Case Type, 2011-2014

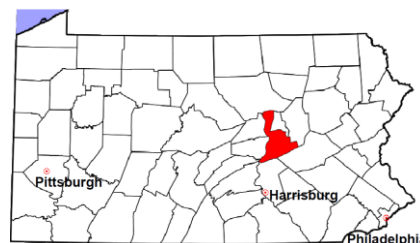


Northumberland County

2014 Population Estimate: 93,944

Class of County: 5th

No. of Common Pleas Court Judgeships: 3



2014 Civil

	Civil Action	Other	Total
Cases Pending 1/1/2014	514	429	943
Docketed Cases	398	305	703
Arbitration Appeals	0	0	0
Transferred In	6	0	6
Returned to Active	0	0	0
Cases Available for Processing	918	734	1,652

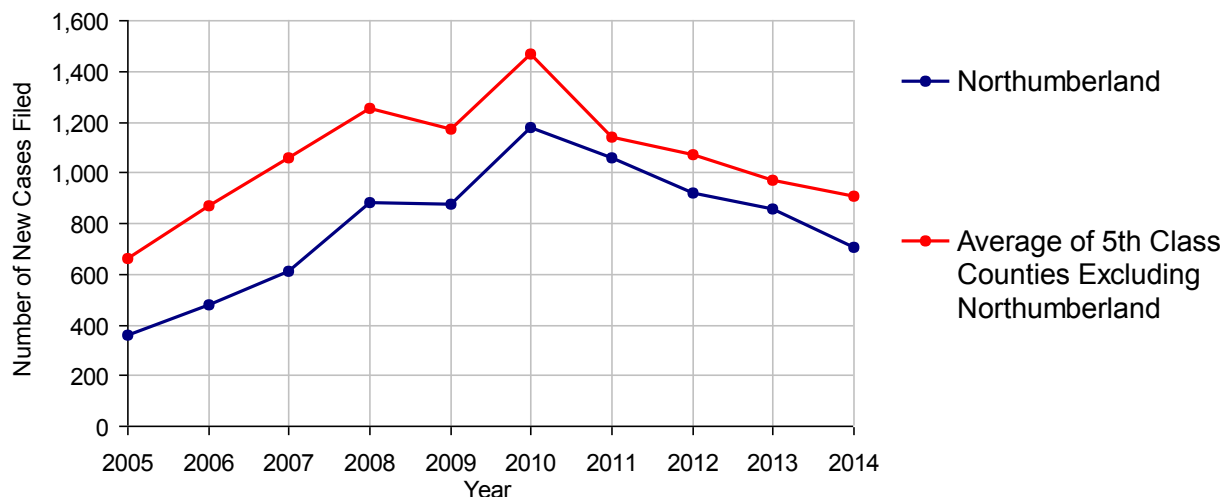
Disposed By:

Default Judgments	128	125	253
Cases Decided by Arbitration Board	7	3	10
Dispositive Motions	0	0	0
Settlements	189	79	268
Moved to Inactive Status	3	0	3
Transferred/Withdrawn	2	0	2
Administrative Purge	46	0	46
Other	27	5	32
Jury Trial	0	0	0
Non-Jury Trial	0	0	0
Total Cases Disposed	402	212	614
Cases Pending 12/31/2014	516	522	1,038

Age of Pending Cases as of 12/31/2014 (Civil Action Only)

0-6 months	133	25.8%
7-12 months	98	19.0%
13-18 months	79	15.3%
19-24 months	61	11.8%
25-30 months	37	7.2%
31-36 months	45	8.7%
37-42 months	18	3.5%
43-48 months	14	2.7%
49-54 months	15	2.9%
55-60 months	6	1.2%
61-66 months	3	0.6%
67-72 months	7	1.4%
Over 72 months	0	
Total	516	100.0%

Docketed Cases, 2005-2014



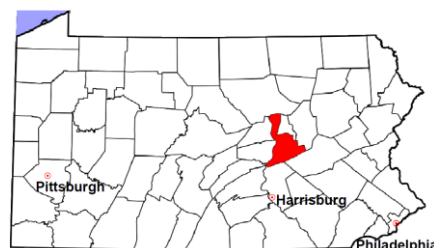
Note: Prior to June 2010, docketed cases under the "Other" category were not reported. The inclusion of these cases starting from June 2010 may contribute to an increase in docketed cases from 2009 to 2010.

Northumberland County

2014 Population Estimate: 93,944

Class of County: 5th

No. of Common Pleas Court Judgeships: 3



2014 Civil - Docketed Cases Listed by Case Type

TORT 99 14.1%

(does not include mass tort)

Intentional	3
Malicious Prosecution	0
Motor Vehicle	53
Nuisance	0
Premise Liability	16
Product Liability	6
Slander/Libel/Defamation	4
Other	17

MASS TORT 0

Asbestos	0
Tobacco	0
Toxic Tort - DES	0
Toxic Tort - Implant	0
Toxic Waste	0
Other	0

PROFESSIONAL LIABILITY 9 1.3%

Dental	0
Legal	0
Medical Malpractice	7
Other	2

CONTRACT 280 39.8%

(does not include judgments)

Buyer Plaintiff	4
Debt Collection: Credit Card	98
Debt Collection: Other	158
Employment Dispute:	
Employment Dispute: Discrimination	1
Employment Dispute: Other	1
Other	18

REAL PROPERTY 235 33.4%

Ejectment*	15
Eminent Domain/Condemnation*	11
Ground Rent	0
Landlord/Tenant Dispute	10
Mortgage Foreclosure:	
Residential*	164
Commercial*	2
Partition of Real Property*	6
Quiet Title*	10
Other*	17

CIVIL APPEALS 28 4.0%

- Administrative Agencies

Board of Assessment*	1
Board of Elections*	0
Dept. of Transportation*	26
Zoning Board*	0
Statutory Appeal - Other*	1
Other*	0

MISCELLANEOUS 52 7.4%

Common Law/	
Statutory Arbitration*	0
Declaratory Judgment*	4
Mandamus*	1
Non-Domestic Relations	
Restraining Order*	1
Quo Warranto*	0
Replevin*	6
Other*	40

TOTAL DOCKETED CASES: 703 100.0%

Of the Docketed Cases:

Pro Se Filings: 33 4.7% Class Action Suits: 2 0.3% MDJ Appeals: 15 2.1%

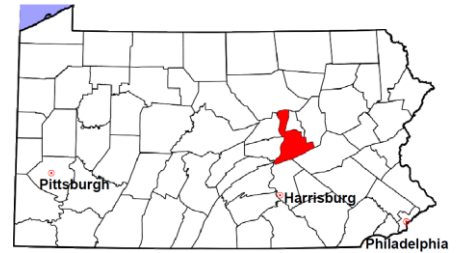
* Civil Other

Northumberland County

2014 Population Estimate: 93,944

Class of County: 5th

No. of Common Pleas Court Judgeships: 3



2014 Protection From Abuse

**No. of
Petitions**

Cases Pending 1/1/2014

20

New Cases Filed in 2014

311

Of these, Petitions Requesting Temporary Orders: 311 (100.0%)

Temporary Orders DENIED: 82 (26.4%), Temporary Orders GRANTED: 229 (73.6%)

Cases Available for Processing

331

Processed By:

Temporary Order DENIED After Ex Parte Hearing and No Evidentiary Hearing Scheduled	98	29.6%
Temporary Order DISMISSED After Evidentiary Hearing and No Final Order Entered	4	1.2%
Final Order DENIED After Evidentiary Hearing Before a Judge or a Judicial Officer	25	7.6%
Final Order GRANTED After Evidentiary Hearing Before a Judge or a Judicial Officer	37	11.2%
Plaintiff Did Not Appear For Evidentiary Hearing	22	6.6%
Final Order by STIPULATION OR AGREEMENT Between the Parties	64	19.3%
Petition WITHDRAWN by Plaintiff	79	23.9%
TRANSFERRED to Another Jurisdiction	0	
Other	2	0.6%

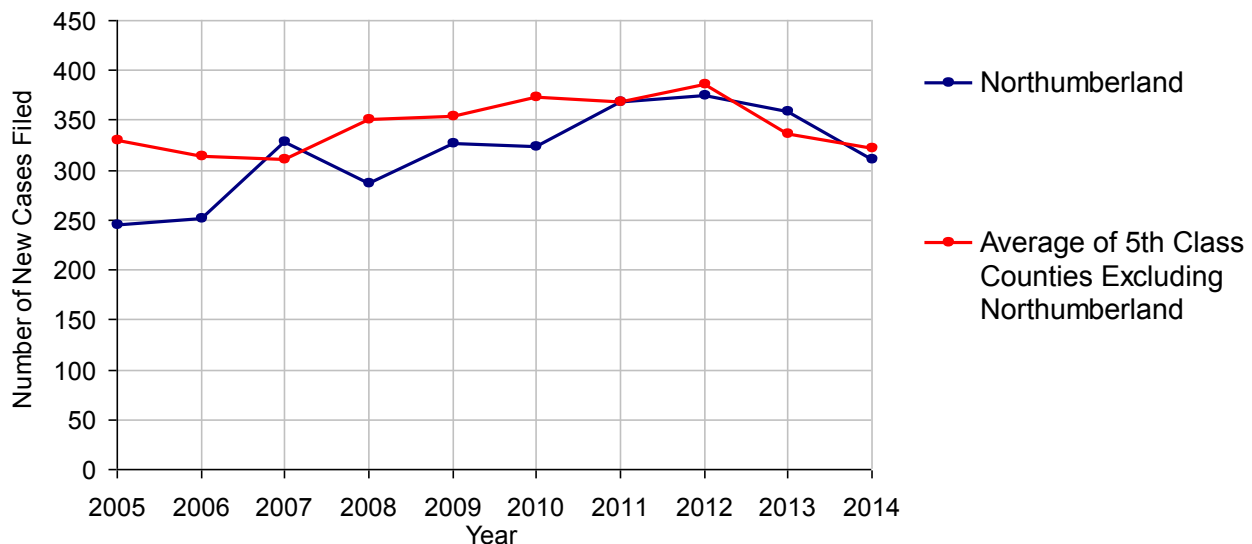
Cases Processed

331 100.0%

Cases Pending 12/31/2014

0

PFA New Cases Filed, 2005-2014

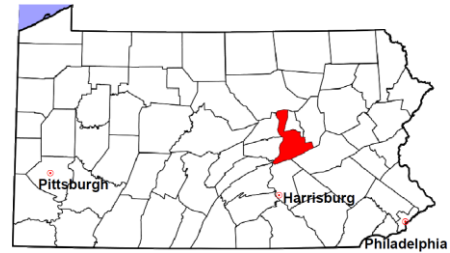


Northumberland County

2014 Population Estimate: 93,944

Class of County: 5th

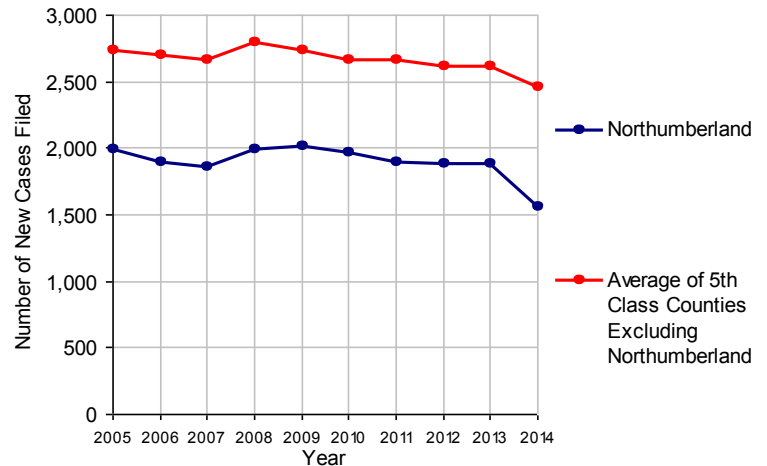
No. of Common Pleas Court Judgeships: 3



2014 Spousal & Child Support	No. of Petitions
Cases Pending 1/1/2014	221
New Cases Filed in 2014	1,556
Dockets Transferred In (+)	21
Dockets Transferred Out (-)	20
Cases Available for Processing	1,778
Processed By:	
Judge	55 3.5%
Intake Officer	1,485 93.9%
Hearing Officer	41 2.6%
Other	0
Cases Processed	1,581 100.0%
Cases Pending 12/31/2014	197

Data provided by PACSES

Spousal & Child Support New Cases Filed, 2005-2014



2014 Paternity	No. of Cases
Acknowledged:	
Non-Domestic Relations Section	165 84.2%
During Conference	24 12.2%
Non-Stipulated (post genetic test)	1 0.5%
Pre-Trial Conference	6 3.1%
Total	196 100.0%
Established:	
Stipulated	16 27.1%
Default	12 20.3%
Adjudication	0
Non-DRS-Paternity	31 52.5%
Total	59 100.0%
Cases Pending 12/31/2014	22

Data provided by PACSES

DEFINITIONS:

ACKNOWLEDGED:

NON-DOMESTIC RELATIONS SECTION: The voluntary Acknowledgement of Paternity by the alleged father.
DURING CONFERENCE: The alleged father signed the Acknowledgement of Paternity-Waiver of Trial (PE-010) at the initial child support conference.
NON-STIPULATED (POST GENETIC TEST): The alleged father signed the Acknowledgement of Paternity-Waiver of Trial after genetic tests were conducted and resulted in the alleged father being determined to be the biological father.
PRE-TRIAL CONFERENCE: The alleged father signed the Acknowledgement of Paternity-Waiver of Trial at the pre-trial conference.

ESTABLISHED:

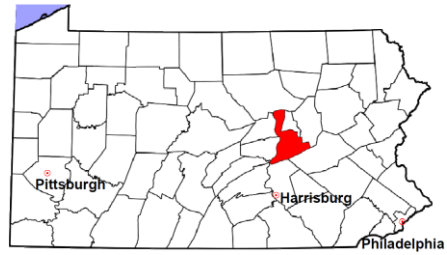
STIPULATED: The alleged father requested genetic tests and signed a stipulation that if the test results had a 99% or higher probability of paternity then the alleged father would be stipulated as the biological father of the child.
DEFAULT: The alleged father failed to appear after being served for either a support conference, hearing, or genetic test and a default paternity order was entered by the court.
ADJUDICATION: The alleged father was determined to be the biological father of the child through a court proceeding.
NON-DRS-PATERNITY: Paternity was established in another state, "Out of state only".

Northumberland County

2014 Population Estimate: 93,944

Class of County: 5th

No. of Common Pleas Court Judgeships: 3



2014 Custody/Partial Custody/Visitation

No. of
Petitions

Cases Pending 1/1/2014

222

New Cases Filed in 2014

560

Cases Available for Processing

782

Processed By:

Judge

1

0.2%

Non-Judicial Officer

434

72.9%

Other

160

26.9%

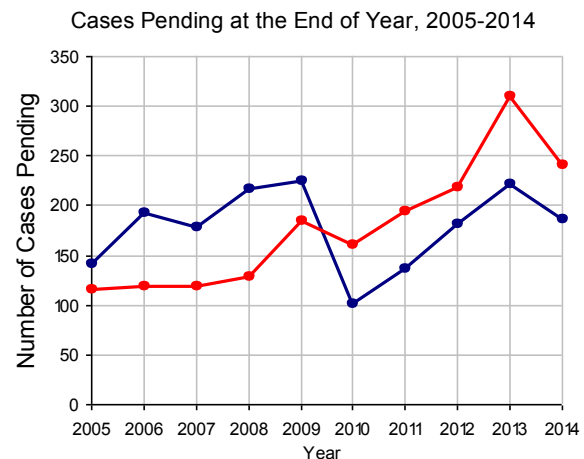
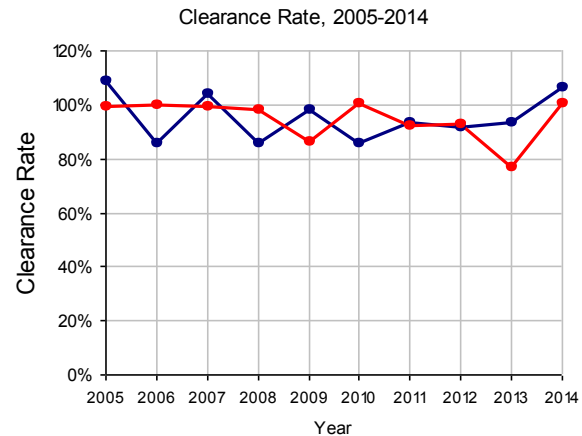
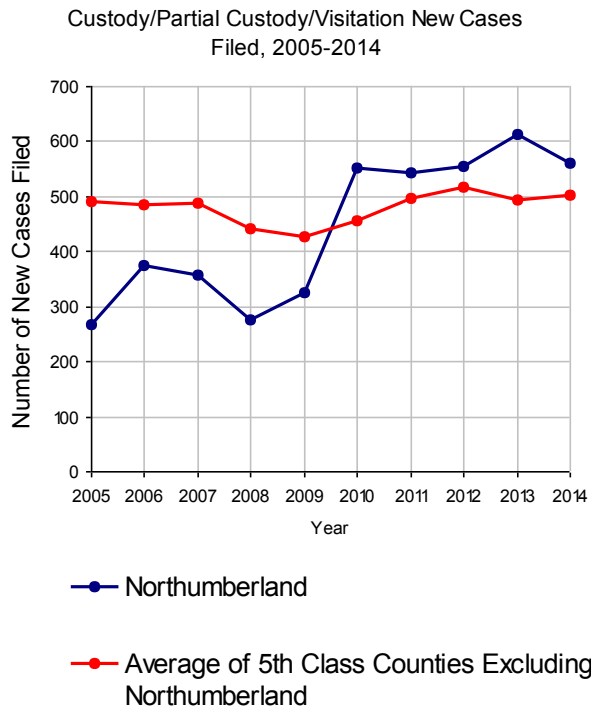
Cases Processed

595

100.0%

Cases Pending 12/31/2014

187

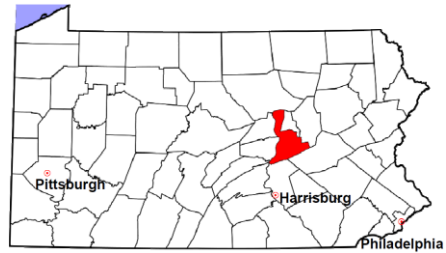


Northumberland County

2014 Population Estimate: 93,944

Class of County: 5th

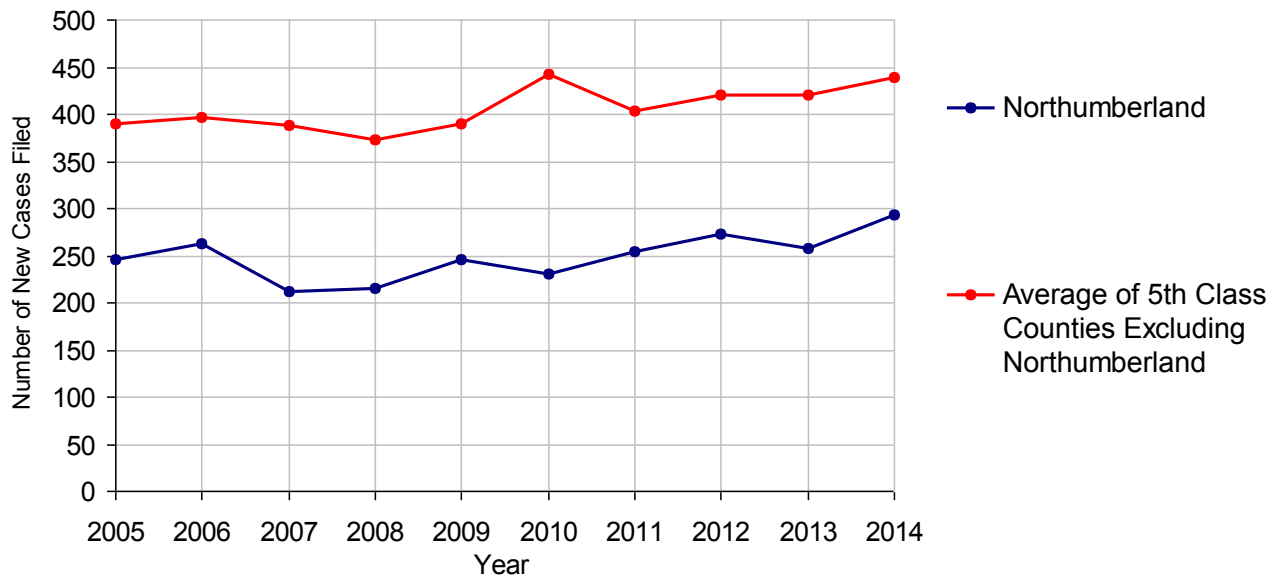
No. of Common Pleas Court Judgeships: 3



2014 Divorce

2014 Divorce		No. of Petitions	
Cases Pending 1/1/2014		585	
New Cases Filed in 2014		293	
Cases Available for Processing		878	
Processed By:			
Contested Before a Judge	29	10.9%	
Contested Before a Master	38	14.2%	
Uncontested	188	70.4%	
Other	12	4.5%	
Cases Processed	267	100.0%	
Cases Pending 12/31/2014	611		

Divorce New Cases Filed, 2005-2014

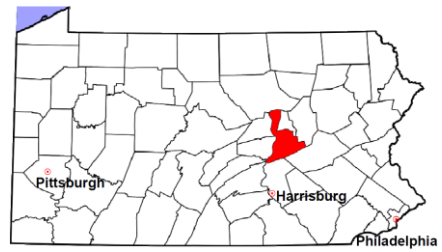


Northumberland County

2014 Population Estimate: 93,944

Class of County: 5th

No. of Common Pleas Court Judgeships: 3



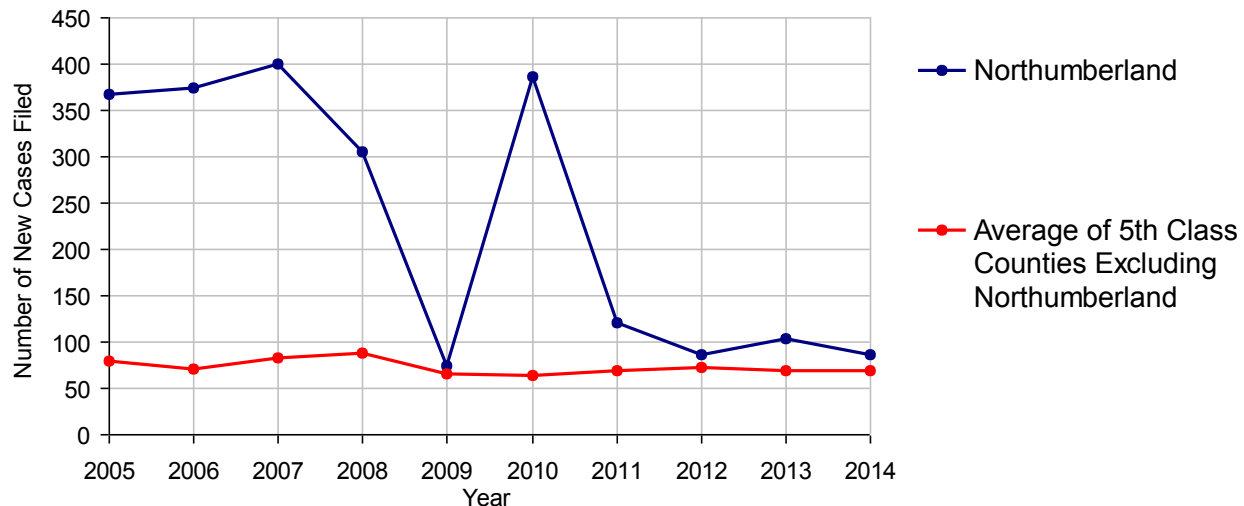
2014 Juvenile Dependency - Petitions Pending Adjudication



	Abuse/ Neglect	Status Offenses	Total
Cases Pending 1/1/2014	11	1	12
New Petitions Filed in 2014	84	2	86
Other	18	0	18
Total Petitions Available for Processing	113	3	116
Processed by:			
Adjudicated Dependent			
Judge	87	3	90
Master	0	0	0
Adjudicated NOT Dependent			
Judge	5	0	5
Master	0	0	0
Withdrawn/Dismissed/Inactive	0	0	0
Other	12	0	12
Total Petitions Processed	104	3	107
Cases Pending 12/31/2014	9	0	9

Data provided by CPCMS

Abuse/Neglect and Status Offenses New Cases Filed, 2005-2014



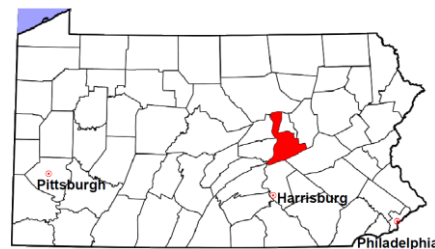
Note: (1) Dependency data for 2005-2010 were collected manually. Dependency data for 2011-2014 were provided by CPCMS. (2) A sharp increase or decrease may reflect changes in practice or counting methods.

Northumberland County

2014 Population Estimate: 93,944

Class of County: 5th

No. of Common Pleas Court Judgeships: 3



2014 Juvenile Dependency - Adjudicated Dependent Inventory



	Abuse/ Neglect	Status Offenses	Total
Cases Pending 1/1/2014	296	1	297
New Adjudicated Dependent Cases	87	3	90
Other	5	0	5
Total Adjudicated Dependent Cases	388	4	392

Court Supervision Terminated:

Family Reunification	31	29.2%	1	33.3%	32	29.4%
Adoption	57	53.8%	0		57	52.3%
Placement with a Relative/Guardian	13	12.3%	2	66.7%	15	13.8%
Aged Out	3	2.8%	0		3	2.8%
Other Permanency Outcomes*	1	0.9%	0		1	0.9%
Other**	1	0.9%	0		1	0.9%
Total Adjudicated Dependent Cases Terminated	106	100.0%	3	100.0%	109	100.0%
Cases Pending 12/31/2014	282		1		283	

Data provided by CPCMS

* Other Permanency Outcomes include: adjudicated delinquent, death due to natural causes, emancipation, permanent living arrangement, and parent has come forward.

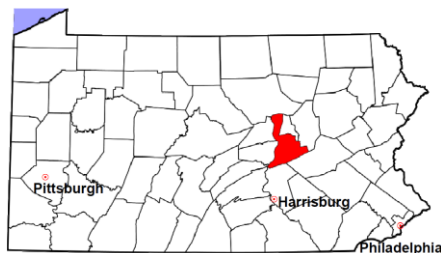
** Other includes cases where court supervision is terminated due to transfer out of jurisdiction, withdrawal and administrative closure.

Northumberland County

2014 Population Estimate: 93,944

Class of County: 5th

No. of Common Pleas Court Judgeships: 3



2014 Juvenile Delinquency

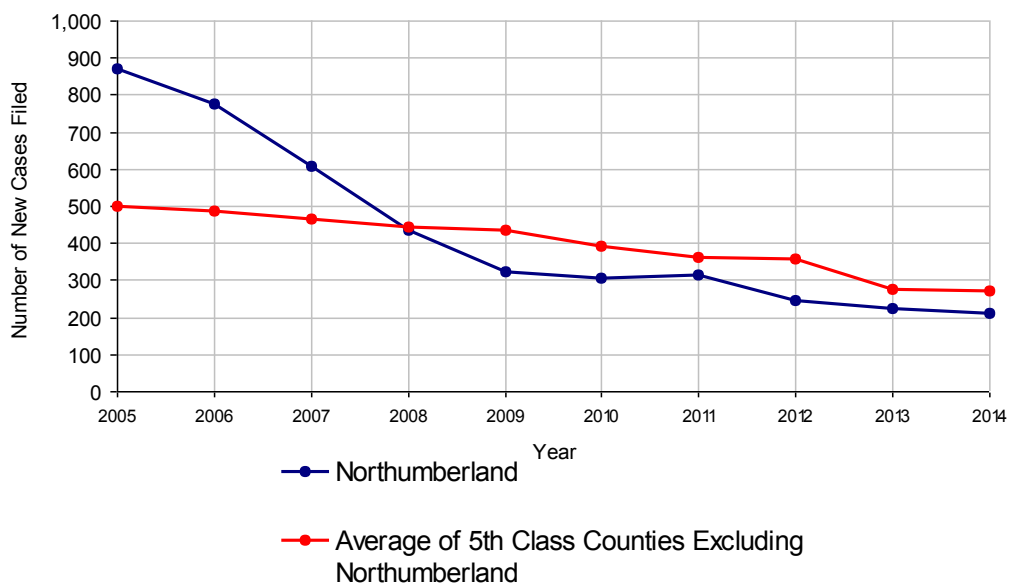
**No. of
Cases**

New Cases Filed in 2014

212

Note: In 2014, the counties transitioned delinquency case management to the statewide Common Pleas Case Management System (CPCMS). The project is ongoing therefore, only selected delinquency data are reported for 2014; full publication of the detailed delinquency data will debut in 2015.

Juvenile Delinquency New Cases Filed, 2005-2014

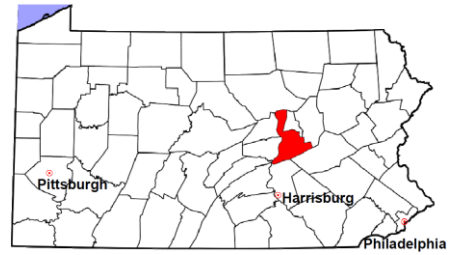


Northumberland County

2014 Population Estimate: 93,944

Class of County: 5th

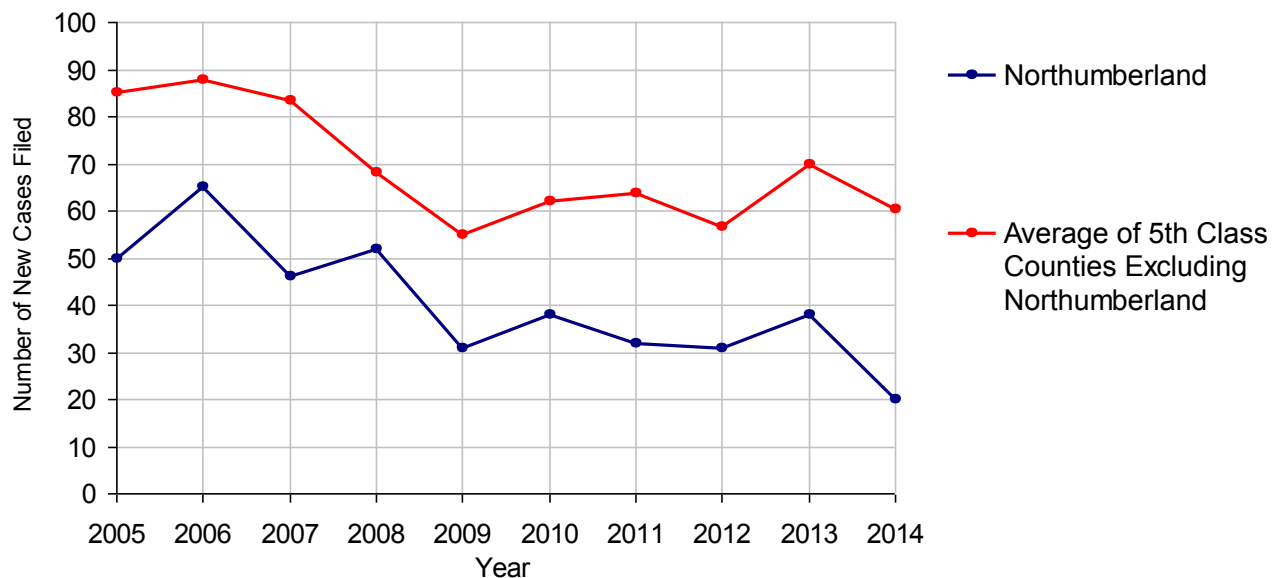
No. of Common Pleas Court Judgeships: 3



2014 Accounts	No. of Cases	
Cases Pending 1/1/2014	1 (R)	
New Cases Filed in 2014	20	
Cases Available for Processing	21	
Processed By:		
Contested before a Judge	0	
Contested before a Non-judicial Officer	0	
Uncontested	20	100.0%
Other	0	
Cases Processed	20	100.0%
Cases Pending 12/31/2014	1	

(R) - Revised

Accounts New Cases Filed, 2005-2014

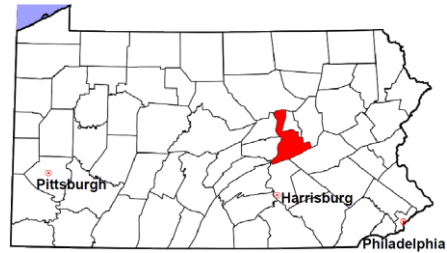


Northumberland County

2014 Population Estimate: 93,944

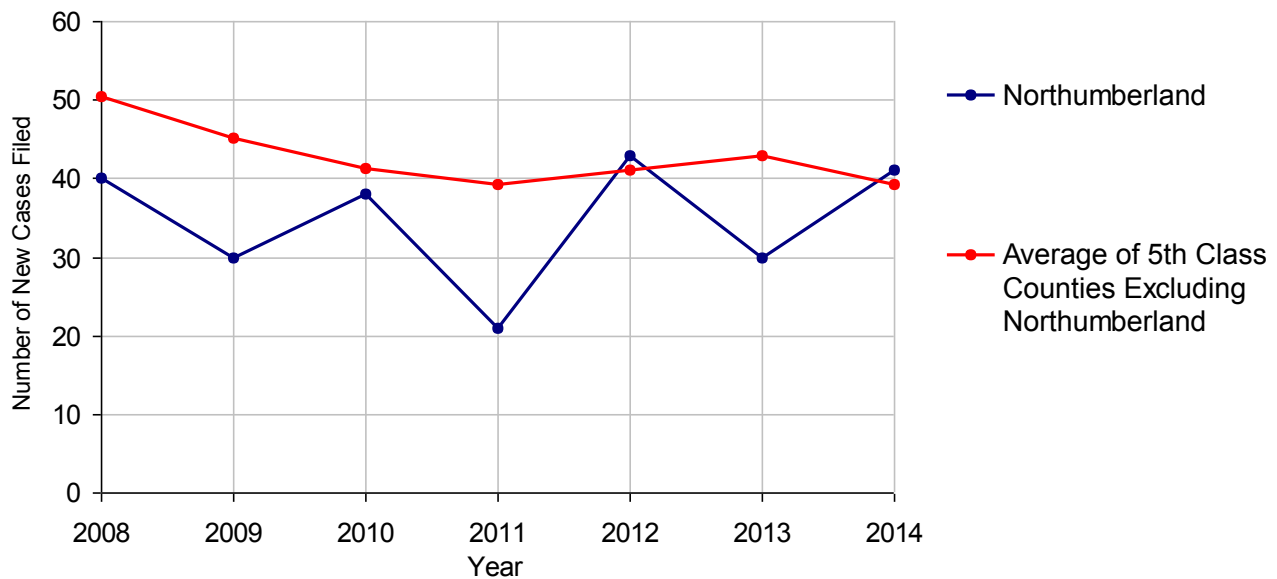
Class of County: 5th

No. of Common Pleas Court Judgeships: 3



2014 Adoptions		No. of Cases	
Cases Pending 1/1/2014		1	
New Cases Filed in 2014		41	
Cases Available for Processing		42	
Processed By:			
Contested before a Judge	Granted	0	
	Denied	0	
Uncontested	Granted	42	100.0%
	Denied	0	
Other		0	
Cases Processed		42	100.0%
Cases Pending 12/31/2014		0	

Adoptions New Cases Filed, 2008-2014



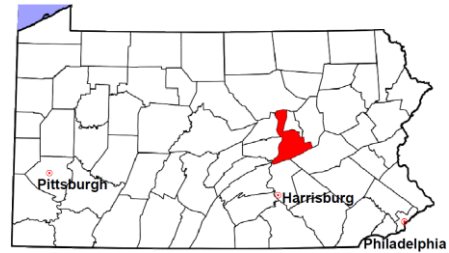
Note: Prior to 2008, each petition was counted as one new case, regardless of the number of children listed on the petition. Starting in 2008, each child listed on a petition is counted as a separate case. Therefore, statistics since 2008 should not be compared to statistics prior to 2008.

Northumberland County

2014 Population Estimate: 93,944

Class of County: 5th

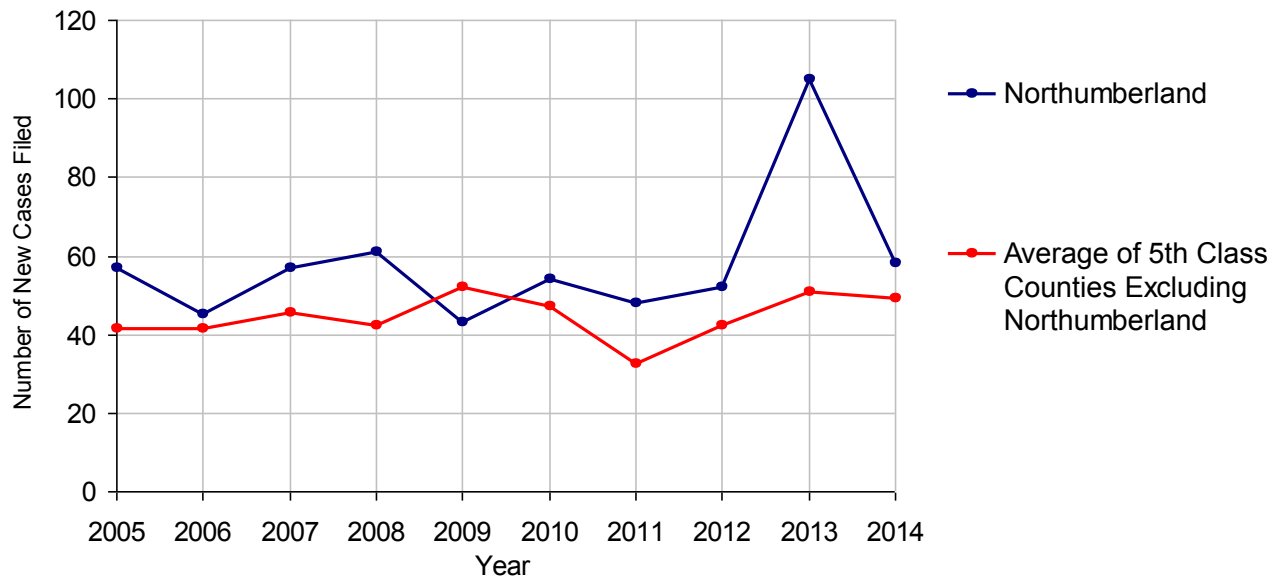
No. of Common Pleas Court Judgeships: 3



2014 Relinquishments/Terminations	No. of Cases	
Cases Pending 1/1/2014	12 (R)	
New Cases Filed in 2014	58	
Cases Available for Processing	70	
Processed By:		
Contested before a Judge	0	
Uncontested	66	100.0%
Other	0	
Cases Processed	66	100.0%
Cases Pending 12/31/2014	4	

(R) - Revised

Relinquishments/Terminations New Cases Filed, 2005-2014

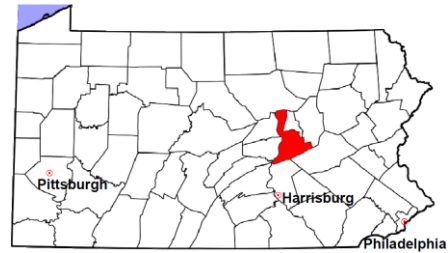


Northumberland County

2014 Population Estimate: 93,944

Class of County: 5th

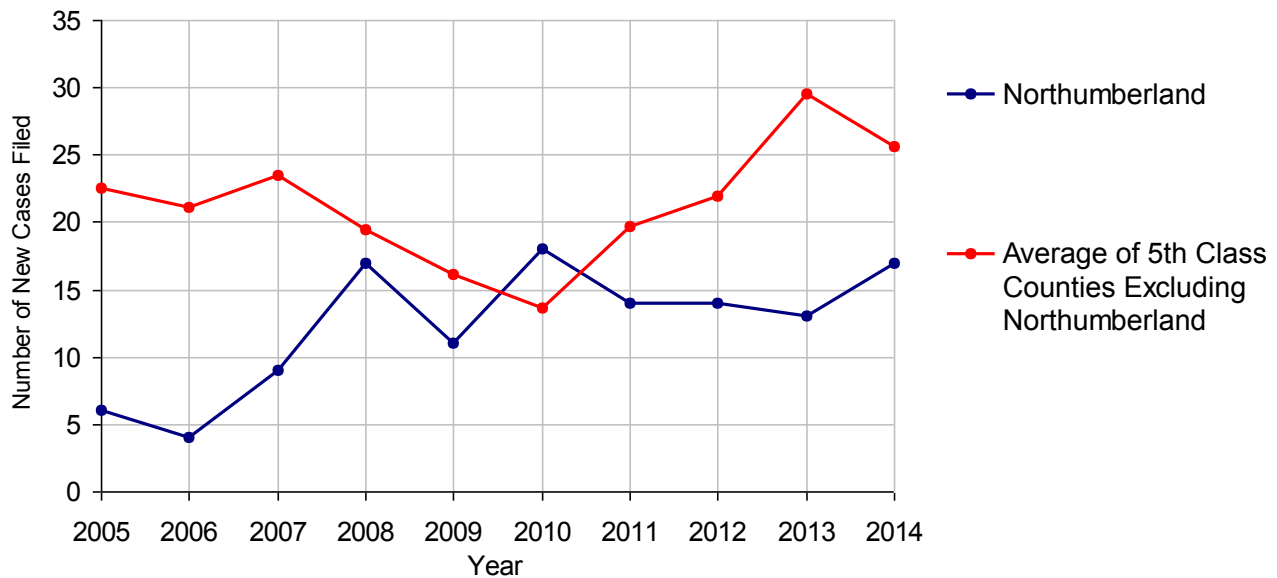
No. of Common Pleas Court Judgeships: 3



2014 Appointment of Guardians

	No. of Cases	
Cases Pending 1/1/2014	3	
New Cases Filed in 2014	17	
Cases Available for Processing	20	
Processed By:		
Contested before a Judge	0	
Uncontested	18	100.0%
Other	0	
Cases Processed	18	100.0%
Cases Pending 12/31/2014	2	

Appointment of Guardians New Cases Filed, 2005-2014



Northumberland County

2014 Population Estimate: 93,944

Class of County: 5th

No. of Common Pleas Court Judgeships: 3



2014 Jury Yield and Utilization

Jury Yield

Qualification Questionnaires/Summonses Mailed:	3,731	A		
Returned Undeliverable:	277	B	7.4%	Of Qualification Questionnaires/ Summonses Mailed
Not Responded to:	262	C	7.0%	
the Number of Prospective Jurors:				
Disqualified:	0	D		
Exempted:	23	E	0.6%	
Excused:	95	F	2.5%	Of Jurors Qualified and Available
Deferred to New Term:	126	G	3.4%	
Deferred from Previous Term:	533	H	14.3%	
Total Number of Qualified Jurors Available for Service:	3,481	I	93.3%	

$I = A - B - C - D - E - F - G + H$

Jury Utilization

the Number of Jurors:				
Reporting for Service:	954	27.4%	Of Jurors Qualified and Available	
Told Not to Report for Service:	137	3.9%		
Sent to Courtroom for Jury Selection (Voir Dire):	640	67.1%	Of Jurors Reporting for Service	
Utilized in incomplete jury selection:	38	4.0%		
Impaneled or Sworn (jurors/alternates):	224	23.5%		
Removed for Cause/Hardship:	90			
Removed by Peremptory Challenge:	0			

Jury Costs

Total Annual Budget for Juror Operations:	\$3,062.00	J
Average Cost Per Juror:	\$0.82	K

$K = J/A$