

Pennsylvania Statewide Common Pleas Caseload Statistics

2013 Population Estimate: 12,773,801

No. of Common Pleas Court Judgeships: 450

2013 Criminal No. of Cases

Cases Pending 1/1/2013	81,024 ^(R)
New Cases Filed in 2013	170,748
Reopened Cases	10,057

Cases Available for Disposition 261,829

Disposed by:

Withdrawn/Dismissed	10,600	5.9%
ARD	34,596	19.2%
Guilty Plea	121,207	67.4%
Non-Jury Trial	3,607	2.0%
Jury Trial	2,173	1.2%
Inactive	6,594	3.7%
Other	1,144	0.6%
Total Cases Disposed	179,921	100.0%

Cases Pending 12/31/2013 81,908

Cases Awaiting Sentencing 6,893



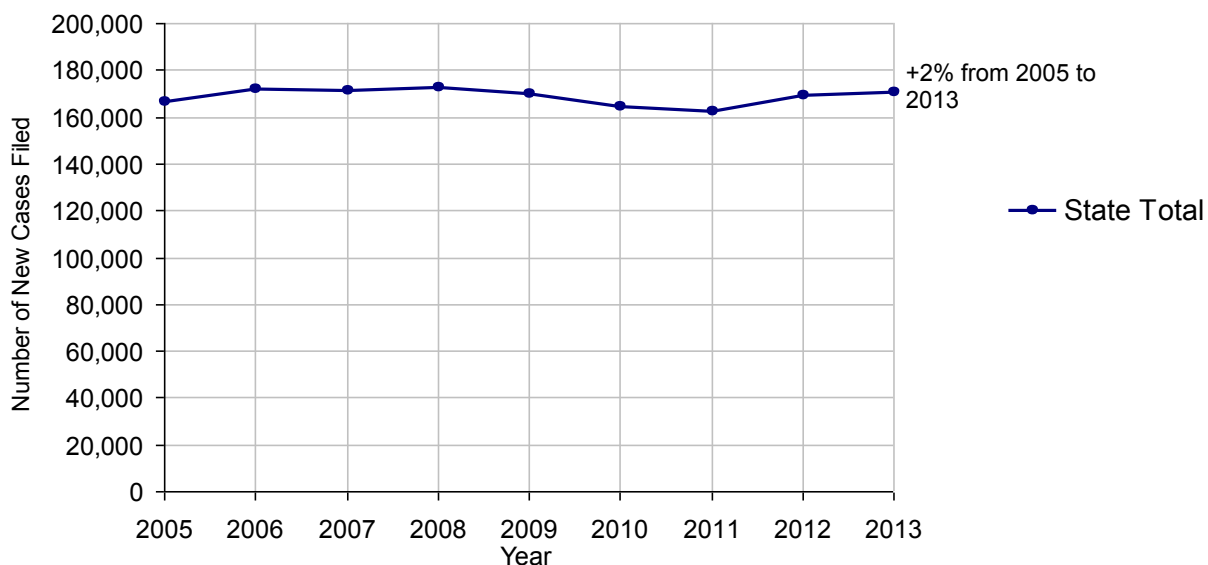
Age of Pending Cases as of 12/31/2013

0-60 Days	25,630	31.3%
61-120 Days	20,183	24.6%
121-180 Days	11,019	13.5%
181-240 Days	6,995	8.5%
241-300 Days	4,543	5.5%
301-360 Days	3,344	4.1%
Over 360 Days	10,194	12.4%
Total	81,908	100.0%

(R) - Revised

Data provided by CPCMS

Criminal New Cases Filed, 2005-2013



Pennsylvania Statewide Common Pleas Caseload Statistics

2013 Population Estimate: 12,773,801

No. of Common Pleas Court Judgeships: 450

2013 Criminal - New Cases by Case Type



Case Type	Felony	Misdemeanor	Summary /Ungraded	Total	
Person	13,973	11,995	86	26,054	15.3%
Property	25,254	22,458	324	48,036	28.1%
Drug	16,866	18,133	24	35,023	20.5%
Weapon	3,011	750	5	3,766	2.2%
Public Order	3,666	8,619	183	12,468	7.3%
Motor Vehicle - DWI/DUI	0	43,735	30	43,765	25.6%
Motor Vehicle - Other	91	817	45	953	0.6%
Other	630	51	2	683	0.4%
Total	63,491	106,558	699	170,748	100.0%
	37.2%	62.4%	0.4%	100.0%	

Data provided by CPCMS

Pennsylvania Statewide Common Pleas Caseload Statistics

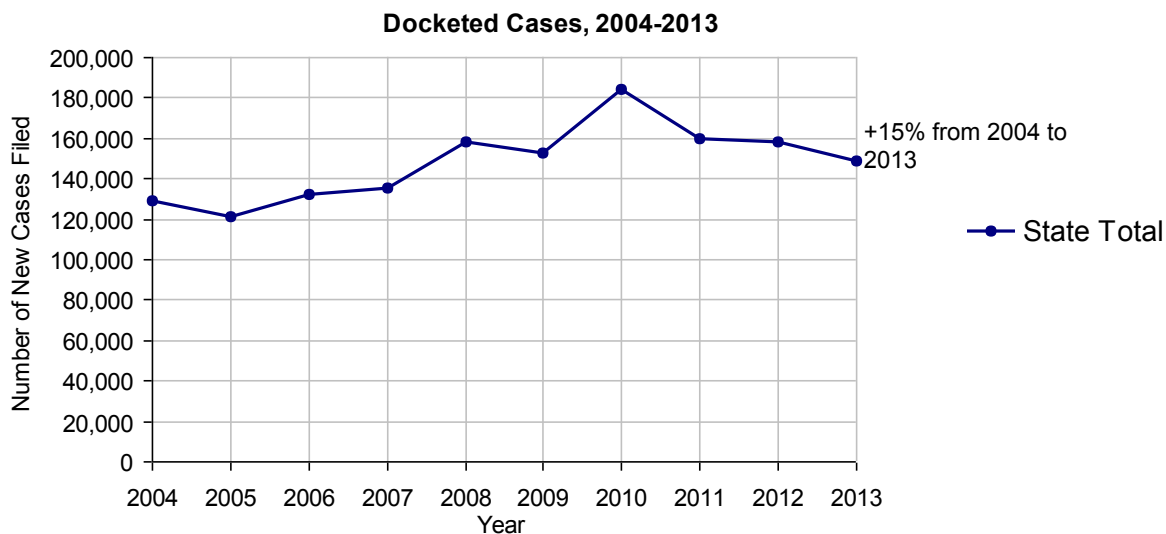
2013 Population Estimate: 12,773,801

No. of Common Pleas Court Judgeships: 450

2013 Civil	Civil Action	Other	Total
Cases Pending 1/1/2013	164,713 ^(R)	128,749 ^(R)	293,462 ^(R)
Docketed Cases	81,244	68,195	149,439
Arbitration Appeals	2,742	244	2,986
Transferred In	870	194	1,064
Returned to Active	4,636	2,716	7,352
Cases Available for Processing	254,205	200,098	454,303
Disposed By:			
Default Judgments	16,875	22,644	39,519
Cases Decided by Arbitration Board	4,147	640	4,787
Dispositive Motions	5,840	4,267	10,107
Settlements	24,417	15,887	40,304
Moved to Inactive Status	3,610	1,429	5,039
Transferred/Withdrawn	4,817	3,033	7,850
Administrative Purge	6,955	6,585	13,540
Other	16,747	10,336	27,083
Jury Trial	780	58	838
Non-Jury Trial	1,062	473	1,535
Total Cases Disposed	85,250	65,352	150,602
Cases Pending 12/31/2013	168,955	134,746	303,701

Age of Pending Cases as of 12/31/2013 (Civil Action Only)		
0-6 months	41,912	24.8%
7-12 months	25,678	15.2%
13-18 months	17,783	10.5%
19-24 months	16,695	9.9%
25-30 months	14,123	8.4%
31-36 months	14,389	8.5%
37-42 months	14,724	8.7%
43-48 months	4,980	2.9%
49-54 months	2,578	1.5%
55-60 months	2,326	1.4%
61-66 months	2,121	1.3%
67-72 months	1,528	0.9%
Over 72 months	10,118	6.0%
Total	168,955	100.0%

(R) - Revised due to an administrative review of the pending inventory.



Note: Prior to June 2010, docketed cases under the "Other" category were not reported. The inclusion of these cases starting from June 2010 may contribute to an increase in docketed cases from 2009 to 2010.

Pennsylvania Statewide Common Pleas Caseload Statistics

2013 Population Estimate: 12,773,801

No. of Common Pleas Court Judgeships: 450

2013 Civil - Docketed Cases Listed by Case Type

TORT 32,574 21.8%

(does not include mass tort)

Intentional	883
Malicious Prosecution	103
Motor Vehicle	19,459
Nuisance	75
Premise Liability	6,080
Product Liability	749
Slander/Libel/Defamation	1,312
Other	3,913

MASS TORT 1,059 0.7%

Asbestos	558
Tobacco	0
Toxic Tort - DES	1
Toxic Tort - Implant	0
Toxic Waste	3
Other	497

PROFESSIONAL LIABILITY 2,130 1.4%

Dental	81
Legal	224
Medical Malpractice	1,560
Other	265

CONTRACT 42,896 28.7%

(does not include judgments)

Buyer Plaintiff	805
Debt Collection: Credit Card	16,825
Debt Collection: Other	15,823
Employment Dispute:	
Employment Dispute: Discrimination	111
Employment Dispute: Other	422
Other	8,910

REAL PROPERTY 45,763 30.6%

Ejectment*	4,041
Eminent Domain/Condemnation	657
Ground Rent	12
Landlord/Tenant Dispute	2,573
Mortgage Foreclosure:	
Residential*	33,632
Commercial*	802
Partition of Real Property*	333
Quiet Title*	1,541
Other*	2,172

CIVIL APPEALS 18,561 12.4%

- Administrative Agencies

Board of Assessment*	10,127
Board of Elections*	281
Dept. of Transportation*	5,263
Zoning Board*	278
Statutory Appeal - Other*	507
Other*	2,105

MISCELLANEOUS 6,456 4.3%

Common Law/	
Statutory Arbitration*	142
Declaratory Judgment*	646
Mandamus*	127
Non-Domestic Relations	
Restraining Order*	109
Quo Warranto*	3
Replevin*	568
Other*	4,861

TOTAL DOCKETED CASES 149,439 100.0%

Of the Docketed Cases:

Pro Se Filings: 9,119 6.1% Class Action Suits: 134 0.1% MDJ Appeals: 5,960 4.0%

* Civil Other

Pennsylvania Statewide Common Pleas Caseload Statistics

2013 Population Estimate: 12,773,801

No. of Common Pleas Court Judgeships: 450

2013 Protection From Abuse

No. of
Petitions

Cases Pending 1/1/2013

4,638 ^(R)

New Cases Filed in 2013

39,078

Of these, Petitions Requesting Temporary Orders: 38,821 (99.3%)

Temporary Orders DENIED: 4,974 (12.8%), Temporary Orders GRANTED: 33,847 (87.2%)

Cases Available for Processing

43,716

Processed By:

Temporary Order DENIED After Ex Parte Hearing and No Evidentiary Hearing Schedule	1,407	3.6%
Temporary Order DISMISSED After Evidentiary Hearing and No Final Order Entered	2,097	5.3%
Final Order DENIED After Evidentiary Hearing Before a Judge	1,393	3.5%
Final Order GRANTED After Evidentiary Hearing Before a Judge	6,014	15.2%
Plaintiff Did Not Appear For Evidentiary Hearing	11,746	29.7%
Final Order by STIPULATION OR AGREEMENT Between the Parties	8,003	20.2%
Petition WITHDRAWN by Plaintiff	7,974	20.2%
TRANSFERRED to Another Jurisdiction	12	<0.1%
DECEASED Party	14	<0.1%
Other	879	2.2%

Cases Processed

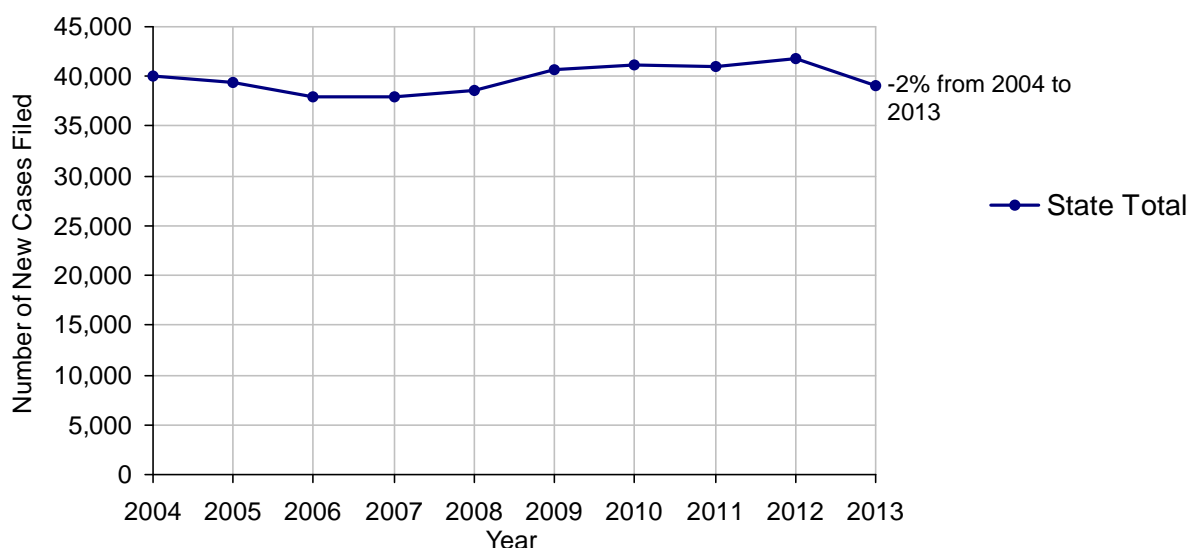
39,539 100.0%

Cases Pending 12/31/2013

4,177

(R) - Revised

PFA New Cases Filed, 2004-2013



Pennsylvania Statewide Common Pleas Caseload Statistics

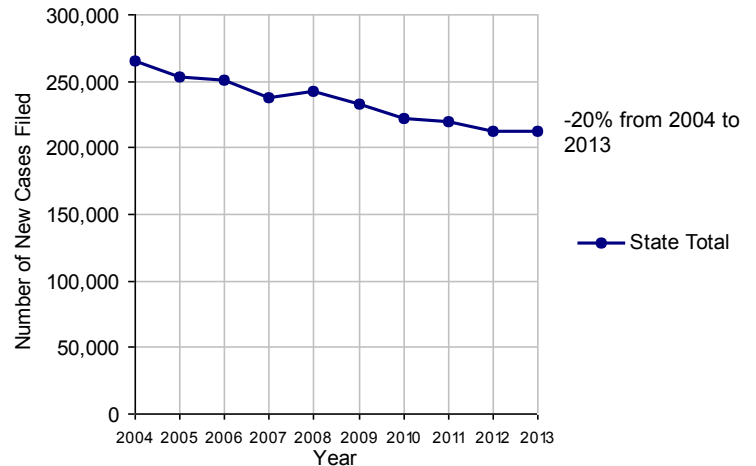
2013 Population Estimate: 12,773,801

No. of Common Pleas Court Judgeships: 450

2013 Spousal & Child Support	No. of Petitions	
Cases Pending 1/1/2013	56,945	
New Cases Filed in 2013	202,912	
Dockets Transferred In (+)	2,740	
Dockets Transferred Out (-)	2,627	
Cases Available for Processing	259,970	
Processed By:		
Judge	7,740	3.8%
Intake Officer	174,169	86.1%
Hearing Officer	20,206	10.0%
Other	95	<0.1%
Cases Processed	202,210	100.0%
Cases Pending 12/31/2013	57,760	

Data provided by PACSES

Spousal & Child Support New Cases Filed, 2004-2013



2013 Paternity	No. of Cases	
Acknowledged:		
Non-Domestic Relations Section	19,699	73.6%
During Conference	5,591	20.9%
Non-Stipulated (post genetic test)	360	1.3%
Pre-Trial Conference	1,114	4.2%
Total	26,764	100.0%
Established:		
Stipulated	3,991	42.5%
Default	1,749	18.6%
Adjudication	64	0.7%
Non-DRS-Paternity	3,577	38.1%
Total	9,381	100.0%
Cases Pending 12/31/2013	17,341	

Data provided by PACSES

DEFINITIONS:

ACKNOWLEDGED:

NON-DOMESTIC RELATIONS SECTION: The voluntary Acknowledgement of Paternity by the alleged father.
DURING CONFERENCE: The alleged father signed the Acknowledgement of Paternity-Waiver of Trial (PE-010) at the initial child support conference.
NON-STIPULATED (POST GENETIC TEST): The alleged father signed the Acknowledgement of Paternity-Waiver of Trial after genetic tests were conducted and resulted in the alleged father being determined to be the biological father.
PRE-TRIAL CONFERENCE: The alleged father signed the Acknowledgement of Paternity-Waiver of Trial at the pre-trial conference.

ESTABLISHED:

STIPULATED: The alleged father requested genetic tests and signed a stipulation that if the test results had a 99% or higher probability of paternity then the alleged father would be stipulated as the biological father of the child.
DEFAULT: The alleged father failed to appear after being served for either a support conference, hearing, or genetic test and a default paternity order was entered by the court.
ADJUDICATION: The alleged father was determined to be the biological father of the child through a court proceeding.
NON-DRS-PATERNITY: Paternity was established in another state, "Out of state only".

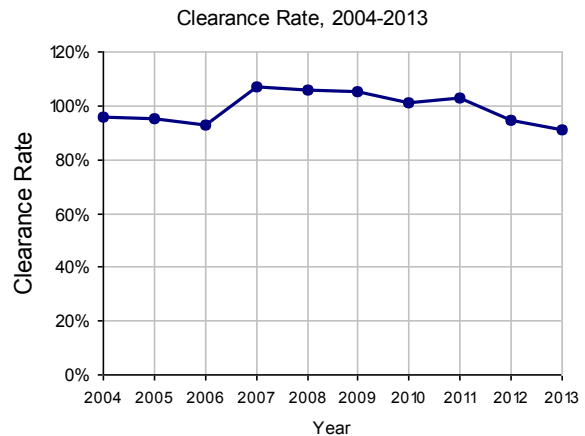
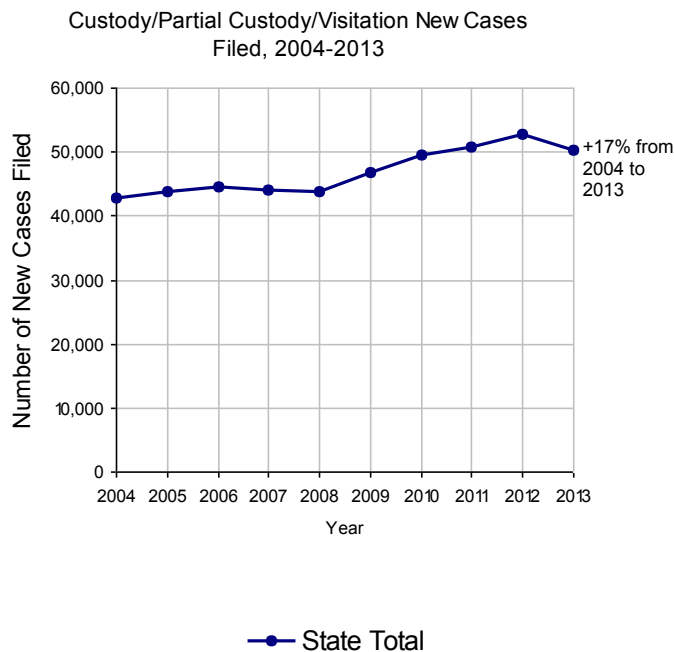
Pennsylvania Statewide Common Pleas Caseload Statistics

2013 Population Estimate: 12,773,801

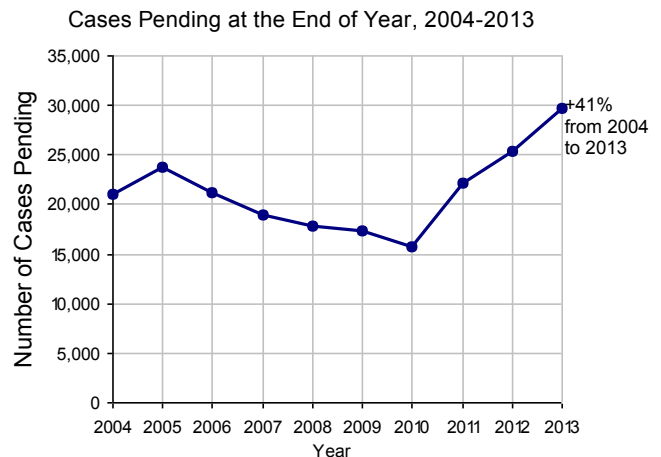
No. of Common Pleas Court Judgeships: 450

2013 Custody/Partial Custody/Visitation	No. of Petitions	
Cases Pending 1/1/2013	25,134 ^(R)	
New Cases Filed in 2013	50,311	
Cases Available for Processing	75,445	
Processed By:		
Judge	16,645	36.4%
Non-Judicial Officer	22,726	49.7%
Other	6,400	14.0%
Cases Processed	45,771	100.0%
Cases Pending 12/31/2013	29,674	

(R) - Revised



Note: Clearance Rate = Cases Processed / New Cases Filed



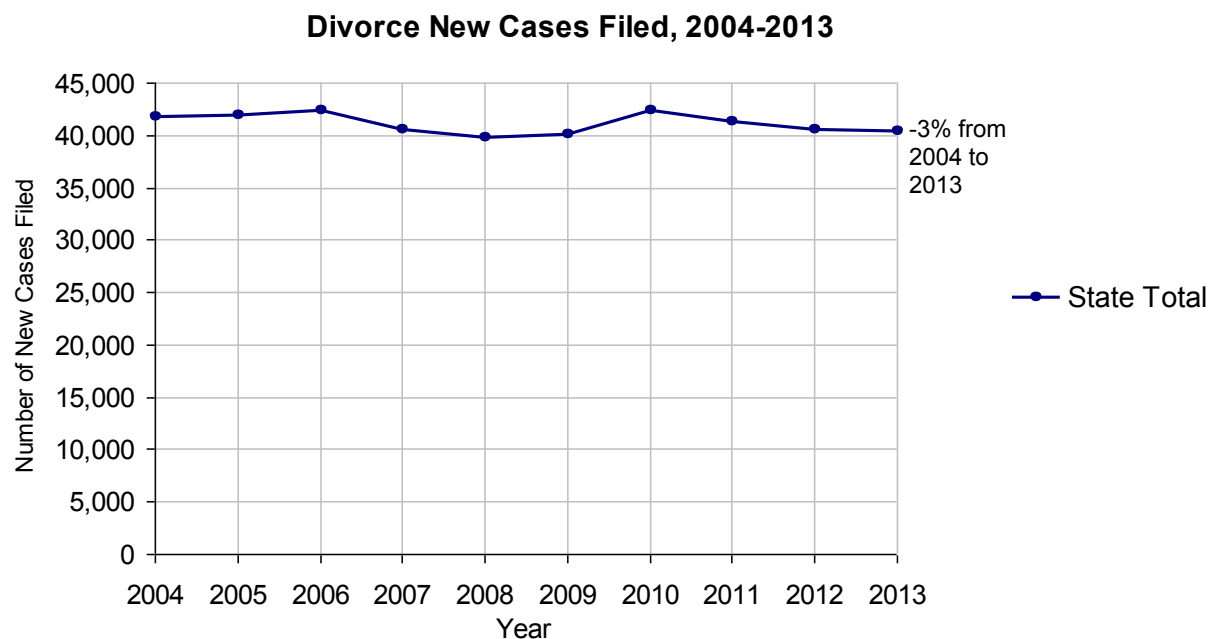
Pennsylvania Statewide Common Pleas Caseload Statistics

2013 Population Estimate: 12,773,801

No. of Common Pleas Court Judgeships: 450

2013 Divorce	No. of Petitions	
Cases Pending 1/1/2013	72,858 ^(R)	
New Cases Filed in 2013	40,450	
Cases Available for Processing	113,308	
Processed By:		
Contested Before a Judge	2,836	6.9%
Contested Before a Master	2,494	6.1%
Uncontested	30,574	74.3%
Other	5,224	12.7%
Cases Processed	41,128	100.0%
Cases Pending 12/31/2013	72,180	

(R) - Revised



Pennsylvania Statewide Common Pleas Caseload Statistics

2013 Population Estimate: 12,773,801

No. of Common Pleas Court Judgeships: 450

2013 Juvenile Dependency - Petitions Pending Adjudication



	Abuse/ Neglect	Status Offenses	Total
Cases Pending 1/1/2013	1,458	287	1,745
New Petitions Filed in 2013	10,442	426	10,868
Other	191	12	203
Total Petitions Available for Processing	12,091	725	12,816

Processed by:

Adjudicated Dependent

Judge	6,137	206	6,343
-------	-------	-----	-------

Master	1,915	129	2,044
--------	-------	-----	-------

Adjudicated NOT Dependent

Judge	739	29	768
-------	-----	----	-----

Master	209	12	221
--------	-----	----	-----

Withdrawn/Dismissed/Inactive	752	27	779
------------------------------	-----	----	-----

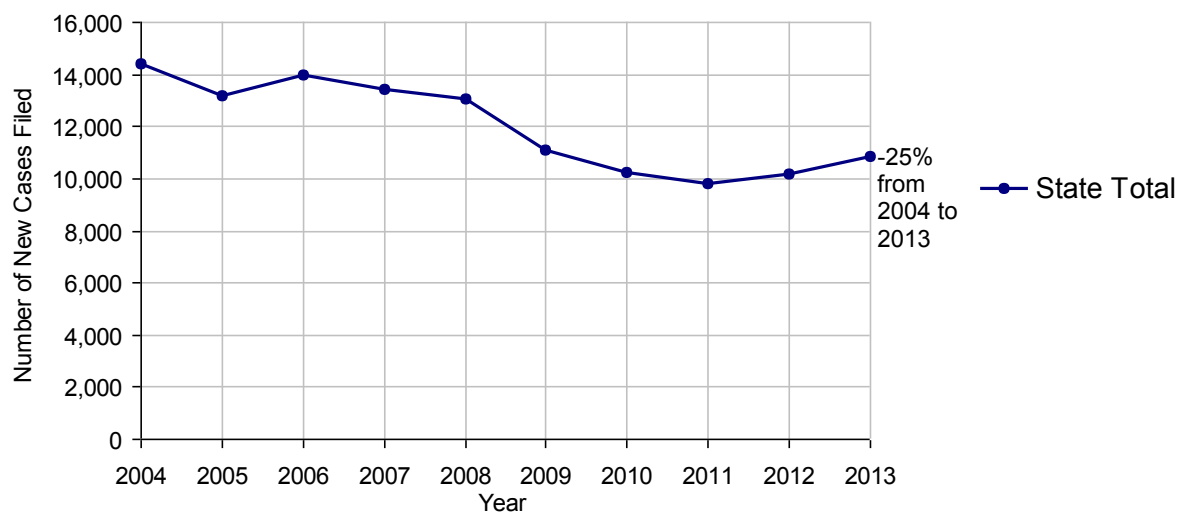
Other	685	39	724
-------	-----	----	-----

Total Petitions Processed	10,437	442	10,879
----------------------------------	---------------	------------	---------------

Cases Pending 12/31/2013	1,654	283	1,937
---------------------------------	--------------	------------	--------------

Data provided by CPCMS

Abuse/Neglect and Status Offenses New Cases Filed, 2004-2013




Note: Dependency data for 2004-2010 were collected manually. Dependency data for 2011 and 2012 were provided by CPCMS.

Pennsylvania Statewide Common Pleas Caseload Statistics

2013 Population Estimate: 12,773,801

No. of Common Pleas Court Judgeships: 450

2013 Juvenile Dependency - Adjudicated Dependent Inventory

	Abuse/ Neglect	Status Offenses	Total
Cases Pending 1/1/2013	15,751	618	16,369
New Adjudicated Dependent Cases	8,052	335	8,387
Other	552	34	586
Total Adjudicated Dependent Cases	24,355	987	25,342
<u>Court Supervision Terminated:</u>			
Family Reunification	967 13.3%	86 22.9%	1,053 13.8%
Adoption	1,540 21.2%	6 1.6%	1,546 20.2%
Placement with a Relative/Guardian	3,061 42.1%	152 40.4%	3,213 42.1%
Aged Out	1,057 14.6%	81 21.5%	1,138 14.9%
Other Permanency Outcomes*	178 2.5%	20 5.3%	198 2.6%
Other**	460 6.3%	31 8.2%	491 6.4%
Total Adjudicated Dependent Cases Terminated	7,263 100.0%	376 100.0%	7,639 100.0%
Cases Pending 12/31/2013	17,092	611	17,703

Data provided by CPCMS

* Other Permanency Outcomes include: adjudicated delinquent, death due to natural causes, death due to negligence, emancipation, permanent living arrangement, and parent has come forward.

** Other includes cases where court supervision is terminated due to transfer out of jurisdiction, withdrawal and administrative closure.

Pennsylvania Statewide Common Pleas Caseload Statistics

2013 Population Estimate: 12,773,801

No. of Common Pleas Court Judgeships: 450

2013 Juvenile Delinquency

**No. of
Cases**

Cases Pending 1/1/2013

11,562^(R)

New Cases Filed in 2013

26,998

Cases Available for Processing

38,560

Processed By:

Judge

11,470

41.6%

Non-Judicial Officer

10,593

38.4%

Other

5,491

19.9%

Cases Processed

27,554

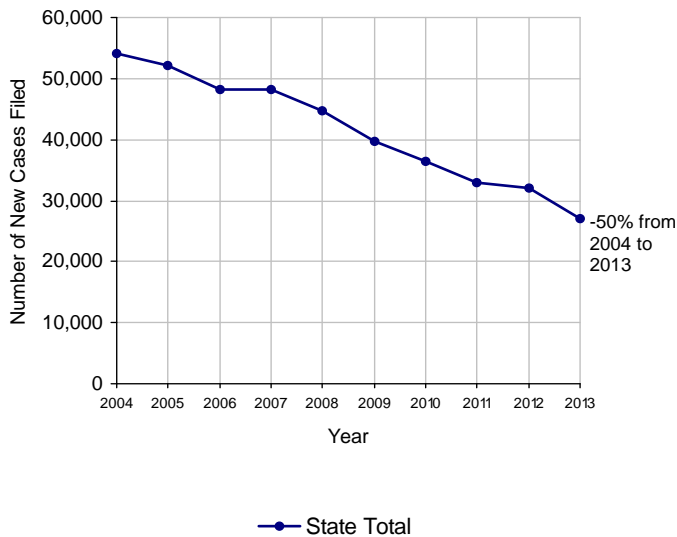
100.0%

Cases Pending 12/31/2013

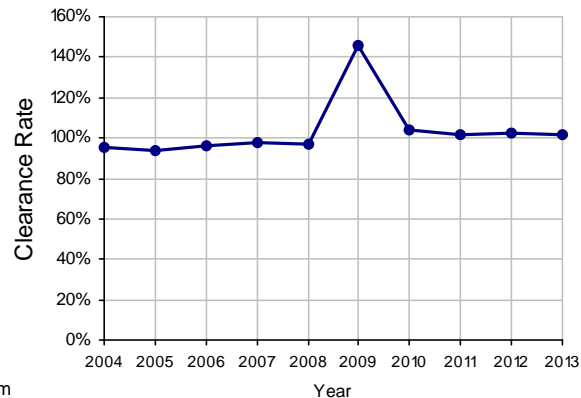
11,006

(R) - Revised

Juvenile Delinquency New Cases Filed, 2004-2013

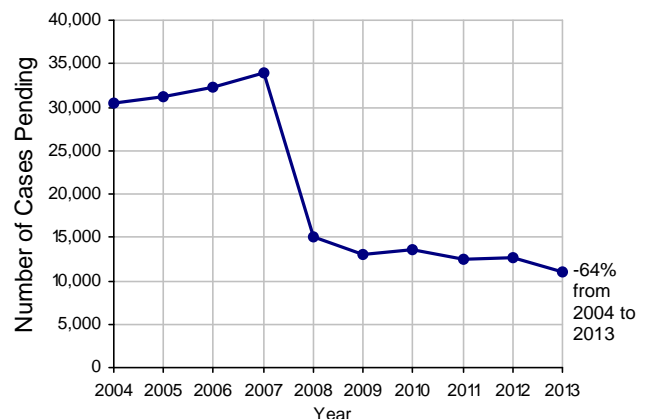


Clearance Rate, 2004-2013



Note: Clearance Rate = Cases Processed / New Cases Filed

Cases Pending at the End of Year, 2004-2013



Pennsylvania Statewide Common Pleas Caseload Statistics

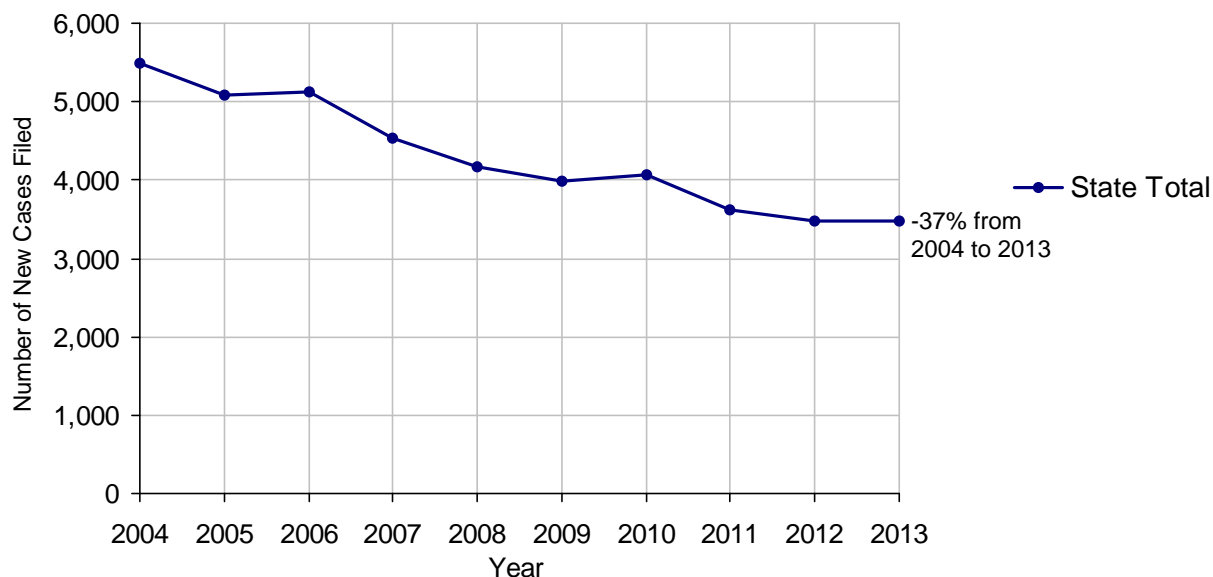
2013 Population Estimate: 12,773,801

No. of Common Pleas Court Judgeships: 450

2013 Accounts	No. of Cases	
Cases Pending 1/1/2013	1,514	
New Cases Filed in 2013	3,469	
Cases Available for Processing	4,983	
Processed By:		
Contested before a Judge	348	9.6%
Contested before a Non-judicial Officer	2	0.1%
Uncontested	3,141	86.3%
Other	150	4.1%
Cases Processed	3,641	100.0%
Cases Pending 12/31/2013	1,342	

Note: Estimates are used for Lycoming County.

Accounts New Cases Filed, 2004-2013



Pennsylvania Statewide Common Pleas Caseload Statistics

2013 Population Estimate: 12,773,801

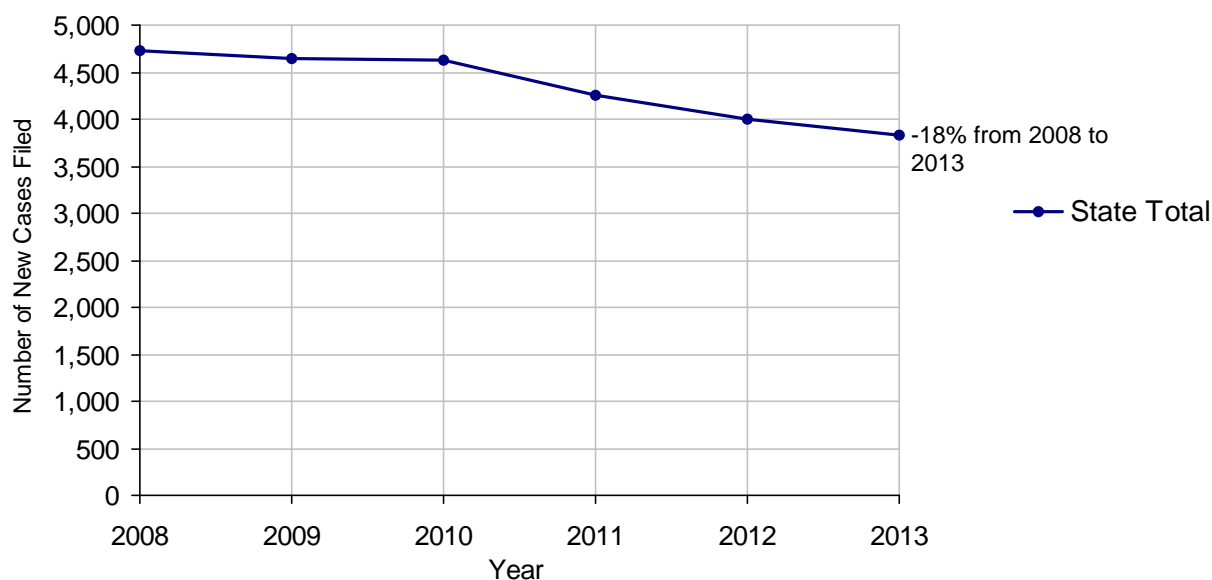
No. of Common Pleas Court Judgeships: 450

2013 Adoptions		No. of Cases
Cases Pending 1/1/2013		1,114 ^(R)
New Cases Filed in 2013		3,826
Cases Available for Processing		4,940
Processed By:		
Contested before a Judge	Granted	75 1.9%
	Denied	10 0.3%
Uncontested	Granted	3,731 95.0%
	Denied	6 0.2%
Other		105 2.7%
Cases Processed		3,927 100.0%
Cases Pending 12/31/2013		1,013

(R) - Revised

Note: Estimates are used for Lycoming County.

Adoptions New Cases Filed, 2008-2013



Note: Prior to 2008, each petition was counted as one new case, regardless of the number of children listed on the petition. Starting in 2008, each child listed on a petition is counted as a separate case. Therefore, statistics since 2008 should not be compared to statistics prior to 2008.

Pennsylvania Statewide Common Pleas Caseload Statistics

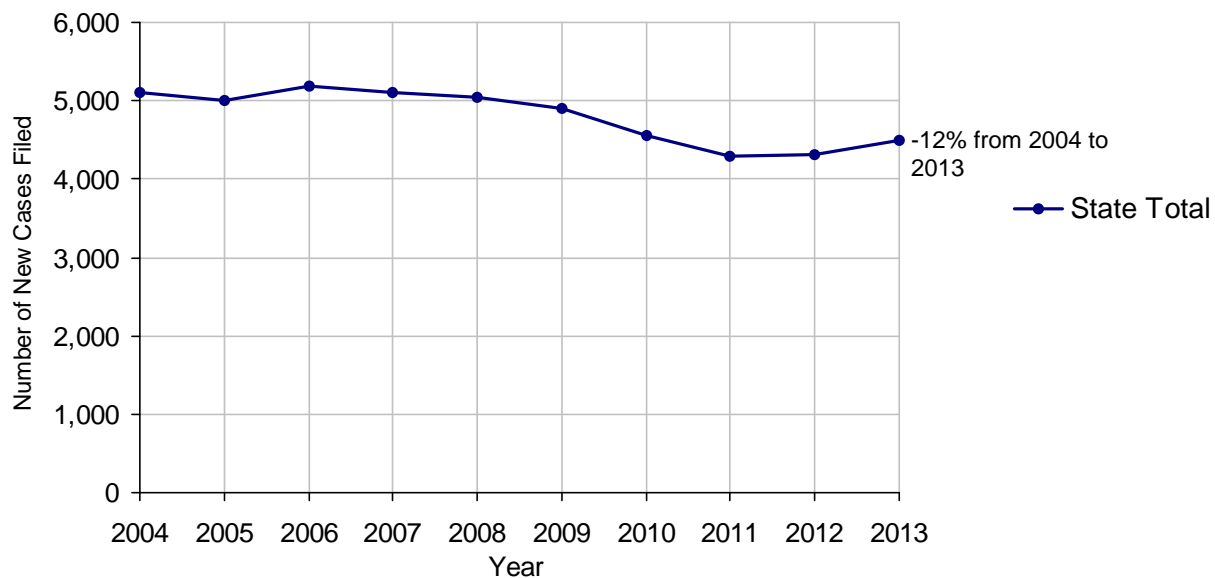
2013 Population Estimate: 12,773,801

No. of Common Pleas Court Judgeships: 450

2013 Relinquishments/Terminations	No. of Cases	
Cases Pending 1/1/2013	2,439 ^(R)	
New Cases Filed in 2013	4,501	
Cases Available for Processing	6,940	
Processed By:		
Contested before a Judge	1,275	28.6%
Uncontested	2,832	63.5%
Other	353	7.9%
Cases Processed	4,460	100.0%
Cases Pending 12/31/2013	2,480	

(R) - Revised

Relinquishments/Terminations New Cases Filed, 2004-2013



Pennsylvania Statewide Common Pleas Caseload Statistics

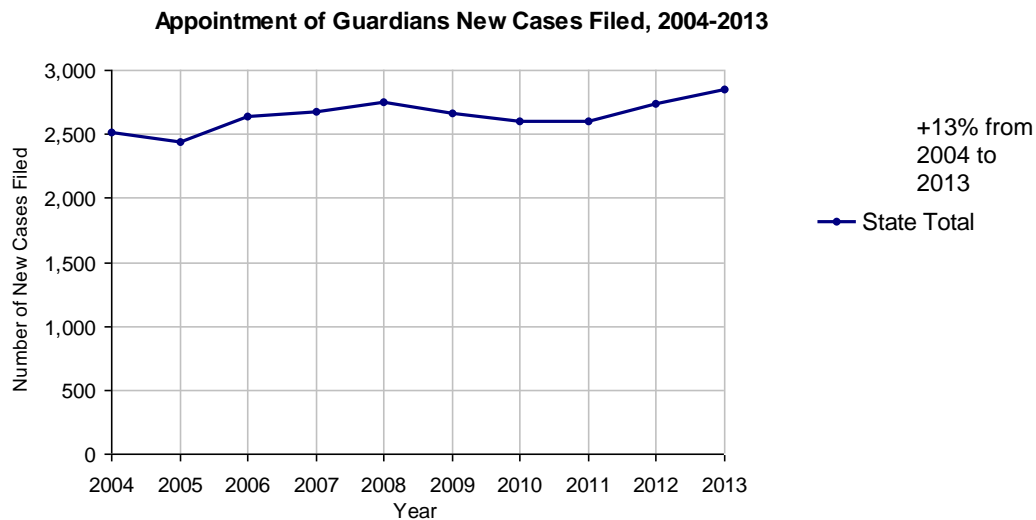
2013 Population Estimate: 12,773,801

No. of Common Pleas Court Judgeships: 450

2013 Appointment of Guardians	No. of Cases	
Cases Pending 1/1/2013	903 ^(R)	
New Cases Filed in 2013	2,852	
Cases Available for Processing	3,755	
Processed By:		
Contested before a Judge	492	17.8%
Uncontested	1,910	69.0%
Other	365	13.2%
Cases Processed	2,767	100.0%
Cases Pending 12/31/2013	988	

(R) - Revised

Note: Estimates are used for Lycoming County.



Pennsylvania Statewide Common Pleas Caseload Statistics

2013 Population Estimate: 12,773,801

No. of Common Pleas Court Judgeships: 450

2013 Jury Yield and Utilization

Jury Yield

Qualification Questionnaires/Summonses Mailed:	1,308,862	A		
Returned Undeliverable:	106,295	B	8.1%	Of Qualification Questionnaires/ Summonses Mailed
Not Responded to:	285,483	C	21.8%	
the Number of Prospective Jurors:				
Disqualified:	164,203	D	12.5%	
Exempted:	49,735	E	3.8%	
Excused:	203,124	F	15.5%	
Deferred to New Term:	107,173	G	8.2%	
Deferred from Previous Term:	79,884	H	6.1%	
Total Number of Qualified Jurors Available for Service:	472,733	I	36.1%	
$I = A - B - C - D - E - F - G - H$				

Jury Utilization

the Number of Jurors:				
Reporting for Service:	252,744	53.5%	Of Jurors Qualified and Available	
Told Not to Report for Service:	213,064	45.1%		
Sent to Courtroom for Jury Selection (Voir Dire):	226,797	89.7%	Of Jurors Reporting for Service	
Utilized in incomplete jury selection:	35,455	14.0%		
Impanelled or Sworn (jurors/alternates):	52,353	20.7%		
Removed for Cause/Hardship:	98,595			
Removed by Peremptory Challenge:	25,838			

Jury Costs

Total Annual Budget for Juror Operations:	\$11,739,819.00	J
Average Cost Per Juror:	\$8.97	K

$$K = J/A$$

Note: Data for Lebanon County are incomplete and are only included in Reporting for Service, Told Not to Report for Service, and Impanelled or Sworn.