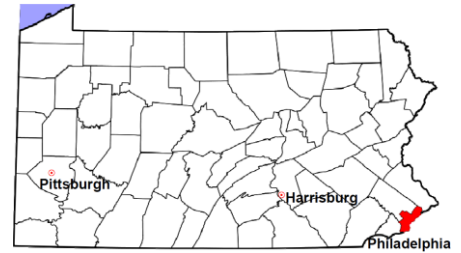


Philadelphia County

2011 Population Estimate: 1,536,471
 Class of County: 1st
 No. of Common Pleas Court Judgeships: 93



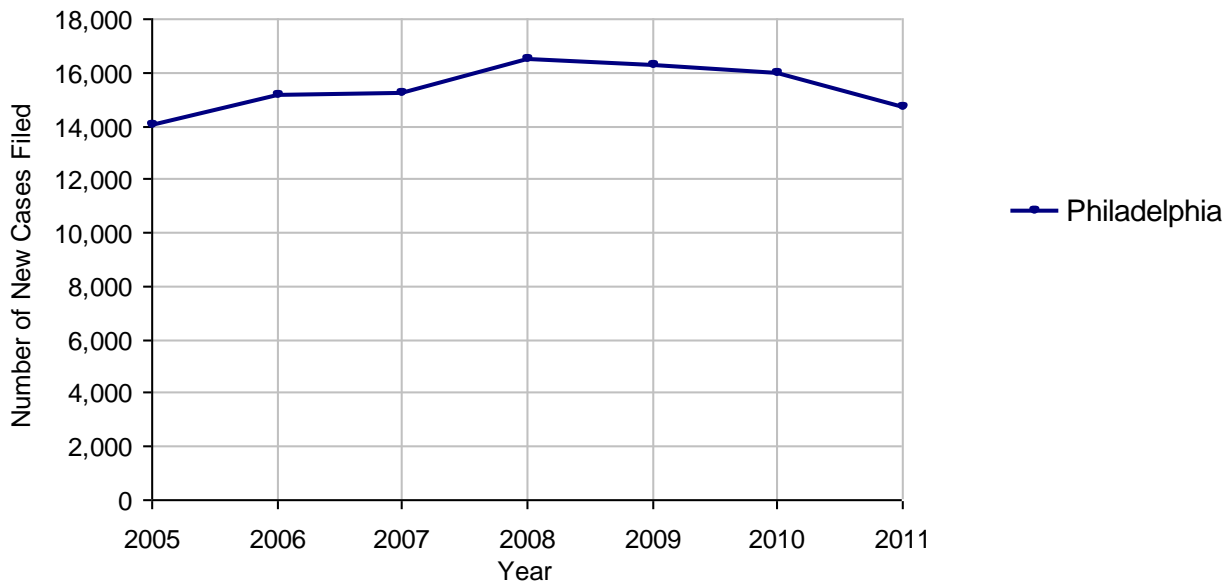
2011 Criminal	No. of Cases
----------------------	---------------------

Cases Pending 1/1/2011	11,340
New Cases Filed in 2011	14,702
Reopened Cases	831
Cases Available for Disposition	26,873
Disposed by:	
Withdrawn/Dismissed	2,392 15.0%
ARD	380 2.4%
Guilty Plea	10,022 62.7%
Non-Jury Trial	1,859 11.6%
Jury Trial	564 3.5%
Inactive	539 3.4%
Other	218 1.4%
Total Cases Disposed	15,974 100.0%
Cases Pending 12/31/2011	10,899
Cases Awaiting Sentencing	586



Age of Pending Cases as of 12/31/2011		
0-60 Days	2,210	20.3%
61-120 Days	1,776	16.3%
121-180 Days	1,407	12.9%
181-240 Days	1,090	10.0%
241-300 Days	892	8.2%
301-360 Days	691	6.3%
Over 360 Days	2,833	26.0%
Total	10,899	100.0%

Criminal New Cases Filed, 2005-2011

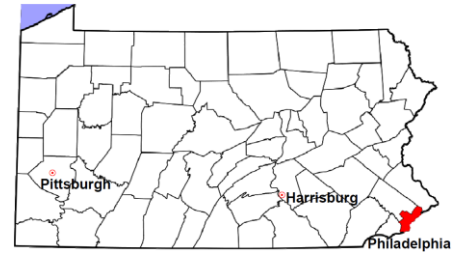


Philadelphia County

2011 Population Estimate: 1,536,471

Class of County: 1st

No. of Common Pleas Court Judgeships: 93



2011 Criminal - New Cases by Case Type



Case Type	Felony	Misdemeanor	Summary /Ungraded	Total
Person	4,420	170	1	4,591
Property	3,254	174	8	3,436
Drug	4,118	95	0	4,213
Weapon	1,200	65	0	1,265
Public Order	688	137	4	829
Motor Vehicle - DWI/DUI	0	209	1	210
Motor Vehicle - Other	3	4	1	8
Other	145	5	0	150
Total	13,828	859	15	14,702
	94.1%	5.8%	0.1%	100.0%

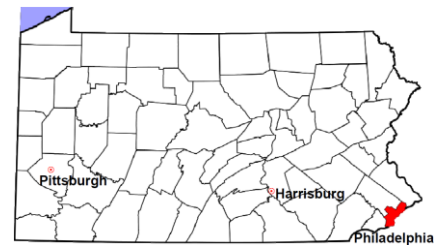
Data provided by CPCMS

Philadelphia County

2011 Population Estimate: 1,536,471

Class of County: 1st

No. of Common Pleas Court Judgeships: 93

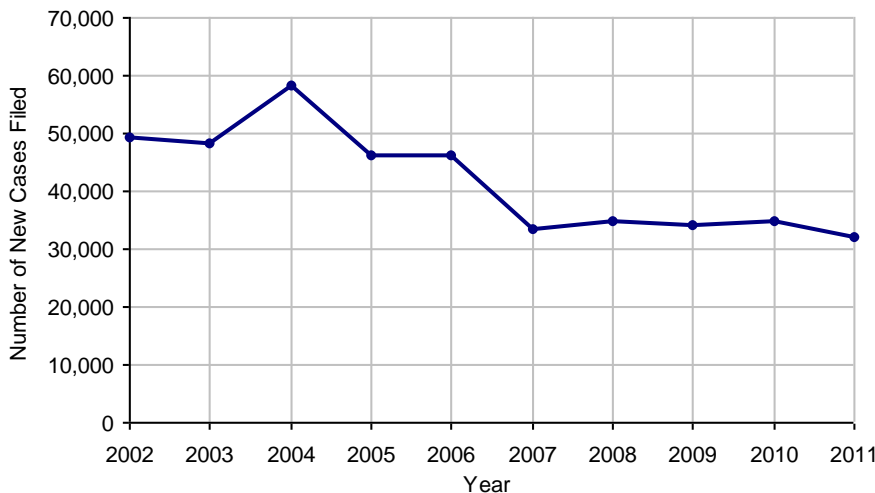


2011 Civil	Civil Action	Other	Total
Cases Pending 1/1/2011	27,936	7,134	35,070
Docketed Cases	25,910	6,001	31,911
Arbitration Appeals	1,657	0	1,657
Transferred In	17	0	17
Returned to Active	51	0	51
Cases Available for Processing	55,571	13,135	68,706
Disposed By:			
Default Judgments	3,242	1,704	4,946
Cases Decided by Arbitration Board	1,668	213	1,881
Dispositive Motions	1,062	524	1,586
Settlements	6,272	1,818	8,090
Moved to Inactive Status	1,162	223	1,385
Transferred/Withdrawn	267	36	303
Pa.R.J.A. 1901 Administrative Purge	0	0	0
Other	13,522	3,555	17,077
Jury Trial	367	0	367
Non-Jury Trial	292	15	307
Total Cases Disposed	27,854	8,088	35,942
Cases Pending 12/31/2011	27,717	5,047	32,764

Age of Pending Cases as of 12/31/2011 (Civil Action Only)

0-6 months	12,102	43.7%
7-12 months	8,088	29.2%
13-18 months	3,462	12.5%
19-24 months	1,531	5.5%
25-30 months	705	2.5%
31-36 months	262	0.9%
37-42 months	110	0.4%
43-48 months	121	0.4%
49-54 months	126	0.5%
55-60 months	133	0.5%
61-66 months	80	0.3%
67-72 months	94	0.3%
Over 72 months	903	3.3%
Total	27,717	100.0%

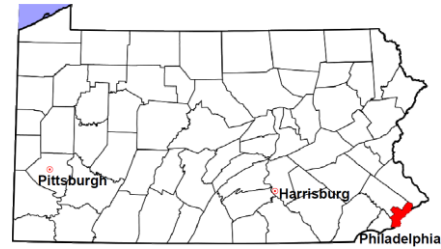
Docketed Cases, 2002-2011



Note: Prior to June 2010, docketed cases under the "Other" category were not reported. The reporting of these cases starting from June 2010 may contribute to an increase in docketed cases from 2009 to 2010.

Philadelphia County

2011 Population Estimate: 1,536,471
 Class of County: 1st
 No. of Common Pleas Court Judgeships: 93



2011 Civil - Docketed Cases Listed by Case Type

TORT (does not include mass tort)

Intentional	153
Malicious Prosecution	43
Motor Vehicle	9,668
Nuisance	0
Premise Liability	3,492
Product Liability	345
Slander/Libel/Defamation	1,080
Other	109

MASS TORT

Asbestos	308
Tobacco	0
Toxic Tort - DES	0
Toxic Tort - Implant	0
Toxic Waste	2
Other	2,628

PROFESSIONAL LIABILITY

Dental	15
Legal	97
Medical Malpractice	426
Other	34

CONTRACT

(does not include judgments)

Buyer Plaintiff	3
Debt Collection:	
Credit Card	3,775
Debt Collection: Other	0
Employment Dispute:	
Discrimination	0
Employment Dispute: Other	42
Other	3,688

REAL PROPERTY

Ejectment*	854
Eminent Domain/ Condemnation*	0
Ground Rent	0
Landlord/Tenant Dispute	2
Mortgage Forclosures:	
Residential*	3,379
Commercial*	6
Partition of Real Property*	24
Quiet Title*	194
Other*	260

CIVIL APPEALS

Administrative Agencies

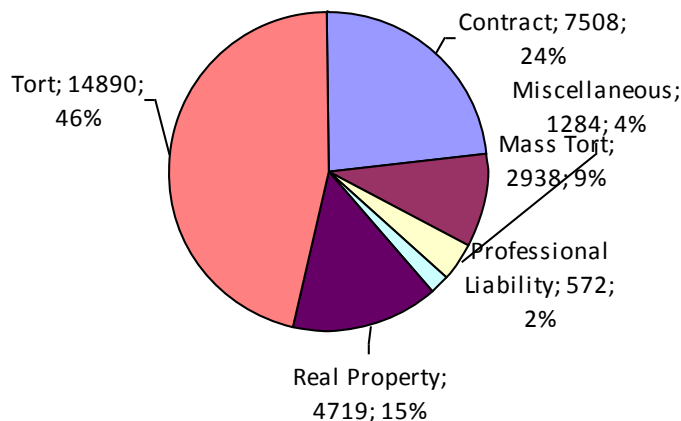
Board of Assessment*	0
Board of Elections*	0
Dept. of Transportation*	0
Zoning Board*	0
Statutory Appeal - Other*	0
Other*	0

MISCELLANEOUS

Common Law/ Statutory Arbitration*	0
Declaratory Judgment*	106
Mandamus*	20
Non-Domestic Relations Restraining Order*	0
Quo Warranto*	0
Replevin*	83
Other*	1,075

TOTAL DOCKETED CASES:
31,911

* Civil Other



Of the Docketed Cases:

Pro Se Filings:	0
Class Action Suits:	43 0.1%
MDJ Appeals:	0

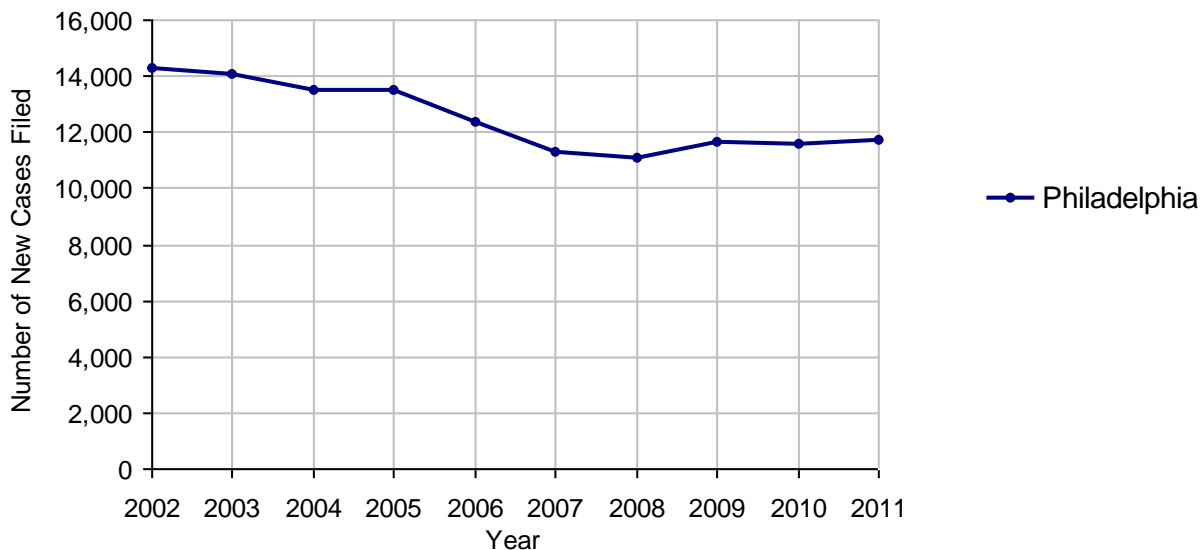
Philadelphia County

2011 Population Estimate: 1,536,471
 Class of County: 1st
 No. of Common Pleas Court Judgeships: 93



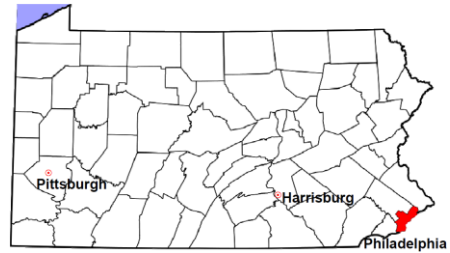
2011 Protection From Abuse	No. of Petitions
Cases Pending 1/1/2011	828
New Cases Filed in 2011	11,714
<i>Of these, Petitions Requesting Temporary Orders: 11,714 (100.0%)</i>	
<i>Temporary Orders DENIED: 1,083 (9.2%), Temporary Orders GRANTED: 10,631 (90.8%)</i>	
Cases Available for Processing	12,542
Processed By:	
Temporary Order DENIED After Ex Parte Hearing and No Evidentiary Hearing Scheduled	0
Temporary Order DISMISSED After Evidentiary Hearing and No Final Order Entered	334 2.8%
Final Order DENIED After Evidentiary Hearing Before a Judge	83 0.7%
Final Order GRANTED After Evidentiary Hearing Before a Judge	1,180 9.8%
Plaintiff Did Not Appear For Evidentiary Hearing	6,823 56.7%
Final Order by STIPULATION OR AGREEMENT Between the Parties	1,795 14.9%
Petition WITHDRAWN by Plaintiff	1,245 10.4%
TRANSFERRED to Another Jurisdiction	0
DECEASED Party	0
Other	568 4.7%
Cases Processed	12,028 100.0%
Cases Pending 12/31/2011	514

PFA New Cases Filed, 2002-2011

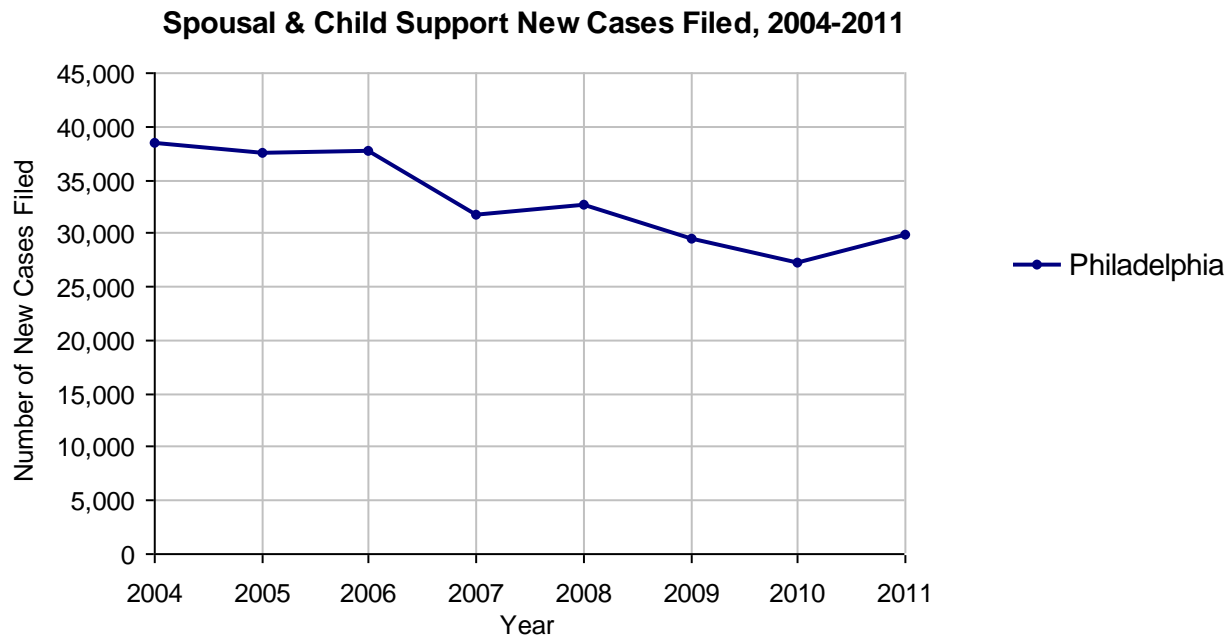


Philadelphia County

2011 Population Estimate: 1,536,471
 Class of County: 1st
 No. of Common Pleas Court Judgeships: 93

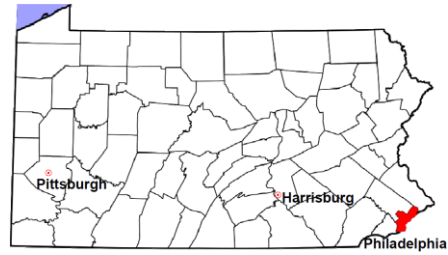


2011 Spousal & Child Support	No. of Petitions	
Cases Pending 1/1/2011	15,755	
New Cases Filed in 2011	29,935	
Dockets Transferred In (+)	310	
Dockets Transferred Out (-)	307	
Cases Available for Processing	45,693	
Processed By:		
Judge	513	1.9%
Intake Officer	21,548	77.8%
Hearing Officer	5,634	20.3%
Other	1	<0.1%
Cases Processed	27,696	100.0%
Cases Pending 12/31/2011	17,997	



Philadelphia County

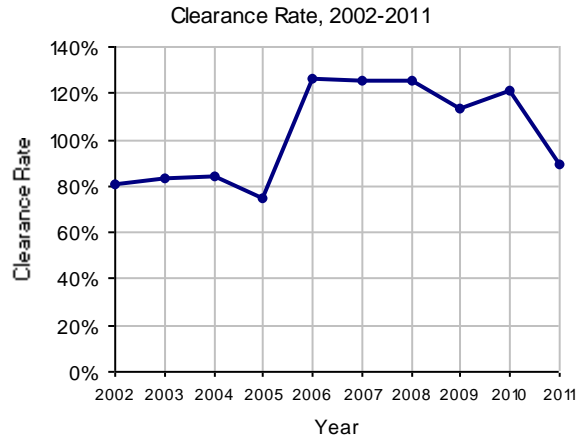
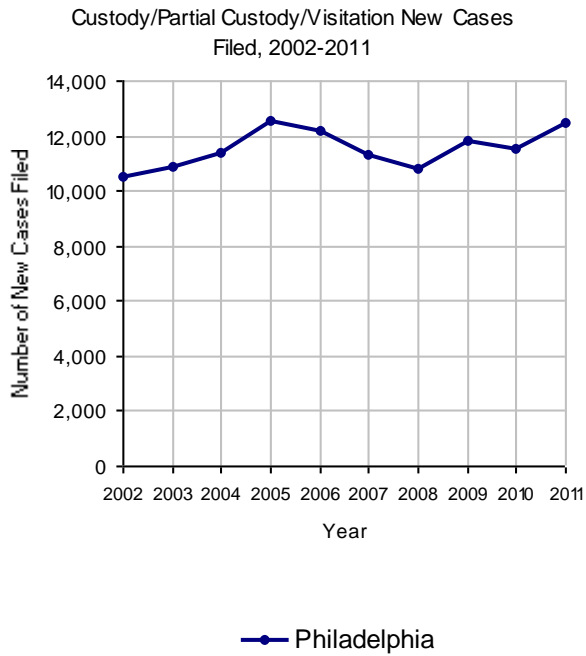
2011 Population Estimate: 1,536,471
 Class of County: 1st
 No. of Common Pleas Court Judgeships: 93



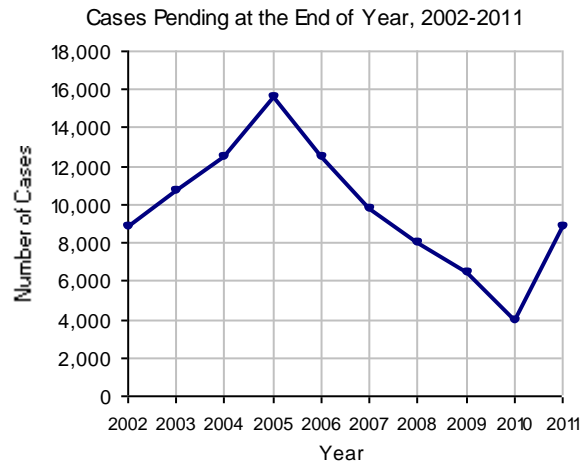
2011 Custody/Partial Custody/Visitation

No. of Petitions

Cases Pending 1/1/2011	7,505	
New Cases Filed in 2011	12,492	
Cases Available for Processing	19,997	
Processed By:		
Judge	6,152	55.0%
Non-Judicial Officer	5,023	44.9%
Other	15	0.1%
Cases Processed	11,190	100.0%
Cases Pending 12/31/2011	8,807	

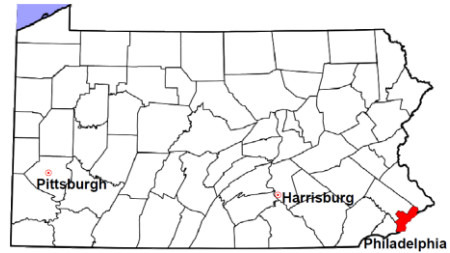


Note: Clearance Rate = Cases Processed / New Cases Filed



Philadelphia County

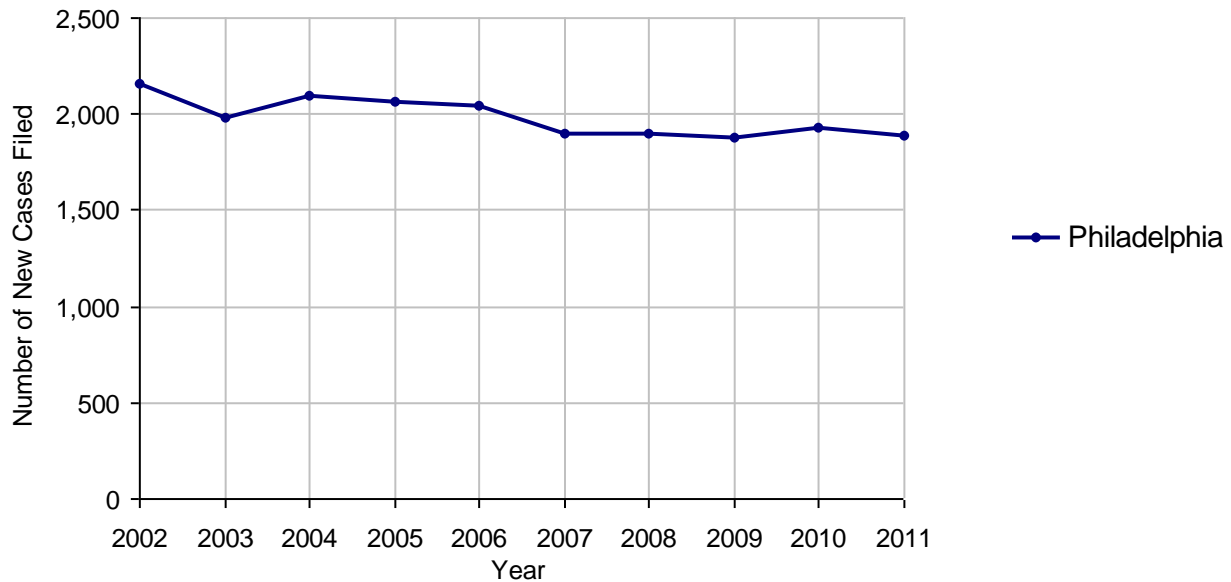
2011 Population Estimate: 1,536,471
 Class of County: 1st
 No. of Common Pleas Court Judgeships: 93



2011 Divorce	No. of Petitions
Cases Pending 1/1/2011	14,991 ^(R)
New Cases Filed in 2011	1,887
Cases Available for Processing	16,878
Processed By:	
Contested Before a Judge	1,670 100.0%
Contested Before a Master	0
Uncontested	0
Other	0
Cases Processed	1,670 100.0%
Cases Pending 12/31/2011	15,208

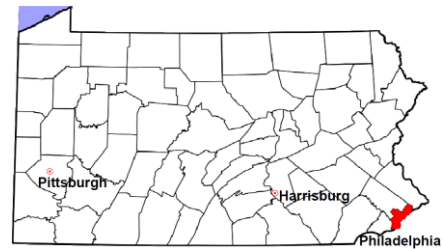
(R) - Revised

Divorce New Cases Filed, 2002-2011



Philadelphia County

2011 Population Estimate: 1,536,471
 Class of County: 1st
 No. of Common Pleas Court Judgeships: 93



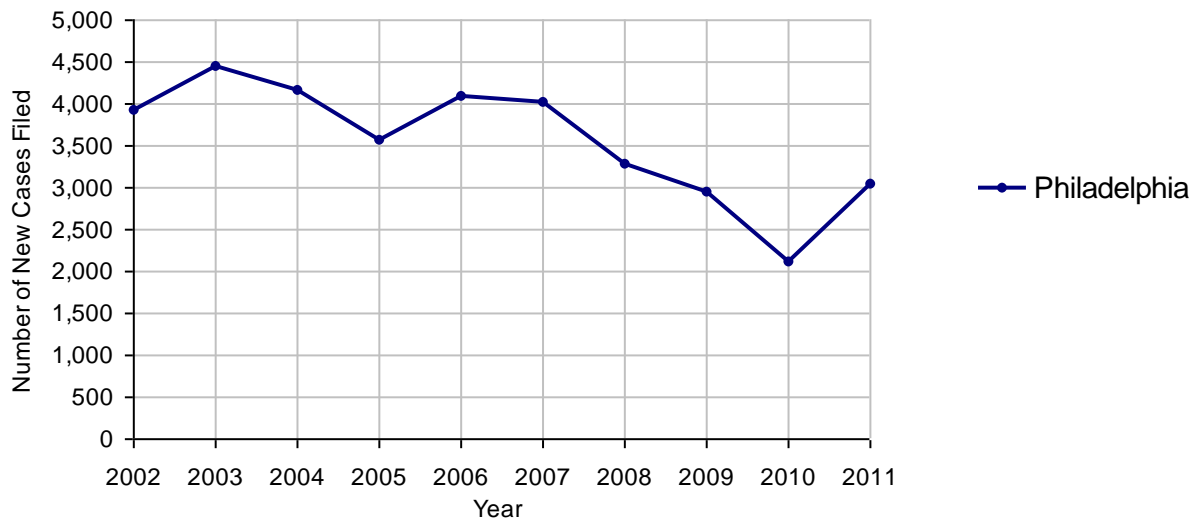
2011 Juvenile Dependency - Active Dependent Inventory



	Abuse/ Neglect	Status Offenses	Total
Cases Pending 1/1/2011	250	12	262
New Petitions Filed in 2011	3,021	37	3,058
Other	145	9	154
Total Petitions Available for Processing	3,416	58	3,474
Processed by:			
Adjudicated Dependent			
Judge	2,213	28	2,241
Master	138	1	139
Adjudicated NOT Dependent			
Judge	314	4	318
Master	18	0	18
Withdrawn/Dismissed/Inactive	117	4	121
Other	272	9	281
Total Petitions Processed	3,072	46	3,118
Cases Pending 12/31/2011	344	12	356

Data provided by CPCMS

Abuse/Neglect and Status Offenses New Cases Filed, 2002-2011



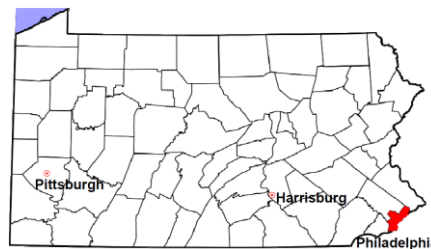
Note: Dependency data for 2002-2010 were collected manually. Dependency data for 2011 were provided by CPCMS.

Philadelphia County

2011 Population Estimate: 1,536,471

Class of County: 1st

No. of Common Pleas Court Judgeships: 93



2011 Juvenile Dependency - Adjudicated Dependent Inventory



	Abuse/ Neglect	Status Offenses	Total	
Cases Pending 1/1/2011	2,830	293	3,123	
New Adjudicated Dependent Cases	2,351	29	2,380	
Other	175	10	185	
Total Adjudicated Dependent Cases	5,356	332	5,688	
<u>Court Supervision Terminated:</u>				
Family Reunification	185	27	212	11.4%
Adoption	134	1	135	7.2%
Placement with a Relative/Guardian	738	69	807	43.2%
Aged Out	289	44	333	17.8%
Other Permanency Outcomes*	123	17	140	7.5%
Other**	223	17	240	12.9%
Total Adjudicated Dependent Cases Terminated	1,692	175	1,867	100.0%
Cases Pending 12/31/2011	3,664	157	3,821	

Data provided by CPCMS

* Other Permanency Outcomes include: adjudicated delinquent, death due to natural causes, emancipation, permanent living arrangement, and parent has come forward.

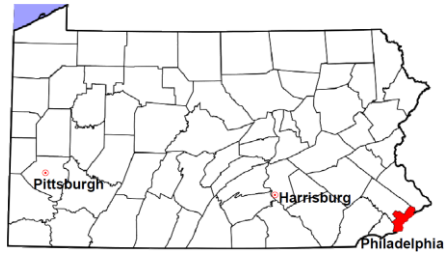
** Other includes cases where Court Supervision is terminated due to transfer out of jurisdiction, withdrawal and administrative closures.

Philadelphia County

2011 Population Estimate: 1,536,471

Class of County: 1st

No. of Common Pleas Court Judgeships: 93

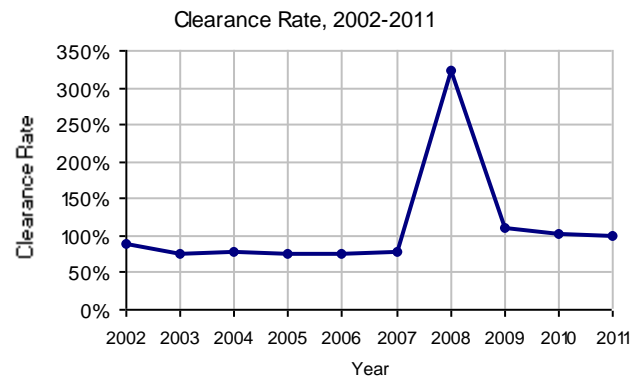
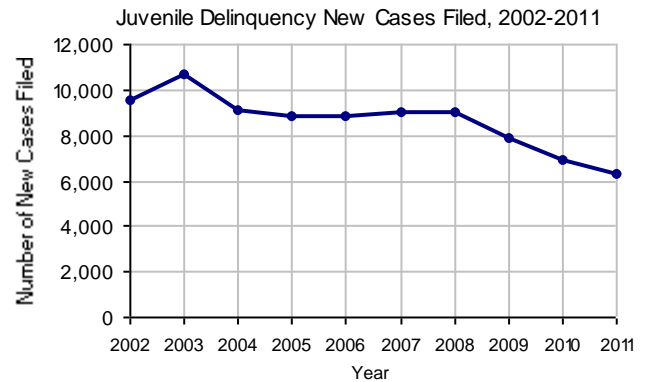


2011 Juvenile Delinquency

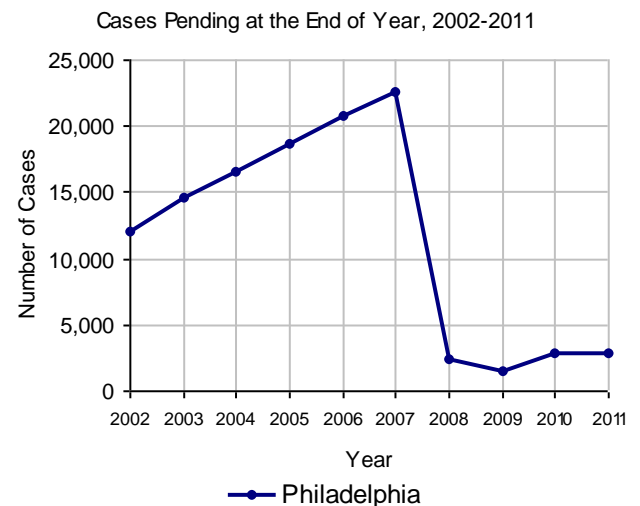
	Number of Cases
Begin Pending	2,847 ^(R)
Cases Filed	5,661
Transferred In	222
Reopened Cases	441
Available for Processing	9,171
Processed by:	
Judge	2,059
Non-Judicial Officer	1,480
Master	429
Consent Decree	840
Informal Adjustment	211
Dismissed	1,181
Other	1,534
Youth Aid Panel	583
Withdrawn	775
Transfer to Criminal Court	8
Inactive	168
Unspecified Disposition	8
Total Cases Processed	6,262
End Pending	2,909

(R) - Revised

Data provided by CPCMS

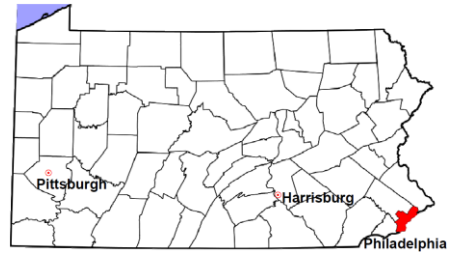


Note: Clearance Rate = Cases Processed / New Cases Filed



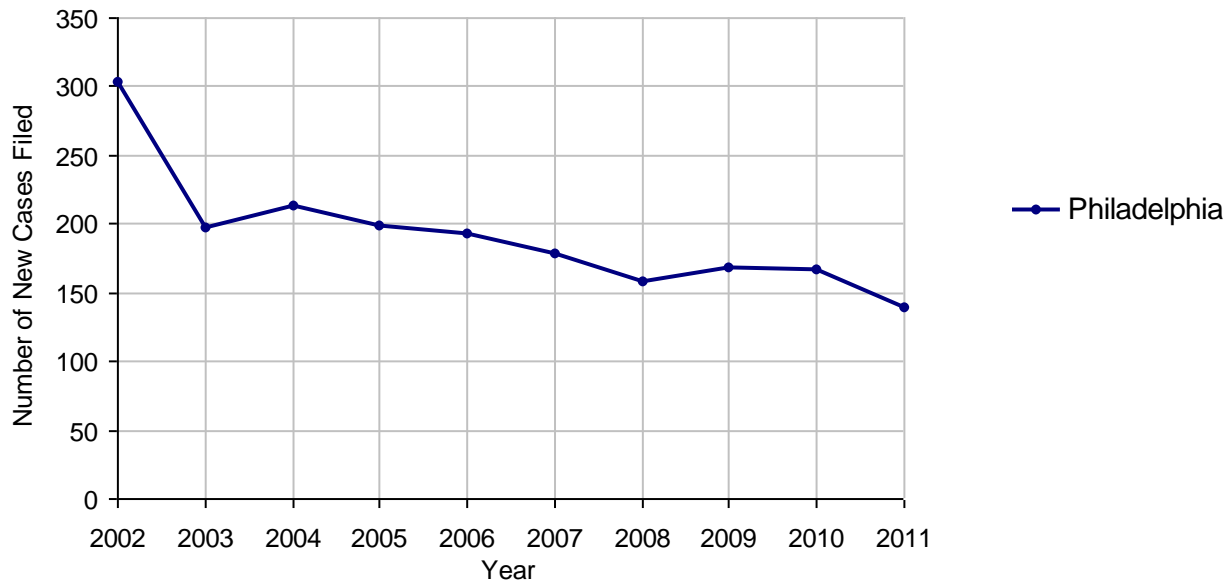
Philadelphia County

2011 Population Estimate: 1,536,471
 Class of County: 1st
 No. of Common Pleas Court Judgeships: 93



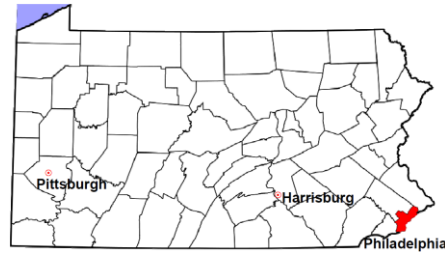
2011 Accounts	No. of Cases	
Cases Pending 1/1/2011	163	
New Cases Filed in 2011	139	
Cases Available for Processing	302	
Processed By:		
Contested before a Judge	149	74.1%
Contested before a Non-judicial Officer	0	
Uncontested	52	25.9%
Other	0	
Cases Processed	201	100.0%
Cases Pending 12/31/2011	101	

Accounts New Cases Filed, 2002-2011



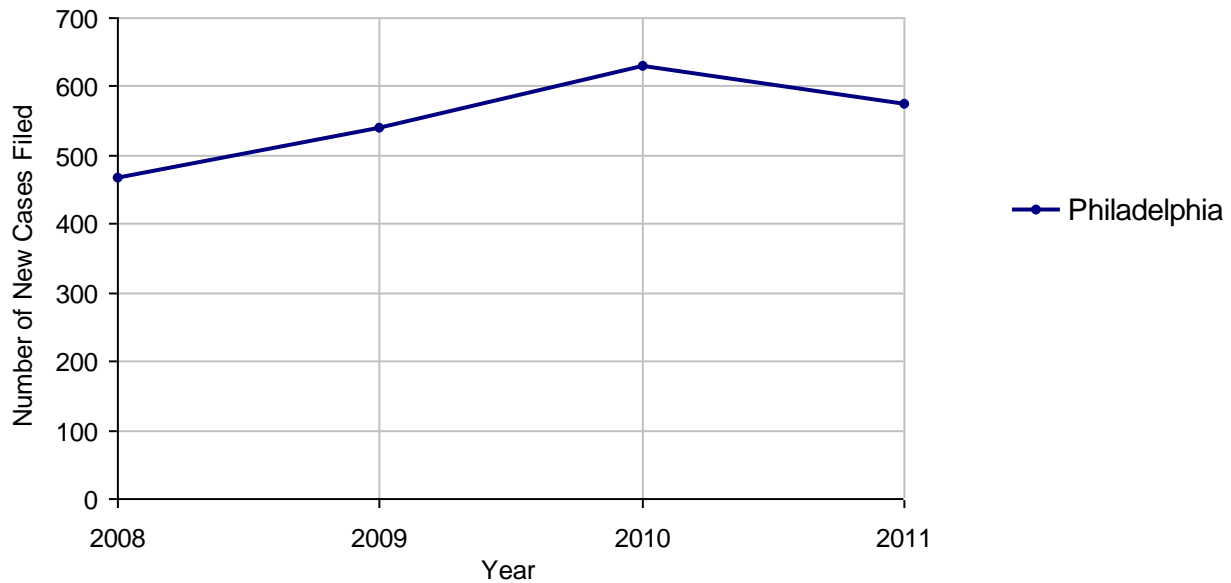
Philadelphia County

2011 Population Estimate: 1,536,471
 Class of County: 1st
 No. of Common Pleas Court Judgeships: 93



2011 Adoptions		No. of Cases	
Cases Pending 1/1/2011		150	
New Cases Filed in 2011		575	
Cases Available for Processing		725	
Processed By:			
Contested before a Judge	Granted	1	0.2%
	Denied	0	
Uncontested	Granted	537	92.6%
	Denied	0	
Other		42	7.2%
Cases Processed		580	100.0%
Cases Pending 12/31/2011		145	

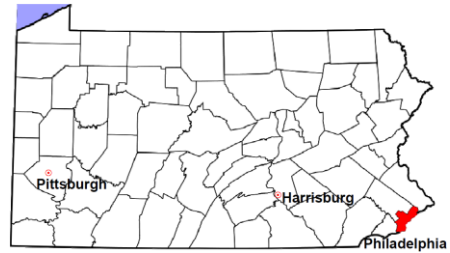
Adoptions New Cases Filed, 2008-2011



Note: Prior to 2008, each petition was counted as one new case, regardless of the number of children listed on the petition. Starting in 2008, each child listed on a petition is counted as a separate case. Therefore, statistics for the years since 2008 should not be compared to those for the years prior to 2008.

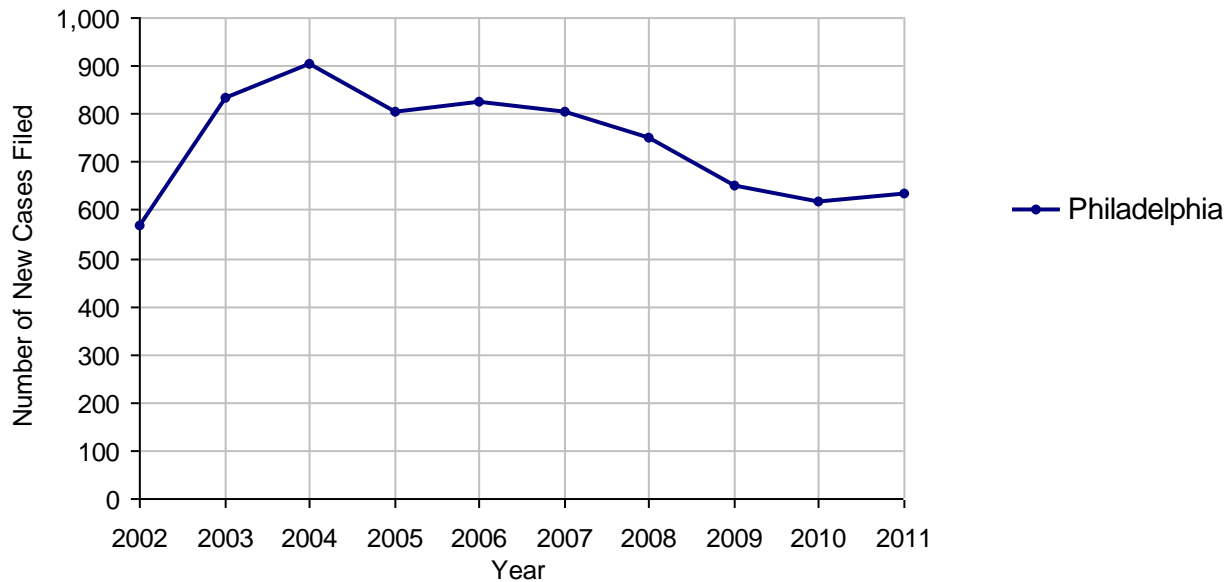
Philadelphia County

2011 Population Estimate: 1,536,471
 Class of County: 1st
 No. of Common Pleas Court Judgeships: 93



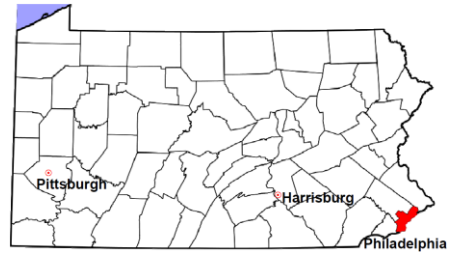
2011 Relinquishments/Terminations	No. of Cases
Cases Pending 1/1/2011	213
New Cases Filed in 2011	636
Cases Available for Processing	849
Processed By:	
Contested before a Judge	398 68.4%
Uncontested	110 18.9%
Other	74 12.7%
Cases Processed	582 100.0%
Cases Pending 12/31/2011	267

Relinquishments/Terminations New Cases Filed, 2002-2011



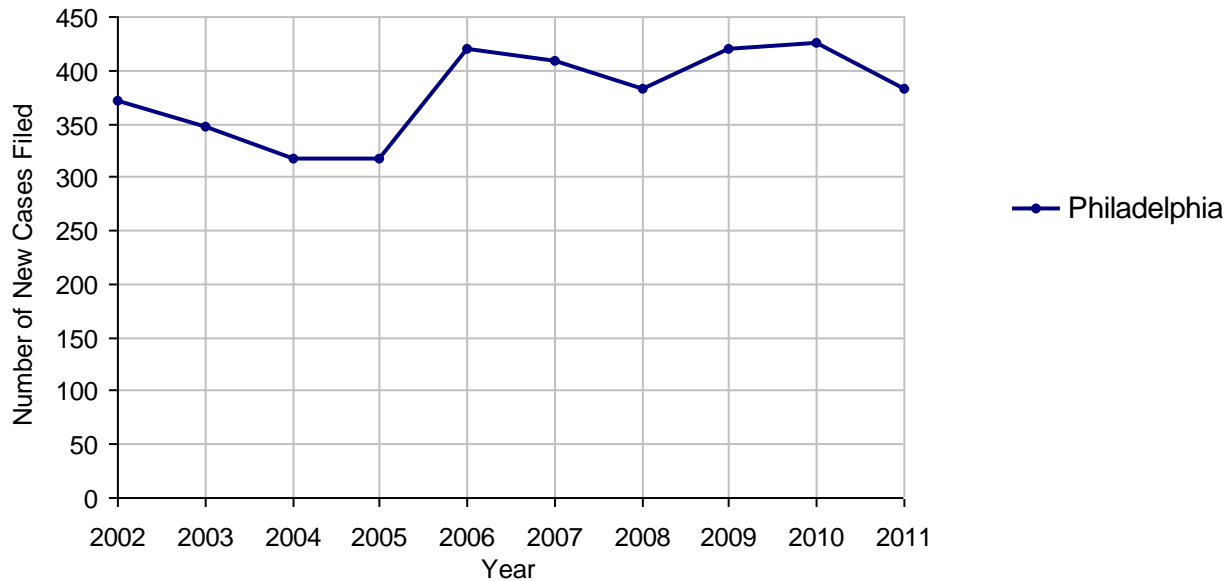
Philadelphia County

2011 Population Estimate: 1,536,471
 Class of County: 1st
 No. of Common Pleas Court Judgeships: 93



2011 Appointment of Guardians	No. of Cases	
Cases Pending 1/1/2011	80	
New Cases Filed in 2011	382	
Cases Available for Processing	462	
Processed By:		
Contested before a Judge	352	85.0%
Uncontested	0	
Other	62	15.0%
Cases Processed	414	100.0%
Cases Pending 12/31/2011	48	

Appointment of Guardians New Cases Filed, 2002-2011

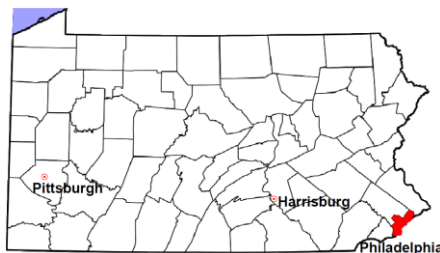


Philadelphia County

2011 Population Estimate: 1,536,471

Class of County: 1st

No. of Common Pleas Court Judgeships: 93



2011 Jury Activity and Performance Measures

A. Juror Days	70,667	
B. Number Sent to Voir Dire	74,103	
Voir Dire Attendance Rate (B/A * 100)		104.9%
C. Number of Jurors Selected	11,761	
Juror Selection Rate (C/B * 100)		15.9%

Note: In mid-2011, AOPC began utilizing the National Center for State Courts' Jury Managers' Toolbox for collecting jury data. This has resulted in limited jury performance measures being reported for 2011. Additional data will be available in 2012.