

# **Interbranch Commission**

## **Informational materials**

January 22, 2010

Melissa Sickmund, Ph.D.  
Chief of Systems Research

National Center for Juvenile Justice

**ncjj**

PA Databook-- <http://www.ncjserverhttp.org/padatabook/>

## Pennsylvania Electronic Juvenile Justice Databook

Select a county:

State of Pennsylvania

Home

Population

Health

Economic

Education

Abuse/Neglect

Reported Crime

Arrests

Juvenile Court Cases

Custody

Data Analysis Tools

County Maps

Feedback



NEJJ

Updated: September 2009

The Pennsylvania Electronic Juvenile Justice Databook (Databook) provides access to a broad range of county level data tables that describe the status of youth across the Commonwealth of Pennsylvania. The contents of the Databook are organized into 9 chapters and each chapter contains numerous data tables. To begin using the Databook, simply click on the topic of interest and select the data table that meets your needs.

### What's new

- Population data tables updated through 2008
- Arrest data tables updated through 2008
- Reported Crime data tables updated through 2008
- County Maps updated to their most recent data year
- Health data on deaths and suicides updated through 2007
- Pregnancy rates updated through 2007
- Create custom analyses with our Data Analysis Tools for Population and Homicide data
- Check out PCCD's Female Services Subcommittee website

### Fast Stat

After years of decline, the juvenile Property Crime Index arrest rate increased in 2007 and 2008. Most of this increase was related to the growth in larceny-theft arrests. See more arrest data or check out the latest map


# Pennsylvania Electronic Juvenile Justice Databook

County Maps [Download Print](#)

Select a county:  
State of Pennsylvania

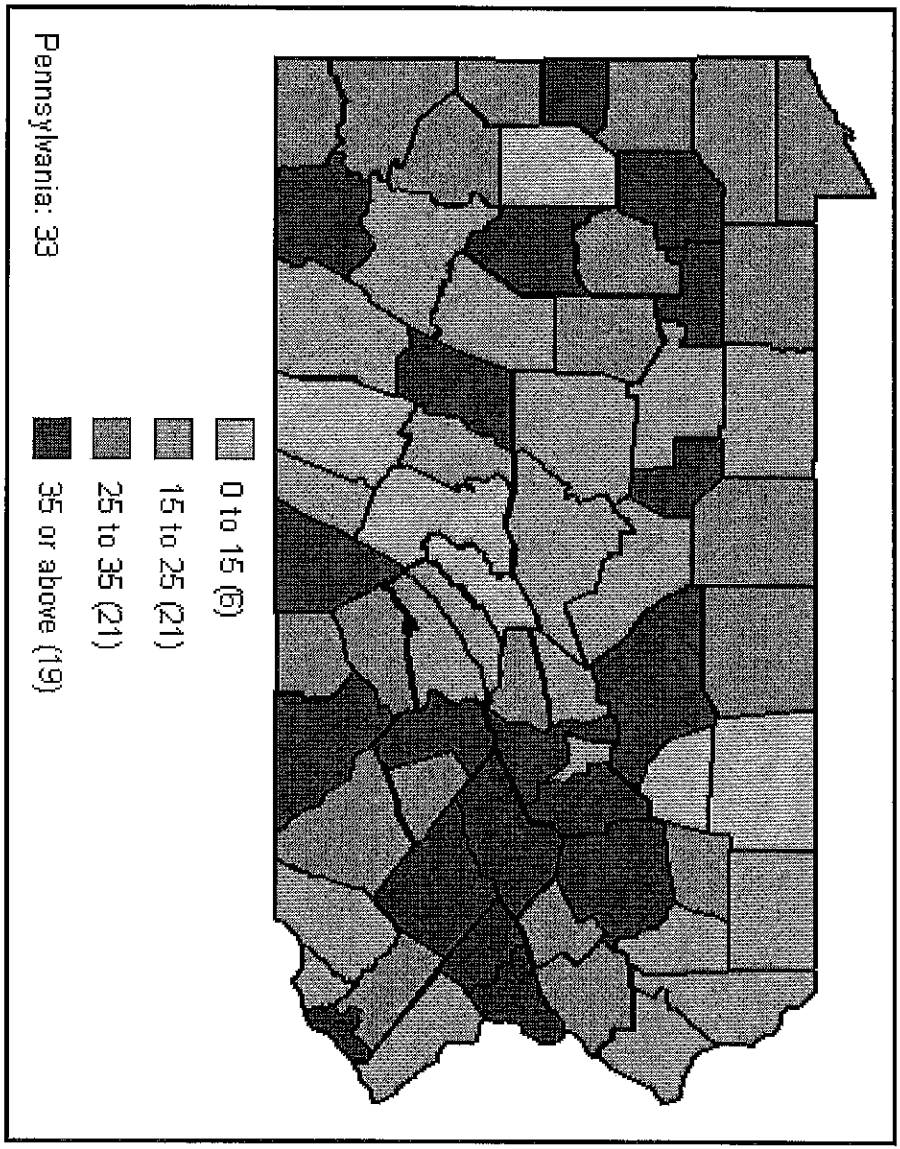
- Home
- Population
- Health
- Economic
- Education
- Abuse/Neglect
- Reported Crime
- Arrests
- Juvenile Court Cases
- Custody

Data Analysis Tools  
County Maps  
Feedback



Available versions: | 1996 | **2005** |

Delinquency dispositions per 1,000 youth ages 10-17, 2005



# Pennsylvania Electronic Juvenile Justice Databook

Select a county:

Luzerne County

Home

Population

Health

Economic

Education

Abuse/Neglect

Reported Crime

Arrests


Juvenile Court Cases

Custody

Data Analysis Tools

County Maps

Feedback



Juvenile Court Cases Data

Selection page Download Print

Available years: | 1991-95 | 1996-00 | **2001-2005** |

Display for: | By Gender | By Age |

## Disposition of Substantiated Cases in Luzerne County 2001-05


	2001	2002	2003	2004	2005
<b>Total Cases Disposed</b>	<b>388</b>	<b>589</b>	<b>522</b>	<b>423</b>	<b>456</b>
Withdrawn or dismissed	1	14	2	1	0
Referral	28	28	26	14	45
Informal	1	0	0	1	0
Consent decree	6	0	0	3	0
Probation	179	150	103	139	174
Placement	134	311	326	235	217
Other	39	86	65	30	20

Data source: Special analysis of unpublished data collected by the Juvenile Court Judges' Commission [machine-readable data files].



U.S. Department of Justice  
**Office of Justice Programs**

Innovation • Partnerships • Safer Neighborhoods



Office of Juvenile Justice  
and Delinquency Prevention



## Statistical Briefing Book



- About SBB
- FACs
- Publications
- Data Analysis Tools
- National Data Sets
- Other Resources
- Ask a Question

- Juvenile Population Characteristics
- Juveniles as Victims
- Juveniles as Offenders
- Juvenile Justice System Structure & Process
- Law Enforcement @ Juvenile Crime
- Juveniles in Court
- Juveniles on Probation
- Juveniles in Corrections
- Juvenile Recidivism & Aftercare

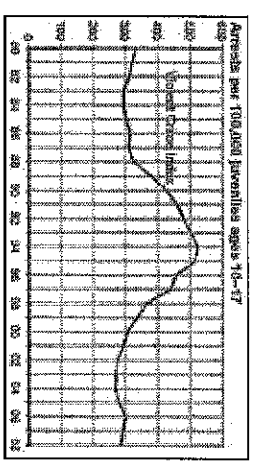


### What's New

OJJDP has recently released the following bulletins:

- The annual bulletin, **Juvenile Arrests 2008** summarizes juvenile crimes known to the police and arrests made during 2008. In 2008, U.S. law enforcement agencies arrested an estimated 2.1 million persons younger than age 18, a 3-percent decline over 2007.
- The latest Crimes Against Children Series bulletin, **Juveniles Who Commit Sex Offenses Against Minors**, describes the characteristics of the juvenile sex offender population coming to the attention of law enforcement. According to this bulletin juveniles account for more than one-third (36%) of those known to police to have committed sex offenses against minors.
- **Children's Exposure to Violence: A Comprehensive National Survey of Children's Exposure to Violence** survey: The survey measured the past-year and life-time exposure to violence for children age 17 and younger.


The juvenile violent crime index arrest rate fell for the second consecutive year and is down 5% since 2006.



### Did You Know?

Students are more apt to be victims of serious violent crime away from school than at or on the way to school. [Read more]

Murder is most common among the oldest and the youngest juveniles. In 2006, 35% of juvenile murder victims were under age 6 and 48% were ages 15-17. [Read more]



**Framework for developing  
Easy Access to Pennsylvania  
Juvenile Court Dispositions**

May 5, 2009

Chaz Puzzanchera, TJ Sladky, Melissa  
Sickmund

National Center for Juvenile Justice

**NCJJ**

# Outline

- A bit of history—This is not new territory
- What the selection screen (variables) will look like
- Tech talk / discussion

The framework for a web-based EZA was established in the last century! (i.e., ~10 years ago)

- Part of the PA Electronic Juvenile Justice Databook project with funds provided by PCCD
- NCJJ developed a PC-based software program that provided access to county specific data covering the years 1991-1998
- Several hundred CDs were produced and shared with JCJC and PCCD.
- Long-term goal at that time was to migrate this to the web



# Easy Access to Pennsylvania Juvenile Court Dispositions: 1991 - 1998

A data analysis package developed for the  
Pennsylvania Commission on Crime and Delinquency  
by the National Center for Juvenile Justice

Analysis

State and County Crosstabs

About

JCIC

PCED

NCH

Methods

Exit Program

County **State of Pennsylvania**  **County specific analysis**

Row

- County
- Year of Disposition
- Age at Referral
- Sex
- Race
- Type of Hearing
- Charge at disposition
- Disposition

Column

- Year of Disposition
- Age at Referral
- Sex
- Race
- Type of Hearing
- Charge at disposition
- Disposition

Selection Criteria

Year of Disposition (All)

- 1991
- 1992
- 1993
- 1994
- 1995
- 1996
- 1997
- 1998
- 1999

Age at Referral (All)

- 10
- 11
- 12
- 13
- 14
- 15
- 16
- 17
- > 17
- Unknown

Sex (All)

- Male
- Female
- Unknown


Race (All)

- White
- Black
- Hispanic
- Other
- Unknown

Type of Hearing (All)

- None
- Consent Decree
- Trans criminal court
- Adjudication

<p>Charge at disposition (All)</p> <ul style="list-style-type: none"> <li><input type="checkbox"/> Criminal homicide</li> <li><input type="checkbox"/> Violent sex offense</li> <li><input type="checkbox"/> Robbery</li> <li><input type="checkbox"/> Aggravated assault</li> <li><input type="checkbox"/> Simple assault</li> <li><input type="checkbox"/> Nonviolent sex offense</li> <li><input type="checkbox"/> Other person offense</li> </ul>	<p>Charge at disposition (All)</p> <ul style="list-style-type: none"> <li><input type="checkbox"/> Burglary</li> <li><input type="checkbox"/> Larceny-theft</li> <li><input type="checkbox"/> Arson</li> <li><input type="checkbox"/> Vand. / Crim. mischief</li> <li><input type="checkbox"/> Trespassing</li> <li><input type="checkbox"/> Fraud</li> <li><input type="checkbox"/> Receiving stolen prop</li> <li><input type="checkbox"/> Drugs, felony</li> <li><input type="checkbox"/> Drugs, misdemeanor</li> </ul>	<p>Charge at disposition (All)</p> <ul style="list-style-type: none"> <li><input type="checkbox"/> Weapons, in school</li> <li><input type="checkbox"/> Weapons, not in school</li> <li><input type="checkbox"/> Obstruction of justice</li> <li><input type="checkbox"/> Disorderly conduct</li> <li><input type="checkbox"/> Non-payment of summary fines</li> <li><input type="checkbox"/> DUI</li> <li><input type="checkbox"/> Other traffic</li> <li><input type="checkbox"/> Other public order</li> <li><input type="checkbox"/> Unknown</li> </ul>	<p>Disposition (All)</p> <ul style="list-style-type: none"> <li><input type="checkbox"/> Withdrawn or dismissed</li> <li><input type="checkbox"/> Referral</li> <li><input type="checkbox"/> Informal</li> <li><input type="checkbox"/> Consent decree</li> <li><input type="checkbox"/> Probation</li> <li><input type="checkbox"/> Placement</li> <li><input type="checkbox"/> Trans criminal court</li> <li><input type="checkbox"/> Other</li> </ul>
---	--	---	--



Variables available for analysis

Selecting  
Dauphin County

### Year of Disposition by Charge at disposition

Print Close

- Table  
 Number of Cases  
 Row Percents  
 Column Percents
- Graph  
 Grouped bars  
 Stacked bars

Row Percents	Criminal homicide	Violent sex offense	Robbery	Aggravated assault	Simple assault	Nonviolent sex offense	Other person offense	Burglary
1991	0.1%	1.5%	4.1%	5.9%	7.1%	0.9%	2.3%	12.9%
1992	0.0%	0.7%	4.0%	10.8%	8.3%	1.1%	3.0%	8.4%
1993	0.1%	1.2%	5.6%	9.1%	10.9%	1.2%	2.4%	7.7%
1994	0.0%	0.7%	4.9%	5.6%	10.5%	1.2%	2.2%	6.7%
1995	0.1%	0.6%	3.2%	7.3%	10.1%	1.1%	2.1%	5.6%
1996	0.0%	0.8%	3.8%	7.6%	8.5%	0.2%	1.8%	6.7%
1997	0.0%	0.4%	2.9%	5.0%	11.5%	1.8%	4.1%	5.8%
1998	0.1%	0.4%	2.7%	6.4%	10.7%	1.3%	4.7%	5.6%
Total	0.1%	0.7%	3.8%	7.0%	9.8%	1.1%	2.9%	7.1%



Crosstab output display

# Planned content for EZA selection screen (i.e., variables for analysis)

Selection criteria		Year of Disposition		Age at Referral		
County						
<input type="checkbox"/> County 1 <input type="checkbox"/> County 2 <input type="checkbox"/> County 3 <input type="checkbox"/> County 4	<input type="checkbox"/> County 5 <input type="checkbox"/> County 6 <input type="checkbox"/> County 7 <input type="checkbox"/> County 8 <b>See all</b>	<input type="checkbox"/> 2000 <input type="checkbox"/> 2001 <input type="checkbox"/> 2002 <input type="checkbox"/> 2003 <input type="checkbox"/> 2004	<input type="checkbox"/> 2005 <input type="checkbox"/> 2006 <input type="checkbox"/> 2007 <input type="checkbox"/> 2008	<input type="checkbox"/> 10 <input type="checkbox"/> 11 <input type="checkbox"/> 12 <input type="checkbox"/> 13	<input type="checkbox"/> 14 <input type="checkbox"/> 15 <input type="checkbox"/> 16 <input type="checkbox"/> 17	<input type="checkbox"/> >17 <input type="checkbox"/> Unknown
Gender	Race	Ethnicity		Legal Representation		
<input type="checkbox"/> Male <input type="checkbox"/> Female <input type="checkbox"/> Unknown	<input type="checkbox"/> White <input type="checkbox"/> Black <input type="checkbox"/> Indian <input type="checkbox"/> Asian	<input type="checkbox"/> Pacific Islander <input type="checkbox"/> Multi-race <input type="checkbox"/> Unknown	<input type="checkbox"/> Hispanic <input type="checkbox"/> Non-Hispanic <input type="checkbox"/> Unknown	<input type="checkbox"/> Court appointed <input type="checkbox"/> Public defender <input type="checkbox"/> Private <input type="checkbox"/> Waived <input type="checkbox"/> No entry		
Secure Detention		Type of Hearing		Adjudicated Delinquent		
<input type="checkbox"/> Detained <input type="checkbox"/> Not Detained <input type="checkbox"/> Unknown	<input type="checkbox"/> None <input type="checkbox"/> Consent Decree <input type="checkbox"/> Transfer for Criminal proceedings <input type="checkbox"/> Adjudication	<input type="checkbox"/> Disposition review <input type="checkbox"/> Placement review	<input type="checkbox"/> Yes <input type="checkbox"/> No <input type="checkbox"/> Unknown			

# Planned content for EZA selection screen (i.e., variables for analysis), continued

Selection criteria		Offense Type	
Charge/offense			
<input type="checkbox"/> Criminal homicide <input type="checkbox"/> Violent sex offense <input type="checkbox"/> Robbery <input type="checkbox"/> Aggravated assault <input type="checkbox"/> Simple assault <input type="checkbox"/> Nonviolent sex offense <input type="checkbox"/> Other person offense	<input type="checkbox"/> Burglary <input type="checkbox"/> Theft <input type="checkbox"/> Arson <input type="checkbox"/> Vand/Crim mischief <input type="checkbox"/> Trespassing <input type="checkbox"/> Fraud <input type="checkbox"/> Receiving stolen property <input type="checkbox"/> Drugs, Felony <input type="checkbox"/> Drugs, Misdemeanor	<input type="checkbox"/> Weapons, in school <input type="checkbox"/> Weapons, not in school <input type="checkbox"/> Obstruction of justice <input type="checkbox"/> Disorderly conduct <input type="checkbox"/> Non-payment of summary fines <input type="checkbox"/> DUI <input type="checkbox"/> Other traffic <input type="checkbox"/> Other public order <input type="checkbox"/> Unknown	<input type="checkbox"/> Alleged <input type="checkbox"/> Substantiated
Disposition		Placement type	
<input type="checkbox"/> Withdrawn/Dismissed <input type="checkbox"/> Referral <input type="checkbox"/> Informal <input type="checkbox"/> Consent decree <input type="checkbox"/> Probation <input type="checkbox"/> Placement	<input type="checkbox"/> Transfer to criminal proceedings <input type="checkbox"/> Other <input type="checkbox"/> Continued in placement <input type="checkbox"/> Released from placement <input type="checkbox"/> Transferred to another placement	<input type="checkbox"/> Boot camp <input type="checkbox"/> Institution <input type="checkbox"/> Group <input type="checkbox"/> Foster <input type="checkbox"/> Private secure <input type="checkbox"/> Drug & Alcohol	<input type="checkbox"/> Day treatment <input type="checkbox"/> Wilderness <input type="checkbox"/> Independent living <input type="checkbox"/> YDC <input type="checkbox"/> YFC <input type="checkbox"/> Other

# Planned content for EZA selection screen (i.e., variables for analysis), continued

Selection criteria			
Alleged charge/offense	<ul style="list-style-type: none"> <li><input type="checkbox"/> Criminal homicide</li> <li><input type="checkbox"/> Violent sex offense</li> <li><input type="checkbox"/> Robbery</li> <li><input type="checkbox"/> Aggravated assault</li> <li><input type="checkbox"/> Simple assault</li> <li><input type="checkbox"/> Nonviolent sex offense</li> <li><input type="checkbox"/> Other person offense</li> </ul>	<ul style="list-style-type: none"> <li><input type="checkbox"/> Burglary</li> <li><input type="checkbox"/> Arceeny-theft</li> <li><input type="checkbox"/> Arson</li> <li><input type="checkbox"/> Vand/Crim mischief</li> <li><input type="checkbox"/> Trespassing</li> <li><input type="checkbox"/> Fraud</li> <li><input type="checkbox"/> Receiving stolen prop</li> <li><input type="checkbox"/> Drugs, Felony</li> <li><input type="checkbox"/> Drugs, Misdemeanor</li> </ul>	<ul style="list-style-type: none"> <li><input type="checkbox"/> Weapons, in school</li> <li><input type="checkbox"/> Weapons, not in school</li> <li><input type="checkbox"/> Obstruction of justice</li> <li><input type="checkbox"/> Disorderly conduct</li> <li><input type="checkbox"/> Non-payment of summary fines</li> <li><input type="checkbox"/> DUI</li> <li><input type="checkbox"/> Other traffic</li> <li><input type="checkbox"/> Other public order</li> <li><input type="checkbox"/> Unknown</li> </ul>
Disposition	Placement type		
<ul style="list-style-type: none"> <li><input type="checkbox"/> Withdrawn/Dismissed</li> <li><input type="checkbox"/> Referral</li> <li><input type="checkbox"/> Informal</li> <li><input type="checkbox"/> Consent decree</li> <li><input type="checkbox"/> Probation</li> <li><input type="checkbox"/> Placement</li> <li><input type="checkbox"/> Transfer for criminal proceedings</li> <li><input type="checkbox"/> Other</li> </ul>	<ul style="list-style-type: none"> <li><input type="checkbox"/> Boot camp</li> <li><input type="checkbox"/> Resident</li> <li><input type="checkbox"/> Group</li> <li><input type="checkbox"/> Foster</li> <li><input type="checkbox"/> Secure</li> <li><input type="checkbox"/> Drug &amp; Alcohol</li> </ul>	<ul style="list-style-type: none"> <li><input type="checkbox"/> Day treatment</li> <li><input type="checkbox"/> Outward bound</li> <li><input type="checkbox"/> Independent living</li> <li><input type="checkbox"/> Other</li> </ul>	

## Look and feel of proposed EZA

- Modeled after design we use for various Federally-funded web applications:  
Visit the online Statistical Briefing Book <http://www.ojdp.ncjrs.gov/ojstatbb/> and click the "Data Analysis Tools" button
- Will include methods and glossary

# Easy Access to Juvenile Populations: 1990-2008

- Home
- Population Profiles
- State Comparisons
- County Comparisons
- Data Source
- Help

Select a year:  Select a state:

Row Variable:  Column Variable:

Selection criteria (Opens a pop-up window)

**Sex**

Male

Female

**Race**

White

Black

American Indian

Asian

**Ethnicity**

Non-Hispanic

Hispanic

**Age**

0  3  6  9  12  15  18 to 20

1  4  7  10  13  16  21 to 24

2  5  8  11  14  17  25 & over

**Age range**

Lower Age:  Upper Age:

Check the age(s) of interest below, or use the pull down menus to the right to quickly select an age range



File Edit View History Bookmarks Tools Help

http://www.ojdp.ncjrs.gov/ojstatbb/ezajcs/asp/selection.asp

Southwest airlines

EZAJCS: Analyze Delinquency Cases

Easy Access to Juvenile Court Statistics: 1985-2005

Home Analyze Delinquency Cases Methods Glossary Help About EZAJCS

Row Variable  
Year of Disposition

Column Variable  
Age at Referral

Show Table

Open Selections

Selection criteria		Age at Referral	Sex	Race	Referral Offense
<input type="checkbox"/> 1985	<input type="checkbox"/> 1989	<input type="checkbox"/> <12	<input type="checkbox"/> Male	<input type="checkbox"/> White	<input type="checkbox"/> Person
<input type="checkbox"/> 1986	<input type="checkbox"/> 1990	<input type="checkbox"/> 12	<input type="checkbox"/> Female	<input type="checkbox"/> Black	<input type="checkbox"/> Property
<input type="checkbox"/> 1987	<input type="checkbox"/> 1991	<input type="checkbox"/> 13	<input type="checkbox"/> 16	<input type="checkbox"/> American Indian	<input type="checkbox"/> Drugs
<input type="checkbox"/> 1988	<input type="checkbox"/> 1992	<input type="checkbox"/> 14	<input type="checkbox"/> >17	<input type="checkbox"/> Asian/Hipi	<input type="checkbox"/> Public Order
<input type="checkbox"/> 1993	<input type="checkbox"/> 1994	<input type="checkbox"/> 15			
<input type="checkbox"/> 1994	<input type="checkbox"/> 1995	<input type="checkbox"/> 16			
<input type="checkbox"/> 1995	<input type="checkbox"/> 1996	<input type="checkbox"/> 17			
<input type="checkbox"/> 1996	<input type="checkbox"/> 1997	<input type="checkbox"/> 18			
<input type="checkbox"/> 1997	<input type="checkbox"/> 1998	<input type="checkbox"/> 19			
<input type="checkbox"/> 1998	<input type="checkbox"/> 1999	<input type="checkbox"/> 20			
<input type="checkbox"/> 1999	<input type="checkbox"/> 2000	<input type="checkbox"/> 21			
<input type="checkbox"/> 2000	<input type="checkbox"/> 2001	<input type="checkbox"/> 22			
<input type="checkbox"/> 2001	<input type="checkbox"/> 2002	<input type="checkbox"/> 23			
<input type="checkbox"/> 2002	<input type="checkbox"/> 2003	<input type="checkbox"/> 24			
<input type="checkbox"/> 2003	<input type="checkbox"/> 2004	<input type="checkbox"/> 25			
<input type="checkbox"/> 2004	<input type="checkbox"/> 2005	<input type="checkbox"/> 26			
<input type="checkbox"/> 2005		<input type="checkbox"/> 27			

Disposition	Manner of Handling	Adjudication	Disposition
<input type="checkbox"/> Detained	<input type="checkbox"/> Formal	<input type="checkbox"/> Adjudicated	<input type="checkbox"/> Waived
<input type="checkbox"/> Not detained	<input type="checkbox"/> Informal	<input type="checkbox"/> Not Adjudicated	<input type="checkbox"/> Released
			<input type="checkbox"/> Placed
			<input type="checkbox"/> Other
			<input type="checkbox"/> Probation

Easy Access to  
 the FBI's Supplementary Homicide Reports: 1980-2006

Home | Victim Crossstabs | Known Offender Crossstabs | Methods | About EZASIR

Row Variable: Year of Incident  
 Column Variable: Age of victim  
 State: United States

Show Table | Clear Selections

Selecting criteria (opens a pop-up window)

<p><b>Year of Incident</b></p> <p><input type="checkbox"/> 1980 <input type="checkbox"/> 1986 <input type="checkbox"/> 1992 <input type="checkbox"/> 1998 <input type="checkbox"/> 2004</p> <p><input type="checkbox"/> 1981 <input type="checkbox"/> 1987 <input type="checkbox"/> 1993 <input type="checkbox"/> 1999 <input type="checkbox"/> 2005</p> <p><input type="checkbox"/> 1982 <input type="checkbox"/> 1988 <input type="checkbox"/> 1994 <input type="checkbox"/> 2000 <input type="checkbox"/> 2006</p> <p><input type="checkbox"/> 1983 <input type="checkbox"/> 1989 <input type="checkbox"/> 1995 <input type="checkbox"/> 2001</p> <p><input type="checkbox"/> 1984 <input type="checkbox"/> 1990 <input type="checkbox"/> 1996 <input type="checkbox"/> 2002</p> <p><input type="checkbox"/> 1985 <input type="checkbox"/> 1991 <input type="checkbox"/> 1997 <input type="checkbox"/> 2003</p>	<p><b>Age</b></p> <p><input type="checkbox"/> 0 to 5  <input type="checkbox"/> 6 to 11  <input type="checkbox"/> 12 to 14  <input type="checkbox"/> 15 to 17  <input type="checkbox"/> 18 to 24  <input type="checkbox"/> 25 to 49  <input type="checkbox"/> 50 &amp; older  <input type="checkbox"/> Unknown</p>	<p><b>Characteristics of Victim</b></p> <p><b>Sex</b></p> <p><input type="checkbox"/> Male  <input type="checkbox"/> Female  <input type="checkbox"/> Unknown</p> <p><b>Race</b></p> <p><input type="checkbox"/> White  <input type="checkbox"/> Black  <input type="checkbox"/> Amer. Indian/Alaskan Native  <input type="checkbox"/> Asian/Nat. Hawaiian/Pac Isl  <input type="checkbox"/> Unknown</p>
<p><b>Victim-Offender relationship</b></p> <p><input type="checkbox"/> Family  <input type="checkbox"/> Acquaintance  <input type="checkbox"/> Stranger  <input type="checkbox"/> Unknown</p>	<p><b>Weapon used</b></p> <p><input type="checkbox"/> Firearm  <input type="checkbox"/> Knife  <input type="checkbox"/> Blunt object  <input type="checkbox"/> Personal  <input type="checkbox"/> Other/unknown</p>	<p><b>Number of offenders</b></p> <p><input type="checkbox"/> One  <input type="checkbox"/> Two or more  <input type="checkbox"/> Unknown</p>
<p><b>Characteristics of Oldest Offender</b></p> <p><b>Age</b></p> <p><input type="checkbox"/> 0 to 11  <input type="checkbox"/> 12 to 17  <input type="checkbox"/> 18 to 24  <input type="checkbox"/> 25 to 49  <input type="checkbox"/> 50 &amp; older  <input type="checkbox"/> Unknown</p> <p><b>Sex</b></p> <p><input type="checkbox"/> Male  <input type="checkbox"/> Female  <input type="checkbox"/> Unknown</p> <p><b>Race</b></p> <p><input type="checkbox"/> White  <input type="checkbox"/> Black  <input type="checkbox"/> Amer. Indian/Alaskan Native  <input type="checkbox"/> Asian/Nat. Hawaiian/Pac Isl  <input type="checkbox"/> Unknown</p>		

### Easy Access to the Census of Juveniles in Residential Placement

Home | EZACJRP Crosstabs | Methods | Browse | About EZACJRP

Row Variable  
Year of Census

Column Variable  
Sex

Show Table

Clear Selections

Year of Census	Offender Characteristics	Race	Age
<input type="checkbox"/> 1987	<input type="checkbox"/> Male	<input type="checkbox"/> White	<input type="checkbox"/> 12 or younger
<input type="checkbox"/> 1989	<input type="checkbox"/> Female	<input type="checkbox"/> Black	<input type="checkbox"/> 18
<input type="checkbox"/> 2001		<input type="checkbox"/> Pacific Islander	<input type="checkbox"/> 19
<input type="checkbox"/> 2003		<input type="checkbox"/> Hispanic	<input type="checkbox"/> 14
<input type="checkbox"/> 2006		<input type="checkbox"/> American Indian	<input type="checkbox"/> 15
			<input type="checkbox"/> 18 to 20

Offender Characteristics	Offender Characteristics	Days Since Admission
<b>General Status</b>	<b>Detained</b>	<input type="checkbox"/> 0 to 1 days
<input type="checkbox"/> Detained	<input type="checkbox"/> Await juvenile court adjudication	<input type="checkbox"/> 61 to 90 days
<input type="checkbox"/> Committed	<input type="checkbox"/> Awaited, placed here	<input type="checkbox"/> 91 to 180 days
<input type="checkbox"/> Diversion	<input type="checkbox"/> Adjudicated-await disposition	<input type="checkbox"/> 2 to 8 days
<input type="checkbox"/> Other/unknown	<input type="checkbox"/> Adjudicated-await placement	<input type="checkbox"/> 7 to 13 days
	<input type="checkbox"/> Adjudicated-await hearing	<input type="checkbox"/> 14 to 20 days
	<input type="checkbox"/> Await criminal court hearing	<input type="checkbox"/> 21 to 30 days
		<input type="checkbox"/> 31 to 60 days
		<input type="checkbox"/> over 545 days
		<input type="checkbox"/> Unknown

Offender Characteristics	Offender Characteristics	Offender Characteristics
<b>General Offenses</b>	<b>Person offenses</b>	<b>Drug offenses</b>
<input type="checkbox"/> Person offenses	<input type="checkbox"/> Criminal homicide	<input type="checkbox"/> Drug trafficking
<input type="checkbox"/> Property offenses	<input type="checkbox"/> Sexual assault	<input type="checkbox"/> Other drug
<input type="checkbox"/> Drug offenses	<input type="checkbox"/> Robbery	<b>Public order offenses</b>
<input type="checkbox"/> Public order offenses	<input type="checkbox"/> Aggravated assault	<input type="checkbox"/> Other public order
<input type="checkbox"/> Technical violations	<input type="checkbox"/> Simple assault	<input type="checkbox"/> Weapons
<input type="checkbox"/> Status offenses	<input type="checkbox"/> Other person	<input type="checkbox"/> Other public order

Facility Characteristics	Facility Characteristics	Facility Characteristics	Locks
<input type="checkbox"/> 1 - 10 residents	<input type="checkbox"/> State	<input type="checkbox"/> Detention Center	<input type="checkbox"/> Locks
<input type="checkbox"/> 11 - 20 residents	<input type="checkbox"/> Local	<input type="checkbox"/> Shelter	<input type="checkbox"/> No Locks
<input type="checkbox"/> 21 - 50 residents	<input type="checkbox"/> Private	<input type="checkbox"/> Reception/Diagnostic Center	<input type="checkbox"/> Unknown
<input type="checkbox"/> 51 - 100 residents	<input type="checkbox"/> Tribal	<input type="checkbox"/> Group Home	
<input type="checkbox"/> 101 - 200 residents		<input type="checkbox"/> Road Camp	

Facility Operation for Committed Residents by State, 2006  
Rate per 100,000 Juveniles

# Presenting rates per population makes it easier to see differences from one state or county to another

For example, in this table it is easy to see states with high commitment rates and which ones don't; which rely on state facilities and which use private facilities a lot.

State of Origin	Total	Facility Operation			
		State Facility	Local Facility	Private Facility	State Placing Agency
United States	205	91	34	80	25
Alabama	244	104	2	139	42
Alaska	234	146	0	89	89
Arizona	153	84	35	34	8
Arkansas	212	0	40	171	84
California	206	59	114	34	1
Colorado	315	140	3	173	29
Connecticut	107	40	0	67	57
Delaware	179	139	9	36	10
District of Columbia	172	42	0	125	125
Florida	503	51	14	239	109
Georgia	147	110	0	37	15
Hawaii	72	61	0	11	11
Idaho	219	121	60	38	35
Illinois	146	115	13	18	7
Indiana	280	131	23	100	2
Iowa	280	61	1	189	43
Kansas	236	124	25	87	31
Kentucky	192	126	2	65	52
Louisiana	187	79	30	80	75
Maine	115	104	0	11	2
Massachusetts	112	28	0	84	69
Michigan	205	37	35	133	20
Minnesota	211	35	73	104	4
Mississippi	63	58	5	1	0
Missouri	146	120	22	3	0
Montana	183	122	0	61	20
Nebraska	126	45	2	78	48
Nevada	201	125	63	13	1
New Hampshire	129	61	0	68	35
New Jersey	90	77	3	10	7
New Mexico	144	125	6	12	12
New York	221	102	2	117	31
North Carolina	113	68	4	41	21
North Dakota	229	120	9	200	129
Ohio	225	130	72	22	4
Oklahoma	157	118	6	33	32
Oregon	280	184	24	52	31
Pennsylvania	246	35	4	207	3
Rhode Island	292	194	0	98	98
South Carolina	196	91	0	105	68
South Dakota	63	199	20	314	253
Tennessee	138	99	3	65	20
Texas	260	174	48	38	14
Utah	188	93	0	94	75
Vermont	59	18	0	41	18
Virginia	178	118	55	5	4
Washington	143	109	28	7	3
West Virginia	230	123	0	106	22
Wisconsin	204	107	14	83	6
Wyoming	511	192	0	314	192

## **What we can do: barebones approach**

- Will be developed in SQL 2005 along with ASP.NET
- Will run against quasi-live data (produced quarterly)
- Provide transition plan
- Completed by end of 2009 calendar year if begun in June—allow 6–8 months to develop

## **Contingencies/questions**

- Content of EZA defined well in advance [we are working with JCJC to get specifics of what variables/values to include]
  - Years to include, offense categories, disposition codes
- Review previous documentation [e.g. methods]
- Other questions

## **Possible Enhancements (a la carte features)**

- Additional variable coding options, e.g., a summary and detailed offense code option for analysis purposes
- Create a public/private facility flag for placement facilities

# From FL's 2007-08 Comprehensive Accountability Report

Program Area	Total		% ODP	% Success
	Releases	Completions		
Low Risk Residential Programs	962	850 (88%)	5%	57%
Moderate Risk Residential Programs	5,284	4,610 (87%)	5%	57%
High Risk Residential Programs	1,791	1,569 (88%)	7%	55%
Maximum Risk Residential Programs	146	88 (60%)	5%	67%
<b>Total Residential Programs</b>	<b>8,183</b>	<b>7,117 (87%)</b>	<b>6%</b>	<b>57%</b>

Completions

## High Risk Residential Programs

Program Name	Total Releases	Percent ODP <sup>1</sup>	Total		Percent Male	Percent Black	Percent Hispanic	Average Age at Admission	Average Prior Seriousness Index	Average Length of Stay	Success Rate	
			N <sup>1</sup>	Percent								
<b>Female</b>												
Dasoto - Female	12	0%	12	100%	0%	50%	17%	16.9	20.6	113	67%	
Monticello New Life	40	13%	39	98%	0%	38%	21%	16.5	21.3	267	67%	
Orange Intensive Halfway House <sup>2</sup>	36	24%	17	45%	0%	59%	0%	16.2	14.8	296	82%	
Vernon Place-Female <sup>2</sup>	27	37%	20	74%	0%	40%	10%	15.8	24.2	217	60%	
<b>Subtotal</b>	<b>117</b>	<b>21%</b>	<b>88</b>	<b>75%</b>	<b>0%</b>	<b>44%</b>	<b>14%</b>	<b>16.3</b>	<b>20.6</b>	<b>240</b>	<b>68%</b>	

**ODP = offenses during placement**

# From FL's 2007-08 Comprehensive Accountability Report

Program Accountability Measures score is calculated for each program to provide a program rank based on its effectiveness and cost relative to other commitment programs.

Program Type/Program Name	N	Observed		Percent Difference *	Expected Success Range		Cost per Completion	Effectiveness Category	Cost Category	PAM Score
		Success Rate	Rate		Success	Success				
<b>Female High Risk Residential</b>										
Umatilla Girls Academy **	26	81%	4.9	72.3% - 75.9%	\$39,258	Effective	Moderate	80		
Orange Intensive Halfway House **	17	82%	6.2	71.4% - 76.2%	\$72,256	Highly Effective	High	77		
Monticello New Life	39	67%	-3.4	70.1% - 73.1%	\$45,672	Below Average	Moderate	63		
Vernon Place-Female **	20	60%	-9.0	69.0% - 73.5%	\$18,218	Least Effective	Low	57		
DeSoto Dual Diagnosis Correctional Facility - Female	23	61%	-8.3	69.1% - 73.3%	\$109,574	Least Effective	High	42		



# Links

- **Statistical Briefing Book**  
<http://www.ojjdp.ncjrs.gov/ojstatbb/>
- **Data Analysis Tools**  
<http://www.ojjdp.ncjrs.gov/ojstatbb/dat.html>
- **Pennsylvania Electronic Juvenile Justice Databook**  
<http://www.ncjserverhttp.org/padatabook/>
- **National Disproportionate Minority Contact Databook**  
<http://www.ojjdp.ncjrs.gov/ojstatbb/dmccdb/index.html>
- **Florida DJJ web site**  
<http://www.djj.state.fl.us/Research/index.html>