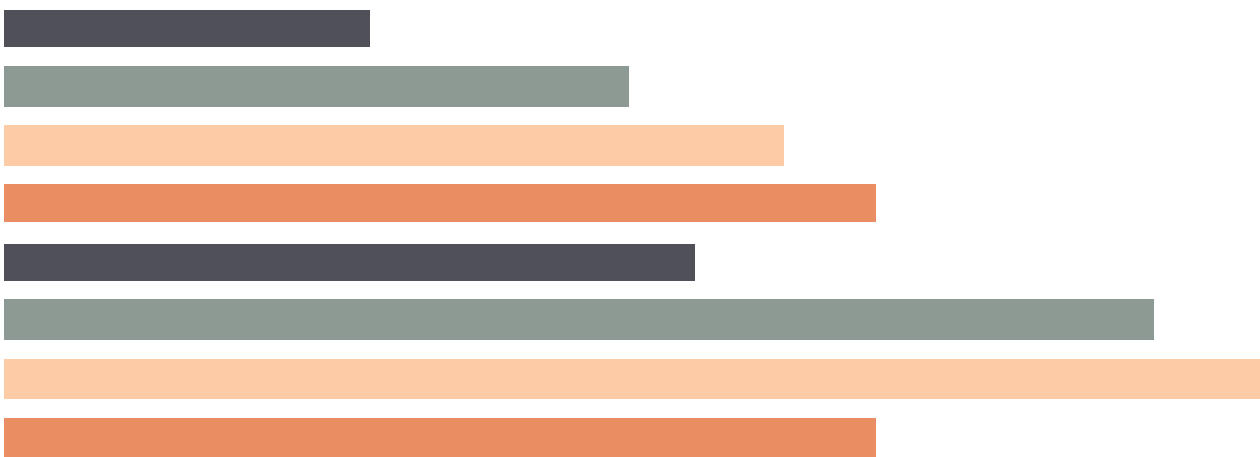
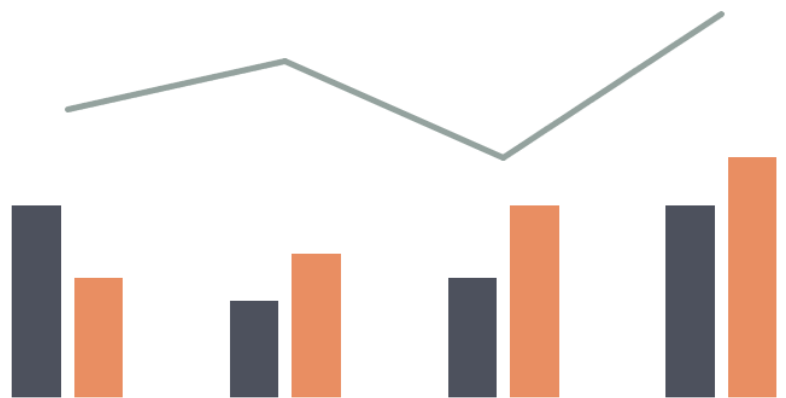


2023

Court of Common Pleas
Caseload Statistics for


Westmoreland County



We are pleased to provide you with a copy of the 2023 County Caseload Display pages. They can also be viewed on the AOPC webpage at www.pacourts.us in the *News & Statistics* section under *Research & Statistics*.

Should you have any questions or comments, please do not hesitate to contact me at 717.231.3300 .

Sincerely,

A handwritten signature in black ink, appearing to read 'Sasanka', written over a horizontal line.

Sasanka Adikari, Ph.D.
Data Scientist
Department of Research and Statistics

Table of Contents

CPCMS Criminal	Page 1
CPCMS Criminal - New Cases by Case Type.....	Page 2
Civil.....	Page 3
Civil - Docketed Cases Listed by Case Type.....	Page 4
Protection From Abuse	Page 5
Spousal & Child Support and Paternity	Page 6
Custody/Partial Custody/Visitation.....	Page 7
Divorce	Page 8
Juvenile Dependency - Active Dependent Inventory	Page 9
Juvenile Dependency - Adjudicated Dependent Inventory	Page 10
Juvenile Delinquency - Cases Pending Disposition.....	Page 11
Juvenile Delinquency - New Cases by Case Type	Page 12
Juvenile Delinquency - Formal Dispositions	Page 13
Juvenile Delinquency - Informal Dispositions	Page 14
Accounts.....	Page 15
Adoptions.....	Page 16
Relinquishments/Terminations	Page 17
Appointment of Guardians	Page 18
Jury Yield and Utilization	Page 19
Problem Solving Courts.....	Pages 20-21

Westmoreland County

2023 Population estimate: 351,163

Class of County: 3rd

No. of Common Pleas Court Judgeships: 11



2023 Criminal No. of Cases

Cases Pending 1/1/2023	2,962
New Cases Filed in 2023	4,270
Reopened Cases	365
Cases Available for Processing	7,597

Processed by:

Withdrawn/Dismissed	359	7.8%
Diversionsary Disposition*	846	18.4%
Guilty Plea	2,968	64.6%
Non-Jury Trial	37	0.8%
Jury Trial	39	0.8%
Inactive	328	7.1%
Other	20	0.4%
Total Cases Processed	4,597	100.0%

Cases Pending 12/31/2023 **3,000**

Cases Awaiting Sentencing 131

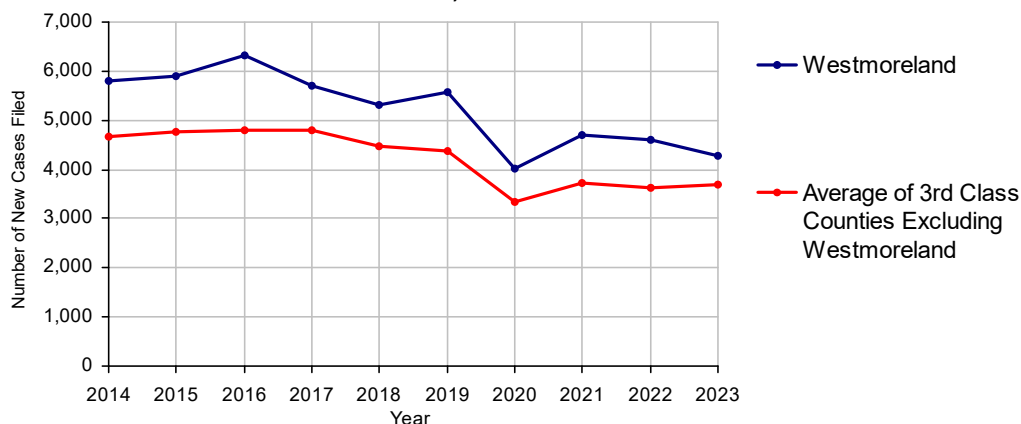
Data provided by CPCMS

* Includes other diversionsary programs such as Veterans Court.

Age of Pending Cases as of 12/31/2023

0-60 Days	624	20.8%
61-120 Days	440	14.7%
121-180 Days	283	9.4%
181-240 Days	292	9.7%
241-300 Days	263	8.8%
301-360 Days	216	7.2%
Over 360 Days	882	29.4%
Total	3,000	100.0%

Criminal New Cases, 2014-2023



Westmoreland County

2023 Population: 351,163
Class of County: 3rd
No. of Common Pleas Judgeships: 11

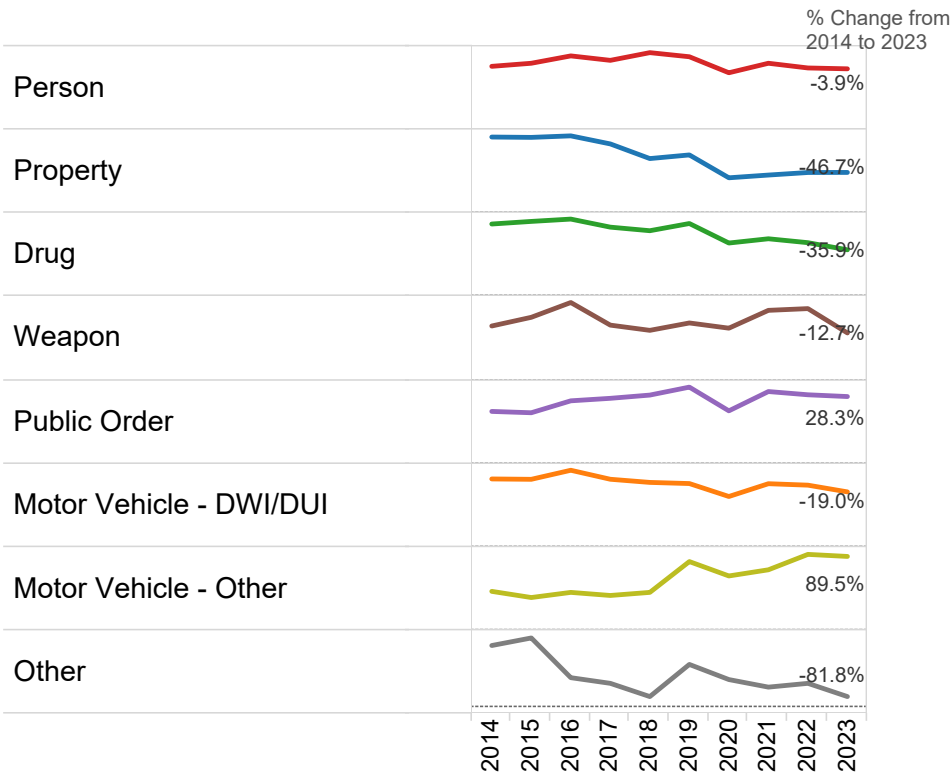


2023 Criminal - New Cases by Offense Type

Case Type	Felony	Misdemeanor	Summary	Total	
Person	342	368	0	710	16.6%
Property	526	480	25	1,031	24.1%
Drug	225	589	0	814	19.1%
Weapon	82	28	0	110	2.6%
Public Order	154	303	1	458	10.7%
Motor Vehicle - DWI/DUI	98	971	0	1,069	25.0%
Motor Vehicle - Other	3	69	0	72	1.7%
Other	6	0	0	6	0.1%
Total	1,436	2,808	26	4,270	100.0%
	33.6%	65.8%	0.6%	100.0%	

Data provided by CPCMS

Criminal New Cases by Offense Type, 2014-2023



Westmoreland County

2023 Population estimate: 351,163

Class of County: 3rd

No. of Common Pleas Court Judgeships: 11

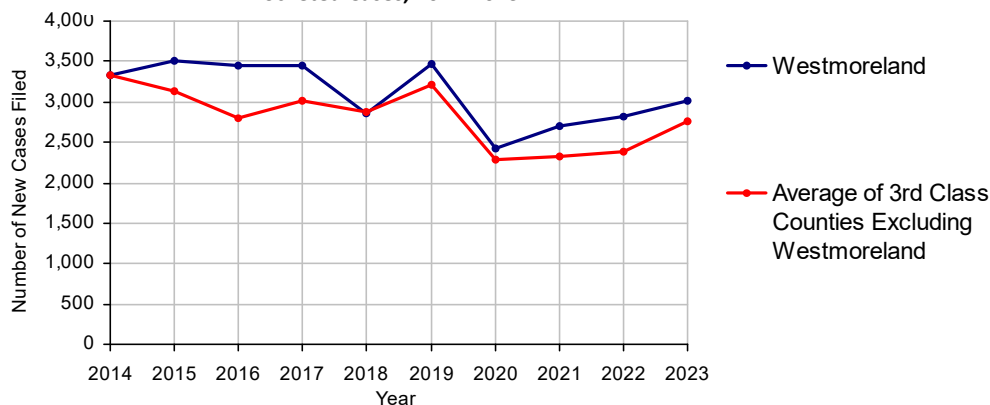


2023 Civil	Civil Action	Other	Total
Cases Pending 1/1/2023	2,236	6,408	8,644
Docketed Cases	1,716	1,299	3,015
Arbitration Appeals	23	1	24
Transferred In	0	0	0
Returned to Active	0	0	0
Cases Available for Processing	3,975	7,708	11,683
Processed By:			
Default Judgments	409	696	1,105
Cases Decided by Arbitration Board	94	0	94
Dispositive Motions	196	212	408
Settlements	435	172	607
Moved to Inactive Status	1	0	1
Transferred/Withdrawn	36	50	86
Dismissed/Discontinued	367	16	383
Administrative Purge	139	0	139
Other	0	0	0
Jury Trial	6	1	7
Non-Jury Trial	3	0	3
Total Cases Processed	1,686	1,147	2,833
Cases Pending 12/31/2023	2,289	6,561	8,850

Age of Pending Cases as of 12/31/2023 (Civil Action Only)

0-6 months	674	29.4%
7-12 months	448	19.6%
13-18 months	335	14.6%
19-24 months	234	10.2%
25-30 months	194	8.5%
31-36 months	102	4.5%
37-42 months	67	2.9%
43-48 months	50	2.2%
49-54 months	53	2.3%
55-60 months	45	2.0%
61-66 months	24	1.0%
67-72 months	16	0.7%
Over 72 months	47	2.1%
Total	2,289	100.0%

Docketed Cases, 2014-2023



Westmoreland County

2023 Population estimate: 351,163

Class of County: 3rd

No. of Common Pleas Court Judgeships: 11



2023 Civil - Docketed Cases Listed by Case Type

TORT 405 13.4%

(does not include mass tort)

Intentional	17
Malicious Prosecution	13
Motor Vehicle	192
Nuisance	2
Premise Liability	67
Product Liability	9
Slander/Libel/Defamation	4
Other	101

MASS TORT 0

Asbestos	0
Tobacco	0
Toxic Tort - DES	0
Toxic Tort - Implant	0
Toxic Waste	0
Other	0

PROFESSIONAL LIABILITY 40 1.3%

Dental	1
Legal	0
Medical Malpractice	36
Other	3

CONTRACT 1,149 38.1%

(does not include judgments)

Buyer Plaintiff	23
Debt Collection: Credit Card	667
Debt Collection: Other	338
Employment Dispute: Discrimination	7
Employment Dispute: Other	0
Other	114

Of the Docketed Cases:

Pro Se Filings:	0	Class Action Suits:	0	MDJ Appeals:	220	7.3%
-----------------	---	---------------------	---	--------------	-----	------

*Civil Other

REAL PROPERTY 952 31.6%

Ejectment*	50
Eminent Domain/Condemnation*	15
Ground Rent	1
Landlord/Tenant Dispute	121
Mortgage Foreclosure:	
Residential*	480
Commercial*	9
Partition of Real Property*	12
Quiet Title*	45
Other*	219

CIVIL APPEALS 232 7.7%

- Administrative Agencies

Board of Assessment*	49
Board of Elections*	1
Dept. of Transportation*	134
Zoning Board*	7
Statutory Appeal - Other*	15
Other*	26

MISCELLANEOUS 237 7.9%

Common Law/	
Statutory Arbitration*	1
Declaratory Judgment*	12
Mandamus*	0
Non-Domestic Relations	
Restraining Order*	24
Quo Warranto*	0
Replevin*	0
Other*	200

TOTAL DOCKETED CASES: 3,015 100.0%

Westmoreland County

2023 Population estimate: 351,163

Class of County: 3rd

No. of Common Pleas Court Judgeships: 11



2023 Protection From Abuse

**No. of
Petitions**

Cases Pending 1/1/2023

177 (R)

New Cases Filed in 2023

861

Of these, Petitions Requesting Temporary Orders: 861 (100.0%)

Temporary Orders DENIED: 73 (8.5%), Temporary Orders GRANTED: 788 (91.5%)

Cases Available for Processing

1,038

Processed By:

Temporary Order DENIED After Ex Parte Hearing and No Evidentiary Hearing Scheduled	73	8.4%
Temporary Order DISMISSED After Evidentiary Hearing and No Final Order Entered	116	13.3%
Final Order DENIED After Evidentiary Hearing Before a Judge or a Judicial Officer	0	
Final Order GRANTED After Evidentiary Hearing Before a Judge or a Judicial Officer	198	22.7%
Plaintiff Did Not Appear For Evidentiary Hearing	200	23.0%
Final Order by STIPULATION OR AGREEMENT Between the Parties	72	8.3%
Petition WITHDRAWN by Plaintiff	212	24.3%
TRANSFERRED to Another Jurisdiction	0	
Other	0	

Cases Processed

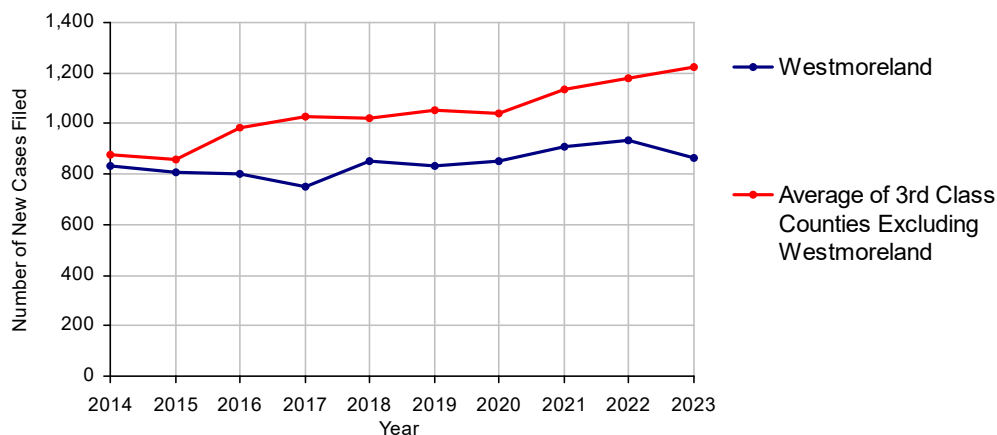
871 100.0%

Cases Pending 12/31/2023

167

(R) - Revised

PFA New Cases Filed, 2014-2023



Westmoreland County

2023 Population estimate: 351,163

Class of County: 3rd

No. of Common Pleas Court Judgeships: 11



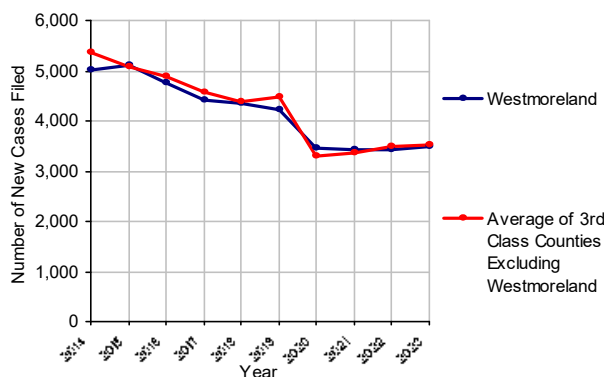
2023 Spousal & Child Support	No. of Petitions
Cases Pending 1/1/2023	487
New Cases Filed in 2023	3,505
Dockets Transferred In (+)	53
Dockets Transferred Out (-)	46
Cases Available for Processing	3,999
Processed By:	
Judge	14 0.4%
Intake Officer	3,338 94.3%
Hearing Officer	189 5.3%
Other	0
Cases Processed	3,541 100.0%
Cases Pending 12/31/2023	458

Data provided by PACSES

2023 Paternity	No. of Cases
Acknowledgements Filed:	
Non-Domestic Relations Section	356 82.8%
During Conference	72 16.7%
Non-Stipulated (post genetic test)	0
Pre-Trial Conference	2 0.5%
Total	430 100.0%
Established:	
Stipulated by Genetic Tests	70 56.0%
Default - Father Failed to Appear	9 7.2%
Adjudication by Court Proceeding	0
Out of State	46 36.8%
Total	125 100.0%
Cases Pending 12/31/2023	80

Data provided by PACSES

Spousal & Child Support New Cases, 2014-2023



DEFINITIONS:

ACKNOWLEDGEMENTS FILED:

NON-DOMESTIC RELATIONS SECTION: The voluntary Acknowledgement of Paternity by the alleged father.

DURING CONFERENCE: The alleged father signed the Acknowledgement of Paternity-Waiver of Trial (PE-010) at the initial child support conference.

NON-STIPULATED (POST GENETIC TEST): The alleged father signed the Acknowledgement of Paternity-Waiver of Trial after genetic tests were conducted and resulted in the alleged father being determined to be the biological father.

PRE-TRIAL CONFERENCE: The alleged father signed the Acknowledgement of Paternity-Waiver of Trial at the pre-trial conference.

ESTABLISHED:

STIPULATED BY GENETIC TESTS: The alleged father requested genetic tests and signed a stipulation that if the test results had a 99% or higher probability of paternity then the alleged father would be stipulated as the biological father of the child.

DEFAULT - FATHER FAILED TO APPEAR: The alleged father failed to appear after being served for either a support conference, hearing, or genetic test and a default paternity order was entered by the court.

ADJUDICATION BY COURT PROCEEDING: The alleged father was determined to be the biological father of the child through a court proceeding.

OUT OF STATE: Paternity was established in another state, "Out of state only".

Westmoreland County

2023 Population Estimate: 351,163

Class of County: 3rd

No. of Common Pleas Court Judgeships: 11



2023 Custody/Partial Custody/Visitation

No. of
Petitions

Cases Pending 1/1/2023

471

New Cases Filed in 2023

723

Cases Available for Processing

1,194

Processed By:

Judge

202

30.3%

Non-Judicial Officer

453

68.0%

Administrative Review/Purge

0

Other

11

1.7%

Cases Processed

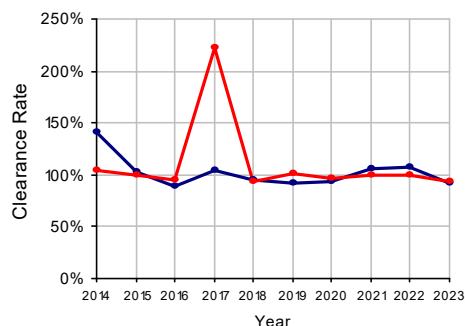
666

100.0%

Cases Pending 12/31/2023

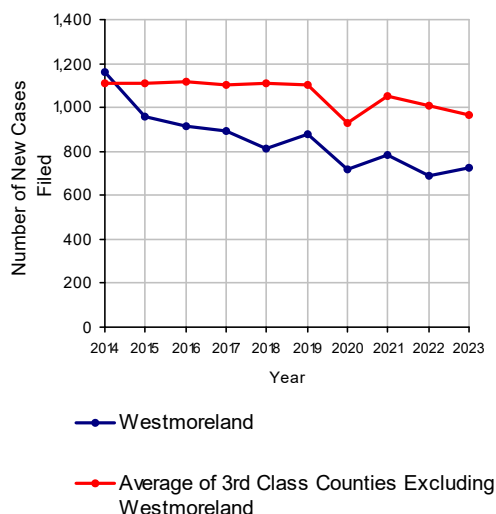
528

Clearance Rate, 2014-2023

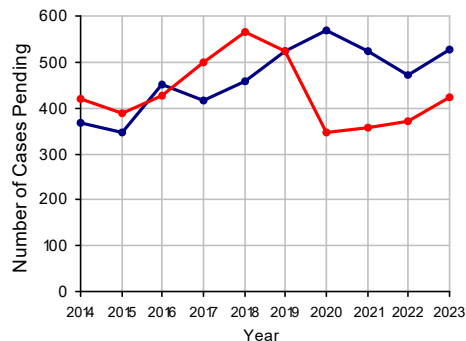


Note: Clearance Rate = Cases Processed / New Cases Filed

Custody/Partial Custody/Visitation New Cases Filed, 2014-2023



Cases Pending at the End of Year, 2014-2023



Note: The unusually high clearance rate in 2014 was due to an administrative review and purge.

Westmoreland County

2023 Population estimate: 351,163

Class of County: 3rd

No. of Common Pleas Court Judgeships: 11



2023 Divorce

No. of Petitions

Cases Pending 1/1/2023

2,670

New Cases Filed in 2023

761

Cases Available for Processing

3,431

Processed By:

Contested Before a Judge

0

Contested Before a Non-Judicial Officer

0

Uncontested

698

96.0%

Administrative Review/Purge

0

Other

29

4.0%

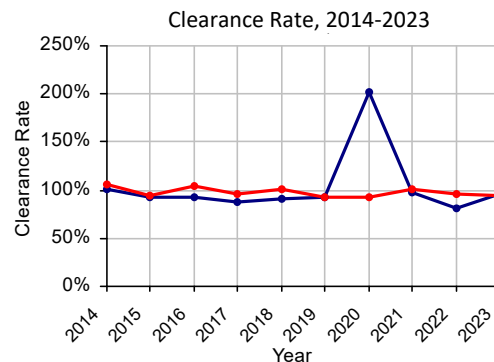
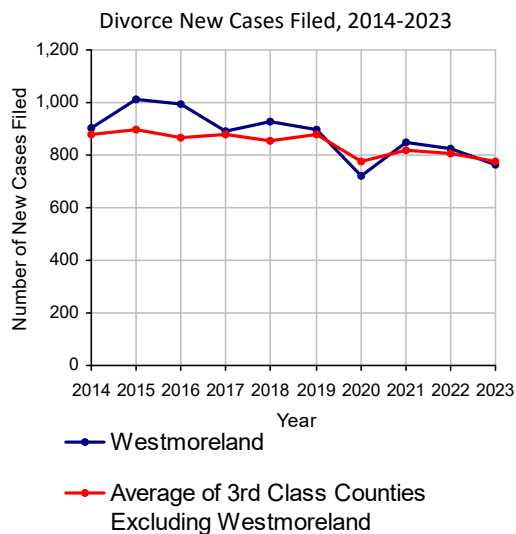
Cases Processed

727

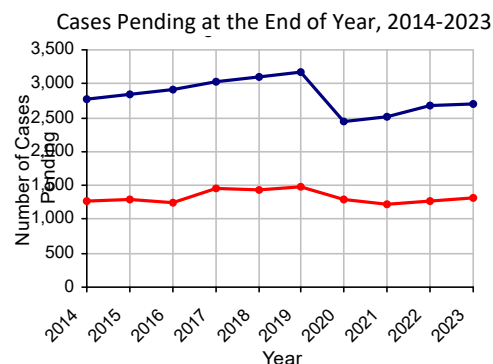
100.0%

Cases Pending 12/31/2023

2,704



Note: Clearance Rate = Cases Processed / New Cases Filed



Westmoreland County

2023 Population estimate: 351,163

Class of County: 3rd

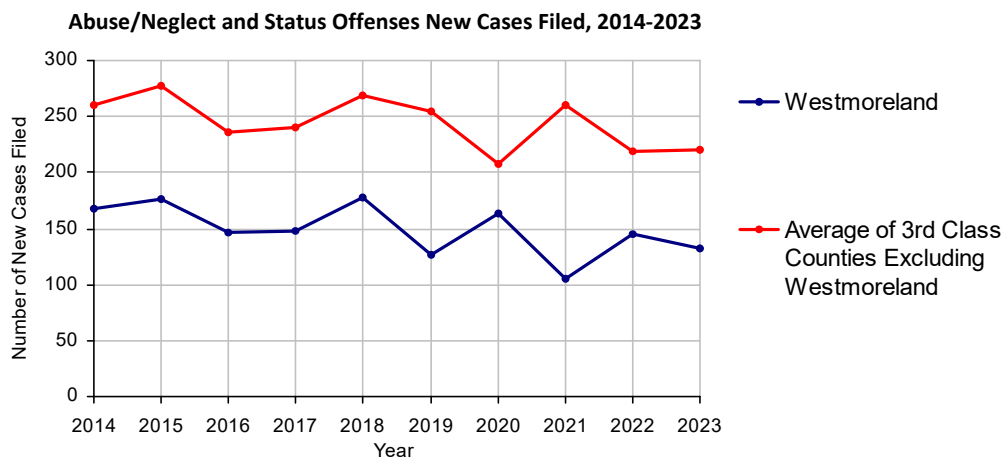
No. of Common Pleas Court Judgeships: 11



2023 Juvenile Dependency - Petitions Pending Adjudication

	Abuse/ Neglect	Status Offenses	Total
Cases Pending 1/1/2023	23	4	27
New Petitions Filed in 2023	126	6	132
Other	10	1	11
Total Petitions Available for Processing	159	11	170
Processed by:			
Adjudicated Dependent			
Judge	27	0	27
Juvenile Court Hearing Officer	79	5	84
Adjudicated NOT Dependent			
Judge	2	0	2
Juvenile Court Hearing Officer	6	2	8
Withdrawn/Dismissed/Inactive	17	0	17
Other	3	0	3
Total Petitions Processed	134	7	141
Cases Pending 12/31/2023	25	4	29

Data provided by CPCMS



Westmoreland County

2023 Population estimate: 351,163

Class of County: 3rd

No. of Common Pleas Court Judgeships: 11



2023 Juvenile Dependency - Adjudicated Dependent Inventory

	Abuse/ Neglect	Status Offenses	Total
Cases Pending 1/1/2023	232	13	245
New Adjudicated Dependent Cases	106	5	111
Other	9	2	11
Total Adjudicated Dependent Cases	347	20	367

Court Supervision Terminated:

Family Reunification	33	32.0%	1	10.0%	34	30.1%
Adoption	32	31.1%	0		32	28.3%
Placement with a Relative/Guardian	18	17.5%	4	40.0%	22	19.5%
Aged Out	13	12.6%	4	40.0%	17	15.0%
Other Permanency Outcomes*	2	1.9%	1	10.0%	3	2.7%
Other**	5	4.9%	0		5	4.4%

Total Adjudicated Dependent Cases Terminated	103	100.0%	10	100.0%	113	100.0%
Cases Pending 12/31/2023	244		10		254	

Data provided by CPCMS

* Other Permanency Outcomes include: adjudicated delinquent, death due to natural causes, emancipation, permanent living arrangement, and parent has come forward.

** Other includes cases where court supervision is terminated due to transfer out of jurisdiction, withdrawal and administrative closure.

Westmoreland County

2023 Population estimate: 351,163

Class of County: 3rd

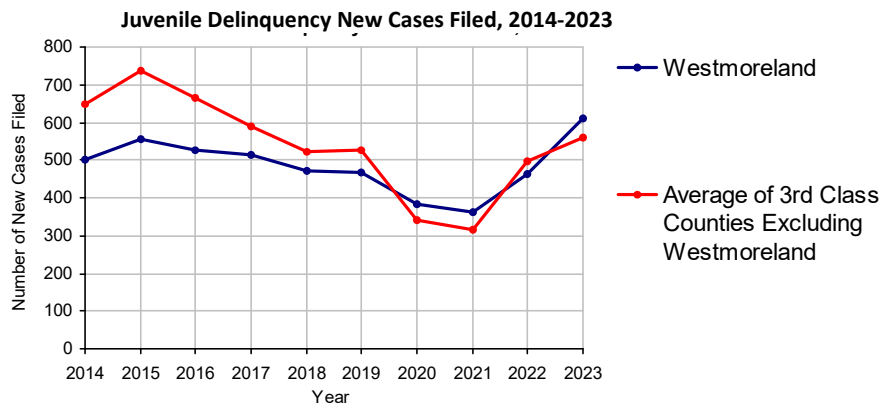
No. of Common Pleas Court Judgeships: 11



2023 Juvenile Delinquency - Cases Pending Disposition

Begin Pending	145
New Cases	610
Consent Decree Revoked	12
Informal Adjustment Program Revoked	0
Alternative Program Revoked	0
Warrant Returned	19
Other	36
Total Cases Available for Disposition	822
Warrant Issued	22
Disposed by:	
Adjudicated Delinquent by a Judge	105
Adjudicated Delinquent by a Juvenile Court Hearing Officer	49
Consent Decree Entered	160
Informal Adjustment Program Entered	33
Warned and Counseled (Pre-Petition)	0
Dismissed/Withdrawn/Transferred	159
Transferred to Criminal Court	0
Other	24
Total Cases Disposed	530
End Pending	270

Data provided by CPCMS



Westmoreland County

2023 Population: 351,163
 Class of County: 3rd
 No. of Common Pleas Judgeships: 11

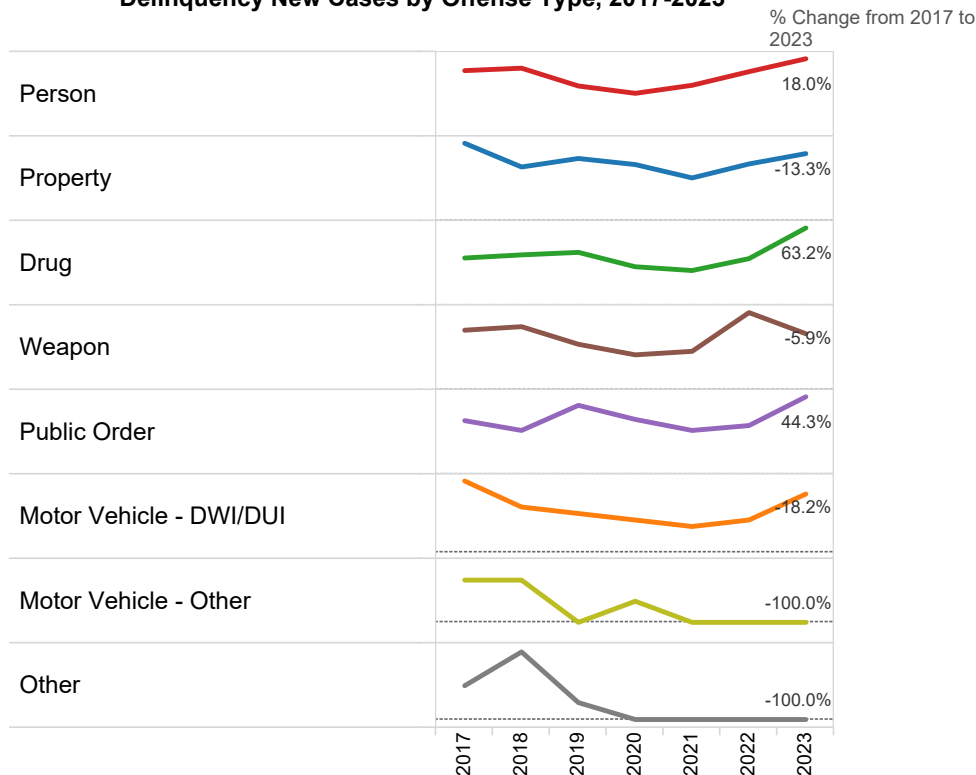


2023 Delinquency - New Cases by Offense Type

Case Type	Felony	Misdemeanor	Summary	Total	
Person	71	152	0	223	36.6%
Property	72	39	0	111	18.2%
Drug	5	119	0	124	20.3%
Weapon	1	15	0	16	2.6%
Public Order	16	46	65	127	20.8%
Motor Vehicle - DWI/DUI	0	9	0	9	1.5%
Motor Vehicle - Other	0	0	0	0	0.0%
Other	0	0	0	0	0.0%
Total	165	380	65	610	100.0%
	27.0%	62.3%	10.7%	100.0%	

Data provided by CPCMS

Delinquency New Cases by Offense Type, 2017-2023



Westmoreland County

2023 Population estimate: 351,163

Class of County: 3rd

No. of Common Pleas Court Judgeships: 11



2023 Juvenile Delinquency - Formal Dispositions

Begin Pending	166
Adjudicated Delinquent by a Judge	105
Adjudicated Delinquent by a Juvenile Court Hearing Officer	49
Warrant Returned	42
Other	2
Total Adjudicated Delinquent Cases	364
Warrant Issued	54
Court Supervision Terminated:	
Conditions Satisfied	90
Compelling Reasons	13
Reached Age 21	0
Transferred to Another Juvenile Court	1
Other	23
Total Adjudicated Delinquent Cases Terminated	127
End Pending	183

(R) - Revised

Data provided by CPCMS

Westmoreland County

2023 Population estimate: 351,163

Class of County: 3rd

No. of Common Pleas Court Judgeships: 11



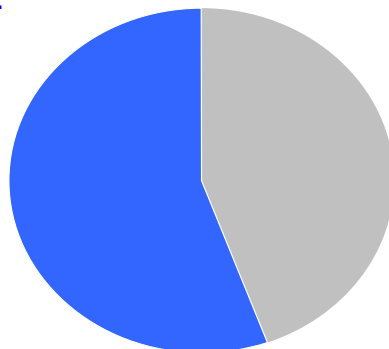
2023 Juvenile Delinquency - Informal Dispositions

Pending Consent Decrees	72
Pending Informal Adjustments	4
New Consent Decrees	160
New Informal Adjustments	33
Warrant Returned	0
Other	0
Cases Informally Disposed	269
Warrant Issued	5
Terminated by:	
Consent Decree Completed	125
Informal Adjustment Completed	12
Consent Decree Revoked	12
Informal Adjustment Program Revoked	0
Other	5
Total Informally Disposed Cases Terminated	154
End Pending	110

(R) - Revised

Data provided by CPCMS

Informal Dispositions: **56%**



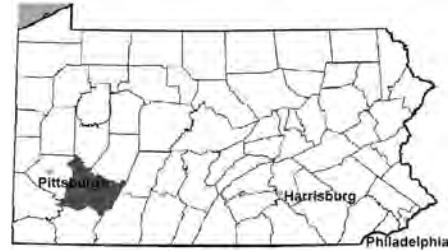
Delinquency Cases are disposed either formally, at a proceeding held before a judge or hearing officer, or informally without a proceeding. Informal dispositions include informal adjustments supervised by a juvenile probation officer; consent decrees agreed upon with the District Attorney after a petition is filed; or other pre-petition process by the juvenile probation department.

Westmoreland County

2023 Population estimate: 351,163

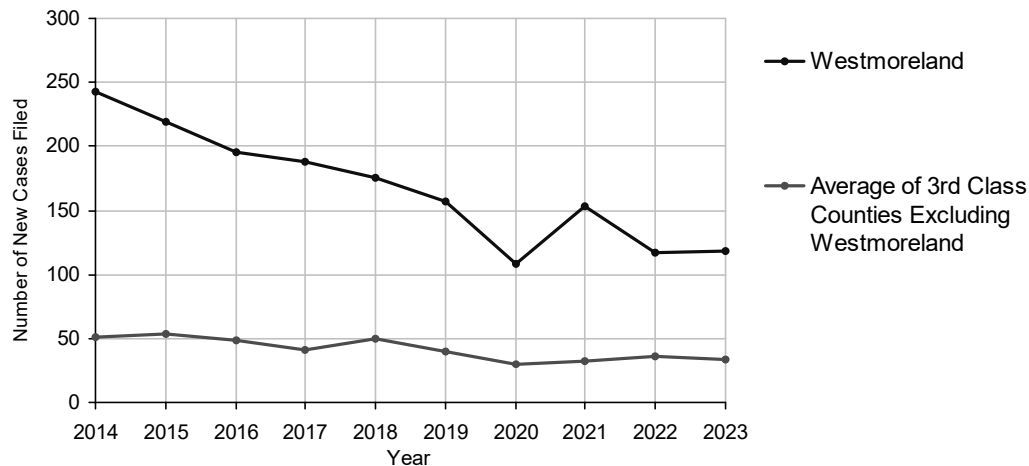
Class of County: 3rd

No. of Common Pleas Court Judgeships: 11



2023 Accounts	No. of Cases	
Cases Pending 1/1/2023	36	
New Cases Filed in 2023	118	
Cases Available for Processing	154	
Processed By:		
Contested before a Judge	0	
Contested before a Non-Judicial Officer	0	
Uncontested	117	100.0%
Other	0	
Cases Processed	117	100.0%
Cases Pending 12/31/2023	37	

Accounts New Cases Filed, 2014-2023



Westmoreland County

2023 Population estimate: 351,163

Class of County: 3rd

No. of Common Pleas Court Judgeships: 11



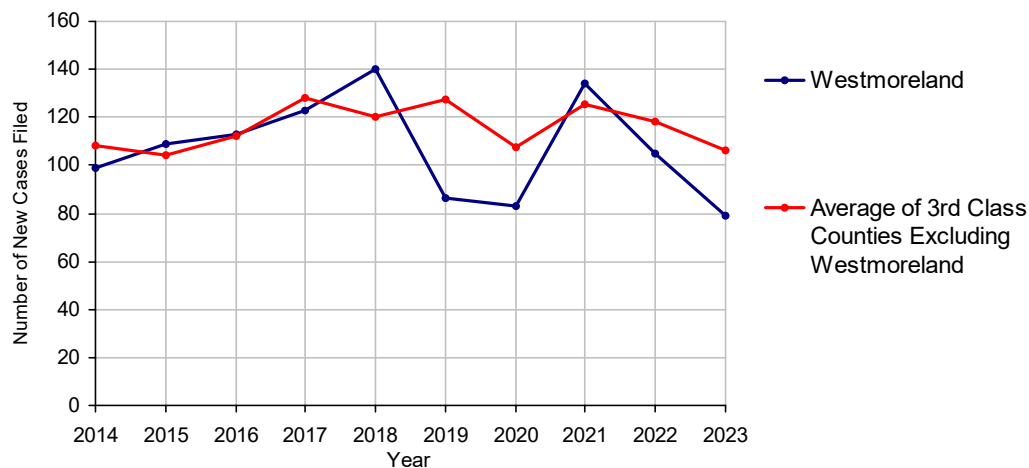
2023 Adoptions

**No. of
Cases**

Cases Pending 1/1/2023	13 ^(R)	
New Cases Filed in 2023	79	
Cases Available for Processing	92	
Processed By:		
Contested before a Judge	Granted	0
	Denied	0
Uncontested	Granted	82 100.0%
	Denied	0
Other		0
Cases Processed	82	100.0%
Cases Pending 12/31/2023	10	

(R) - Revised

Adoptions New Cases Filed, 2014-2023



Westmoreland County

2023 Population estimate: 351,163

Class of County: 3rd

No. of Common Pleas Court Judgeships: 11



2023 Relinquishments/Terminations

No. of
Cases

Cases Pending 1/1/2023 88^(R)

New Cases Filed in 2023 161

Cases Available for Processing 249

Processed By:

Contested before a Judge 34 24.1%

Uncontested 98 69.5%

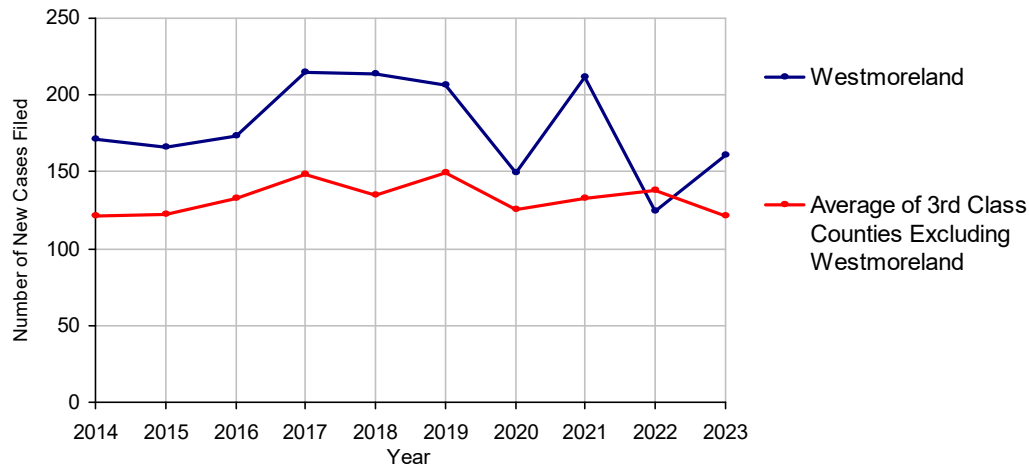
Other 9 6.4%

Cases Processed 141 100.0%

Cases Pending 12/31/2023 108

(R) - Revised

Relinquishments/Terminations New Cases Filed, 2014-2023



Westmoreland County

2023 Population estimate: 351,163

Class of County: 3rd

No. of Common Pleas Court Judgeships: 11



2023 Appointment of Guardians

**No. of
Cases**

Cases Pending 1/1/2023

19

New Cases Filed in 2023

77

Cases Available for Processing

96

Processed By:

Contested before a Judge

0

Uncontested

70

89.7%

Other

8

10.3%

Cases Processed

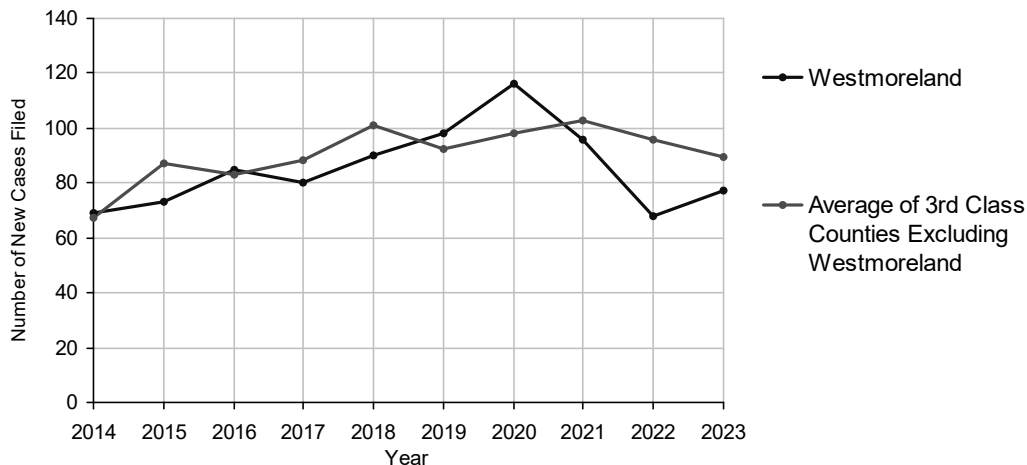
78

100.0%

Cases Pending 12/31/2023

18

Appointment of Guardians New Cases Filed, 2014-2023



Westmoreland County

2023 Population estimate: 351,163

Class of County: 3rd

No. of Common Pleas Court Judgeships: 11



2023 Jury Yield and Utilization

Jury Yield

Qualification Questionnaires/Summonses Mailed:	21,278	A		
Returned Undeliverable:	1,072	B	5.0%	Of Qualification Questionnaires/ Summonses Mailed
Not Responded to:	464	C	2.2%	
the Number of Prospective Jurors:				
Disqualified:	4,693	D	22.1%	
Exempted:	340	E	1.6%	Of Jurors Qualified and Available
Excused:	3,205	F	15.1%	
Deferred to New Term:	1,930	G	9.1%	
Deferred from Previous Term:	2,212	H	10.4%	
Total Number of Qualified Jurors Available for Service:	11,786	I	55.4%	

$I = A - B - C - D - E - F - G + H$

Jury Utilization

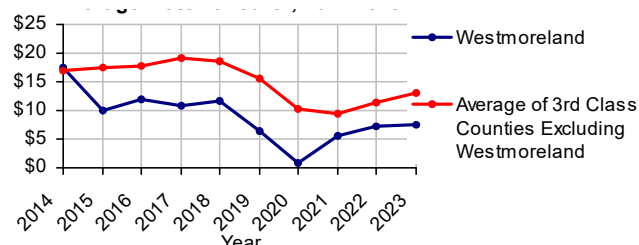
the Number of Jurors:				
Reporting for Service:	3,952		33.5%	Of Jurors Qualified and Available
Told Not to Report for Service:	7,754		65.8%	
Sent to Courtroom for Jury Selection (Voir Dire):	2,261		57.2%	Of Jurors Reporting for Service
Impaneled or Sworn (jurors/alternates):	573		14.5%	
Removed for Cause/Hardship:	624			
Removed by Peremptory Challenge:	360			
Number of Jury Trials Started:	41			
Pool Days:	34			
Zero Panel Days:	5		14.7%	(Of Pool Days)

Jury Costs

Total Annual Budget for Juror Operations:	\$159,138.00	J
Average Cost Per Juror:	\$7.48	K

$K = J/A$

Average Cost Per Juror, 2014-2023



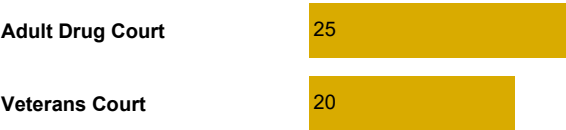
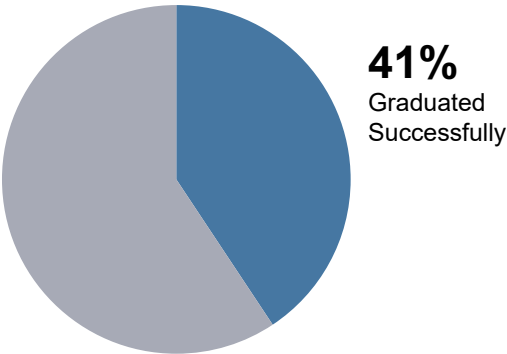
Westmoreland County

2023 Problem Solving Courts

59 Discharges

45 Admissions

Of All Court Participants Discharged:

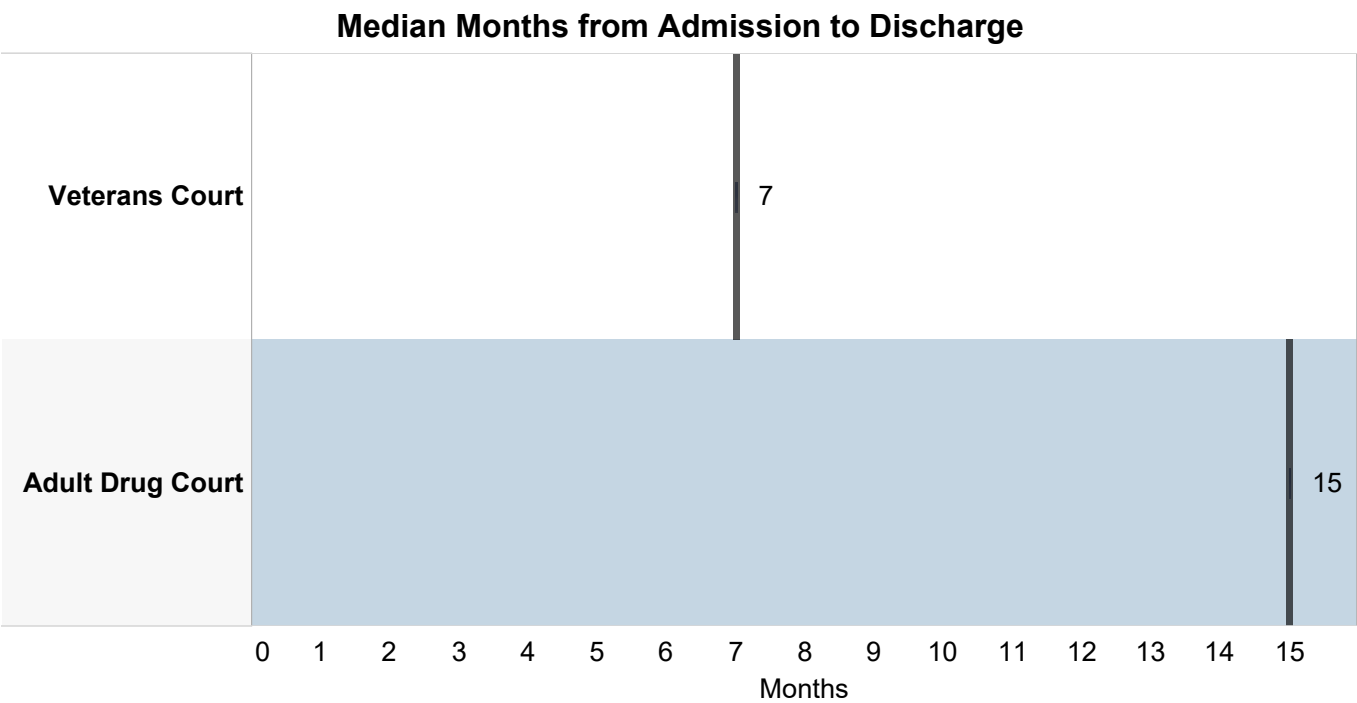


Discharge Reason

	Successfully Completed	Unsuccessful/New Offense	Unsuccessful /Non-Compliant	Voluntarily Withdrew	Unsuccessful /Absconded	Other	Total Discharges
Adult Drug Court	10 (24.4%)	1 (2.4%)	5 (12.2%)	8 (19.5%)	6 (14.6%)	11 (26.8%)	41 (100.0%)
Veterans Court	14 (77.8%)		3 (16.7%)			1 (5.6%)	18 (100.0%)

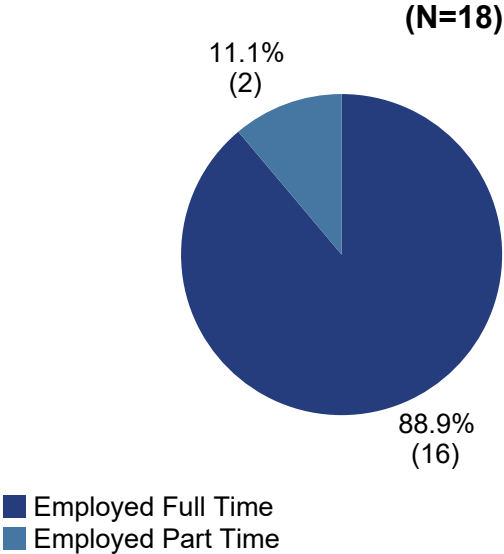

Westmoreland County

2023 Problem Solving Courts



Among successful graduates, there was a 50% increase in employment.

89% of the employed successful graduates were employed full time:



8% (5) of all participants have improved in education level at discharge.

DEPARTMENT OF RESEARCH & STATISTICS

KIM NIEVES, PH.D.

DIRECTOR

ANDREW GINDER, MPA

ASSISTANT DIRECTOR

YAN LIU, M.S.

SENIOR STATISTICAL ANALYST

SASANKA ADIKARI, PH.D

DATA SCIENTIST

AMANDA PEREIRA

RESEARCH ASSISTANT