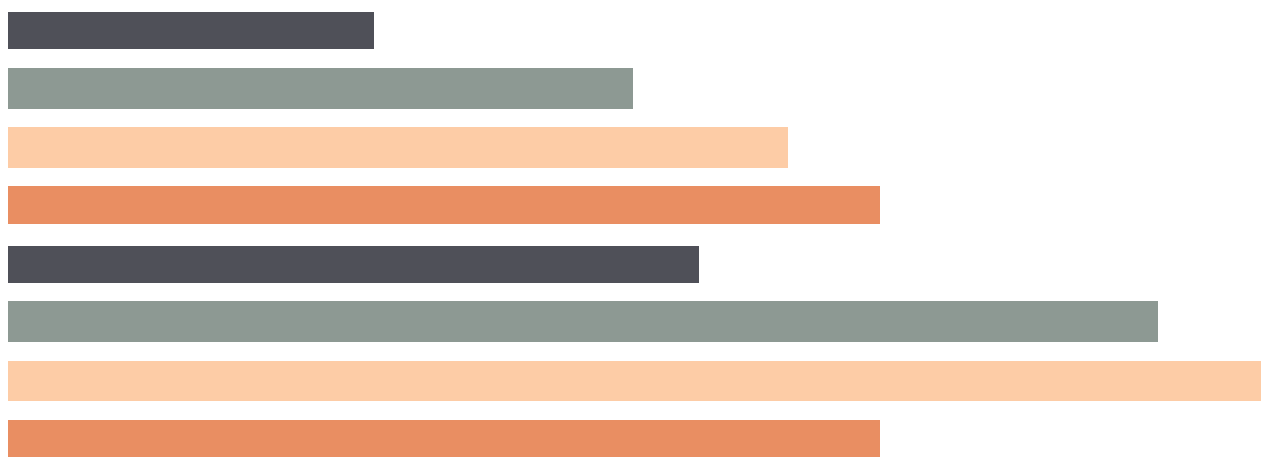
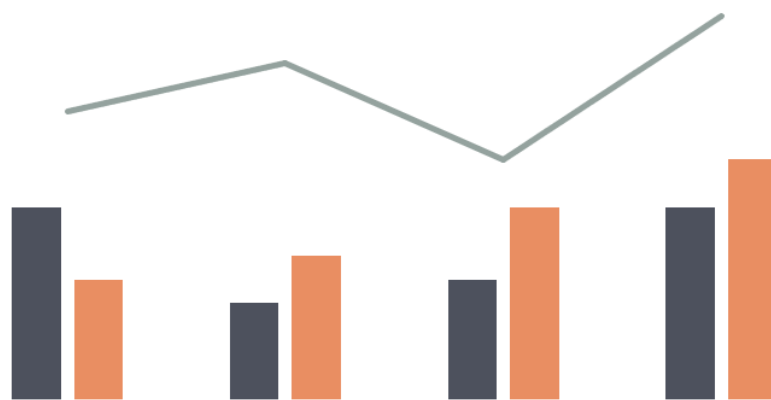


2023 Pennsylvania Caseload Statistics


Court of Common Pleas
Caseload Statistics for



We are pleased to provide you with a copy of the 2023 Statewide Caseload Display pages. They can also be viewed on the AOPC webpage at www.pacourts.us in the *News & Statistics* section under *Research & Statistics*.

Should you have any questions or comments, please do not hesitate to contact me at 717.231.3300 .

Sincerely,

A handwritten signature in black ink, appearing to read 'Sasanka', is written over a horizontal line. The signature is fluid and cursive.

Sasanka Adikari, Ph.D.
Data Scientist
Department of Research and Statistics

Table of Contents

CPCMS Criminal	Page 1
CPCMS Criminal - New Cases by Case Type.....	Page 2
Civil.....	Page 3
Civil - Docketed Cases Listed by Case Type.....	Page 4
Protection From Abuse	Page 5
Spousal & Child Support and Paternity	Page 6
Custody/Partial Custody/Visitation.....	Page 7
Divorce	Page 8
Juvenile Dependency - Active Dependent Inventory	Page 9
Juvenile Dependency - Adjudicated Dependent Inventory	Page 10
Juvenile Delinquency - Cases Pending Disposition.....	Page 11
Juvenile Delinquency - New Cases by Case Type	Page 12
Juvenile Delinquency - Formal Dispositions	Page 13
Juvenile Delinquency - Informal Dispositions	Page 14
Accounts.....	Page 15
Adoptions.....	Page 16
Relinquishments/Terminations	Page 17
Appointment of Guardians	Page 18
Jury Yield and Utilization	Page 19
Problem Solving Courts.....	Pages 20-21

Pennsylvania Statewide Common Pleas Caseload Statistics

2023 Population estimate: 12,961,683

No. of Common Pleas Court Judgeships: 462

2023 Criminal No. of Cases

Cases Pending 1/1/2023 80,345^(R)

New Cases Filed in 2023 125,836

Reopened Cases 13,072

Cases Available for Processing 219,253

Processed by:

Withdrawn/Dismissed 10,537 7.5%

Diversionsary Disposition* 23,806 17.0%

Guilty Plea 90,116 64.5%

Non-Jury Trial 1,928 1.4%

Jury Trial 1,548 1.1%

Inactive 10,974 7.8%

Other 904 0.6%

Total Cases Processed 139,813 100.0%

Cases Pending 12/31/2023 79,440

Cases Awaiting Sentencing 5,600

(R) - Revised

Data provided by CPCMS

* Includes other diversionsary programs such as Veterans Court.

Age of Pending Cases as of 12/31/2023

0-60 Days 18,924 23.8%

61-120 Days 15,920 20.0%

121-180 Days 11,102 14.0%

181-240 Days 7,629 9.6%

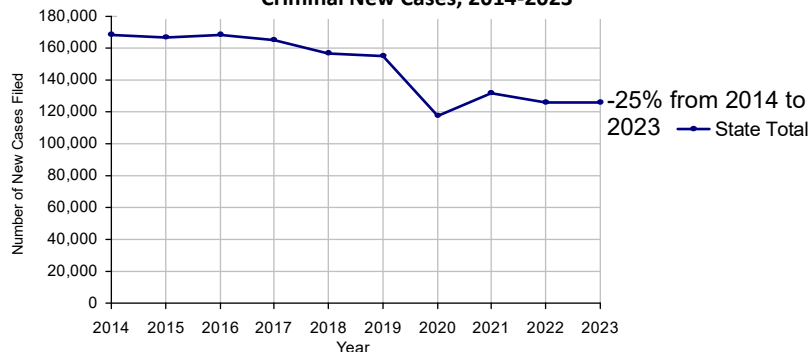
241-300 Days 6,101 7.7%

301-360 Days 4,207 5.3%

Over 360 Days 15,557 19.6%

Total 79,440 100.0%

Criminal New Cases, 2014-2023



Pennsylvania Statewide Common Pleas Caseload Statistics

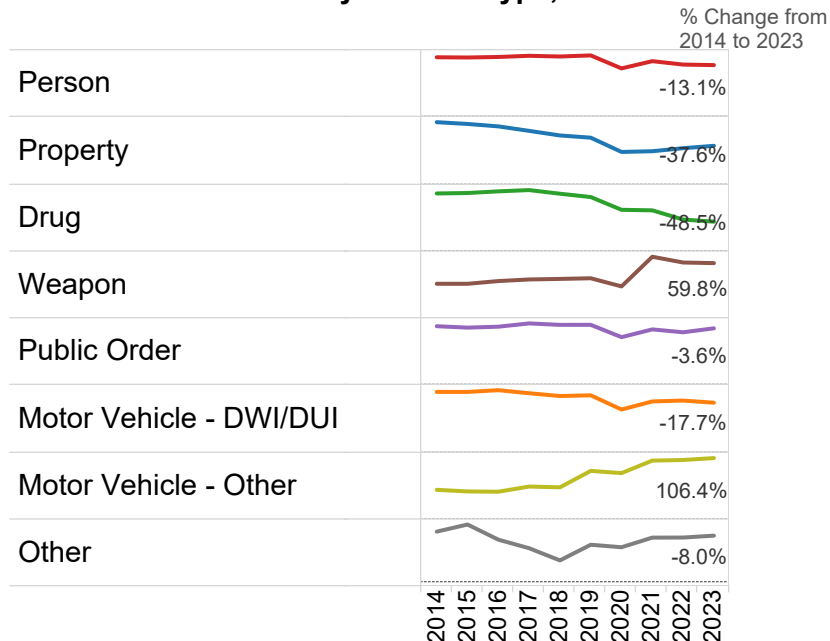
2023 Population Estimate: 12,961,683
No. of Common Pleas Judgeships: 462

2023 Criminal - New Cases by Offense Type

Case Type	Felony	Misdemeanor	Summary	Total	
Person	12,237	9,673	38	21,948	17.4%
Property	16,773	11,894	132	28,799	22.9%
Drug	7,421	11,177	8	18,606	14.8%
Weapon	5,899	976	7	6,882	5.5%
Public Order	4,066	8,040	60	12,166	9.7%
Motor Vehicle - DWI/DUI	1,713	33,158	3	34,874	27.7%
Motor Vehicle - Other	175	1,662	111	1,948	1.5%
Other	585	19	9	613	0.5%
Total	48,869	76,599	368	125,836	100.0%
	38.8%	60.9%	0.3%	100.0%	

Data provided by CPCMS

Criminal New Cases by Offense Type, 2014-2023



Pennsylvania Statewide Common Pleas Caseload Statistics

2023 Population estimate: 12,961,683

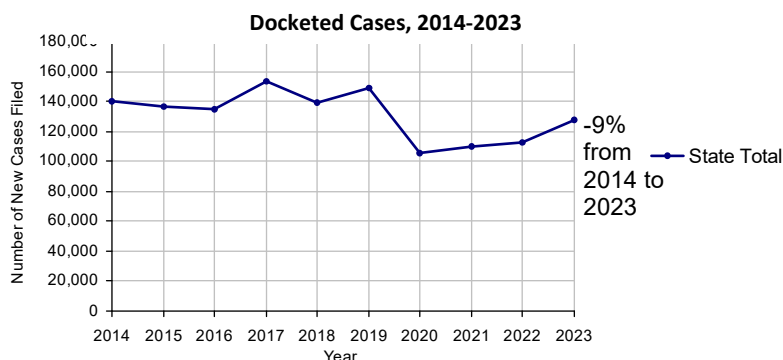
No. of Common Pleas Court Judgeships: 462

2023 Civil	Civil Action	Other	Total
Cases Pending 1/1/2023	112,394 ^(R)	81,547 ^(R)	193,941 ^(R)
Docketed Cases	84,484	43,513	127,997
Arbitration Appeals	1,796	144	1,940
Transferred In	547	185	732
Returned to Active	3,538	1,977	5,515
Cases Available for Processing	202,759	127,366	330,125
Processed By:			
Default Judgments	18,127	10,571	28,698
Cases Decided by Arbitration Board	6,778	735	7,513
Dispositive Motions	3,326	4,273	7,599
Settlements	29,065	8,165	37,230
Moved to Inactive Status	1,310	1,226	2,536
Transferred/Withdrawn	5,338	2,006	7,344
Dismissed/Discontinued	17,513	9,089	26,602
Administrative Purge	5,627	4,019	9,646
Other	10,050	10,517	20,567
Jury Trial	527	18	545
Non-Jury Trial	889	685	1,574
Total Cases Processed	98,550	51,304	149,854
Cases Pending 12/31/2023	104,209	76,062	180,271

Age of Pending Cases as of 12/31/2023 (Civil Action Only)

0-6 months	36,644	36.0%
7-12 months	19,454	19.1%
13-18 months	12,365	12.1%
19-24 months	7,847	7.7%
25-30 months	6,068	6.0%
31-36 months	4,197	4.1%
37-42 months	3,554	3.5%
43-48 months	2,304	2.3%
49-54 months	1,959	1.9%
55-60 months	1,517	1.5%
61-66 months	1,019	1.0%
67-72 months	784	0.8%
Over 72 months	4,192	4.1%
Total	101,904	100.0%

(R) - Revised



Pennsylvania Statewide Common Pleas Caseload Statistics

2023 Population estimate: 12,961,683

No. of Common Pleas Court Judgeships: 462

2023 Civil - Docketed Cases Listed by Case Type

TORT	29,336	22.9%	REAL PROPERTY	27,212	21.3%
<i>(does not include mass tort)</i>			Ejectment*	2,657	
Intentional	707		Eminent Domain/Condemnation*	424	
Malicious Prosecution	119		Ground Rent	10	
Motor Vehicle	17,804		Landlord/Tenant Dispute	4,549	
Nuisance	70		Mortgage Foreclosure:		
Premise Liability	5,148		Residential*	15,227	
Product Liability	326		Commercial*	488	
Slander/Libel/Defamation	224		Partition of Real Property*	465	
Other	4,938		Quiet Title*	1,807	
MASS TORT	992	0.8%	Other*	1,585	
Asbestos	364		CIVIL APPEALS	9,637	7.5%
Tobacco	0		<i>- Administrative Agencies</i>		
Toxic Tort - DES	3		Board of Assessment*	3,328	
Toxic Tort - Implant	0		Board of Elections*	227	
Toxic Waste	1		Dept. of Transportation*	3,590	
Other	624		Zoning Board*	306	
PROFESSIONAL LIABILITY	1,983	1.5%	Statutory Appeal - Other*	375	
Dental	49		Other*	1,811	
Legal	132		MISCELLANEOUS	11,223	8.8%
Medical Malpractice	1,485		Common Law/		
Other	317		Statutory Arbitration*	122	
CONTRACT	47,614	37.2%	Declaratory Judgment*	677	
<i>(does not include judgments)</i>			Mandamus*	86	
Buyer Plaintiff	1,170		Non-Domestic Relations		
Debt Collection: Credit Card	24,953		Restraining Order*	410	
Debt Collection: Other	11,695		Quo Warranto*	6	
Employment Dispute: Discrimination	179		Replevin*	904	
Employment Dispute: Other	424		Other*	9,018	
Other	9,193		TOTAL DOCKETED CASES:	127,997	100.0%

Of the Docketed Cases:

Pro Se Filings: 9,909 7.7% Class Action Suits: 250 0.2% MDJ Appeals: 7,733 6.0%

*Civil Other

Pennsylvania Statewide Common Pleas Caseload Statistics

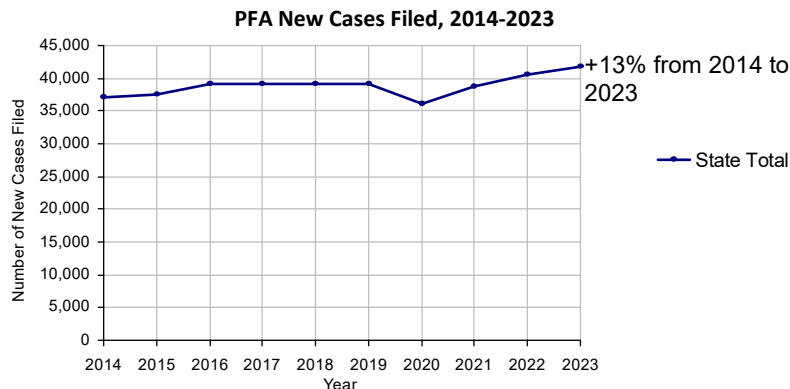
2023 Population estimate: 12,961,683

No. of Common Pleas Court Judgeships: 462

2023 Protection From Abuse	No. of Petitions	
Cases Pending 1/1/2023	11,775 ^(R)	
New Cases Filed in 2023	41,736	
<i>Of these, Petitions Requesting Temporary Orders: 41,516 (99.5%)</i>		
<i>Temporary Orders DENIED: 4,973 (12.0%), Temporary Orders GRANTED: 36,537 (88.0%)</i>		
Cases Available for Processing	53,511	
Processed By:		
Temporary Order DENIED After Ex Parte Hearing and No Evidentiary Hearing Scheduled	2,358	5.7%
Temporary Order DISMISSED After Evidentiary Hearing and No Final Order Entered	2,908	7.0%
Final Order DENIED After Evidentiary Hearing Before a Judge or a Judicial Officer	2,186	5.2%
Final Order GRANTED After Evidentiary Hearing Before a Judge or a Judicial Officer	7,438	17.8%
Plaintiff Did Not Appear For Evidentiary Hearing	10,808	25.9%
Final Order by STIPULATION OR AGREEMENT Between the Parties	6,903	16.6%
Petition WITHDRAWN by Plaintiff	8,728	20.9%
TRANSFERRED to Another Jurisdiction	33	0.1%
Other	324	0.8%
Cases Processed	41,686	100.0%
Cases Pending 12/31/2023	11,825	

(R) - Revised

Note. Tioga County data unavailable at time of Publication.



Pennsylvania Statewide Common Pleas Caseload Statistics

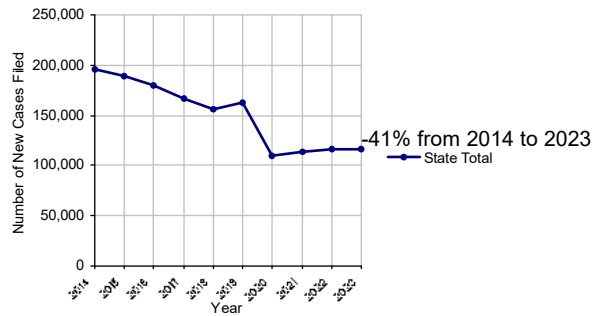
2023 Population estimate: 12,961,683

No. of Common Pleas Court Judgeships: 462

2023 Spousal & Child Support	No. of Petitions
Cases Pending 1/1/2023	47,471
New Cases Filed in 2023	116,339
Dockets Transferred In (+)	2,084
Dockets Transferred Out (-)	1,844
Cases Available for Processing	164,050
Processed By:	
Judge	4,185 3.5%
Intake Officer	101,890 86.1%
Hearing Officer	12,140 10.3%
Other	69 0.1%
Cases Processed	118,284 100.0%
Cases Pending 12/31/2023	45,766

Data provided by PACSES

Spousal & Child Support New Cases Filed, 2013-2022



2023 Paternity	No. of Cases
Acknowledgements Filed:	
Non-Domestic Relations Section	14,665 83.1%
During Conference	2,197 12.4%
Non-Stipulated (post genetic test)	216 1.2%
Pre-Trial Conference	575 3.3%
Total	17,653 100.0%
Established:	
Stipulated by Genetic Tests	1,761 27.2%
Default - Father Failed to Appear	1,063 16.4%
Adjudication by Court Proceeding	65 1.0%
Out of State	3,589 55.4%
Total	6,478 100.0%
Cases Pending 12/31/2023	9,916

Data provided by PACSES

DEFINITIONS:

ACKNOWLEDGEMENTS FILED:

NON-DOMESTIC RELATIONS SECTION: The voluntary Acknowledgement of Paternity by the alleged father.

DURING CONFERENCE: The alleged father signed the Acknowledgement of Paternity-Waiver of Trial (PE-010) at the initial child support conference.

NON-STIPULATED (POST GENETIC TEST): The alleged father signed the Acknowledgement of Paternity-Waiver of Trial after genetic tests were conducted and resulted in the alleged father being determined to be the biological father.

PRE-TRIAL CONFERENCE: The alleged father signed the Acknowledgement of Paternity-Waiver of Trial at the pre-trial conference.

ESTABLISHED:

STIPULATED BY GENETIC TESTS: The alleged father requested genetic tests and signed a stipulation that if the test results had a 99% or higher probability of paternity then the alleged father would be stipulated as the biological father of the child.

DEFAULT - FATHER FAILED TO APPEAR: The alleged father failed to appear after being served for either a support conference, hearing, or genetic test and a default paternity order was entered by the court.

ADJUDICATION BY COURT PROCEEDING: The alleged father was determined to be the biological father of the child through a court proceeding.

OUT OF STATE: Paternity was established in another state, "Out of state only".

Pennsylvania Statewide Common Pleas Caseload Statistics

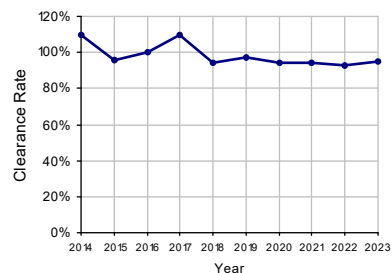
2023 Population Estimate: 12,961,683

No. of Common Pleas Court Judgeships: 462

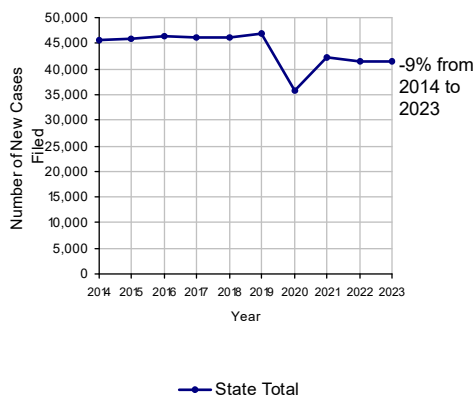
2023 Custody/Partial Custody/Visitation	No. of Petitions	
Cases Pending 1/1/2023	45,644 ^(R)	
New Cases Filed in 2023	41,495	
Cases Available for Processing	87,139	
Processed By:		
Judge	15,537	39.6%
Non-Judicial Officer	17,593	44.8%
Administrative Review/Purge	638	1.6%
Other	5,501	14.0%
Cases Processed	39,269	100.0%
Cases Pending 12/31/2023	47,870	

(R) - Revised

Clearance Rate, 2014-2023

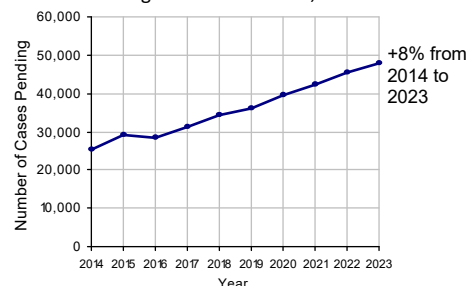


Custody/Partial Custody/Visitation New Cases Filed, 2014-2023



Note: Clearance Rate = Cases Processed / New Cases Filed

Cases Pending at the End of Year, 2014-2023



Pennsylvania Statewide Common Pleas Caseload Statistics

2023 Population estimate: 12,961,683

No. of Common Pleas Court Judgeships: 462

2023 Divorce

No. of Petitions

Cases Pending 1/1/2023 77,210^(R)

New Cases Filed in 2023 32,906

Cases Available for Processing 110,116

Processed By:

Contested Before a Judge 2,221 7.0%

Contested Before a Non-Judicial Officer 1,386 4.3%

Uncontested 26,352 82.6%

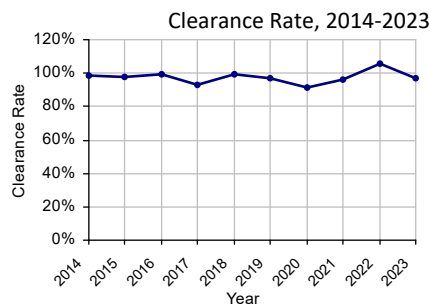
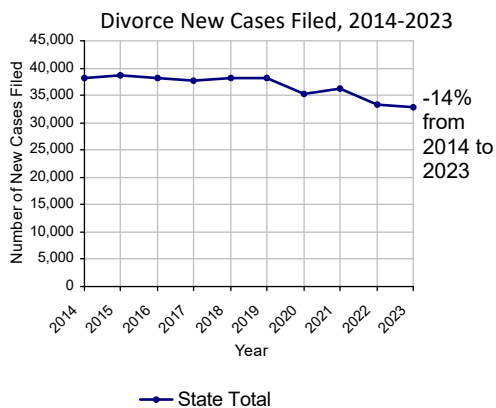
Administrative Review/Purge 1,253 3.9%

Other 679 2.1%

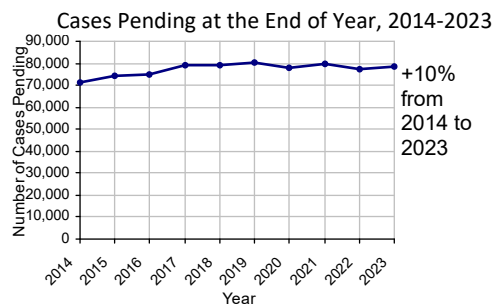
Cases Processed 31,891 100.0%

Cases Pending 12/31/2023 78,225

(R) - Revised



Note: Clearance Rate = Cases Processed / New Cases Filed



Pennsylvania Statewide Common Pleas Caseload Statistics

2023 Population estimate: 12,961,683

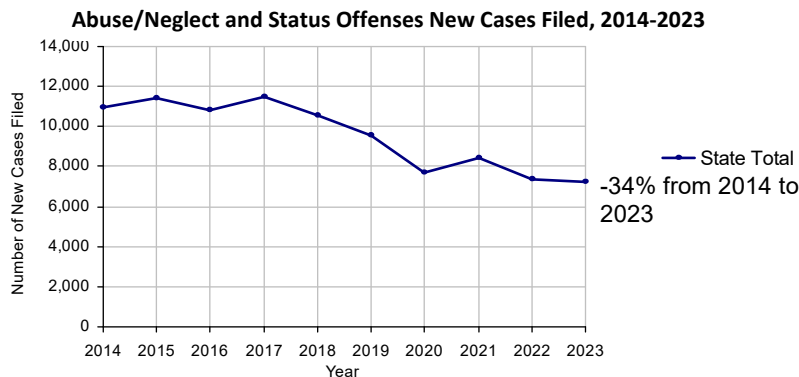
No. of Common Pleas Court Judgeships: 462

2023 Juvenile Dependency - Petitions Pending Adjudication

	Abuse/ Neglect	Status Offenses	Total
Cases Pending 1/1/2023	1,259	93	1,352 ^(R)
New Petitions Filed in 2023	6,777	480	7,257
Other	1,476	60	1,536
Total Petitions Available for Processing	9,512	633	10,145
Processed by:			
Adjudicated Dependent			
Judge	4,404	243	4,647
Juvenile Court Hearing Officer	1,924	145	2,069
Adjudicated NOT Dependent			
Judge	429	28	457
Juvenile Court Hearing Officer	69	8	77
Withdrawn/Dismissed/Inactive	1,140	100	1,240
Other	327	24	351
Total Petitions Processed	8,293	548	8,841
Cases Pending 12/31/2023	1,219	85	1,304

(R) - Revised

Data provided by CPCMS



Pennsylvania Statewide Common Pleas Caseload Statistics

2023 Population estimate: 12,961,683

No. of Common Pleas Court Judgeships: 462

2023 Juvenile Dependency - Adjudicated Dependent Inventory

	Abuse/ Neglect	Status Offenses	Total
Cases Pending 1/1/2023	14,547	417	14,964 ^(R)
New Adjudicated Dependent Cases	6,328	388	6,716
Other	157	8	165
Total Adjudicated Dependent Cases	21,032	813	21,845

Court Supervision Terminated:

Family Reunification	2,199	29.2%	72	22.9%	2,271	29.0%
Adoption	1,953	26.0%	13	4.1%	1,966	25.1%
Placement with a Relative/Guardian	2,201	29.2%	157	49.8%	2,358	30.1%
Aged Out	769	10.2%	53	16.8%	822	10.5%
Other Permanency Outcomes*	116	1.5%	9	2.9%	125	1.6%
Other**	287	3.8%	11	3.5%	298	3.8%
Total Adjudicated Dependent Cases Terminated	7,525	100.0%	315	100.0%	7,840	100.0%
Cases Pending 12/31/2023	13,507		498		14,005	

(R) - Revised

Data provided by CPCMS

* Other Permanency Outcomes include: adjudicated delinquent, death due to natural causes, emancipation, permanent living arrangement, and parent has come forward.

** Other includes cases where court supervision is terminated due to transfer out of jurisdiction, withdrawal and administrative closure.

Pennsylvania Statewide Common Pleas Caseload Statistics

2023 Population estimate: 12,961,683

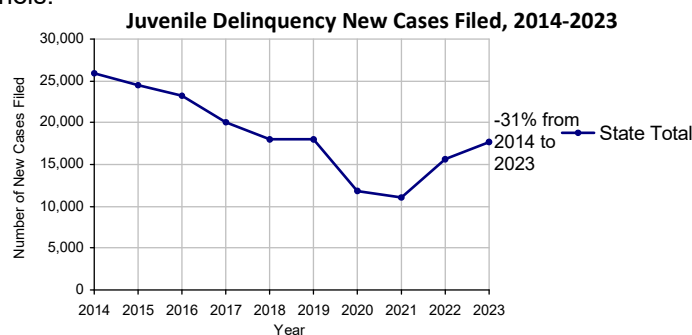
No. of Common Pleas Court Judgeships: 462

2023 Juvenile Delinquency - Cases Pending Disposition

Begin Pending	6,996^(R)
New Cases	17,752
Consent Decree Revoked	413
Informal Adjustment Program Revoked	106
Alternative Program Revoked	0
Warrant Returned	773
Other	1,794
Total Cases Available for Disposition	27,834
Warrant Issued	995
Disposed by:	
Adjudicated Delinquent by a Judge	5,372
Adjudicated Delinquent by a Juvenile Court Hearing Officer	624
Consent Decree Entered	4,125
Informal Adjustment Program Entered*	3,211
Warned and Counseled (Pre-Petition)	752
Dismissed/Withdrawn/Transferred	3,564
Transferred to Criminal Court	50
Other	1,026
Total Cases Disposed*	18,724
End Pending	8,115

Data provided by CPCMS (R) - Revised

*Includes cases disposed pre-petition due to juveniles' participation in Alternative Programs, including Youth Aid Panels.



Pennsylvania Statewide Common Pleas Caseload Statistics

2023 Population: 12,961,683

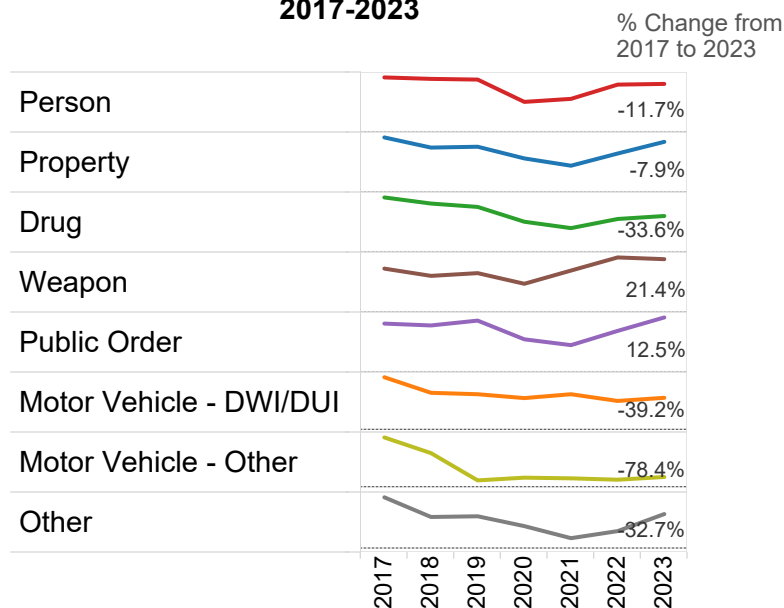
No. of Common Pleas Judgeships: 462

2023 Delinquency - New Cases by Offense Type

Case Type	Felony	Misdemeanor	Summary	Total	
Person	2,232	4,009	3	6,244	35.2%
Property	3,159	2,125	5	5,289	29.8%
Drug	211	2,170	0	2,381	13.4%
Weapon	498	578	0	1,076	6.1%
Public Order	416	1,613	294	2,323	13.1%
Motor Vehicle - DWI..	0	223	0	223	1.3%
Motor Vehicle - Other	3	13	0	16	0.1%
Other	165	27	8	200	1.1%
Total	6,684	10,758	310	17,752	100.0%
	37.7%	60.6%	1.7%	100.0%	

Data provided by CPCMS

Delinquency New Cases by Offense Type, 2017-2023



Pennsylvania Statewide Common Pleas Caseload Statistics

2023 Population estimate: 12,961,683

No. of Common Pleas Court Judgeships: 462

2023 Juvenile Delinquency - Formal Dispositions

Begin Pending	8,736^(R)
Adjudicated Delinquent by a Judge	5,372
Adjudicated Delinquent by a Juvenile Court Hearing Officer	624
Warrant Returned	996
Other	336
Total Adjudicated Delinquent Cases	16,064
Warrant Issued	1,045
Court Supervision Terminated:	
Conditions Satisfied	3,567
Compelling Reasons	738
Reached Age 21	428
Transferred to Another Juvenile Court	26
Other	341
Total Adjudicated Delinquent Cases Terminated	5,100
End Pending	9,919

(R) - Revised

Data provided by CPCMS

Pennsylvania Statewide Common Pleas Caseload Statistics

2023 Population estimate: 12,961,683

No. of Common Pleas Court Judgeships: 462

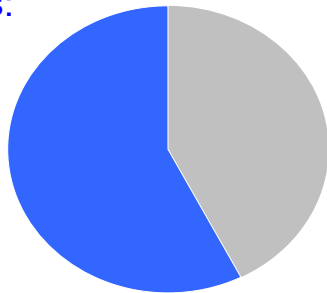
2023 Juvenile Delinquency - Informal Dispositions

Pending Consent Decrees	2,401 ^(R)
Pending Informal Adjustments	1,303 ^(R)
New Consent Decrees	4,125
New Informal Adjustments	2,756
Warrant Returned	55
Other	246
Cases Informally Disposed	10,886
Warrant Issued	115
Terminated by:	
Consent Decree Completed	3,028
Informal Adjustment Completed	2,308
Consent Decree Revoked	413
Informal Adjustment Program Revoked	106
Other	576
Total Informally Disposed Cases Terminated	6,431
End Pending	4,340

(R) - Revised

Data provided by CPCMS

Informal Dispositions: **57%**



Delinquency Cases are disposed either formally, at a proceeding held before a judge or hearing officer, or informally without a proceeding. Informal dispositions include informal adjustments supervised by a juvenile probation officer; consent decrees agreed upon with the District Attorney after a petition is filed; or other pre-petition process by the juvenile probation department.

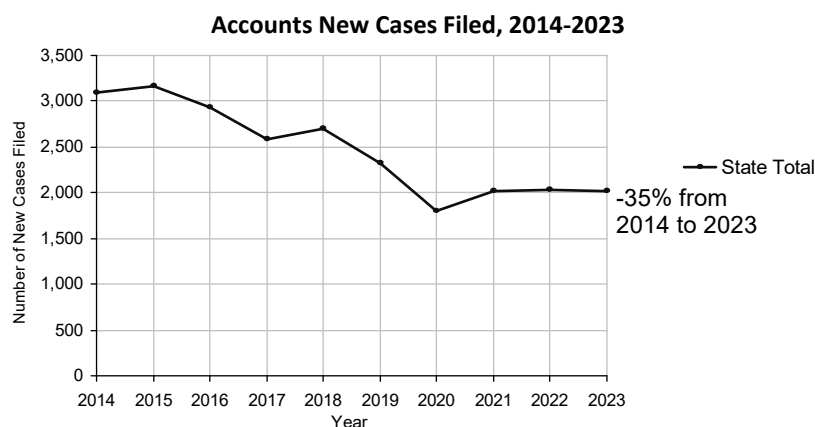
Pennsylvania Statewide Common Pleas Caseload Statistics

2023 Population estimate: 12,961,683

No. of Common Pleas Court Judgeships: 462

2023 Accounts	No. of Cases	
Cases Pending 1/1/2023	1,221 ^(R)	
New Cases Filed in 2023	2,012	
Cases Available for Processing	3,233	
Processed By:		
Contested before a Judge	245	12.1%
Contested before a Non-Judicial Officer	3	0.1%
Uncontested	1,690	83.4%
Other	89	4.4%
Cases Processed	2,027	100.0%
Cases Pending 12/31/2023	1,206	

(R) - Revised



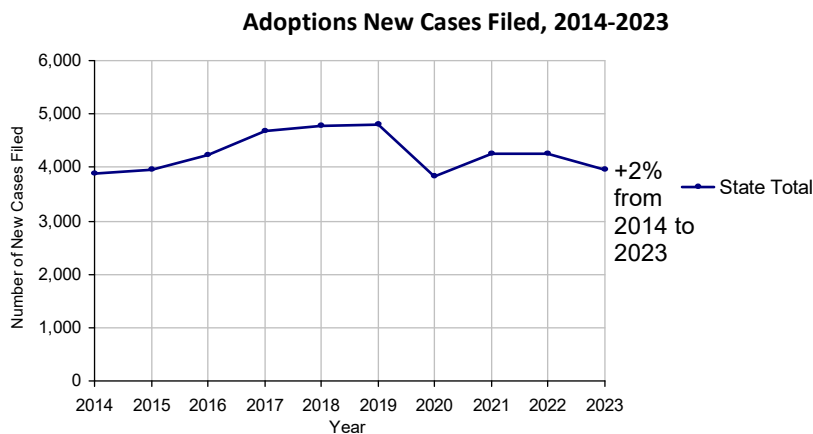
Pennsylvania Statewide Common Pleas Caseload Statistics

2023 Population estimate: 12,961,683

No. of Common Pleas Court Judgeships: 462

2023 Adoptions		No. of Cases	
Cases Pending 1/1/2023		1,274 ^(R)	
New Cases Filed in 2023		3,951	
Cases Available for Processing		5,225	
Processed By:			
Contested before a Judge	Granted	43	1.1%
	Denied	3	0.1%
Uncontested	Granted	3,896	97.0%
	Denied	4	0.1%
Other		70	1.7%
Cases Processed		4,016	100.0%
Cases Pending 12/31/2023		1,209	

(R) - Revised



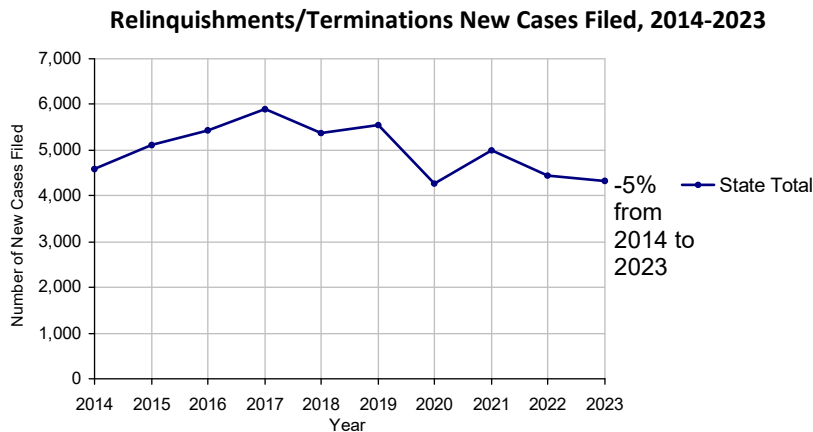
Pennsylvania Statewide Common Pleas Caseload Statistics

2023 Population estimate: 12,961,683

No. of Common Pleas Court Judgeships: 462

2023 Relinquishments/Terminations	No. of Cases	
Cases Pending 1/1/2023	3,158 ^(R)	
New Cases Filed in 2023	4,328	
Cases Available for Processing	7,486	
Processed By:		
Contested before a Judge	1,184	28.4%
Uncontested	2,637	63.3%
Other	342	8.2%
Cases Processed	4,163	100.0%
Cases Pending 12/31/2023	3,323	

(R) - Revised



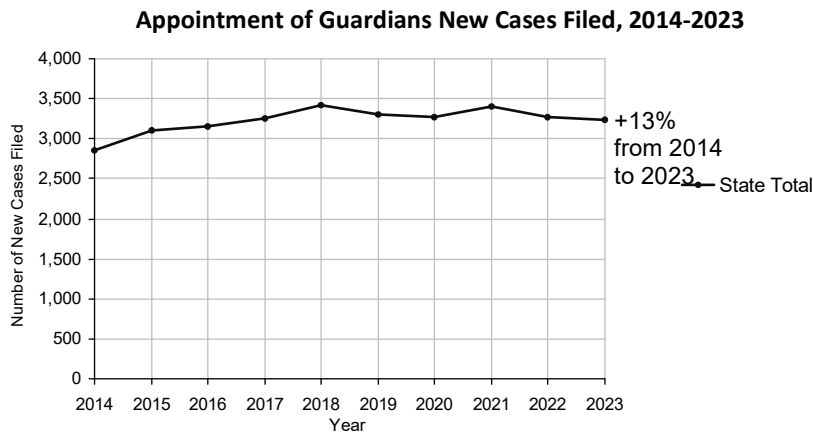
Pennsylvania Statewide Common Pleas Caseload Statistics

2023 Population estimate: 12,961,683

No. of Common Pleas Court Judgeships: 462

2023 Appointment of Guardians		No. of Cases
Cases Pending 1/1/2023		1,182 ^(R)
New Cases Filed in 2023		3,234
Cases Available for Processing		4,416
Processed By:		
Contested before a Judge	686	21.0%
Uncontested	2,176	66.6%
Other	406	12.4%
Cases Processed	3,268	100.0%
Cases Pending 12/31/2023		1,148

(R) - Revised



Pennsylvania Statewide Common Pleas Caseload Statistics

2023 Population estimate: 12,961,683

No. of Common Pleas Court Judgeships: 462

2023 Jury Yield and Utilization

Jury Yield

Qualification Questionnaires/Summonses Mailed:	1,455,993	A		
Returned Undeliverable:	84,294	B	5.8%	Of Qualification Questionnaires/Summonses Mailed
Not Responded to:	397,722	C	27.3%	
the Number of Prospective Jurors:				
Disqualified:	147,232	D	10.1%	
Exempted:	80,052	E	5.5%	
Excused:	115,952	F	8.0%	
Deferred to New Term:	144,034	G	9.9%	
Deferred from Previous Term:	111,464	H	7.7%	
Total Number of Qualified Jurors Available for Service:	598,171	I	41.1%	
$I = A - B - C - D - E - F - G - H$				

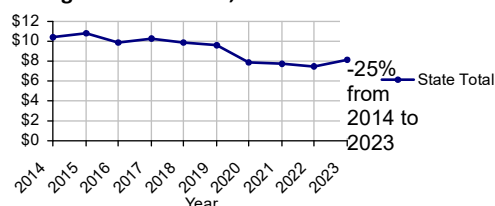
Jury Utilization

the Number of Jurors:				
Reporting for Service:	218,657	36.6%	Of Jurors Qualified and Available	
Told Not to Report for Service:	276,233	46.2%		
Sent to Courtroom for Jury Selection (Voir Dire):	159,089	72.8%	Of Jurors Reporting for Service	
Impaneled or Sworn (jurors/alternates):	35,919	16.4%		
Removed for Cause/Hardship:	30,352			
Removed by Peremptory Challenge:	30,143			
Number of Jury Trials Started:	2,467			
Pool Days:	1,841			
Zero Panel Days	307	16.7%		(Of Pool Days)

Jury Costs

Total Annual Budget for Juror Operations:	\$11,751,701.00	J
Average Cost Per Juror:	\$8.07	K
$K = J/A$		

Average Cost Per Juror, 2014-2023



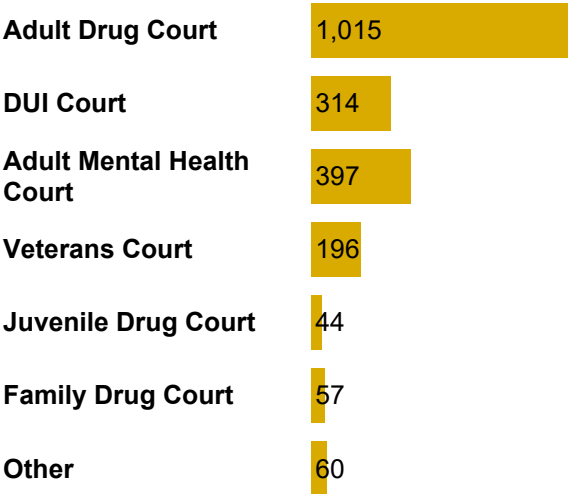
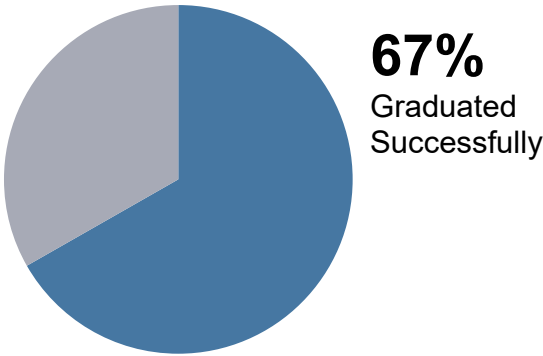
Pennsylvania Statewide Common Pleas Caseload Statistics

2023 Problem Solving Courts

1,883 Discharges

2,083 Admissions

Of All Court Participants Discharged:

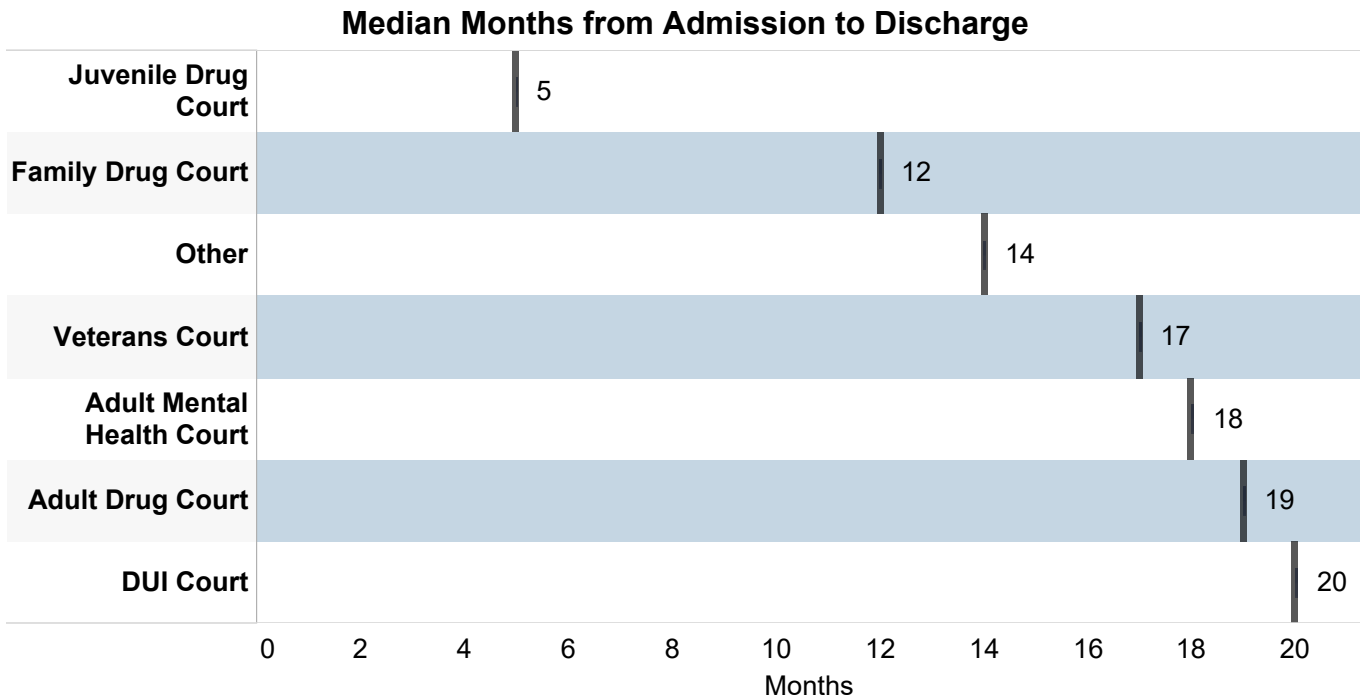


Discharge Reason

	Successfully Completed	Unsuccessful/ New Offense	Unsuccessful /Non-Compliant	Voluntarily Withdrew	Unsuccessful /Absconded	Other	Total Discharges
Adult Drug Court	613 (63.3%)	37 (3.8%)	184 (19.0%)	34 (3.5%)	48 (5.0%)	53 (5.5%)	969 (100.0%)
DUI Court	220 (79.7%)	4 (1.4%)	30 (10.9%)		5 (1.8%)	17 (6.2%)	276 (100.0%)
Adult Mental Health Court	221 (67.4%)	15 (4.6%)	58 (17.7%)	6 (1.8%)	9 (2.7%)	19 (5.8%)	328 (100.0%)
Veterans Court	146 (74.9%)		32 (16.4%)	5 (2.6%)	3 (1.5%)	9 (4.6%)	195 (100.0%)
Juvenile Drug Court	10 (30.3%)	8 (24.2%)	11 (33.3%)		2 (6.1%)	2 (6.1%)	33 (100.0%)
Family Drug Court	20 (64.5%)		3 (9.7%)	3 (9.7%)		5 (16.1%)	31 (100.0%)
Other	27 (52.9%)	4 (7.8%)	8 (15.7%)	4 (7.8%)	6 (11.8%)	2 (3.9%)	51 (100.0%)


Pennsylvania Statewide Common Pleas Caseload Statistics

2023 Problem Solving Courts

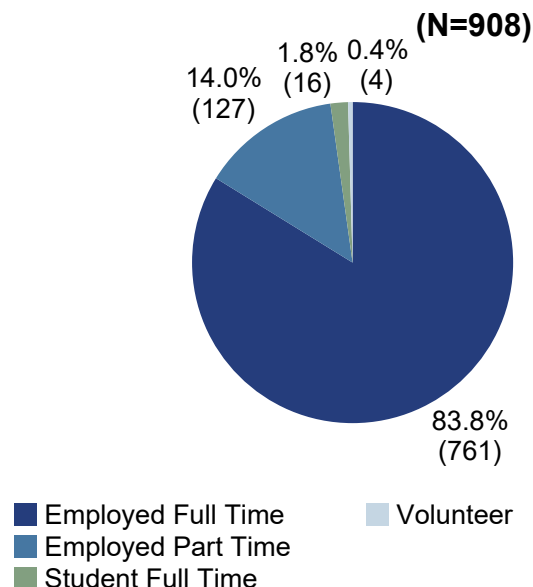


Among successful graduates, there was a 85% increase in employment.

84% of the employed successful graduates were employed full time:



10% (197) of all participants have improved in **education level** at discharge.



DEPARTMENT OF RESEARCH & STATISTICS

KIM NIEVES, PH.D.

DIRECTOR

ANDREW GINDER, MPA

ASSISTANT DIRECTOR

YAN LIU, M.S.

SENIOR STATISTICAL ANALYST

SASANKA ADIKARI, PH.D

DATA SCIENTIST

AMANDA PEREIRA

RESEARCH ASSISTANT