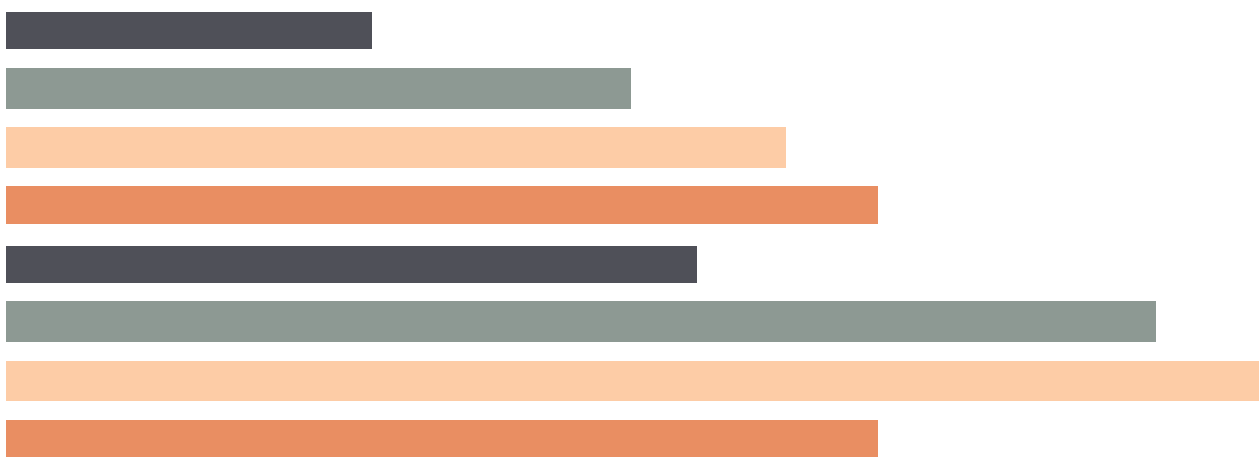
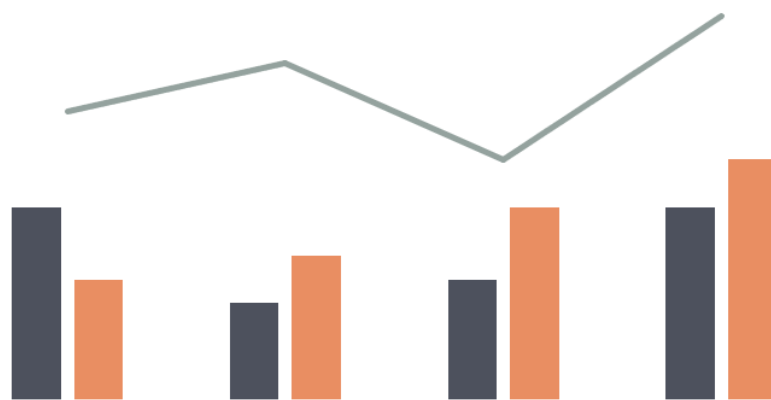
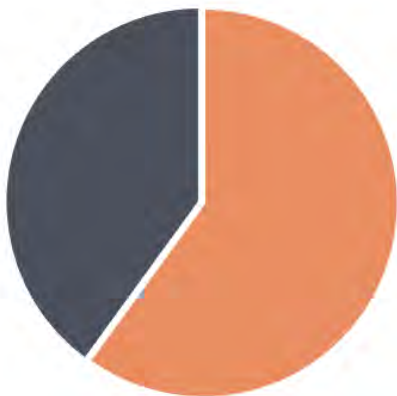


2023 Wyoming County


Court of Common Pleas
Caseload Statistics for



We are pleased to provide you with a copy of the 2023 County Caseload Display pages. They can also be viewed on the AOPC webpage at www.pacourts.us in the *News & Statistics* section under *Research & Statistics*.

Should you have any questions or comments, please do not hesitate to contact me at 717.231.3300 .

Sincerely,

A handwritten signature in black ink, appearing to read 'Sasanka', written over a horizontal line.

Sasanka Adikari, Ph.D.
Data Scientist
Department of Research and Statistics

Table of Contents

CPCMS Criminal	Page 1
CPCMS Criminal - New Cases by Case Type.....	Page 2
Civil.....	Page 3
Civil - Docketed Cases Listed by Case Type.....	Page 4
Protection From Abuse	Page 5
Spousal & Child Support and Paternity	Page 6
Custody/Partial Custody/Visitation.....	Page 7
Divorce	Page 8
Juvenile Dependency - Active Dependent Inventory	Page 9
Juvenile Dependency - Adjudicated Dependent Inventory	Page 10
Juvenile Delinquency - Cases Pending Disposition.....	Page 11
Juvenile Delinquency - New Cases by Case Type	Page 12
Juvenile Delinquency - Formal Dispositions	Page 13
Juvenile Delinquency - Informal Dispositions	Page 14
Accounts.....	Page 15
Adoptions.....	Page 16
Relinquishments/Terminations	Page 17
Appointment of Guardians	Page 18
Jury Yield and Utilization	Page 19
Problem Solving Courts.....	Pages 20-21

Wyoming County

2023 Population estimate: 25,902

Class of County: 7th

No. of Common Pleas Court Judgeships: 1
(Wyoming and Sullivan combined)



2023 Criminal No. of Cases

Cases Pending 1/1/2023	193
New Cases Filed in 2023	249
Reopened Cases	33
Cases Available for Processing	475

Processed by:

Withdrawn/Dismissed	34	8.7%
Diversionsary Disposition*	55	14.1%
Guilty Plea	279	71.7%
Non-Jury Trial	2	0.5%
Jury Trial	4	1.0%
Inactive	11	2.8%
Other	4	1.0%
Total Cases Processed	389	100.0%

Cases Pending 12/31/2023 **86**

Cases Awaiting Sentencing 12

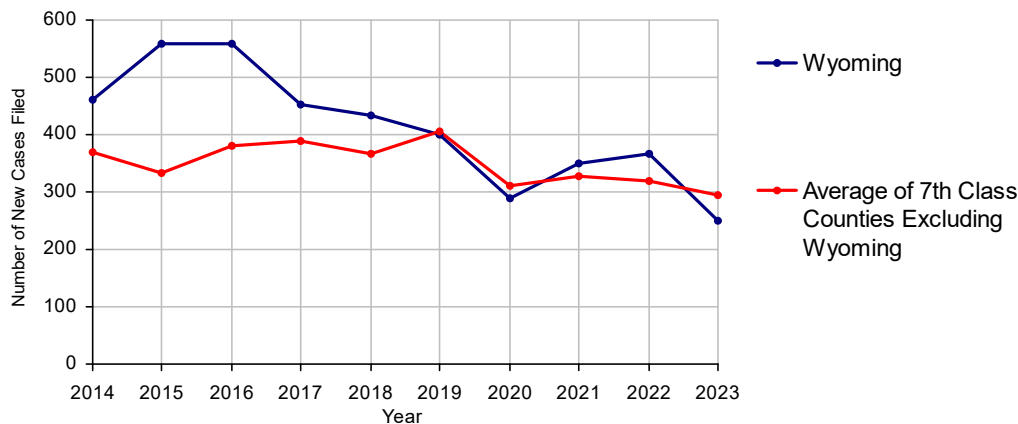
Data provided by CPCMS

* Includes other diversionsary programs such as Veterans Court.

Age of Pending Cases as of 12/31/2023

0-60 Days	44	51.2%
61-120 Days	12	14.0%
121-180 Days	12	14.0%
181-240 Days	4	4.7%
241-300 Days	3	3.5%
301-360 Days	2	2.3%
Over 360 Days	9	10.5%
Total	86	100.0%

Criminal New Cases, 2014-2023



Wyoming County

2023 Population: 25,902
Class of County: 7th
No. of Common Pleas Judgeships: 1
(Wyoming and Sullivan combined)

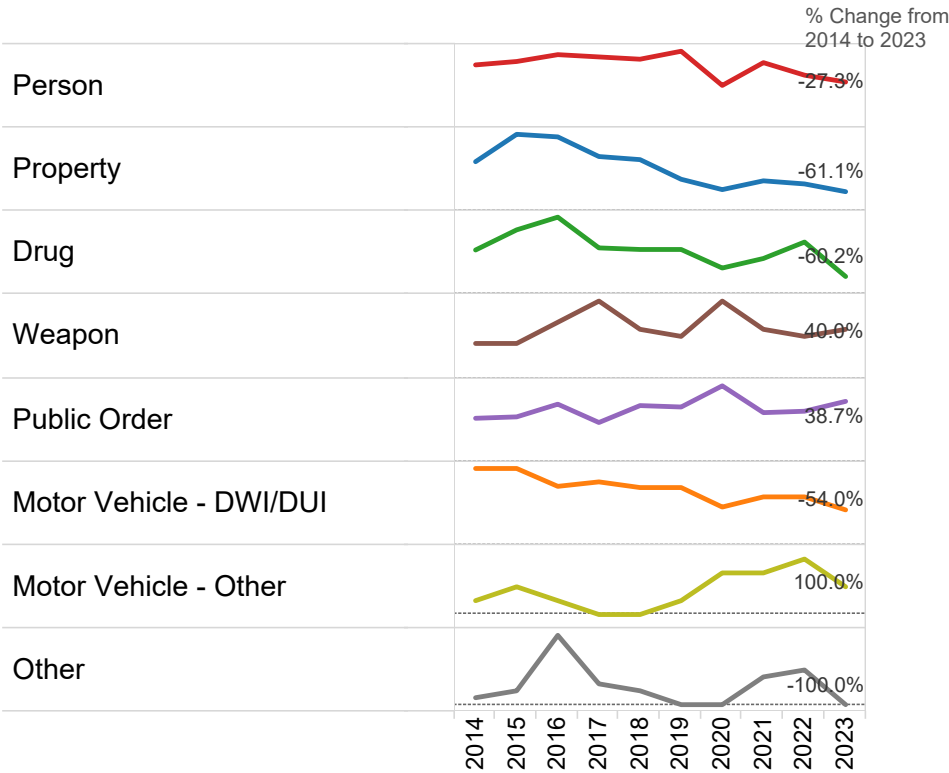


2023 Criminal - New Cases by Offense Type

Case Type	Felony	Misdemeanor	Summary	Total	
Person	14	26	0	40	16.1%
Property	14	23	0	37	14.9%
Drug	6	27	0	33	13.3%
Weapon	3	4	0	7	2.8%
Public Order	15	28	0	43	17.3%
Motor Vehicle - DWI/DUI	4	83	0	87	34.9%
Motor Vehicle - Other	0	2	0	2	0.8%
Other	0	0	0	0	0.0%
Total	56	193	0	249	100.0%
	22.5%	77.5%	0.0%	100.0%	

Data provided by CPCMS

Criminal New Cases by Offense Type, 2014-2023



Wyoming County

2023 Population estimate: 25,902

Class of County: 7th

No. of Common Pleas Court Judgeships: 1

(Wyoming and Sullivan combined)

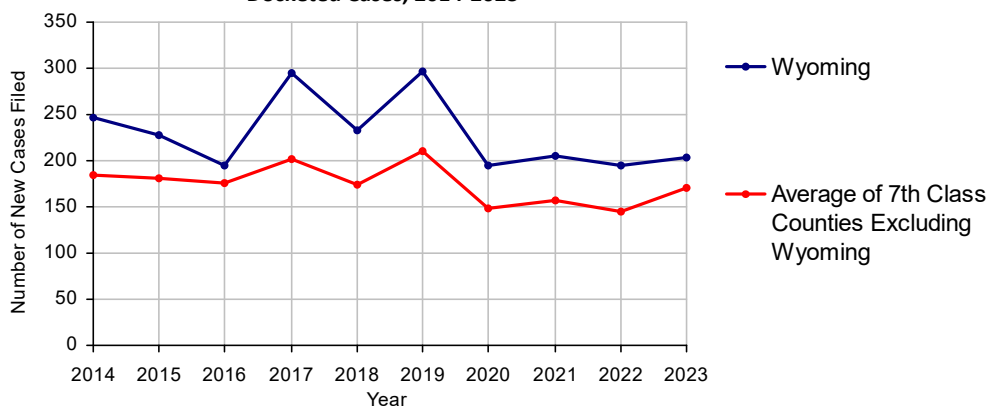


2023 Civil	Civil Action	Other	Total
Cases Pending 1/1/2023	154	311	465
Docketed Cases	98	106	204
Arbitration Appeals	0	0	0
Transferred In	0	0	0
Returned to Active	0	0	0
Cases Available for Processing	252	417	669
Processed By:			
Default Judgments	44	33	77
Cases Decided by Arbitration Board	8	1	9
Dispositive Motions	0	0	0
Settlements	3	9	12
Moved to Inactive Status	0	2	2
Transferred/Withdrawn	1	1	2
Dismissed/Discontinued	43	26	69
Administrative Purge	13	6	19
Other	6	169	175
Jury Trial	1	0	1
Non-Jury Trial	0	0	0
Total Cases Processed	119	247	366
Cases Pending 12/31/2023	133	170	303

Age of Pending Cases as of 12/31/2023 (Civil Action Only)

0-6 months	32	24.1%
7-12 months	21	15.8%
13-18 months	8	6.0%
19-24 months	20	15.0%
25-30 months	18	13.5%
31-36 months	7	5.3%
37-42 months	9	6.8%
43-48 months	13	9.8%
49-54 months	2	1.5%
55-60 months	0	
61-66 months	0	
67-72 months	1	0.8%
Over 72 months	2	1.5%
Total	133	100.0%

Docketed Cases, 2014-2023



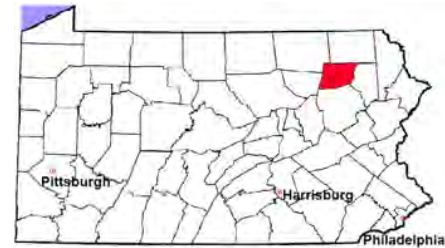
Wyoming County

2023 Population estimate: 25,902

Class of County: 7th

No. of Common Pleas Court Judgeships: 1

(Wyoming and Sullivan combined)



2023 Civil - Docketed Cases Listed by Case Type

TORT 17 8.3%

(does not include mass tort)

Intentional	0
Malicious Prosecution	0
Motor Vehicle	9
Nuisance	1
Premise Liability	1
Product Liability	0
Slander/Libel/Defamation	0
Other	6

MASS TORT 0

Asbestos	0
Tobacco	0
Toxic Tort - DES	0
Toxic Tort - Implant	0
Toxic Waste	0
Other	0

PROFESSIONAL LIABILITY 0

Dental	0
Legal	0
Medical Malpractice	0
Other	0

CONTRACT 81 39.7%

(does not include judgments)

Buyer Plaintiff	2
Debt Collection: Credit Card	48
Debt Collection: Other	25
Employment Dispute: Discrimination	0
Employment Dispute: Other	0
Other	6

Of the Docketed Cases:

Pro Se Filings: 4 2.0% Class Action Suits: 0 MDJ Appeals: 5 2.5%

*Civil Other

REAL PROPERTY 59 28.9%

Ejectment*	3
Eminent Domain/Condemnation*	1
Ground Rent	0
Landlord/Tenant Dispute	0
Mortgage Foreclosure:	
Residential*	47
Commercial*	1
Partition of Real Property*	3
Quiet Title*	4
Other*	0

CIVIL APPEALS 23 11.3%

- Administrative Agencies

Board of Assessment*	0
Board of Elections*	0
Dept. of Transportation*	9
Zoning Board*	1
Statutory Appeal - Other*	0
Other*	13

MISCELLANEOUS 24 11.8%

Common Law/	
Statutory Arbitration*	0
Declaratory Judgment*	1
Mandamus*	0
Non-Domestic Relations	
Restraining Order*	0
Quo Warranto*	0
Replevin*	7
Other*	16

TOTAL DOCKETED CASES: 204 100.0%

Wyoming County

2023 Population estimate: 25,902

Class of County: 7th

No. of Common Pleas Court Judgeships: 1
(Wyoming and Sullivan combined)



2023 Protection From Abuse

No. of
Petitions

Cases Pending 1/1/2023

1

New Cases Filed in 2023

73

Of these, Petitions Requesting Temporary Orders: 73 (100.0%)

Temporary Orders DENIED: 30 (41.1%), Temporary Orders GRANTED: 43 (58.9%)

Cases Available for Processing

74

Processed By:

Temporary Order DENIED After Ex Parte Hearing and No Evidentiary Hearing Scheduled	30	42.3%
Temporary Order DISMISSED After Evidentiary Hearing and No Final Order Entered	4	5.6%
Final Order DENIED After Evidentiary Hearing Before a Judge or a Judicial Officer	3	4.2%
Final Order GRANTED After Evidentiary Hearing Before a Judge or a Judicial Officer	19	26.8%
Plaintiff Did Not Appear For Evidentiary Hearing	1	1.4%
Final Order by STIPULATION OR AGREEMENT Between the Parties	8	11.3%
Petition WITHDRAWN by Plaintiff	5	7.0%
TRANSFERRED to Another Jurisdiction	0	
Other	1	1.4%

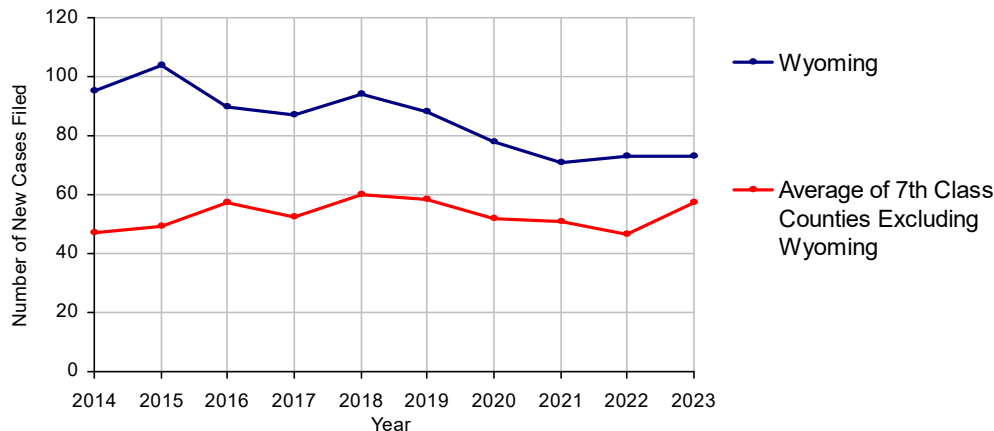
Cases Processed

71 100.0%

Cases Pending 12/31/2023

3

PFA New Cases Filed, 2014-2023



Wyoming County

2023 Population estimate: 25,902

Class of County: 7th

No. of Common Pleas Court Judgeships: 1
(Wyoming and Sullivan combined)



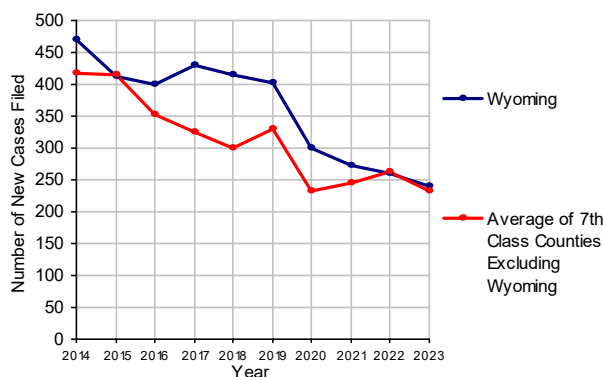
2023 Spousal & Child Support	No. of Petitions	
Cases Pending 1/1/2023	48	
New Cases Filed in 2023	241	
Dockets Transferred In (+)	7	
Dockets Transferred Out (-)	6	
Cases Available for Processing	290	
Processed By:		
Judge	14	5.7%
Intake Officer	231	94.3%
Hearing Officer	0	
Other	0	
Cases Processed	245	100.0%
Cases Pending 12/31/2023	45	

Data provided by PACSES

2023 Paternity	No. of Cases	
Acknowledgements Filed:		
Non-Domestic Relations Section	15	75.0%
During Conference	2	10.0%
Non-Stipulated (post genetic test)	3	15.0%
Pre-Trial Conference	0	
Total	20	100.0%
Established:		
Stipulated by Genetic Tests	0	
Default - Father Failed to Appear	0	
Adjudication by Court Proceeding	0	
Out of State	3	100.0%
Total	3	100.0%
Cases Pending 12/31/2023	4	

Data provided by PACSES

Spousal & Child Support New Cases, 2014-2023



DEFINITIONS:

ACKNOWLEDGEMENTS FILED:

NON-DOMESTIC RELATIONS SECTION: The voluntary Acknowledgement of Paternity by the alleged father.

DURING CONFERENCE: The alleged father signed the Acknowledgement of Paternity-Waiver of Trial (PE-010) at the initial child support conference.

NON-STIPULATED (POST GENETIC TEST): The alleged father signed the Acknowledgement of Paternity-Waiver of Trial after genetic tests were conducted and resulted in the alleged father being determined to be the biological father.

PRE-TRIAL CONFERENCE: The alleged father signed the Acknowledgement of Paternity-Waiver of Trial at the pre-trial conference.

ESTABLISHED:

STIPULATED BY GENETIC TESTS: The alleged father requested genetic tests and signed a stipulation that if the test results had a 99% or higher probability of paternity then the alleged father would be stipulated as the biological father of the child.

DEFAULT - FATHER FAILED TO APPEAR: The alleged father failed to appear after being served for either a support conference, hearing, or genetic test and a default paternity order was entered by the court.

ADJUDICATION BY COURT PROCEEDING: The alleged father was determined to be the biological father of the child through a court proceeding.

OUT OF STATE: Paternity was established in another state, "Out of state only".

Wyoming County

2023 Population Estimate: 25,902

Class of County: 7th

No. of Common Pleas Court Judgeships: 1
(Wyoming and Sullivan combined)



2023 Custody/Partial Custody/Visitation

No. of
Petitions

Cases Pending 1/1/2023

20

New Cases Filed in 2023

59

Cases Available for Processing

79

Processed By:

Judge

35

56.5%

Non-Judicial Officer

0

Administrative Review/Purge

14

22.6%

Other

13

21.0%

Cases Processed

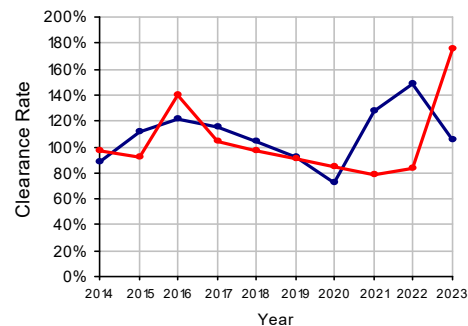
62

100.0%

Cases Pending 12/31/2023

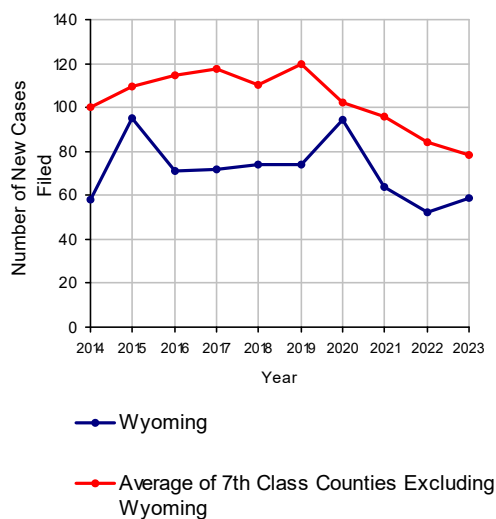
17

Clearance Rate, 2014-2023

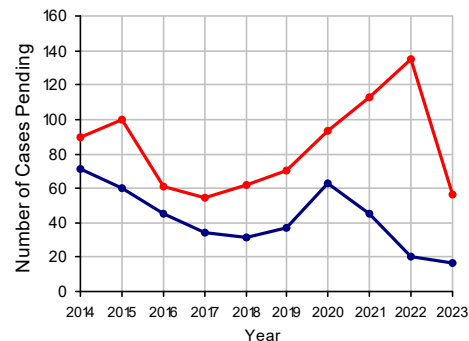


Note: Clearance Rate = Cases Processed / New Cases Filed

Custody/Partial Custody/Visitation New Cases Filed, 2014-2023



Cases Pending at the End of Year, 2014-2023



Wyoming County

2023 Population estimate: 25,902

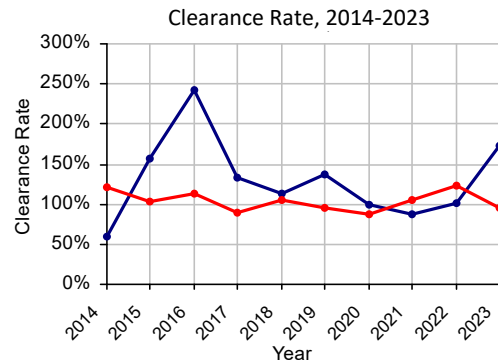
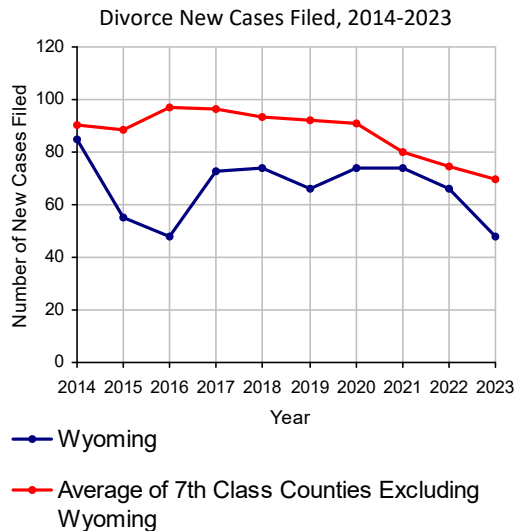
Class of County: 7th

No. of Common Pleas Court Judgeships: 1
(Wyoming and Sullivan combined)

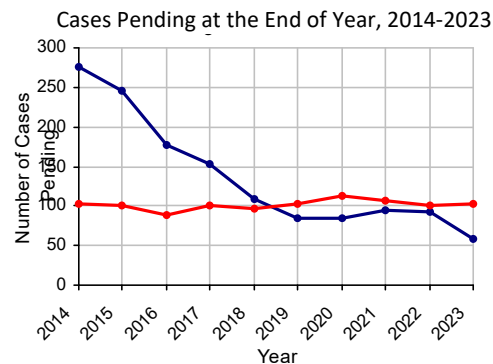


2023 Divorce

	No. of Petitions	
Cases Pending 1/1/2023	93	
New Cases Filed in 2023	48	
Cases Available for Processing	141	
Processed By:		
Contested Before a Judge	0	
Contested Before a Non-Judicial Officer	0	
Uncontested	46	55.4%
Administrative Review/Purge	37	44.6%
Other	0	
Cases Processed	83	100.0%
Cases Pending 12/31/2023	58	



Note: Clearance Rate = Cases Processed / New Cases Filed



Wyoming County

2023 Population estimate: 25,902

Class of County: 7th

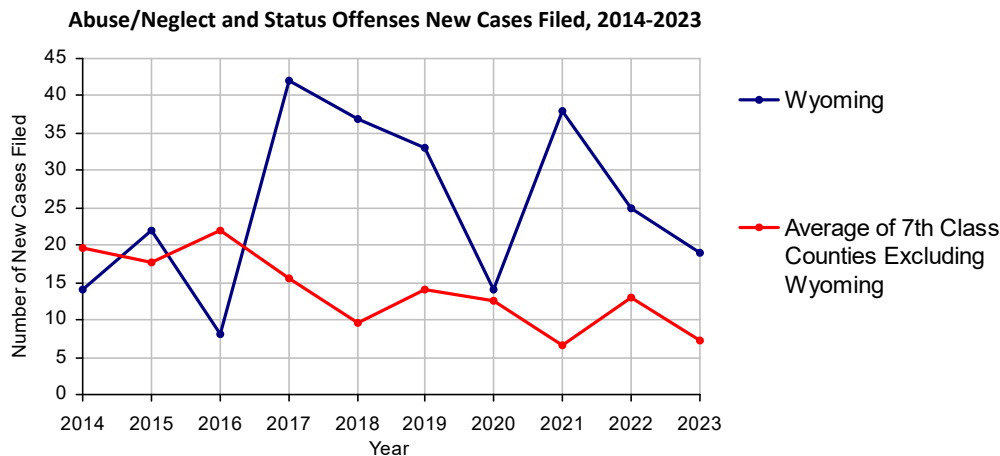
No. of Common Pleas Court Judgeships: 1
(Wyoming and Sullivan combined)



2023 Juvenile Dependency - Petitions Pending Adjudication

	Abuse/ Neglect	Status Offenses	Total
Cases Pending 1/1/2023	1	0	1
New Petitions Filed in 2023	19	0	19
Other	6	0	6
Total Petitions Available for Processing	26	0	26
Processed by:			
Adjudicated Dependent			
Judge	19	0	19
Juvenile Court Hearing Officer	0	0	0
Adjudicated NOT Dependent			
Judge	4	0	4
Juvenile Court Hearing Officer	0	0	0
Withdrawn/Dismissed/Inactive	1	0	1
Other	0	0	0
Total Petitions Processed	24	0	24
Cases Pending 12/31/2023	2	0	2

Data provided by CPCMS



Wyoming County

2023 Population estimate: 25,902

Class of County: 7th

No. of Common Pleas Court Judgeships: 1
(Wyoming and Sullivan combined)



2023 Juvenile Dependency - Adjudicated Dependent Inventory

	Abuse/ Neglect	Status Offenses	Total
Cases Pending 1/1/2023	33	1	34
New Adjudicated Dependent Cases	19	0	19
Other	0	0	0
Total Adjudicated Dependent Cases	52	1	53

Court Supervision Terminated:

Family Reunification	8	40.0%	1	100.0%	9	42.9%
Adoption	3	15.0%	0		3	14.3%
Placement with a Relative/Guardian	7	35.0%	0		7	33.3%
Aged Out	2	10.0%	0		2	9.5%
Other Permanency Outcomes*	0		0		0	
Other**	0		0		0	
Total Adjudicated Dependent Cases Terminated	20	100.0%	1	100.0%	21	100.0%
Cases Pending 12/31/2023	32		0		32	

Data provided by CPCMS

* Other Permanency Outcomes include: adjudicated delinquent, death due to natural causes, emancipation, permanent living arrangement, and parent has come forward.

** Other includes cases where court supervision is terminated due to transfer out of jurisdiction, withdrawal and administrative closure.

Wyoming County

2023 Population estimate: 25,902

Class of County: 7th

No. of Common Pleas Court Judgeships: 1

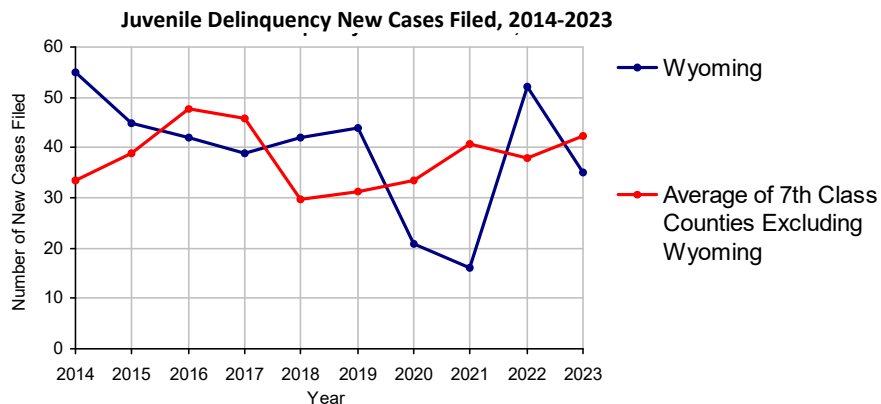
(Wyoming and Sullivan combined)



2023 Juvenile Delinquency - Cases Pending Disposition

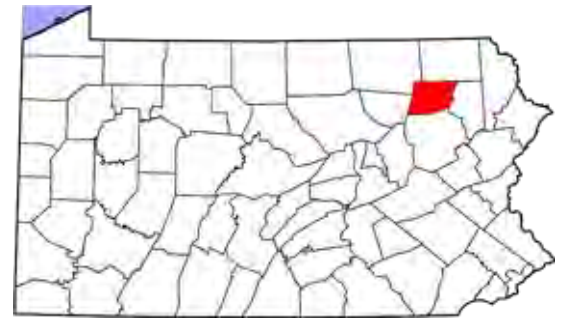
Begin Pending	11
New Cases	35
Consent Decree Revoked	1
Informal Adjustment Program Revoked	0
Alternative Program Revoked	0
Warrant Returned	0
Other	3
Total Cases Available for Disposition	50
Warrant Issued	1
Disposed by:	
Adjudicated Delinquent by a Judge	22
Adjudicated Delinquent by a Juvenile Court Hearing Officer	0
Consent Decree Entered	5
Informal Adjustment Program Entered	0
Warned and Counseled (Pre-Petition)	0
Dismissed/Withdrawn/Transferred	13
Transferred to Criminal Court	0
Other	1
Total Cases Disposed	41
End Pending	8

Data provided by CPCMS



Wyoming County

2023 Population: 25,902
 Class of County: 7th
 No. of Common Pleas Judgeships: 1
 (Wyoming and Sullivan combined)

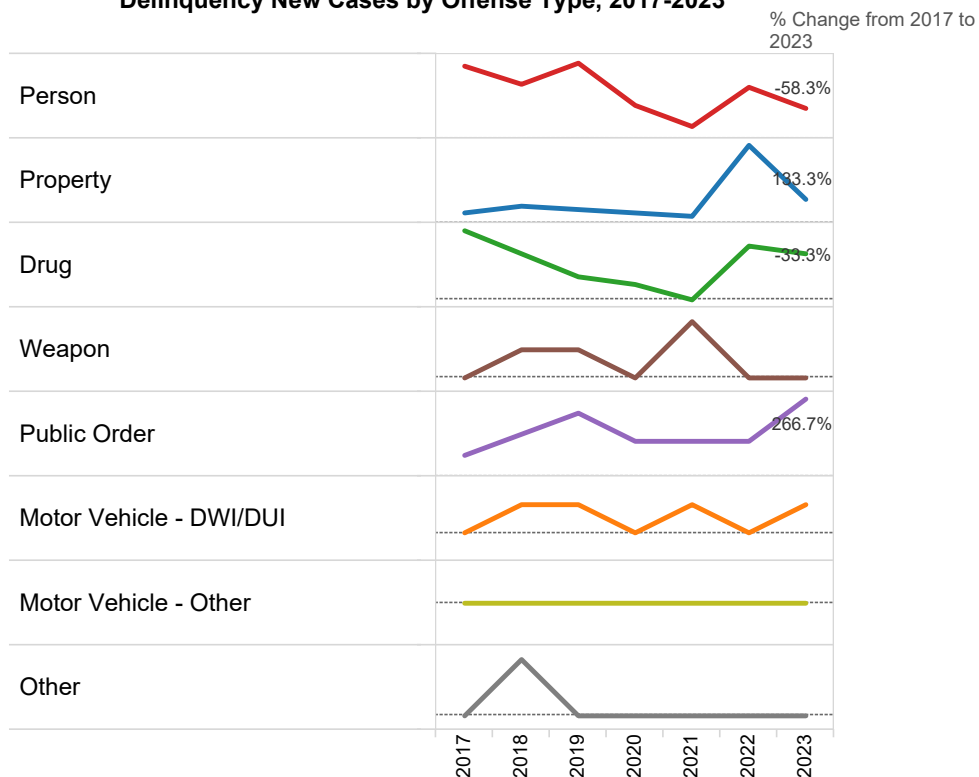


2023 Delinquency - New Cases by Offense Type

Case Type	Felony	Misdemeanor	Summary	Total	
Person	1	9	0	10	28.6%
Property	5	2	0	7	20.0%
Drug	0	6	0	6	17.1%
Weapon	0	0	0	0	0.0%
Public Order	1	2	8	11	31.4%
Motor Vehicle - DWI/DUI	0	1	0	1	2.9%
Motor Vehicle - Other	0	0	0	0	0.0%
Other	0	0	0	0	0.0%
Total	7	20	8	35	100.0%
	20.0%	57.1%	22.9%	100.0%	

Data provided by CPCMS

Delinquency New Cases by Offense Type, 2017-2023



Wyoming County

2023 Population estimate: 25,902

Class of County: 7th

No. of Common Pleas Court Judgeships: 1
(Wyoming and Sullivan combined)



2023 Juvenile Delinquency - Formal Dispositions

Begin Pending	42
Adjudicated Delinquent by a Judge	22
Adjudicated Delinquent by a Juvenile Court Hearing Officer	0
Warrant Returned	0
Other	3
Total Adjudicated Delinquent Cases	67
Warrant Issued	0
Court Supervision Terminated:	
Conditions Satisfied	25
Compelling Reasons	8
Reached Age 21	0
Transferred to Another Juvenile Court	0
Other	0
Total Adjudicated Delinquent Cases Terminated	33
End Pending	34

(R) - Revised

Data provided by CPCMS

Wyoming County

2023 Population estimate: 25,902

Class of County: 7th

No. of Common Pleas Court Judgeships: 1
(Wyoming and Sullivan combined)



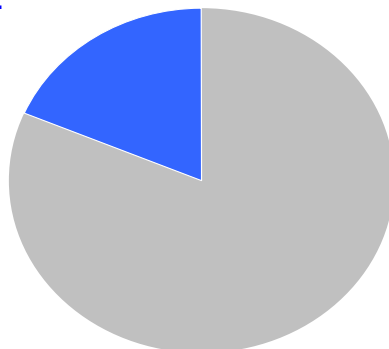
2023 Juvenile Delinquency - Informal Dispositions

Pending Consent Decrees	2
Pending Informal Adjustments	0
New Consent Decrees	5
New Informal Adjustments	0
Warrant Returned	0
Other	1
Cases Informally Disposed	8
Warrant Issued	0
Terminated by:	
Consent Decree Completed	6
Informal Adjustment Completed	0
Consent Decree Revoked	1
Informal Adjustment Program Revoked	0
Other	0
Total Informally Disposed Cases Terminated	7
End Pending	1

(R) - Revised

Data provided by CPCMS

Informal Dispositions: **19%**



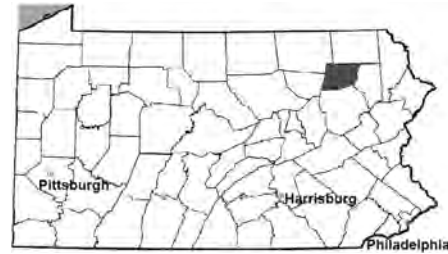
Delinquency Cases are disposed either formally, at a proceeding held before a judge or hearing officer, or informally without a proceeding. Informal dispositions include informal adjustments supervised by a juvenile probation officer; consent decrees agreed upon with the District Attorney after a petition is filed; or other pre-petition process by the juvenile probation department.

Wyoming County

2023 Population estimate: 25,902

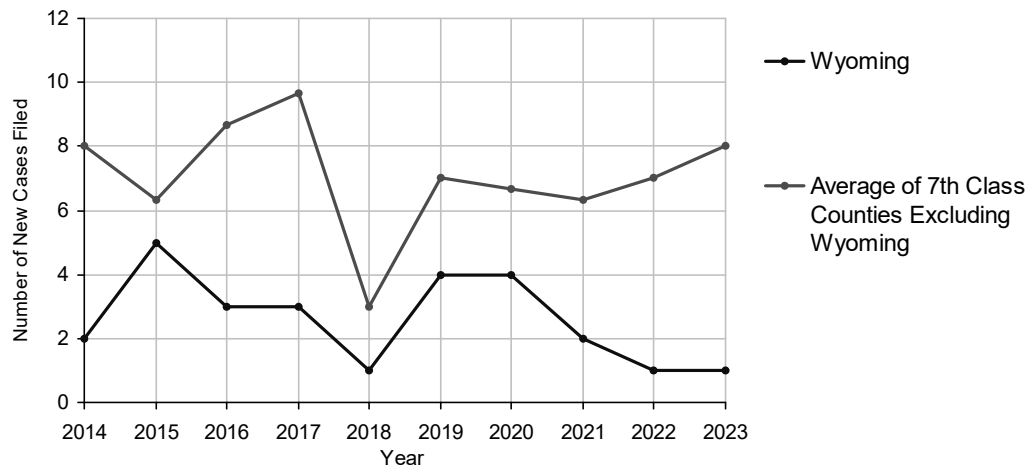
Class of County: 7th

No. of Common Pleas Court Judgeships: 1
(Wyoming and Sullivan combined)



2023 Accounts	No. of Cases	
Cases Pending 1/1/2023	1	
New Cases Filed in 2023	1	
Cases Available for Processing	2	
Processed By:		
Contested before a Judge	0	
Contested before a Non-Judicial Officer	0	
Uncontested	2	100.0%
Other	0	
Cases Processed	2	100.0%
Cases Pending 12/31/2023	0	

Accounts New Cases Filed, 2014-2023

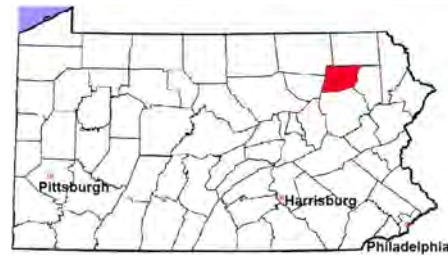


Wyoming County

2023 Population estimate: 25,902

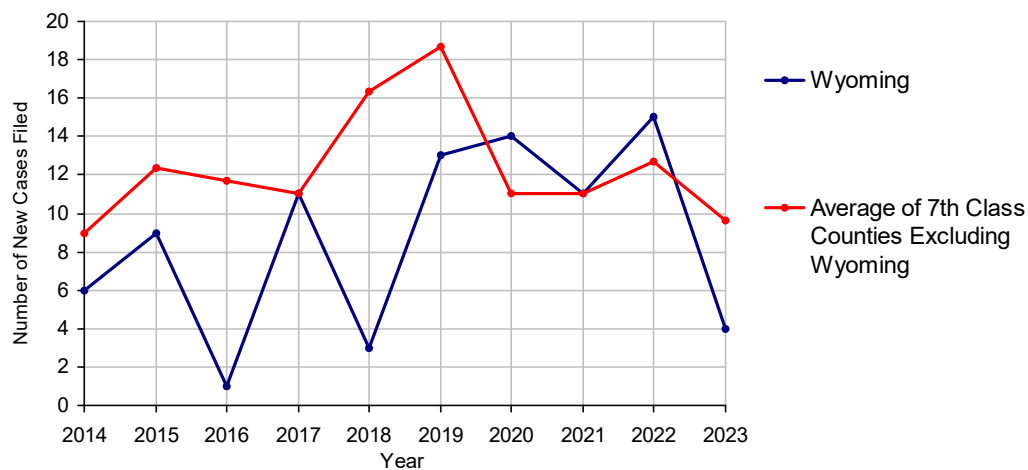
Class of County: 7th

No. of Common Pleas Court Judgeships: 1
(Wyoming and Sullivan combined)



2023 Adoptions		No. of Cases	
Cases Pending 1/1/2023		4	
New Cases Filed in 2023		4	
Cases Available for Processing		8	
Processed By:			
Contested before a Judge	Granted	0	
	Denied	0	
Uncontested	Granted	8	100.0%
	Denied	0	
Other		0	
Cases Processed		8	100.0%
Cases Pending 12/31/2023		0	

Adoptions New Cases Filed, 2014-2023

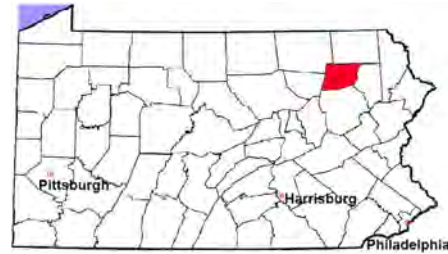


Wyoming County

2023 Population estimate: 25,902

Class of County: 7th

No. of Common Pleas Court Judgeships: 1
(Wyoming and Sullivan combined)



2023 Relinquishments/Terminations

**No. of
Cases**

Cases Pending 1/1/2023

1

New Cases Filed in 2023

9

Cases Available for Processing

10

Processed By:

Contested before a Judge

0

Uncontested

6

100.0%

Other

0

Cases Processed

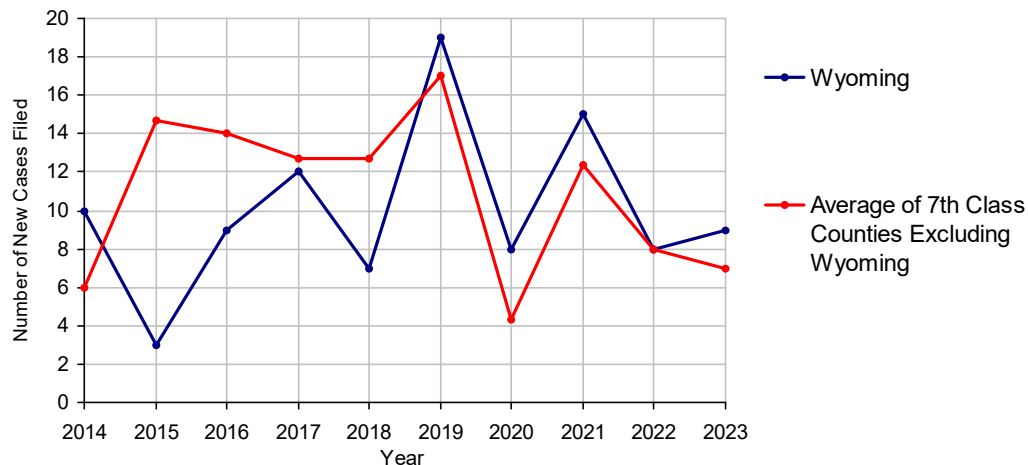
6

100.0%

Cases Pending 12/31/2023

4

Relinquishments/Terminations New Cases Filed, 2014-2023

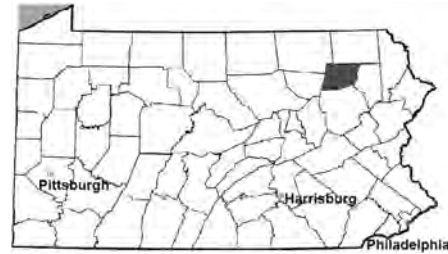


Wyoming County

2023 Population estimate: 25,902

Class of County: 7th

No. of Common Pleas Court Judgeships: 1
(Wyoming and Sullivan combined)



2023 Appointment of Guardians

**No. of
Cases**

Cases Pending 1/1/2023

1

New Cases Filed in 2023

3

Cases Available for Processing

4

Processed By:

Contested before a Judge

0

Uncontested

3

100.0%

Other

0

Cases Processed

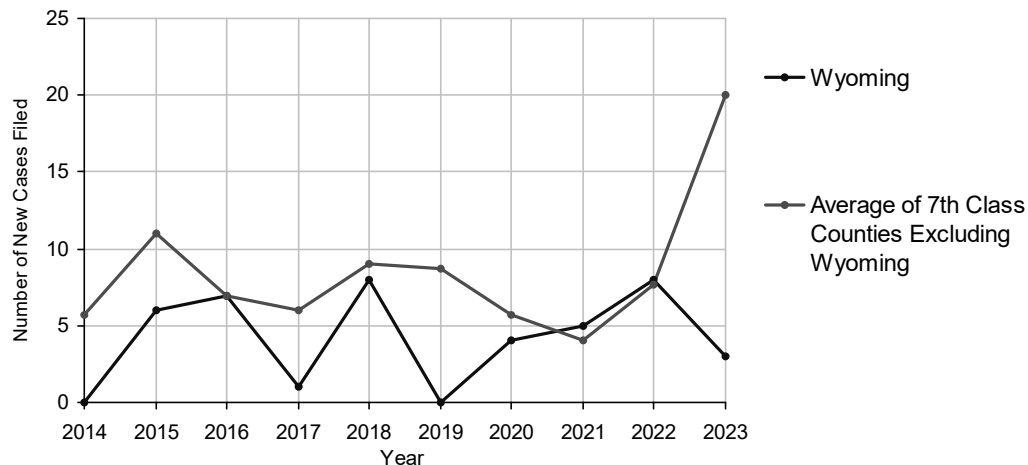
3

100.0%

Cases Pending 12/31/2023

1

Appointment of Guardians New Cases Filed, 2014-2023



Wyoming County

2023 Population estimate: 25,902

Class of County: 7th

No. of Common Pleas Court Judgeships: 1
(Wyoming and Sullivan combined)



2023 Jury Yield and Utilization

Jury Yield

Qualification Questionnaires/Summonses Mailed:	901	A			
Returned Undeliverable:	81	B	9.0%		
Not Responded to:	112	C	12.4%		
the Number of Prospective Jurors:					
Disqualified:	70	D	7.8%		
Exempted:	0	E			
Excused:	93	F	10.3%		
Deferred to New Term:	3	G	0.3%		
Deferred from Previous Term:	0	H			
Total Number of Qualified Jurors Available for Service:	542	I	60.2%		

$I = A - B - C - D - E - F - G + H$

Of Qualification Questionnaires/Summonses Mailed

Jury Utilization

the Number of Jurors:					
Reporting for Service:	228		42.1%		
Told Not to Report for Service:	246		45.4%		
Sent to Courtroom for Jury Selection (Voir Dire):	95		41.7%		
Impaneled or Sworn (jurors/alternates):	56		24.6%		
Removed for Cause/Hardship:	7				
Removed by Peremptory Challenge:	5				
Number of Jury Trials Started:	4				
Pool Days:	4				
Zero Panel Days:	2		50.0%		(Of Pool Days)

Of Jurors Qualified and Available

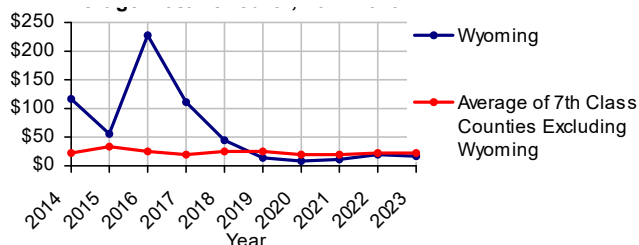
Of Jurors Reporting for Service

Jury Costs

Total Annual Budget for Juror Operations:	\$15,749.00	J
Average Cost Per Juror:	\$17.48	K

$K = J/A$

Average Cost Per Juror, 2014-2023



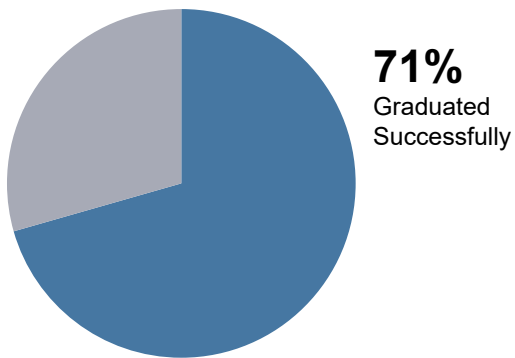
Wyoming/Sullivan Counties

2023 Problem Solving Courts

17 Discharges

8 Admissions

Of All Court Participants Discharged:



Adult Drug Court

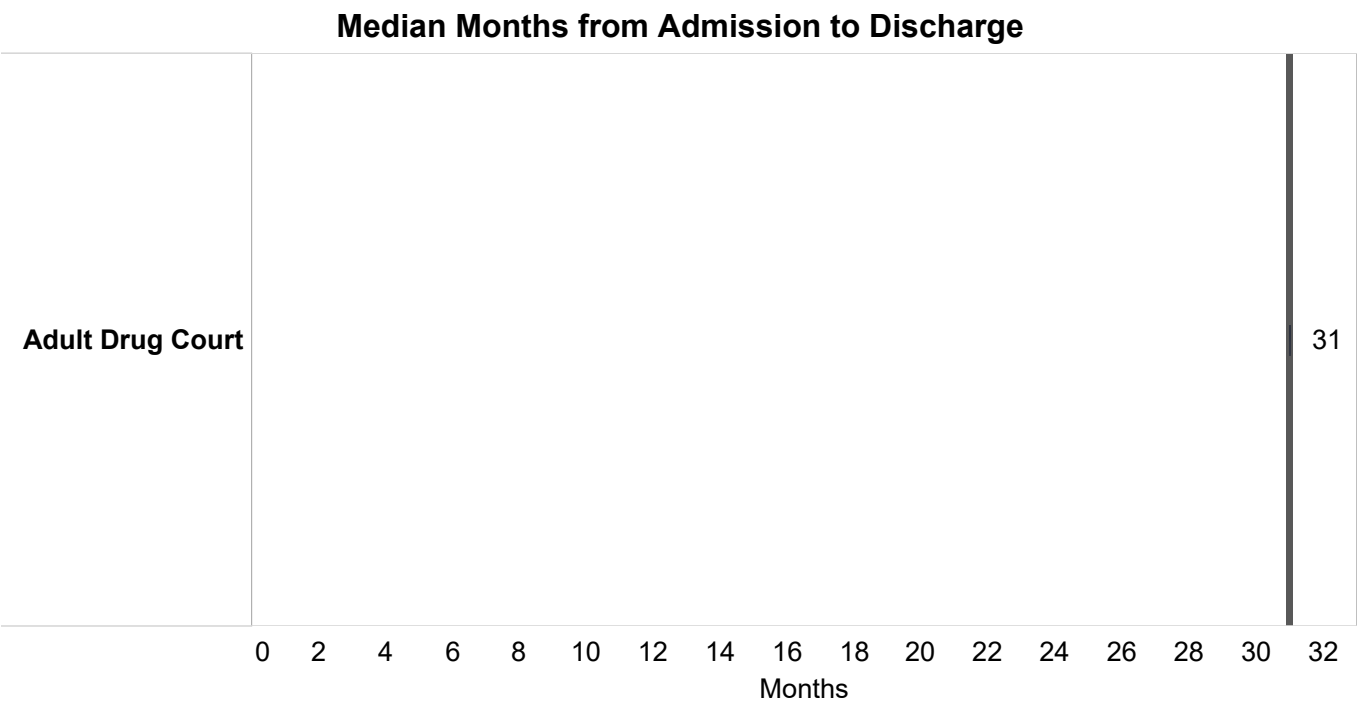
8

Discharge Reason

	Successfully Completed	Unsuccessful/New Offense	Unsuccessful /Non-Compliant	Other	Total Discharges
Adult Drug Court	12 (70.6%)	1 (5.9%)	3 (17.6%)	1 (5.9%)	17 (100.0%)

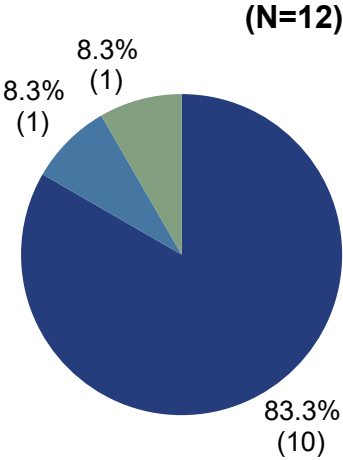

Wyoming/Sullivan Counties

2023 Problem Solving Courts



Among successful graduates, there was a 300% increase in employment.

83% of the employed successful graduates were employed full time:



29% (5) of all participants have improved in education level at discharge.

- Employed Full Time
- Employed Part Time
- Student Full Time

DEPARTMENT OF RESEARCH & STATISTICS

KIM NIEVES, PH.D.

DIRECTOR

ANDREW GINDER, MPA

ASSISTANT DIRECTOR

YAN LIU, M.S.

SENIOR STATISTICAL ANALYST

SASANKA ADIKARI, PH.D

DATA SCIENTIST

AMANDA PEREIRA

RESEARCH ASSISTANT