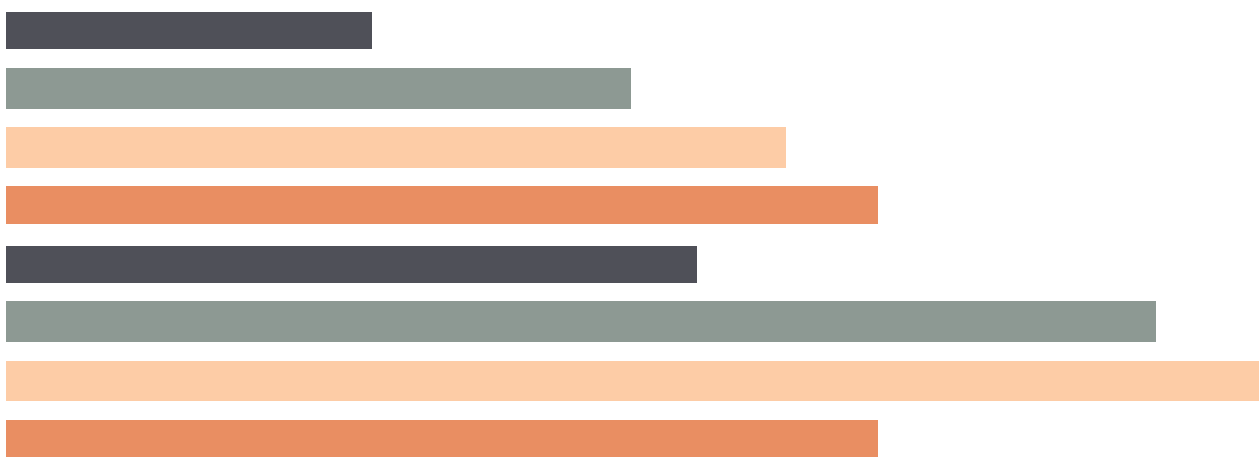
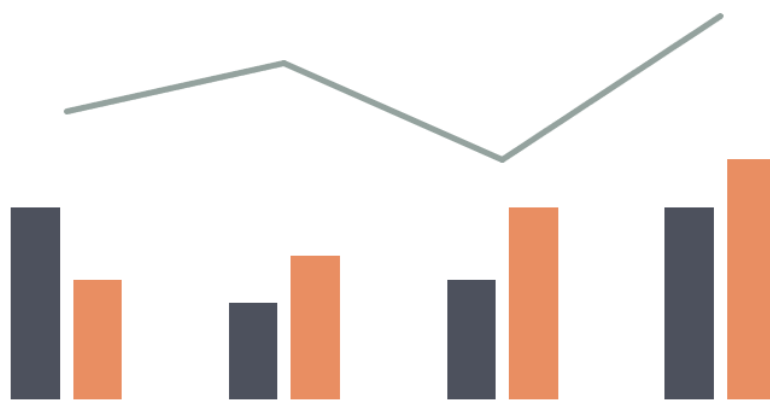
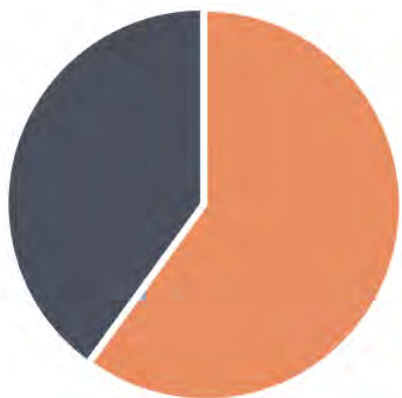


2023 York County


Court of Common Pleas
Caseload Statistics for



We are pleased to provide you with a copy of the 2023 County Caseload Display pages. They can also be viewed on the AOPC webpage at www.pacourts.us in the *News & Statistics* section under *Research & Statistics*.

Should you have any questions or comments, please do not hesitate to contact me at 717.231.3300 .

Sincerely,

A handwritten signature in black ink, appearing to read 'Sasanka', written over a horizontal line.

Sasanka Adikari, Ph.D.
Data Scientist
Department of Research and Statistics

Table of Contents

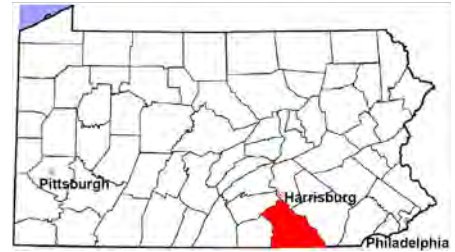
CPCMS Criminal	Page 1
CPCMS Criminal - New Cases by Case Type.....	Page 2
Civil.....	Page 3
Civil - Docketed Cases Listed by Case Type.....	Page 4
Protection From Abuse	Page 5
Spousal & Child Support and Paternity	Page 6
Custody/Partial Custody/Visitation.....	Page 7
Divorce	Page 8
Juvenile Dependency - Active Dependent Inventory	Page 9
Juvenile Dependency - Adjudicated Dependent Inventory	Page 10
Juvenile Delinquency - Cases Pending Disposition.....	Page 11
Juvenile Delinquency - New Cases by Case Type	Page 12
Juvenile Delinquency - Formal Dispositions	Page 13
Juvenile Delinquency - Informal Dispositions	Page 14
Accounts.....	Page 15
Adoptions.....	Page 16
Relinquishments/Terminations	Page 17
Appointment of Guardians	Page 18
Jury Yield and Utilization	Page 19
Problem Solving Courts.....	Pages 20-21

York County

2023 Population estimate: 464,640

Class of County: 3rd

No. of Common Pleas Court Judgeships: 15



2023 Criminal No. of Cases

Cases Pending 1/1/2023	3,039
New Cases Filed in 2023	5,766
Reopened Cases	654
Cases Available for Processing	9,459

Processed by:

Withdrawn/Dismissed	214	3.7%
Diversionsary Disposition*	844	14.5%
Guilty Plea	4,032	69.4%
Non-Jury Trial	54	0.9%
Jury Trial	67	1.2%
Inactive	550	9.5%
Other	48	0.8%
Total Cases Processed	5,809	100.0%

Cases Pending 12/31/2023 **3,650**

Cases Awaiting Sentencing 101

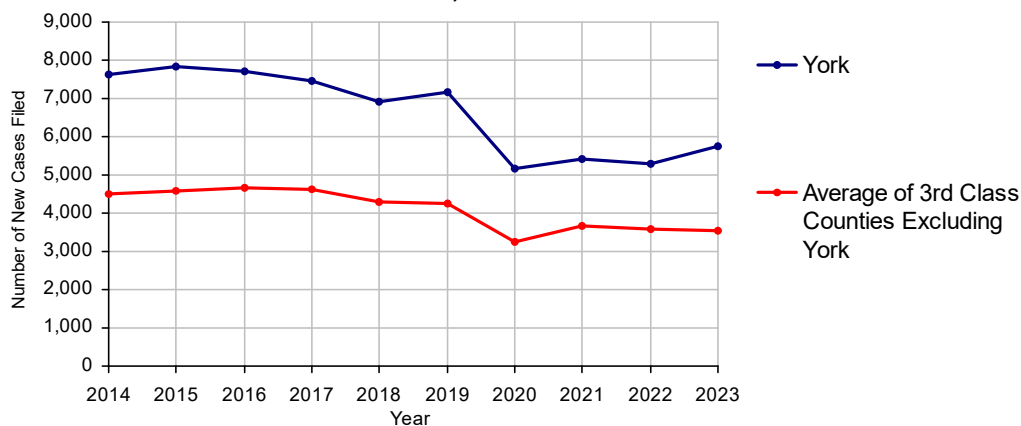
Data provided by CPCMS

* Includes other diversionsary programs such as Veterans Court.

Age of Pending Cases as of 12/31/2023

0-60 Days	882	24.2%
61-120 Days	755	20.7%
121-180 Days	572	15.7%
181-240 Days	341	9.3%
241-300 Days	313	8.6%
301-360 Days	197	5.4%
Over 360 Days	590	16.2%
Total	3,650	100.0%

Criminal New Cases, 2014-2023



York County

2023 Population: 464,640
Class of County: 3rd
No. of Common Pleas Judgeships: 15

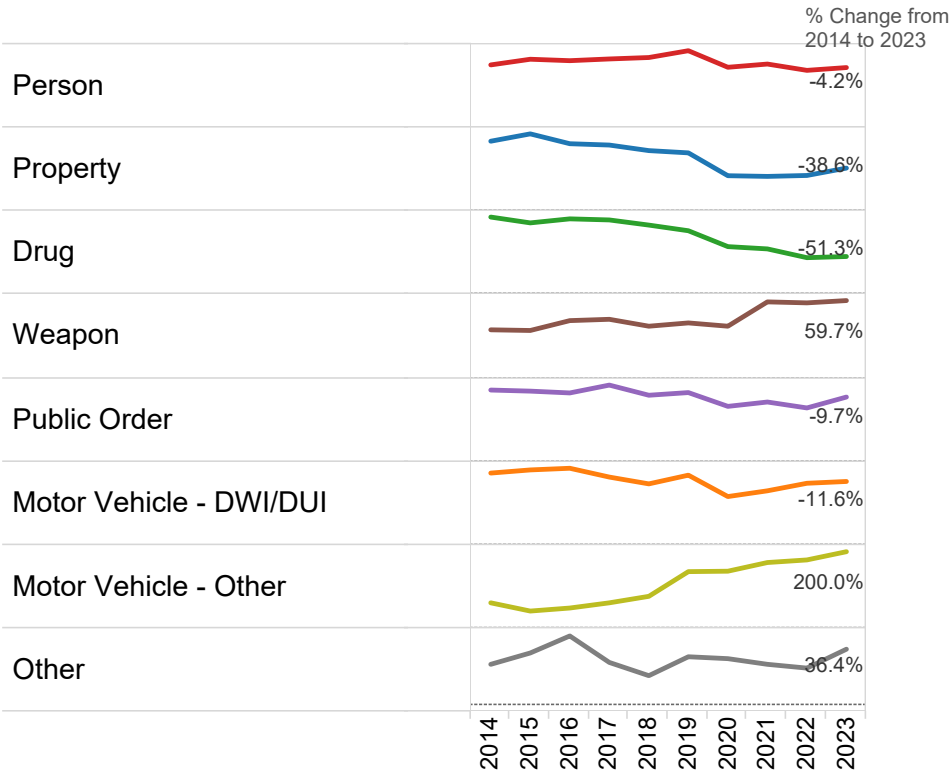


2023 Criminal - New Cases by Offense Type

Case Type	Felony	Misdemeanor	Summary	Total	
Person	370	467	0	837	14.5%
Property	724	519	2	1,245	21.6%
Drug	316	586	0	902	15.6%
Weapon	194	44	0	238	4.1%
Public Order	154	381	2	537	9.3%
Motor Vehicle - DWI/DUI	90	1,710	0	1,800	31.2%
Motor Vehicle - Other	2	160	15	177	3.1%
Other	29	1	0	30	0.5%
Total	1,879	3,868	19	5,766	100.0%
	32.6%	67.1%	0.3%	100.0%	

Data provided by CPCMS

Criminal New Cases by Offense Type, 2014-2023

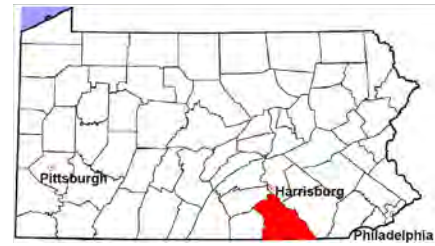


York County

2023 Population estimate: 464,640

Class of County: 3rd

No. of Common Pleas Court Judgeships: 15

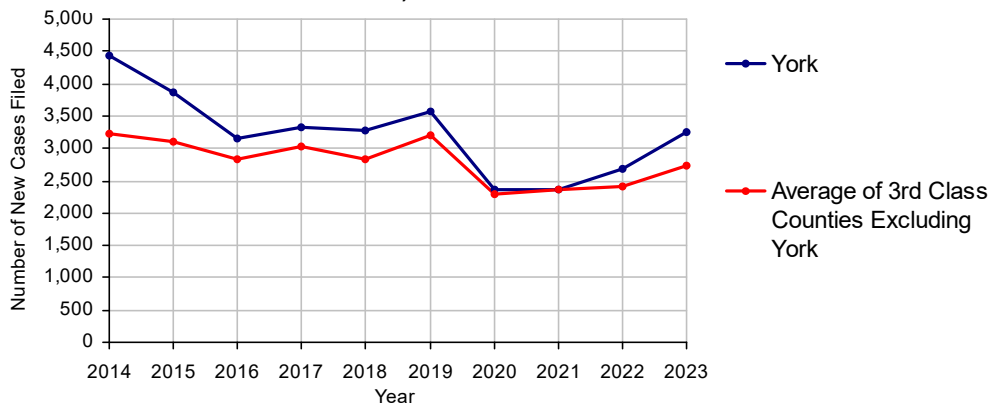


2023 Civil	Civil Action	Other	Total
Cases Pending 1/1/2023	2,435	1,074	3,509
Docketed Cases	2,196	1,050	3,246
Arbitration Appeals	10	2	12
Transferred In	4	11	15
Returned to Active	3	2	5
Cases Available for Processing	4,648	2,139	6,787
Processed By:			
Default Judgments	599	388	987
Cases Decided by Arbitration Board	83	6	89
Dispositive Motions	55	258	313
Settlements	45	1	46
Moved to Inactive Status	7	6	13
Transferred/Withdrawn	14	3	17
Dismissed/Discontinued	0	101	101
Administrative Purge	181	29	210
Other	1,026	344	1,370
Jury Trial	3	0	3
Non-Jury Trial	2	4	6
Total Cases Processed	2,015	1,140	3,155
Cases Pending 12/31/2023	2,633	999	3,632

Age of Pending Cases as of 12/31/2023 (Civil Action Only)

0-6 months	903	34.3%
7-12 months	430	16.3%
13-18 months	325	12.3%
19-24 months	252	9.6%
25-30 months	215	8.2%
31-36 months	108	4.1%
37-42 months	83	3.2%
43-48 months	86	3.3%
49-54 months	72	2.7%
55-60 months	46	1.7%
61-66 months	32	1.2%
67-72 months	25	0.9%
Over 72 months	56	2.1%
Total	2,633	100.0%

Docketed Cases, 2014-2023



York County

2023 Population estimate: 464,640

Class of County: 3rd

No. of Common Pleas Court Judgeships: 15



2023 Civil - Docketed Cases Listed by Case Type

TORT 382 11.8%

(does not include mass tort)

Intentional	13
Malicious Prosecution	3
Motor Vehicle	227
Nuisance	1
Premise Liability	53
Product Liability	4
Slander/Libel/Defamation	4
Other	77

MASS TORT 0

Asbestos	0
Tobacco	0
Toxic Tort - DES	0
Toxic Tort - Implant	0
Toxic Waste	0
Other	0

PROFESSIONAL LIABILITY 35 1.1%

Dental	1
Legal	1
Medical Malpractice	31
Other	2

CONTRACT 1,683 51.8%

(does not include judgments)

Buyer Plaintiff	9
Debt Collection: Credit Card	1,028
Debt Collection: Other	490
Employment Dispute: Discrimination	5
Employment Dispute: Other	6
Other	145

Of the Docketed Cases:

Pro Se Filings: 334 10.3% Class Action Suits: 3 0.1% MDJ Appeals: 233 7.2%

*Civil Other

REAL PROPERTY 797 24.6%

Ejectment*	46
Eminent Domain/Condemnation*	11
Ground Rent	0
Landlord/Tenant Dispute	96
Mortgage Foreclosure:	
Residential*	566
Commercial*	6
Partition of Real Property*	16
Quiet Title*	27
Other*	29

CIVIL APPEALS 196 6.0%

- Administrative Agencies

Board of Assessment*	25
Board of Elections*	0
Dept. of Transportation*	104
Zoning Board*	14
Statutory Appeal - Other*	9
Other*	44

MISCELLANEOUS 153 4.7%

Common Law/	
Statutory Arbitration*	1
Declaratory Judgment*	15
Mandamus*	0
Non-Domestic Relations	
Restraining Order*	54
Quo Warranto*	1
Replevin*	25
Other*	57

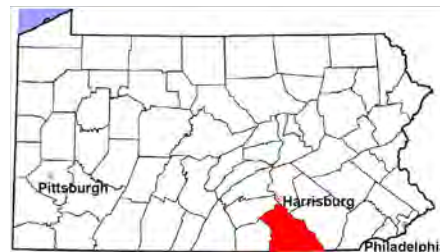
TOTAL DOCKETED CASES: 3,246 100.0%

York County

2023 Population estimate: 464,640

Class of County: 3rd

No. of Common Pleas Court Judgeships: 15



2023 Protection From Abuse

**No. of
Petitions**

Cases Pending 1/1/2023

73

New Cases Filed in 2023

1,694

Of these, Petitions Requesting Temporary Orders: 1,582 (93.4%)

Temporary Orders DENIED: 282 (17.8%), Temporary Orders GRANTED: 1,300 (82.2%)

Cases Available for Processing

1,767

Processed By:

Temporary Order DENIED After Ex Parte Hearing and No Evidentiary Hearing Scheduled

47

2.9%

Temporary Order DISMISSED After Evidentiary Hearing and No Final Order Entered

29

1.8%

Final Order DENIED After Evidentiary Hearing Before a Judge or a Judicial Officer

157

9.6%

Final Order GRANTED After Evidentiary Hearing Before a Judge or a Judicial Officer

337

20.5%

Plaintiff Did Not Appear For Evidentiary Hearing

325

19.8%

Final Order by STIPULATION OR AGREEMENT Between the Parties

445

27.1%

Petition WITHDRAWN by Plaintiff

303

18.4%

TRANSFERRED to Another Jurisdiction

0

Other

0

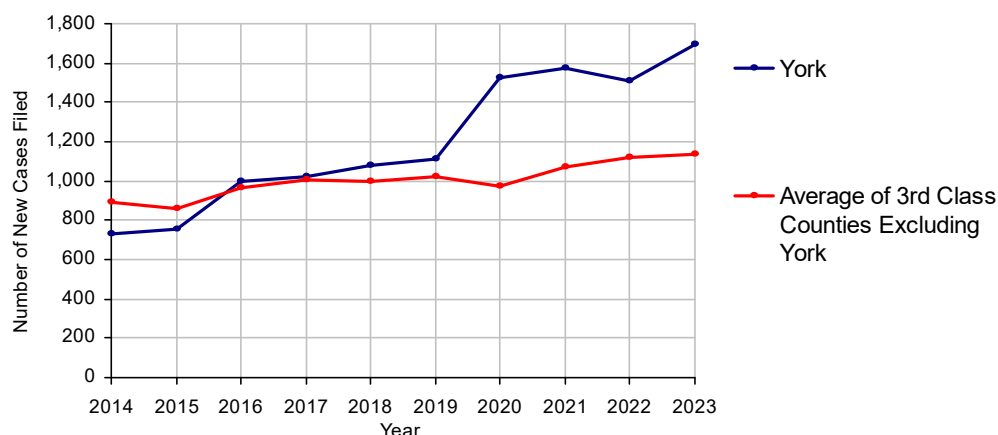
Cases Processed

1,643 100.0%

Cases Pending 12/31/2023

124

PFA New Cases Filed, 2014-2023



York County

2023 Population estimate: 464,640

Class of County: 3rd

No. of Common Pleas Court Judgeships: 15



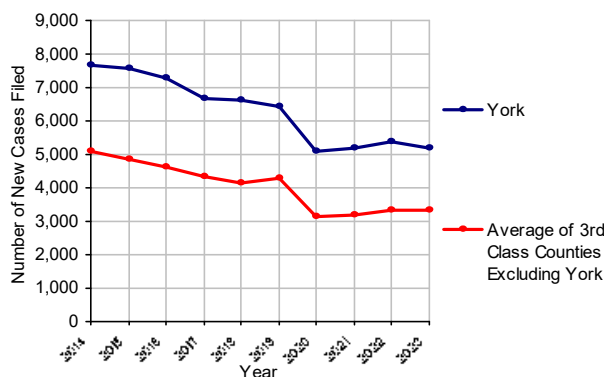
2023 Spousal & Child Support	No. of Petitions	
Cases Pending 1/1/2023	933	
New Cases Filed in 2023	5,171	
Dockets Transferred In (+)	117	
Dockets Transferred Out (-)	44	
Cases Available for Processing	6,177	
Processed By:		
Judge	223	4.1%
Intake Officer	5,188	95.9%
Hearing Officer	0	
Other	0	
Cases Processed	5,411	100.0%
Cases Pending 12/31/2023	766	

Data provided by PACSES

2023 Paternity	No. of Cases	
Acknowledgements Filed:		
Non-Domestic Relations Section	656	89.4%
During Conference	29	4.0%
Non-Stipulated (post genetic test)	0	
Pre-Trial Conference	49	6.7%
Total	734	100.0%
Established:		
Stipulated by Genetic Tests	82	21.2%
Default - Father Failed to Appear	3	0.8%
Adjudication by Court Proceeding	1	0.3%
Out of State	300	77.7%
Total	386	100.0%
Cases Pending 12/31/2023	172	

Data provided by PACSES

Spousal & Child Support New Cases, 2014-2023



DEFINITIONS:

ACKNOWLEDGEMENTS FILED:

NON-DOMESTIC RELATIONS SECTION: The voluntary Acknowledgement of Paternity by the alleged father.

DURING CONFERENCE: The alleged father signed the Acknowledgement of Paternity-Waiver of Trial (PE-010) at the initial child support conference.

NON-STIPULATED (POST GENETIC TEST): The alleged father signed the Acknowledgement of Paternity-Waiver of Trial after genetic tests were conducted and resulted in the alleged father being determined to be the biological father.

PRE-TRIAL CONFERENCE: The alleged father signed the Acknowledgement of Paternity-Waiver of Trial at the pre-trial conference.

ESTABLISHED:

STIPULATED BY GENETIC TESTS: The alleged father requested genetic tests and signed a stipulation that if the test results had a 99% or higher probability of paternity then the alleged father would be stipulated as the biological father of the child.

DEFAULT - FATHER FAILED TO APPEAR: The alleged father failed to appear after being served for either a support conference, hearing, or genetic test and a default paternity order was entered by the court.

ADJUDICATION BY COURT PROCEEDING: The alleged father was determined to be the biological father of the child through a court proceeding.

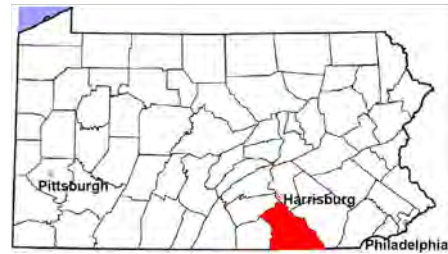
OUT OF STATE: Paternity was established in another state, "Out of state only".

York County

2023 Population Estimate: 464,640

Class of County: 3rd

No. of Common Pleas Court Judgeships: 15



2023 Custody/Partial Custody/Visitation

No. of
Petitions

Cases Pending 1/1/2023

386

New Cases Filed in 2023

1,632

Cases Available for Processing

2,018

Processed By:

Judge

247

15.4%

Non-Judicial Officer

912

57.0%

Administrative Review/Purge

68

4.3%

Other

372

23.3%

Cases Processed

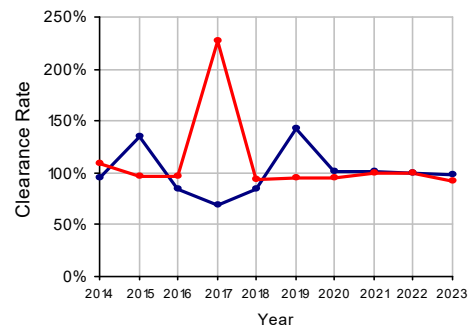
1,599

100.0%

Cases Pending 12/31/2023

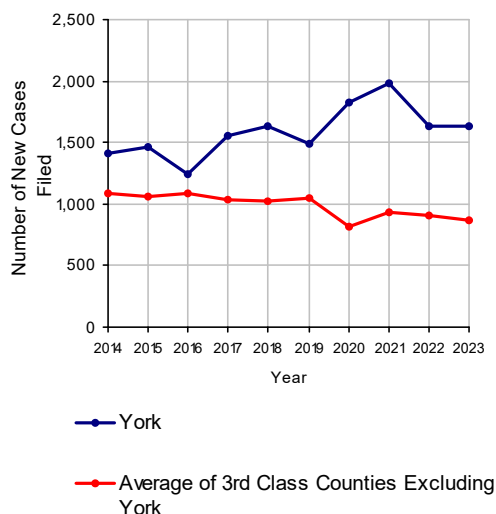
419

Clearance Rate, 2014-2023

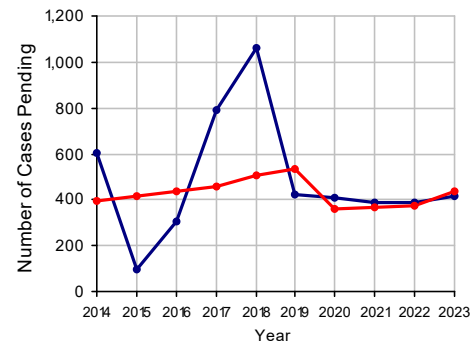


Note: Clearance Rate = Cases Processed / New Cases Filed

Custody/Partial Custody/Visitation New Cases Filed, 2014-2023



Cases Pending at the End of Year, 2014-2023

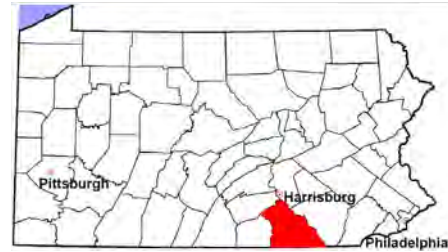


York County

2023 Population estimate: 464,640

Class of County: 3rd

No. of Common Pleas Court Judgeships: 15



2023 Divorce

No. of Petitions

Cases Pending 1/1/2023

2,406

New Cases Filed in 2023

1,299

Cases Available for Processing

3,705

Processed By:

Contested Before a Judge

1

0.1%

Contested Before a Non-Judicial Officer

1

0.1%

Uncontested

1,158

99.5%

Administrative Review/Purge

0

Other

4

0.3%

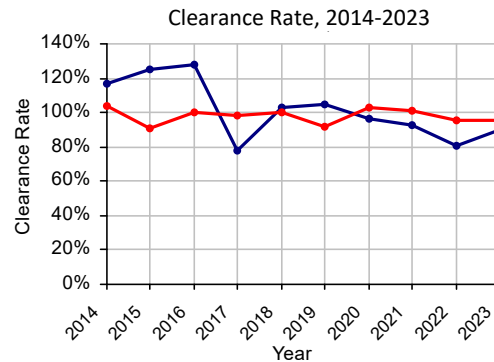
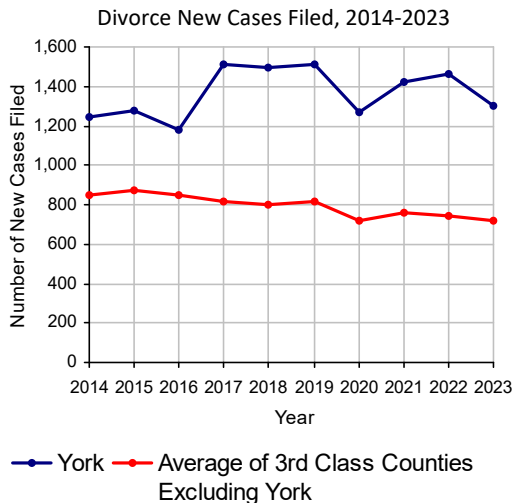
Cases Processed

1,164

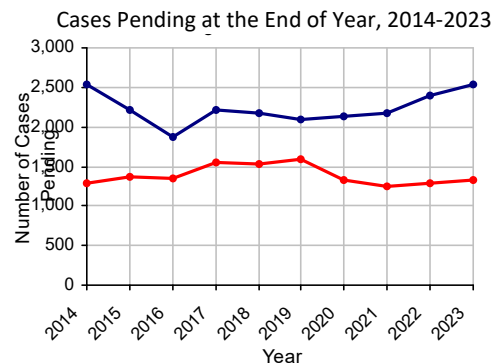
100.0%

Cases Pending 12/31/2023

2,541



Note: Clearance Rate = Cases Processed / New Cases Filed

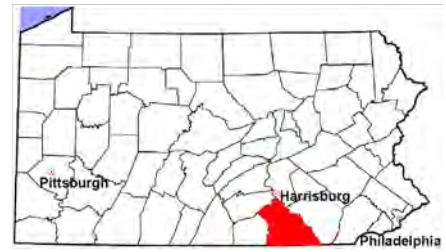


York County

2023 Population estimate: 464,640

Class of County: 3rd

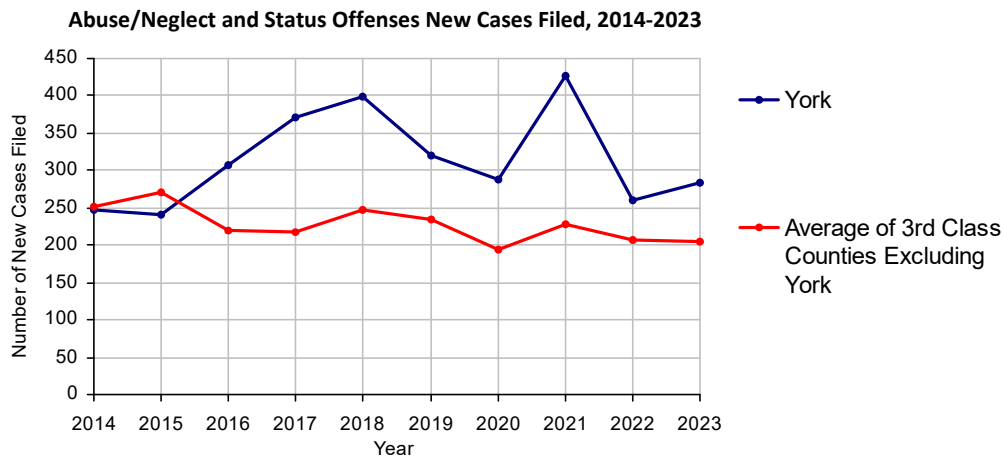
No. of Common Pleas Court Judgeships: 15



2023 Juvenile Dependency - Petitions Pending Adjudication

	Abuse/ Neglect	Status Offenses	Total
Cases Pending 1/1/2023	23	0	23
New Petitions Filed in 2023	280	4	284
Other	53	0	53
Total Petitions Available for Processing	356	4	360
Processed by:			
Adjudicated Dependent			
Judge	247	4	251
Juvenile Court Hearing Officer	0	0	0
Adjudicated NOT Dependent			
Judge	22	0	22
Juvenile Court Hearing Officer	0	0	0
Withdrawn/Dismissed/Inactive	40	0	40
Other	3	0	3
Total Petitions Processed	312	4	316
Cases Pending 12/31/2023	44	0	44

Data provided by CPCMS

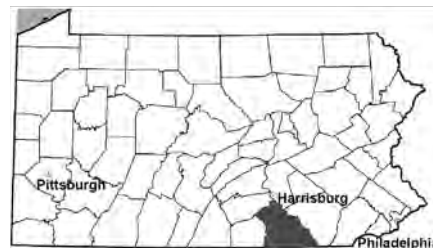


York County

2023 Population estimate: 464,640

Class of County: 3rd

No. of Common Pleas Court Judgeships: 15



2023 Juvenile Dependency - Adjudicated Dependent Inventory

	Abuse/ Neglect	Status Offenses	Total
Cases Pending 1/1/2023	427	0	427
New Adjudicated Dependent Cases	247	4	251
Other	7	0	7
Total Adjudicated Dependent Cases	681	4	685

Court Supervision Terminated:

Family Reunification	75	26.2%	0	75	26.0%
Adoption	98	34.3%	0	98	34.0%
Placement with a Relative/Guardian	81	28.3%	2 100.0%	83	28.8%
Aged Out	28	9.8%	0	28	9.7%
Other Permanency Outcomes*	3	1.0%	0	3	1.0%
Other**	1	0.3%	0	1	0.3%
Total Adjudicated Dependent Cases Terminated	286	100.0%	2 100.0%	288	100.0%
Cases Pending 12/31/2023	395		2	397	

Data provided by CPCMS

* Other Permanency Outcomes include: adjudicated delinquent, death due to natural causes, emancipation, permanent living arrangement, and parent has come forward.

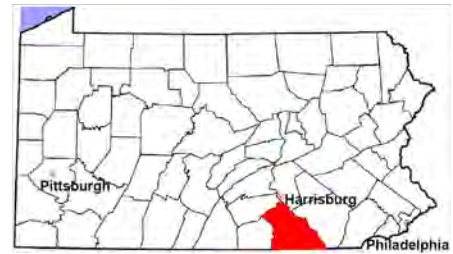
** Other includes cases where court supervision is terminated due to transfer out of jurisdiction, withdrawal and administrative closure.

York County

2023 Population estimate: 464,640

Class of County: 3rd

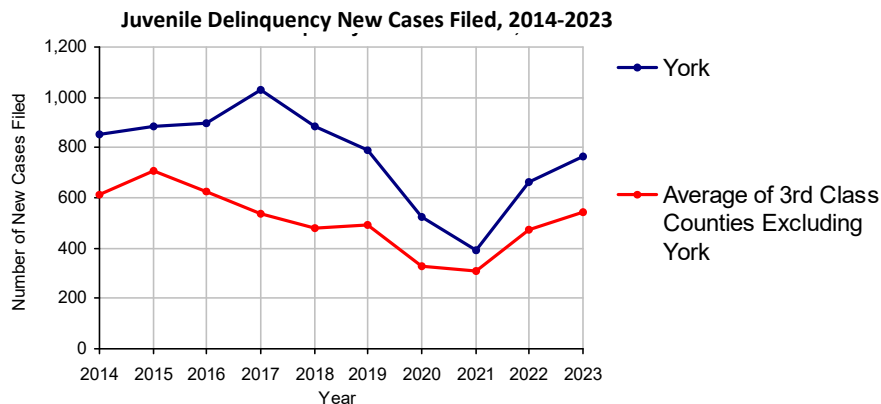
No. of Common Pleas Court Judgeships: 15



2023 Juvenile Delinquency - Cases Pending Disposition

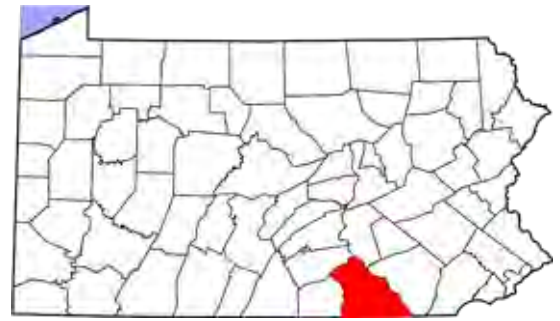
Begin Pending	444
New Cases	763
Consent Decree Revoked	11
Informal Adjustment Program Revoked	4
Alternative Program Revoked	0
Warrant Returned	30
Other	68
Total Cases Available for Disposition	1,320
Warrant Issued	43
Disposed by:	
Adjudicated Delinquent by a Judge	197
Adjudicated Delinquent by a Juvenile Court Hearing Officer	12
Consent Decree Entered	94
Informal Adjustment Program Entered	119
Warned and Counseled (Pre-Petition)	239
Dismissed/Withdrawn/Transferred	46
Transferred to Criminal Court	3
Other	22
Total Cases Disposed	732
End Pending	545

Data provided by CPCMS



York County

2023 Population: 464,640
Class of County: 3rd
No. of Common Pleas Judgeships: 15

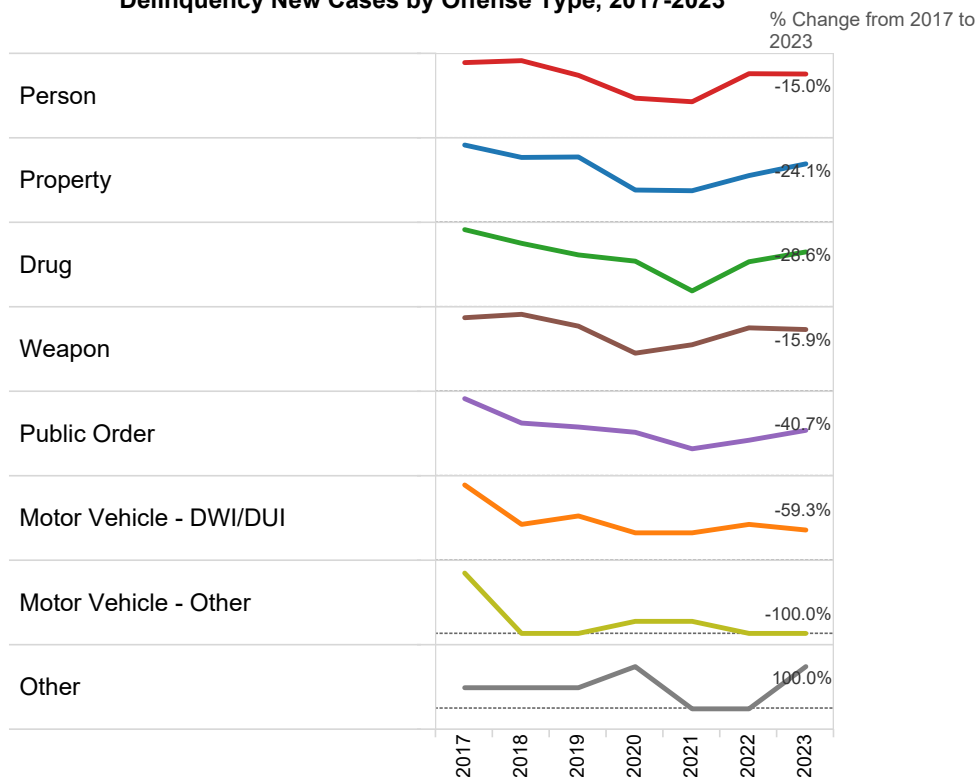


2023 Delinquency - New Cases by Offense Type

Case Type	Felony	Misdemeanor	Summary	Total	
Person	59	139	0	198	26.0%
Property	111	147	0	258	33.8%
Drug	10	177	0	187	24.5%
Weapon	11	26	0	37	4.8%
Public Order	19	51	0	70	9.2%
Motor Vehicle - DWI/DUI	0	11	0	11	1.4%
Motor Vehicle - Other	0	0	0	0	0.0%
Other	0	1	1	2	0.3%
Total	210	552	1	763	100.0%
	27.5%	72.3%	0.1%	100.0%	

Data provided by CPCMS

Delinquency New Cases by Offense Type, 2017-2023

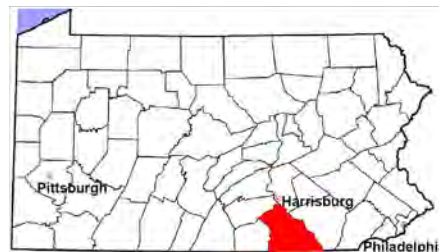


York County

2023 Population estimate: 464,640

Class of County: 3rd

No. of Common Pleas Court Judgeships: 15



2023 Juvenile Delinquency - Formal Dispositions

Begin Pending	238
Adjudicated Delinquent by a Judge	197
Adjudicated Delinquent by a Juvenile Court Hearing Officer	12
Warrant Returned	64
Other	3
Total Adjudicated Delinquent Cases	514
Warrant Issued	70
Court Supervision Terminated:	
Conditions Satisfied	78
Compelling Reasons	56
Reached Age 21	13
Transferred to Another Juvenile Court	0
Other	18
Total Adjudicated Delinquent Cases Terminated	165
End Pending	279

(R) - Revised

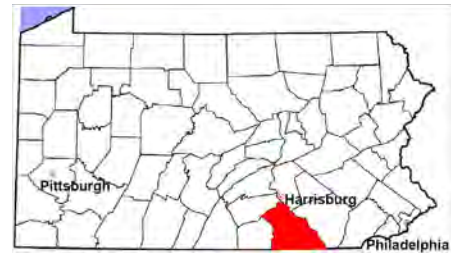
Data provided by CPCMS

York County

2023 Population estimate: 464,640

Class of County: 3rd

No. of Common Pleas Court Judgeships: 15



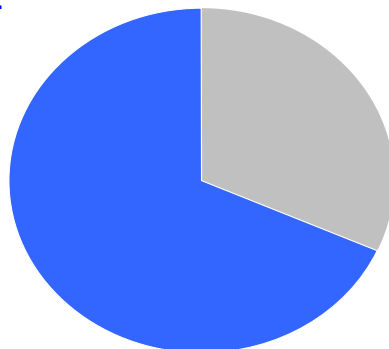
2023 Juvenile Delinquency - Informal Dispositions

Pending Consent Decrees	79
Pending Informal Adjustments	47
New Consent Decrees	94
New Informal Adjustments	119
Warrant Returned	1
Other	10
Cases Informally Disposed	350
Warrant Issued	2
Terminated by:	
Consent Decree Completed	100
Informal Adjustment Completed	95
Consent Decree Revoked	11
Informal Adjustment Program Revoked	4
Other	13
Total Informally Disposed Cases Terminated	223
End Pending	125

(R) - Revised

Data provided by CPCMS

Informal Dispositions: **68%**



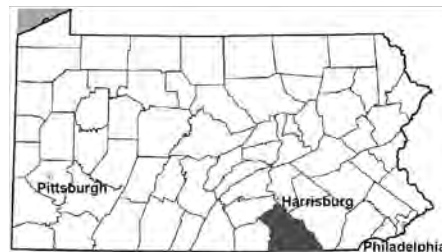
Delinquency Cases are disposed either formally, at a proceeding held before a judge or hearing officer, or informally without a proceeding. Informal dispositions include informal adjustments supervised by a juvenile probation officer; consent decrees agreed upon with the District Attorney after a petition is filed; or other pre-petition process by the juvenile probation department.

York County

2023 Population estimate: 464,640

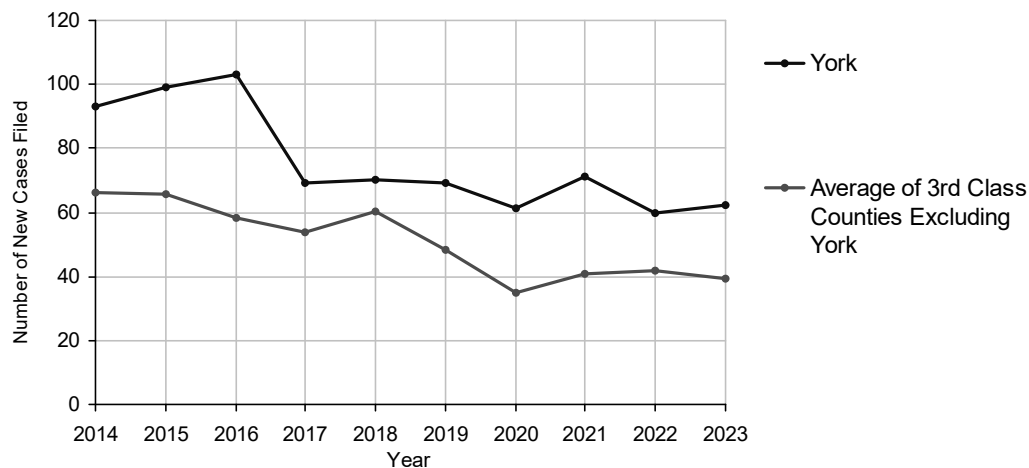
Class of County: 3rd

No. of Common Pleas Court Judgeships: 15



2023 Accounts	No. of Cases	
Cases Pending 1/1/2023	15	
New Cases Filed in 2023	62	
Cases Available for Processing	77	
Processed By:		
Contested before a Judge	5	8.6%
Contested before a Non-Judicial Officer	0	
Uncontested	52	89.7%
Other	1	1.7%
Cases Processed	58	100.0%
Cases Pending 12/31/2023	19	

Accounts New Cases Filed, 2014-2023

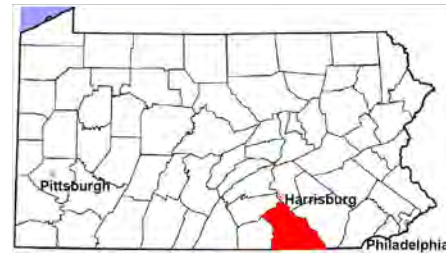


York County

2023 Population estimate: 464,640

Class of County: 3rd

No. of Common Pleas Court Judgeships: 15



2023 Adoptions

**No. of
Cases**

Cases Pending 1/1/2023

55

New Cases Filed in 2023

189

Cases Available for Processing

244

Processed By:

Contested before a Judge

Granted

2

1.0%

Denied

0

Uncontested

Granted

187

96.4%

Denied

0

Other

5

2.6%

Cases Processed

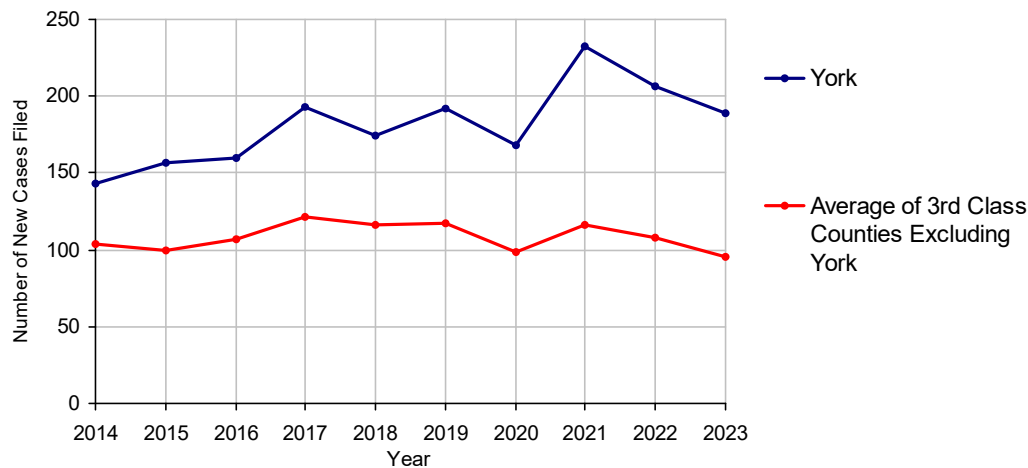
194

100.0%

Cases Pending 12/31/2023

50

Adoptions New Cases Filed, 2014-2023

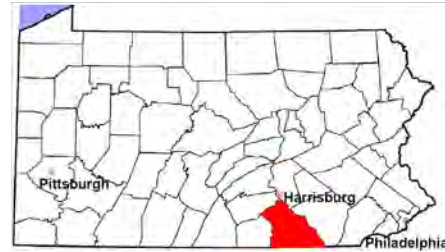


York County

2023 Population estimate: 464,640

Class of County: 3rd

No. of Common Pleas Court Judgeships: 15



2023 Relinquishments/Terminations

**No. of
Cases**

Cases Pending 1/1/2023 59

New Cases Filed in 2023 233

Cases Available for Processing 292

Processed By:

Contested before a Judge 65 31.9%

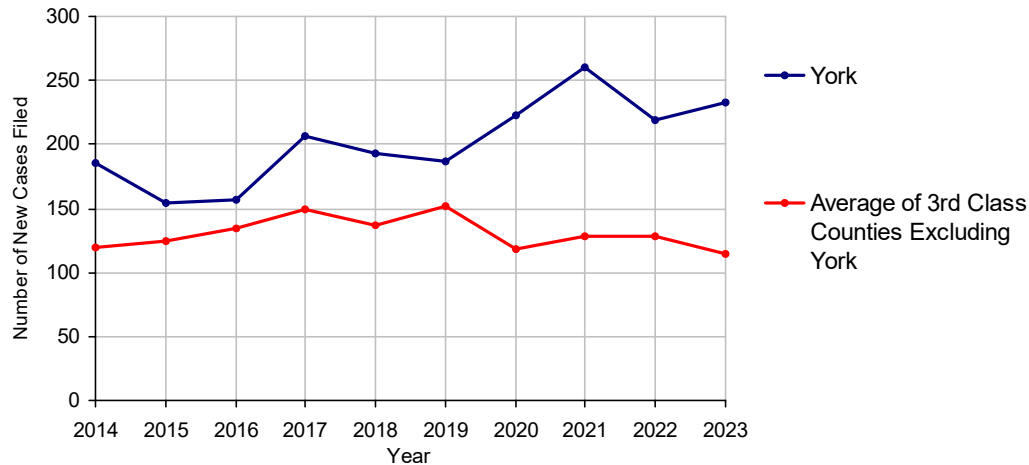
Uncontested 130 63.7%

Other 9 4.4%

Cases Processed 204 100.0%

Cases Pending 12/31/2023 88

Relinquishments/Terminations New Cases Filed, 2014-2023

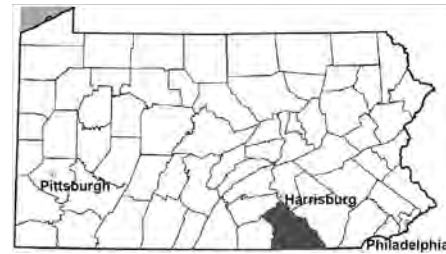


York County

2023 Population estimate: 464,640

Class of County: 3rd

No. of Common Pleas Court Judgeships: 15



2023 Appointment of Guardians

**No. of
Cases**

Cases Pending 1/1/2023

20

New Cases Filed in 2023

131

Cases Available for Processing

151

Processed By:

Contested before a Judge

7

4.9%

Uncontested

111

77.6%

Other

25

17.5%

Cases Processed

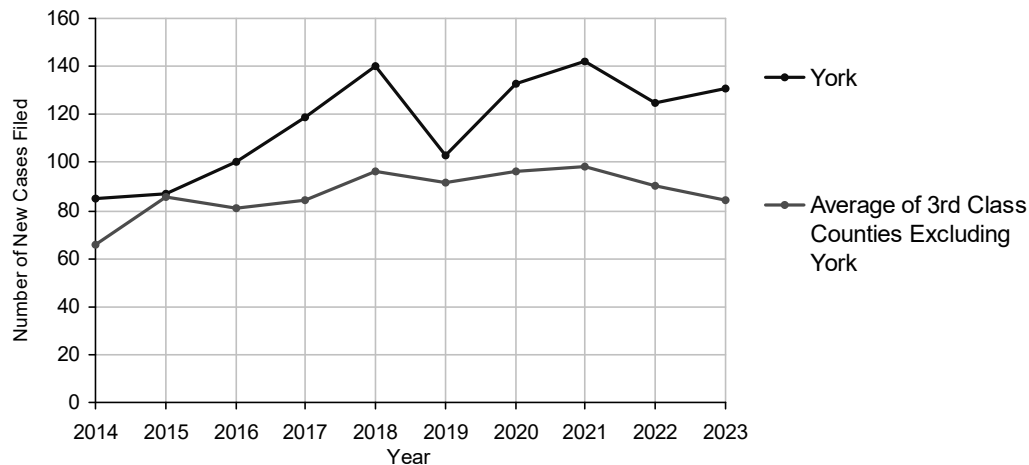
143

100.0%

Cases Pending 12/31/2023

8

Appointment of Guardians New Cases Filed, 2014-2023

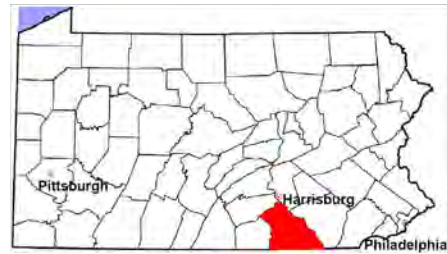


York County

2023 Population estimate: 464,640

Class of County: 3rd

No. of Common Pleas Court Judgeships: 15



2023 Jury Yield and Utilization

Jury Yield

Qualification Questionnaires/Summonses Mailed:	10,875	A		
Returned Undeliverable:	782	B	7.2%	Of Qualification Questionnaires/ Summonses Mailed
Not Responded to:	1,507	C	13.9%	
the Number of Prospective Jurors:				
Disqualified:	523	D	4.8%	
Exempted:	0	E		
Excused:	2,905	F	26.7%	
Deferred to New Term:	1,394	G	12.8%	
Deferred from Previous Term:	1,283	H	11.8%	
Total Number of Qualified Jurors Available for Service:	5,047	I	46.4%	
$I=A-B-C-D-E-F-G+H$				

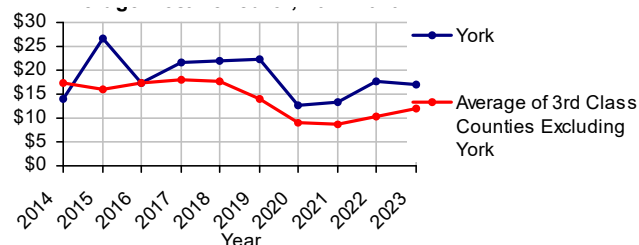
Jury Utilization

the Number of Jurors:				
Reporting for Service:	4,645		92.0%	Of Jurors Qualified and Available
Told Not to Report for Service:	0			
Sent to Courtroom for Jury Selection (Voir Dire):	3,400		73.2%	Of Jurors Reporting for Service
Impaneled or Sworn (jurors/alternates):	1,062		22.9%	
Removed for Cause/Hardship:	661			
Removed by Peremptory Challenge:	1,107			
Number of Jury Trials Started:	77			
Pool Days:	33			
Zero Panel Days	4		12.1%	(Of Pool Days)

Jury Costs

Total Annual Budget for Juror Operations:	\$184,540.00	J
Average Cost Per Juror:	\$16.97	K
$K = J/A$		

Average Cost Per Juror, 2014-2023

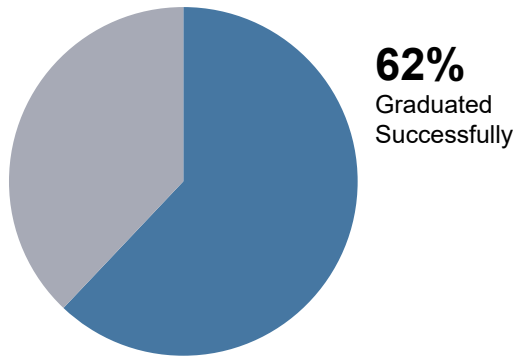


York County

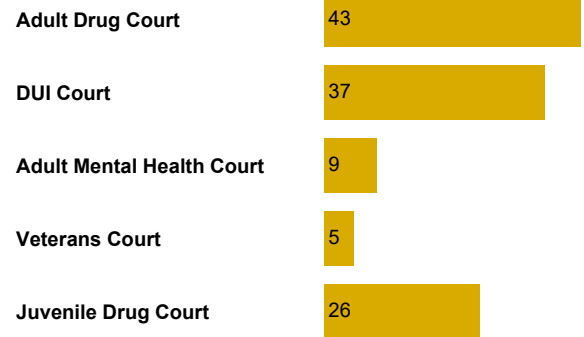
2023 Problem Solving Courts

116 Discharges

Of All Court Participants Discharged:



120 Admissions

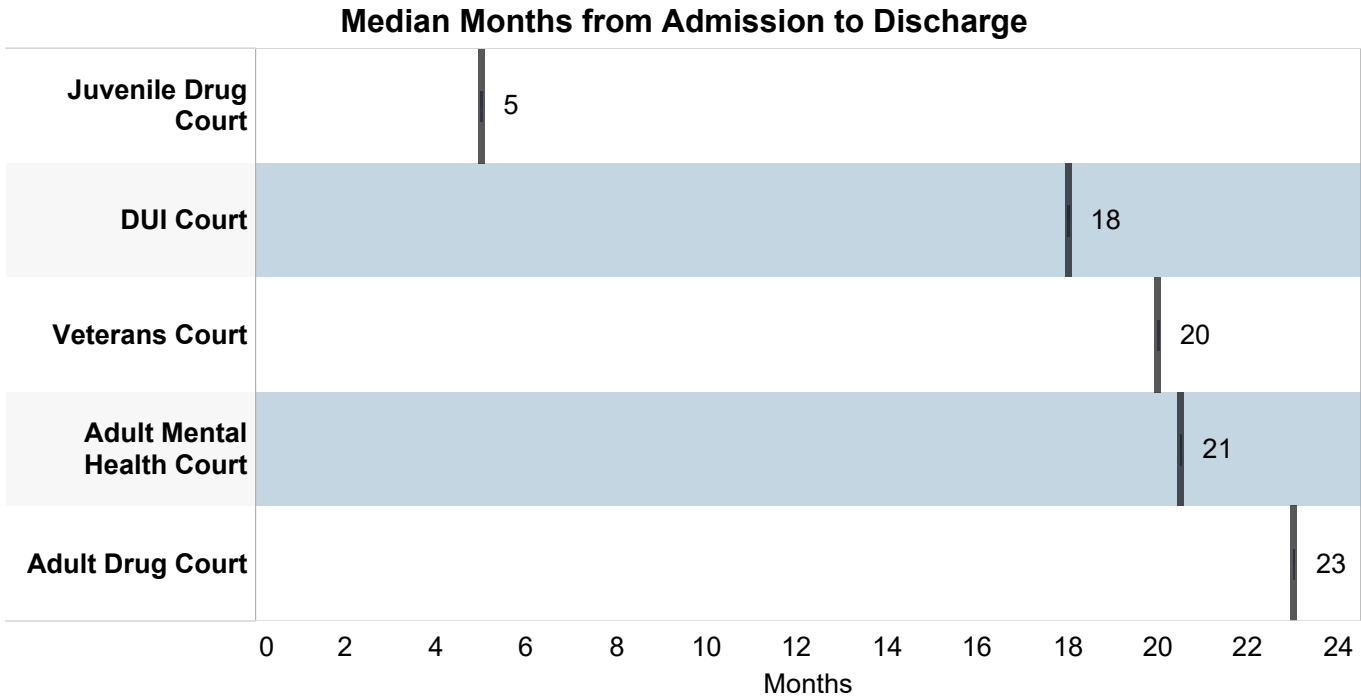


Discharge Reason

	Successfully Completed	Unsuccessful/New Offense	Unsuccessful /Non-Compliant	Unsuccessful /Absconded	Other	Total Discharges
Adult Drug Court	19 (54.3%)	6 (17.1%)	9 (25.7%)	1 (2.9%)		35 (100.0%)
DUI Court	40 (76.9%)		7 (13.5%)	2 (3.8%)	3 (5.8%)	52 (100.0%)
Adult Mental Health Court	4 (66.7%)	1 (16.7%)	1 (16.7%)			6 (100.0%)
Veterans Court	3 (50.0%)		1 (16.7%)	2 (33.3%)		6 (100.0%)
Juvenile Drug Court	6 (35.3%)	7 (41.2%)	3 (17.6%)		1 (5.9%)	17 (100.0%)

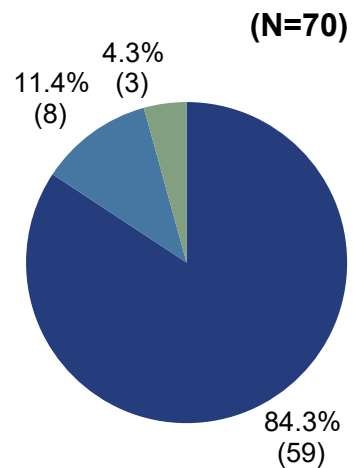

York County

2023 Problem Solving Courts



Among successful graduates, there was a 63% increase in employment.

84% of the employed successful graduates were employed full time:



17% (20) of all participants have improved in **education level** at discharge.

- Employed Full Time
- Employed Part Time
- Student Full Time

DEPARTMENT OF RESEARCH & STATISTICS

KIM NIEVES, PH.D.

DIRECTOR

ANDREW GINDER, MPA

ASSISTANT DIRECTOR

YAN LIU, M.S.

SENIOR STATISTICAL ANALYST

SASANKA ADIKARI, PH.D

DATA SCIENTIST

AMANDA PEREIRA

RESEARCH ASSISTANT