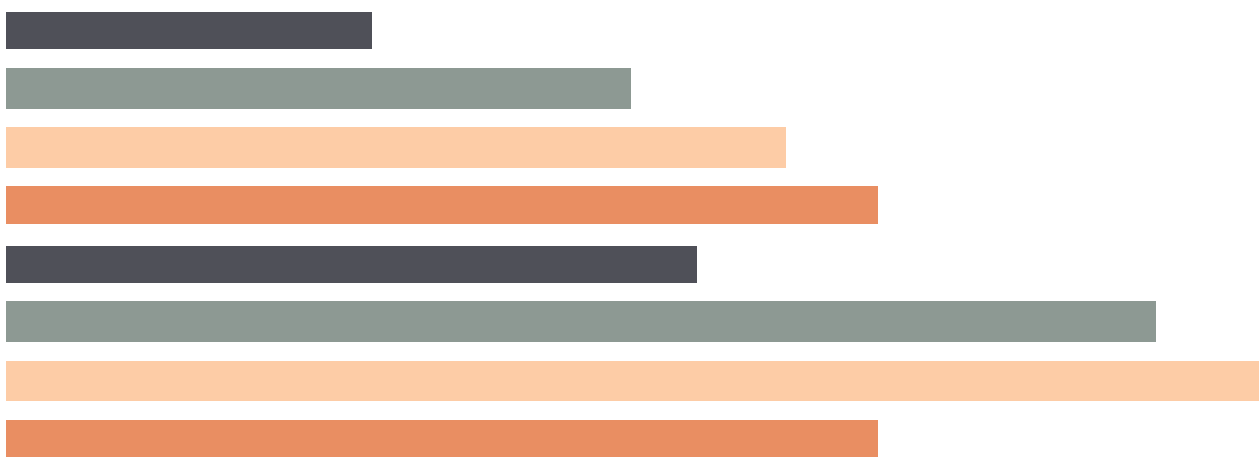
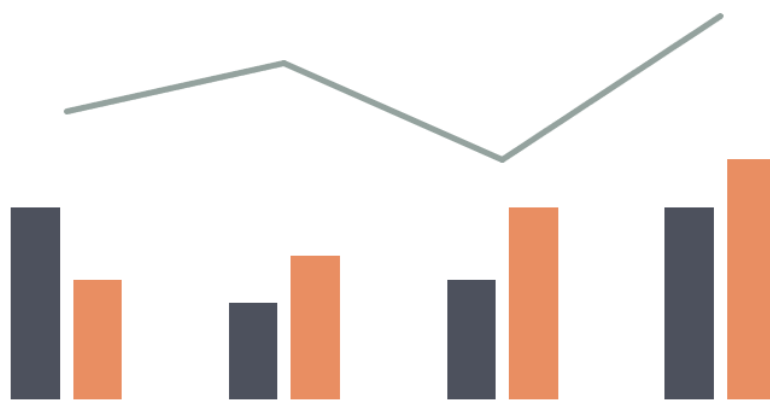
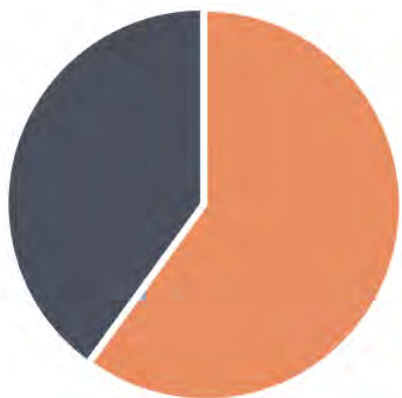


2023 Tioga County


Court of Common Pleas
Caseload Statistics for



We are pleased to provide you with a copy of the 2023 County Caseload Display pages. They can also be viewed on the AOPC webpage at www.pacourts.us in the *News & Statistics* section under *Research & Statistics*.

Should you have any questions or comments, please do not hesitate to contact me at 717.231.3300 .

Sincerely,

A handwritten signature in black ink, appearing to read 'Sasanka', written over a horizontal line.

Sasanka Adikari, Ph.D.
Data Scientist
Department of Research and Statistics

Table of Contents

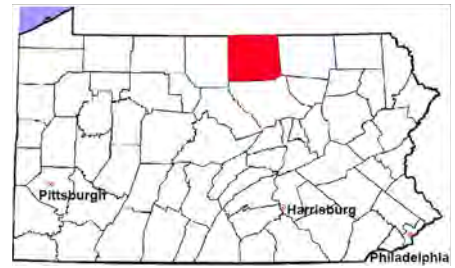
CPCMS Criminal	Page 1
CPCMS Criminal - New Cases by Case Type.....	Page 2
Civil.....	Page 3
Civil - Docketed Cases Listed by Case Type.....	Page 4
Protection From Abuse	Page 5
Spousal & Child Support and Paternity	Page 6
Custody/Partial Custody/Visitation.....	Page 7
Divorce	Page 8
Juvenile Dependency - Active Dependent Inventory	Page 9
Juvenile Dependency - Adjudicated Dependent Inventory	Page 10
Juvenile Delinquency - Cases Pending Disposition.....	Page 11
Juvenile Delinquency - New Cases by Case Type	Page 12
Juvenile Delinquency - Formal Dispositions	Page 13
Juvenile Delinquency - Informal Dispositions	Page 14
Accounts.....	Page 15
Adoptions.....	Page 16
Relinquishments/Terminations	Page 17
Appointment of Guardians	Page 18
Jury Yield and Utilization	Page 19
Problem Solving Courts.....	Pages 20-21

Tioga County

2023 Population estimate: 40,840

Class of County: 6th

No. of Common Pleas Court Judgeships: 1



2023 Criminal No. of Cases

Cases Pending 1/1/2023	197
New Cases Filed in 2023	369
Reopened Cases	16
Cases Available for Processing	582

Processed by:

Withdrawn/Dismissed	20	5.5%
Diversionsary Disposition*	108	29.5%
Guilty Plea	214	58.5%
Non-Jury Trial	0	
Jury Trial	2	0.5%
Inactive	15	4.1%
Other	7	1.9%
Total Cases Processed	366	100.0%

Cases Pending 12/31/2023 **216**

Cases Awaiting Sentencing 21

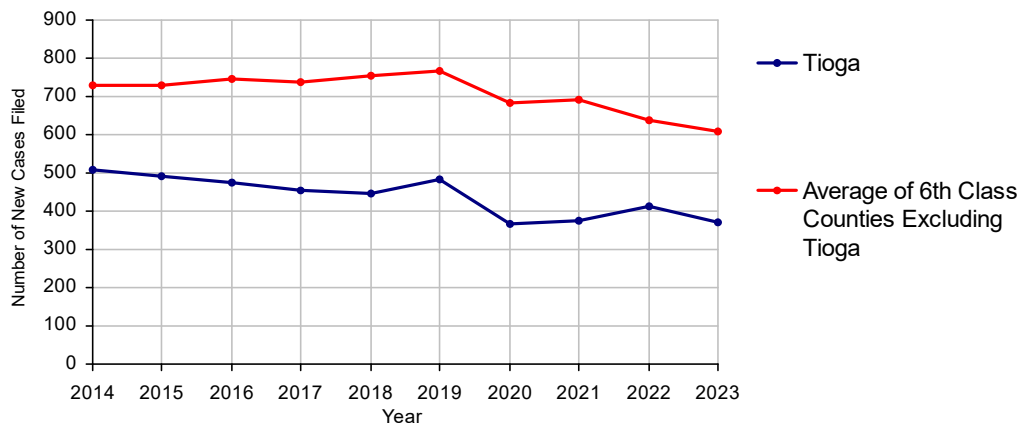
Data provided by CPCMS

* Includes other diversionary programs such as Veterans Court.

Age of Pending Cases as of 12/31/2023

0-60 Days	61	28.2%
61-120 Days	52	24.1%
121-180 Days	45	20.8%
181-240 Days	18	8.3%
241-300 Days	13	6.0%
301-360 Days	8	3.7%
Over 360 Days	19	8.8%
Total	216	100.0%

Criminal New Cases, 2014-2023



Tioga County

2023 Population: 40,840
Class of County: 6th
No. of Common Pleas Judgeships: 1

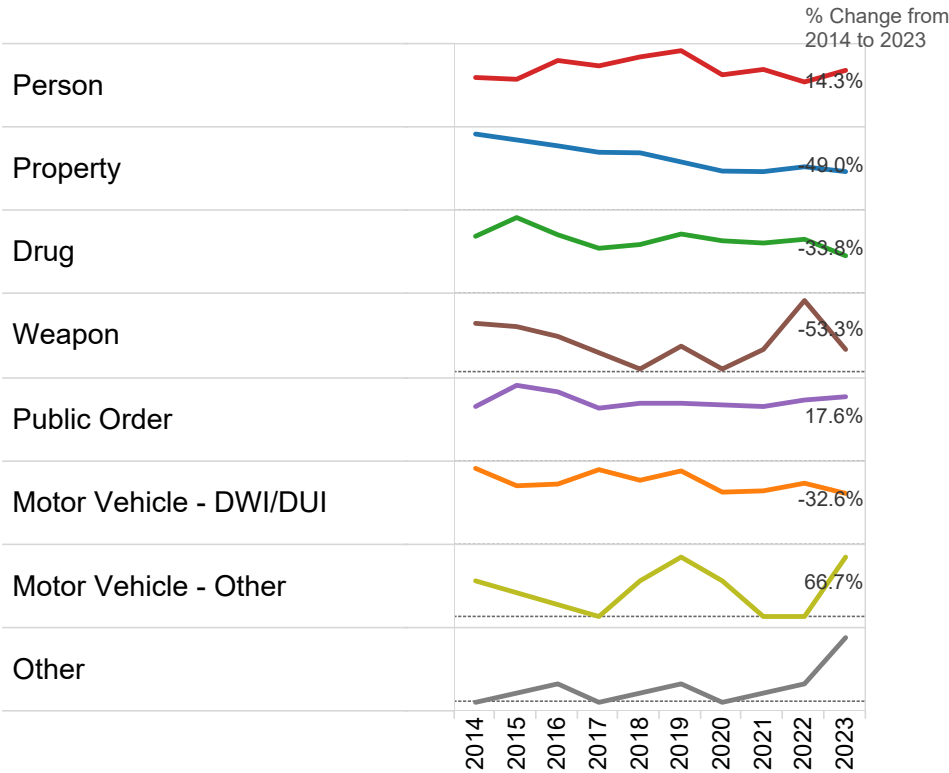


2023 Criminal - New Cases by Offense Type

Case Type	Felony	Misdemeanor	Summary	Total	
Person	39	25	0	64	17.3%
Property	47	26	0	73	19.8%
Drug	3	48	0	51	13.8%
Weapon	5	2	0	7	1.9%
Public Order	9	31	0	40	10.8%
Motor Vehicle - DWI/DUI	10	112	0	122	33.1%
Motor Vehicle - Other	0	5	0	5	1.4%
Other	7	0	0	7	1.9%
Total	120	249	0	369	100.0%
	32.5%	67.5%	0.0%	100.0%	

Data provided by CPCMS

Criminal New Cases by Offense Type, 2014-2023



Tioga County

2023 Population estimate: 40,840

Class of County: 6th

No. of Common Pleas Court Judgeships: 1

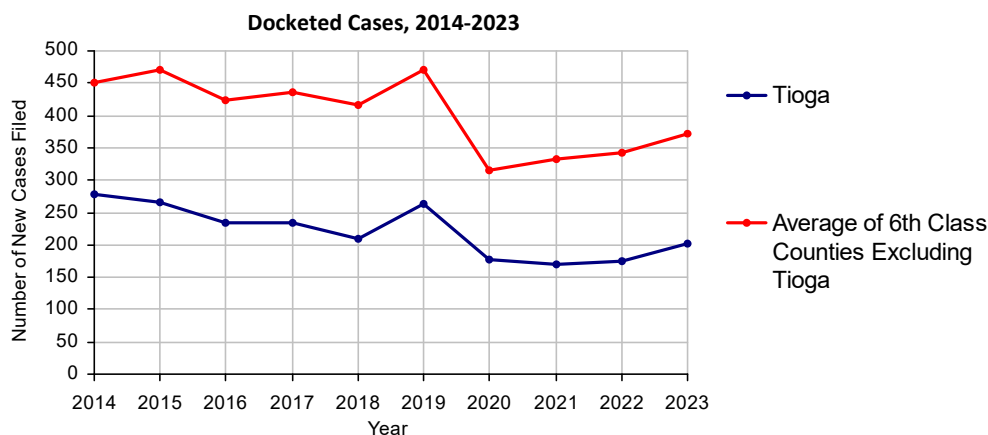


2023 Civil	Civil Action	Other	Total
Cases Pending 1/1/2023	112	89	201 (R)
Docketed Cases	113	90	203
Arbitration Appeals	0	0	0
Transferred In	1	0	1
Returned to Active	3	1	4
Cases Available for Processing	229	180	409
Processed By:			
Default Judgments	57	29	86
Cases Decided by Arbitration Board	0	0	0
Dispositive Motions	0	0	0
Settlements	2	2	4
Moved to Inactive Status	0	0	0
Transferred/Withdrawn	2	0	2
Dismissed/Discontinued	20	12	32
Administrative Purge	0	0	0
Other	7	2	9
Jury Trial	0	0	0
Non-Jury Trial	0	0	0
Total Cases Processed	88	45	133
Cases Pending 12/31/2023	141	135	276

Age of Pending Cases as of 12/31/2023 (Civil Action Only)

0-6 months	39	27.7%
7-12 months	22	15.6%
13-18 months	30	21.3%
19-24 months	14	9.9%
25-30 months	7	5.0%
31-36 months	12	8.5%
37-42 months	2	1.4%
43-48 months	2	1.4%
49-54 months	2	1.4%
55-60 months	4	2.8%
61-66 months	0	
67-72 months	0	
Over 72 months	7	5.0%
Total	141	100.0%

(R) - Revised



Tioga County

2023 Population estimate: 40,840

Class of County: 6th

No. of Common Pleas Court Judgeships: 1



2023 Civil - Docketed Cases Listed by Case Type

TORT 16 7.9%

(does not include mass tort)

Intentional	1
Malicious Prosecution	0
Motor Vehicle	7
Nuisance	1
Premise Liability	4
Product Liability	1
Slander/Libel/Defamation	1
Other	1

MASS TORT 0

Asbestos	0
Tobacco	0
Toxic Tort - DES	0
Toxic Tort - Implant	0
Toxic Waste	0
Other	0

PROFESSIONAL LIABILITY 0

Dental	0
Legal	0
Medical Malpractice	0
Other	0

CONTRACT 91 44.8%

(does not include judgments)

Buyer Plaintiff	1
Debt Collection: Credit Card	47
Debt Collection: Other	38
Employment Dispute: Discrimination	0
Employment Dispute: Other	2
Other	3

Of the Docketed Cases:

Pro Se Filings: 11 5.4%

Class Action Suits: 0

MDJ Appeals: 11 5.4%

*Civil Other

REAL PROPERTY 66 32.5%

Ejectment*	7
Eminent Domain/Condemnation*	14
Ground Rent	0
Landlord/Tenant Dispute	6
Mortgage Foreclosure:	
Residential*	25
Commercial*	0
Partition of Real Property*	4
Quiet Title*	3
Other*	7

CIVIL APPEALS 9 4.4%

- Administrative Agencies

Board of Assessment*	1
Board of Elections*	0
Dept. of Transportation*	5
Zoning Board*	0
Statutory Appeal - Other*	1
Other*	2

MISCELLANEOUS 21 10.3%

Common Law/	
Statutory Arbitration*	0
Declaratory Judgment*	0
Mandamus*	0
Non-Domestic Relations	
Restraining Order*	0
Quo Warranto*	0
Replevin*	2
Other*	19

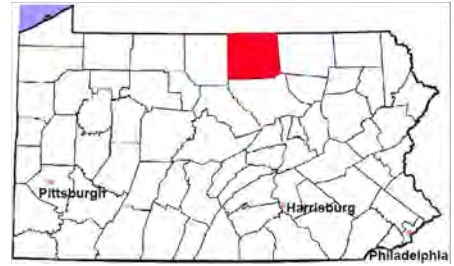
TOTAL DOCKETED CASES: 203 100.0%

Tioga County

2023 Population estimate: 40,840

Class of County: 6th

No. of Common Pleas Court Judgeships: 1



2023 Protection From Abuse

No. of
Petitions

Cases Pending 1/1/2023

0

New Cases Filed in 2023

0

#Num!

#Num!

Cases Available for Processing

0

Processed By:

Temporary Order DENIED After Ex Parte Hearing and No Evidentiary Hearing Scheduled

0

Temporary Order DISMISSED After Evidentiary Hearing and No Final Order Entered

0

Final Order DENIED After Evidentiary Hearing Before a Judge or a Judicial Officer

0

Final Order GRANTED After Evidentiary Hearing Before a Judge or a Judicial Officer

0

Plaintiff Did Not Appear For Evidentiary Hearing

0

Final Order by STIPULATION OR AGREEMENT Between the Parties

0

Petition WITHDRAWN by Plaintiff

0

TRANSFERRED to Another Jurisdiction

0

Other

0

Cases Processed

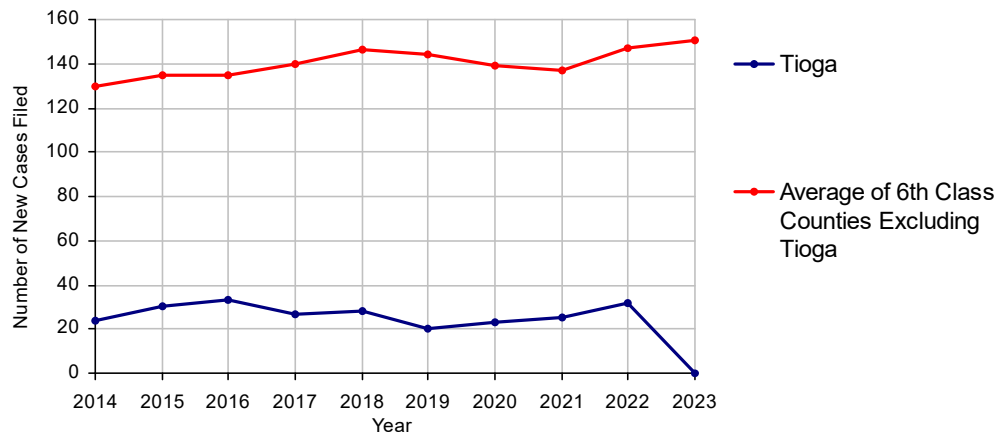
0

Cases Pending 12/31/2023

0

Note. Data unavailable at time of Publication.

PFA New Cases Filed, 2014-2023

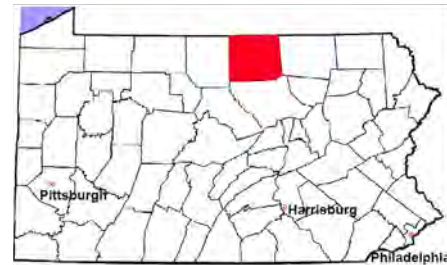


Tioga County

2023 Population estimate: 40,840

Class of County: 6th

No. of Common Pleas Court Judgeships: 1



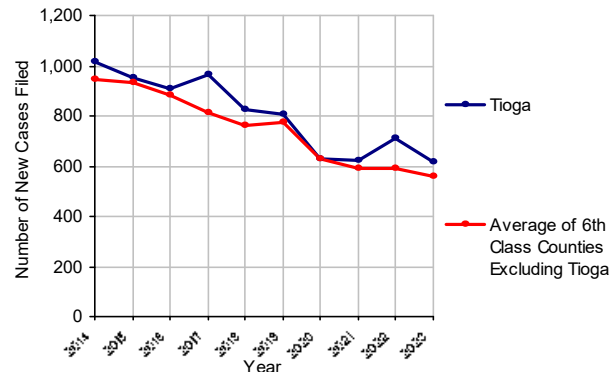
2023 Spousal & Child Support	No. of Petitions
Cases Pending 1/1/2023	58
New Cases Filed in 2023	615
Dockets Transferred In (+)	2
Dockets Transferred Out (-)	1
Cases Available for Processing	674
Processed By:	
Judge	22 3.5%
Intake Officer	611 96.5%
Hearing Officer	0
Other	0
Cases Processed	633 100.0%
Cases Pending 12/31/2023	41

Data provided by PACSES

2023 Paternity	No. of Cases
Acknowledgements Filed:	
Non-Domestic Relations Section	39 86.7%
During Conference	6 13.3%
Non-Stipulated (post genetic test)	0
Pre-Trial Conference	0
Total	45 100.0%
Established:	
Stipulated by Genetic Tests	7 13.0%
Default - Father Failed to Appear	0
Adjudication by Court Proceeding	0
Out of State	47 87.0%
Total	54 100.0%
Cases Pending 12/31/2023	8

Data provided by PACSES

Spousal & Child Support New Cases, 2014-2023



DEFINITIONS:

ACKNOWLEDGEMENTS FILED:

NON-DOMESTIC RELATIONS SECTION: The voluntary Acknowledgement of Paternity by the alleged father.

DURING CONFERENCE: The alleged father signed the Acknowledgement of Paternity-Waiver of Trial (PE-010) at the initial child support conference.

NON-STIPULATED (POST GENETIC TEST): The alleged father signed the Acknowledgement of Paternity-Waiver of Trial after genetic tests were conducted and resulted in the alleged father being determined to be the biological father.

PRE-TRIAL CONFERENCE: The alleged father signed the Acknowledgement of Paternity-Waiver of Trial at the pre-trial conference.

ESTABLISHED:

STIPULATED BY GENETIC TESTS: The alleged father requested genetic tests and signed a stipulation that if the test results had a 99% or higher probability of paternity then the alleged father would be stipulated as the biological father of the child.

DEFAULT - FATHER FAILED TO APPEAR: The alleged father failed to appear after being served for either a support conference, hearing, or genetic test and a default paternity order was entered by the court.

ADJUDICATION BY COURT PROCEEDING: The alleged father was determined to be the biological father of the child through a court proceeding.

OUT OF STATE: Paternity was established in another state, "Out of state only".

Tioga County

2023 Population Estimate: 40,840

Class of County: 6th

No. of Common Pleas Court Judgeships: 1



2023 Custody/Partial Custody/Visitation

No. of
Petitions

Cases Pending 1/1/2023

158^(R)

New Cases Filed in 2023

164

Cases Available for Processing

322

Processed By:

Judge

43

15.7%

Non-Judicial Officer

170

62.0%

Administrative Review/Purge

52

19.0%

Other

9

3.3%

Cases Processed

274

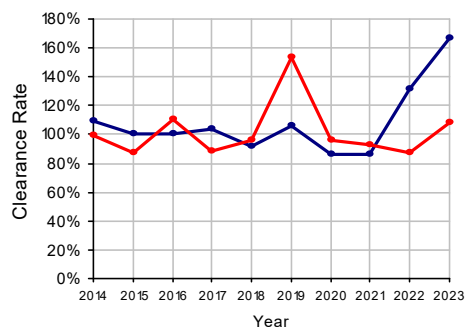
100.0%

Cases Pending 12/31/2023

48

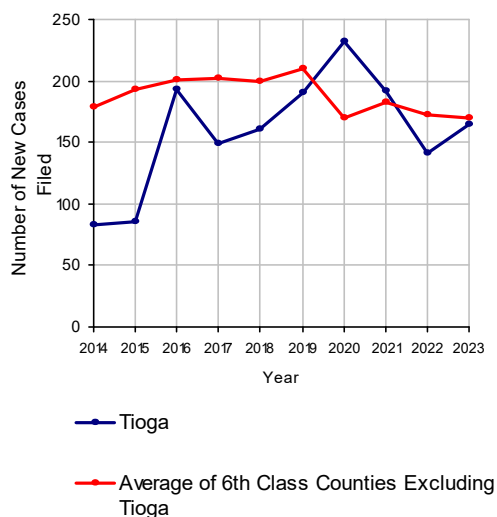
(R) - Revised

Clearance Rate, 2014-2023

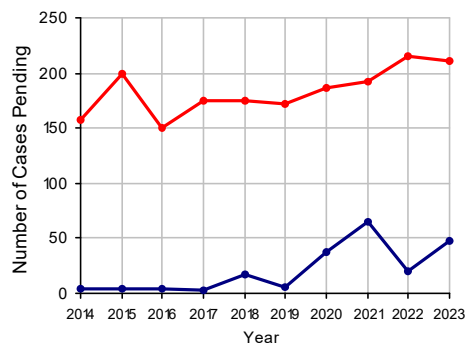


Note: Clearance Rate = Cases Processed / New Cases Filed

Custody/Partial Custody/Visitation New Cases Filed, 2014-2023



Cases Pending at the End of Year, 2014-2023

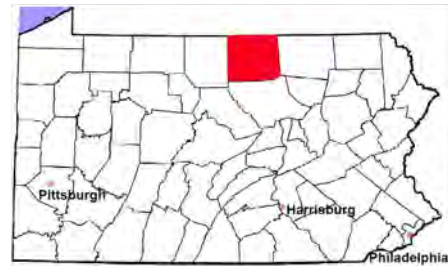


Tioga County

2023 Population estimate: 40,840

Class of County: 6th

No. of Common Pleas Court Judgeships: 1



2023 Divorce

No. of Petitions

Cases Pending 1/1/2023 125^(R)

New Cases Filed in 2023 118

Cases Available for Processing 243

Processed By:

Contested Before a Judge 6 5.0%

Contested Before a Non-Judicial Officer 0

Uncontested 56 46.7%

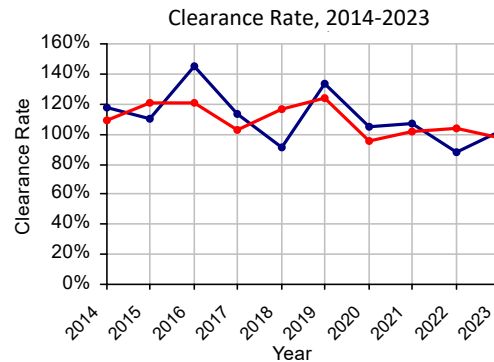
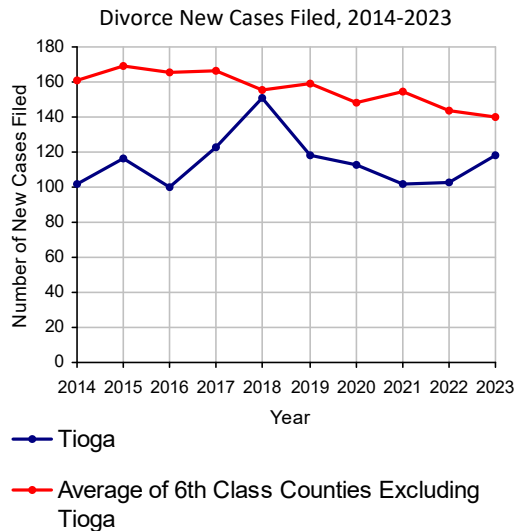
Administrative Review/Purge 58 48.3%

Other 0

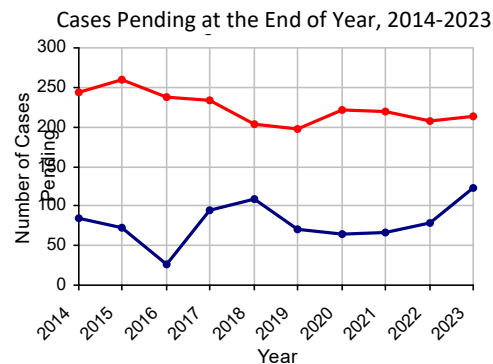
Cases Processed 120 100.0%

Cases Pending 12/31/2023 123

(R) - Revised



Note: Clearance Rate = Cases Processed / New Cases Filed



Tioga County

2023 Population estimate: 40,840

Class of County: 6th

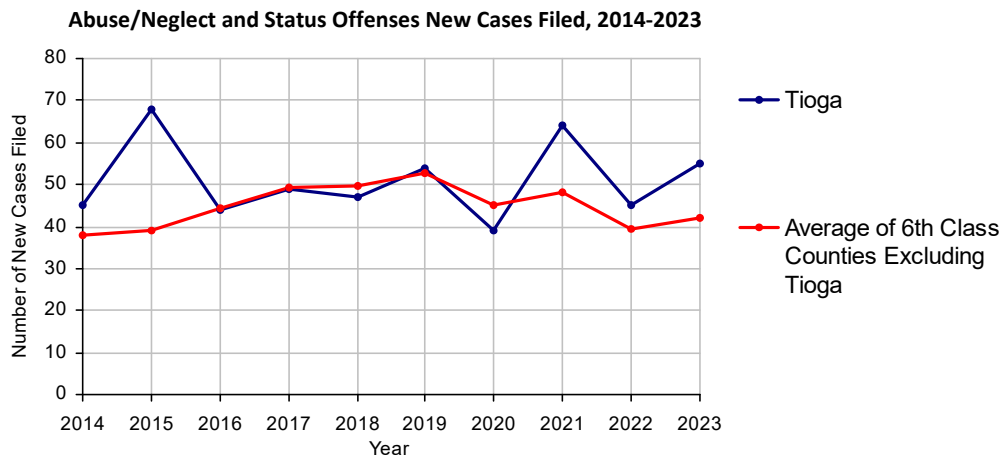
No. of Common Pleas Court Judgeships: 1



2023 Juvenile Dependency - Petitions Pending Adjudication

	Abuse/ Neglect	Status Offenses	Total
Cases Pending 1/1/2023	3	0	3
New Petitions Filed in 2023	53	2	55
Other	15	0	15
Total Petitions Available for Processing	71	2	73
Processed by:			
Adjudicated Dependent			
Judge	38	1	39
Juvenile Court Hearing Officer	0	0	0
Adjudicated NOT Dependent			
Judge	3	0	3
Juvenile Court Hearing Officer	0	0	0
Withdrawn/Dismissed/Inactive	23	1	24
Other	0	0	0
Total Petitions Processed	64	2	66
Cases Pending 12/31/2023	7	0	7

Data provided by CPCMS

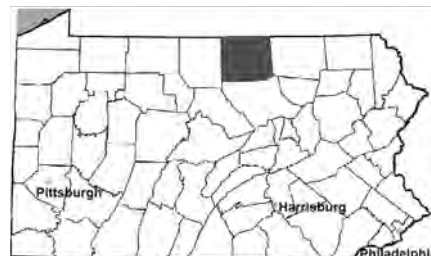


Tioga County

2023 Population estimate: 40,840

Class of County: 6th

No. of Common Pleas Court Judgeships: 1



2023 Juvenile Dependency - Adjudicated Dependent Inventory

	Abuse/ Neglect		Status Offenses		Total	
Cases Pending 1/1/2023	58		0		58	
New Adjudicated Dependent Cases	38		1		39	
Other	1		0		1	
Total Adjudicated Dependent Cases	97		1		98	
<u>Court Supervision Terminated:</u>						
Family Reunification	16	41.0%	0		16	41.0%
Adoption	15	38.5%	0		15	38.5%
Placement with a Relative/Guardian	3	7.7%	0		3	7.7%
Aged Out	3	7.7%	0		3	7.7%
Other Permanency Outcomes*	1	2.6%	0		1	2.6%
Other**	1	2.6%	0		1	2.6%
Total Adjudicated Dependent Cases Terminated	39	100.0%	0	100.0%	39	100.0%
Cases Pending 12/31/2023	58		1		59	

Data provided by CPCMS

* Other Permanency Outcomes include: adjudicated delinquent, death due to natural causes, emancipation, permanent living arrangement, and parent has come forward.

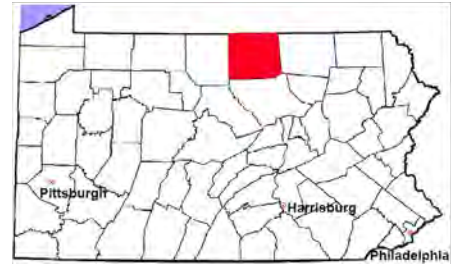
** Other includes cases where court supervision is terminated due to transfer out of jurisdiction, withdrawal and administrative closure.

Tioga County

2023 Population estimate: 40,840

Class of County: 6th

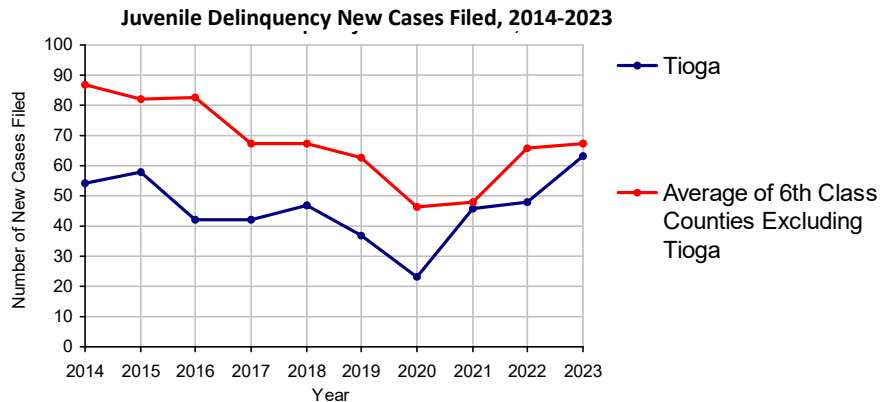
No. of Common Pleas Court Judgeships: 1



2023 Juvenile Delinquency - Cases Pending Disposition

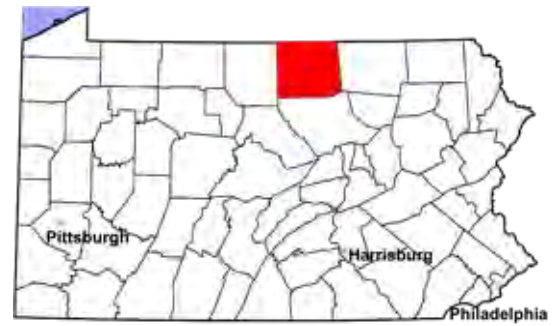
Begin Pending	22
New Cases	63
Consent Decree Revoked	6
Informal Adjustment Program Revoked	0
Alternative Program Revoked	0
Warrant Returned	0
Other	1
Total Cases Available for Disposition	92
Warrant Issued	0
Disposed by:	
Adjudicated Delinquent by a Judge	18
Adjudicated Delinquent by a Juvenile Court Hearing Officer	0
Consent Decree Entered	39
Informal Adjustment Program Entered	0
Warned and Counseled (Pre-Petition)	0
Dismissed/Withdrawn/Transferred	11
Transferred to Criminal Court	0
Other	2
Total Cases Disposed	70
End Pending	22

Data provided by CPCMS



Tioga County

2023 Population: 40,840
 Class of County: 6th
 No. of Common Pleas Judgeships: 1

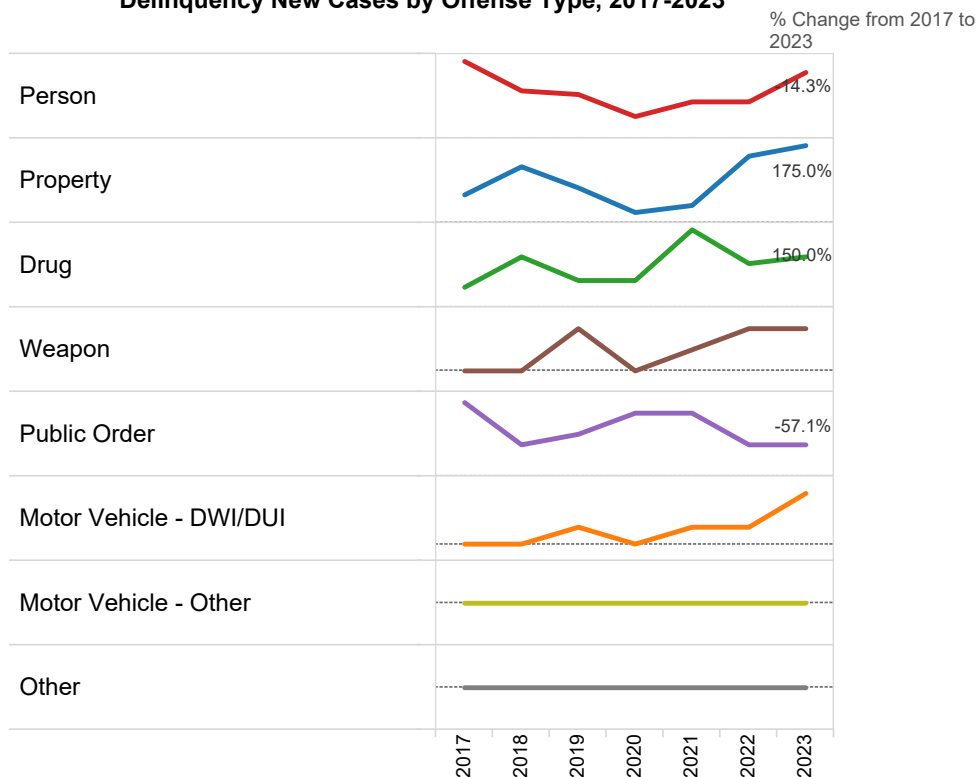


2023 Delinquency - New Cases by Offense Type

Case Type	Felony	Misdemeanor	Summary	Total	
Person	7	11	0	18	28.6%
Property	7	15	0	22	34.9%
Drug	0	15	0	15	23.8%
Weapon	0	2	0	2	3.2%
Public Order	1	2	0	3	4.8%
Motor Vehicle - DWI/DUI	0	3	0	3	4.8%
Motor Vehicle - Other	0	0	0	0	0.0%
Other	0	0	0	0	0.0%
Total	15	48	0	63	100.0%
	23.8%	76.2%	0.0%	100.0%	

Data provided by CPCMS

Delinquency New Cases by Offense Type, 2017-2023

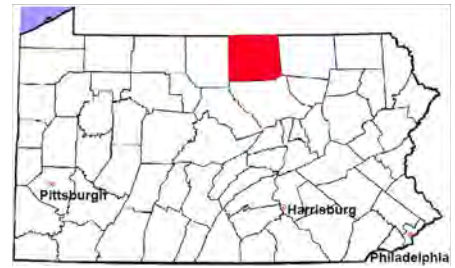


Tioga County

2023 Population estimate: 40,840

Class of County: 6th

No. of Common Pleas Court Judgeships: 1



2023 Juvenile Delinquency - Formal Dispositions

Begin Pending	22
Adjudicated Delinquent by a Judge	18
Adjudicated Delinquent by a Juvenile Court Hearing Officer	0
Warrant Returned	0
Other	0
Total Adjudicated Delinquent Cases	40
Warrant Issued	0
Court Supervision Terminated:	
Conditions Satisfied	10
Compelling Reasons	3
Reached Age 21	0
Transferred to Another Juvenile Court	0
Other	0
Total Adjudicated Delinquent Cases Terminated	13
End Pending	27

(R) - Revised

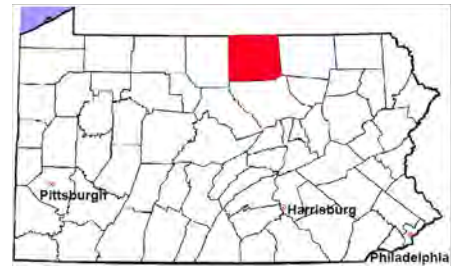
Data provided by CPCMS

Tioga County

2023 Population estimate: 40,840

Class of County: 6th

No. of Common Pleas Court Judgeships: 1



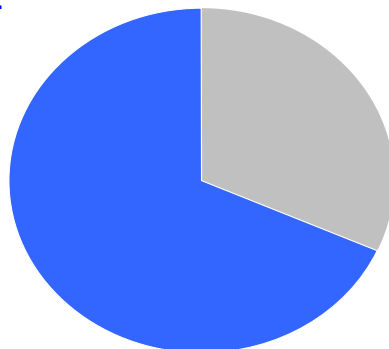
2023 Juvenile Delinquency - Informal Dispositions

Pending Consent Decrees	18
Pending Informal Adjustments	0
New Consent Decrees	39
New Informal Adjustments	0
Warrant Returned	0
Other	0
Cases Informally Disposed	57
Warrant Issued	0
Terminated by:	
Consent Decree Completed	26
Informal Adjustment Completed	0
Consent Decree Revoked	6
Informal Adjustment Program Revoked	0
Other	0
Total Informally Disposed Cases Terminated	32
End Pending	25

(R) - Revised

Data provided by CPCMS

Informal
Dispositions: **68%**



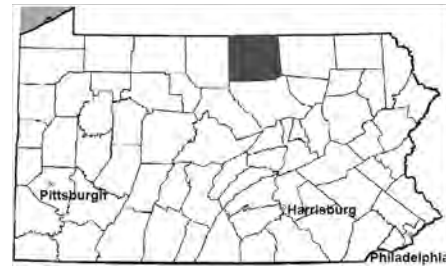
Delinquency Cases are disposed either formally, at a proceeding held before a judge or hearing officer, or informally without a proceeding. Informal dispositions include informal adjustments supervised by a juvenile probation officer; consent decrees agreed upon with the District Attorney after a petition is filed; or other pre-petition process by the juvenile probation department.

Tioga County

2023 Population estimate: 40,840

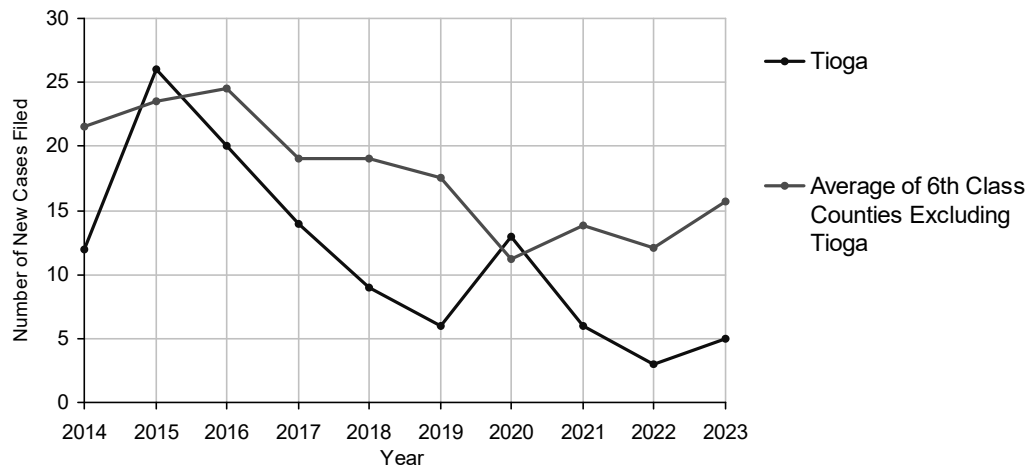
Class of County: 6th

No. of Common Pleas Court Judgeships: 1



2023 Accounts	No. of Cases	
Cases Pending 1/1/2023	0	
New Cases Filed in 2023	5	
Cases Available for Processing	5	
Processed By:		
Contested before a Judge	0	
Contested before a Non-Judicial Officer	0	
Uncontested	5	100.0%
Other	0	
Cases Processed	5	100.0%
Cases Pending 12/31/2023	0	

Accounts New Cases Filed, 2014-2023

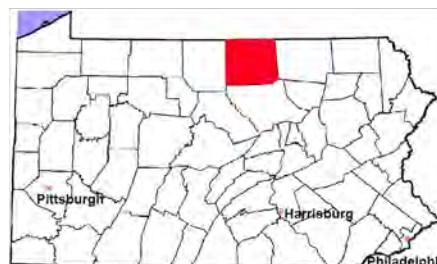


Tioga County

2023 Population estimate: 40,840

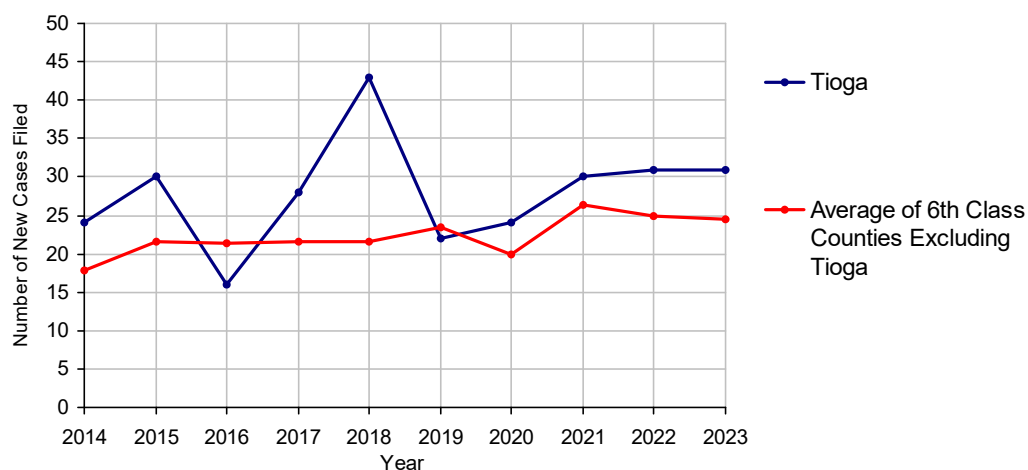
Class of County: 6th

No. of Common Pleas Court Judgeships: 1



2023 Adoptions		No. of Cases	
Cases Pending 1/1/2023		6	
New Cases Filed in 2023		31	
Cases Available for Processing		37	
Processed By:			
Contested before a Judge	Granted	0	
	Denied	0	
Uncontested	Granted	35	100.0%
	Denied	0	
Other		0	
Cases Processed		35	100.0%
Cases Pending 12/31/2023		2	

Adoptions New Cases Filed, 2014-2023

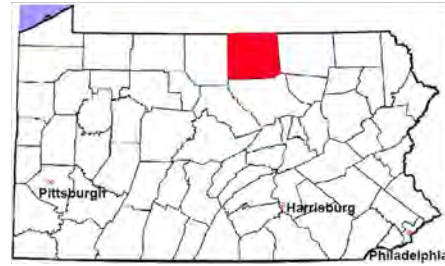


Tioga County

2023 Population estimate: 40,840

Class of County: 6th

No. of Common Pleas Court Judgeships: 1



2023 Relinquishments/Terminations

**No. of
Cases**

Cases Pending 1/1/2023 37 (R)

New Cases Filed in 2023 33

Cases Available for Processing 70

Processed By:

Contested before a Judge 1 3.8%

Uncontested 25 96.2%

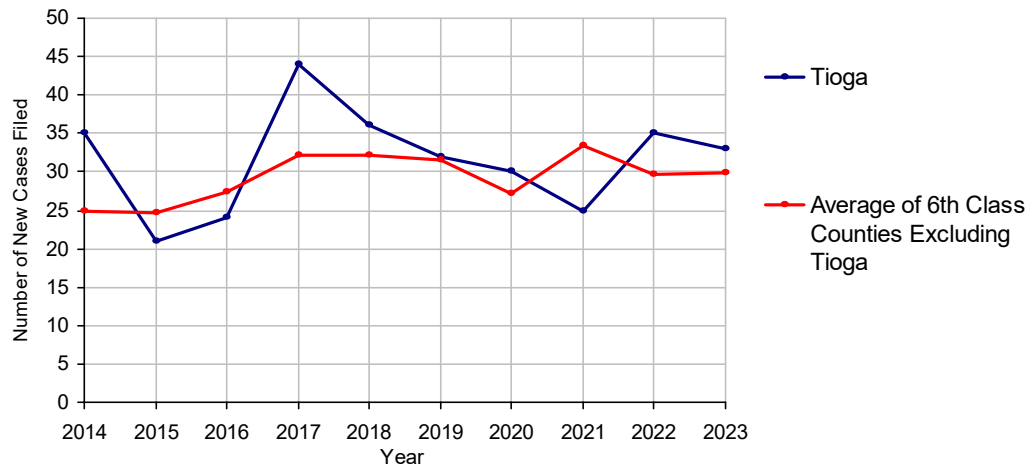
Other 0

Cases Processed 26 100.0%

Cases Pending 12/31/2023 44

(R) - Revised

Relinquishments/Terminations New Cases Filed, 2014-2023

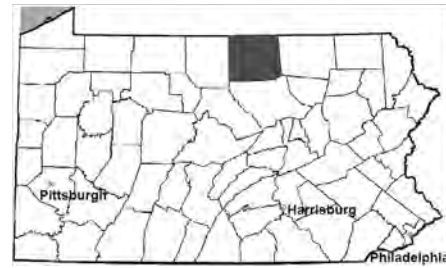


Tioga County

2023 Population estimate: 40,840

Class of County: 6th

No. of Common Pleas Court Judgeships: 1



2023 Appointment of Guardians

**No. of
Cases**

Cases Pending 1/1/2023 2 (R)

New Cases Filed in 2023 11

Cases Available for Processing 13

Processed By:

Contested before a Judge 0

Uncontested 7 100.0%

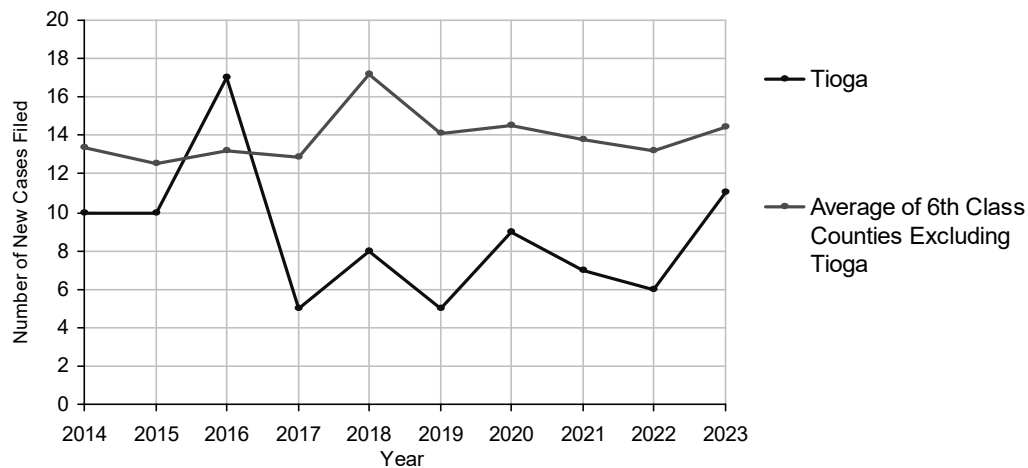
Other 0

Cases Processed 7 100.0%

Cases Pending 12/31/2023 6

(R) - Revised

Appointment of Guardians New Cases Filed, 2014-2023

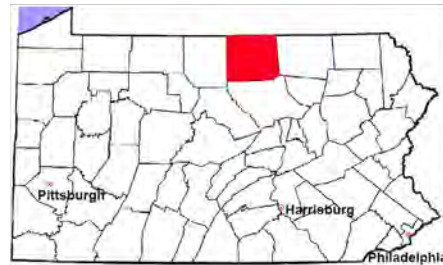


Tioga County

2023 Population estimate: 40,840

Class of County: 6th

No. of Common Pleas Court Judgeships: 1



2023 Jury Yield and Utilization

Jury Yield

Qualification Questionnaires/Summonses Mailed:	4,416	A		
Returned Undeliverable:	332	B	7.5%	Of Qualification Questionnaires/ Summonses Mailed
Not Responded to:	622	C	14.1%	
the Number of Prospective Jurors:				
Disqualified:	378	D	8.6%	
Exempted:	42	E	1.0%	
Excused:	866	F	19.6%	
Deferred to New Term:	0	G		
Deferred from Previous Term:	0	H		
Total Number of Qualified Jurors Available for Service:	2,176	I	49.3%	

$I = A - B - C - D - E - F - G + H$

Jury Utilization

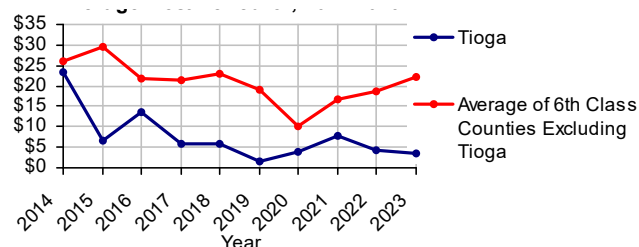
the Number of Jurors:				
Reporting for Service:	208	9.6%	Of Jurors Qualified and Available	
Told Not to Report for Service:	1,736	79.8%		
Sent to Courtroom for Jury Selection (Voir Dire):	155	74.5%	Of Jurors Reporting for Service	
Impaneled or Sworn (jurors/alternates):	42	20.2%		
Removed for Cause/Hardship:	20			
Removed by Peremptory Challenge:	10			
Number of Jury Trials Started:	3			
Pool Days:	4			
Zero Panel Days	1	25.0%	(Of Pool Days)	

Jury Costs

Total Annual Budget for Juror Operations:	\$15,251.00	J
Average Cost Per Juror:	\$3.45	K

$K = J/A$

Average Cost Per Juror, 2014-2023



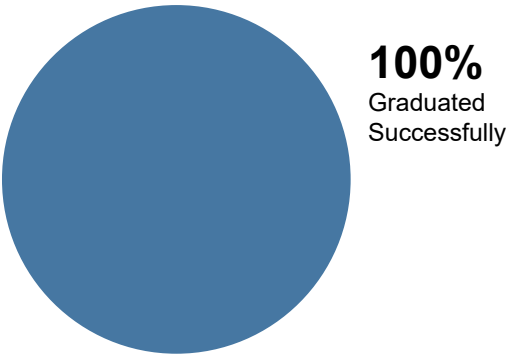
Tioga County

2023 Problem Solving Courts

9 Discharges

5 Admissions

Of All Court Participants Discharged:



Adult Drug Court



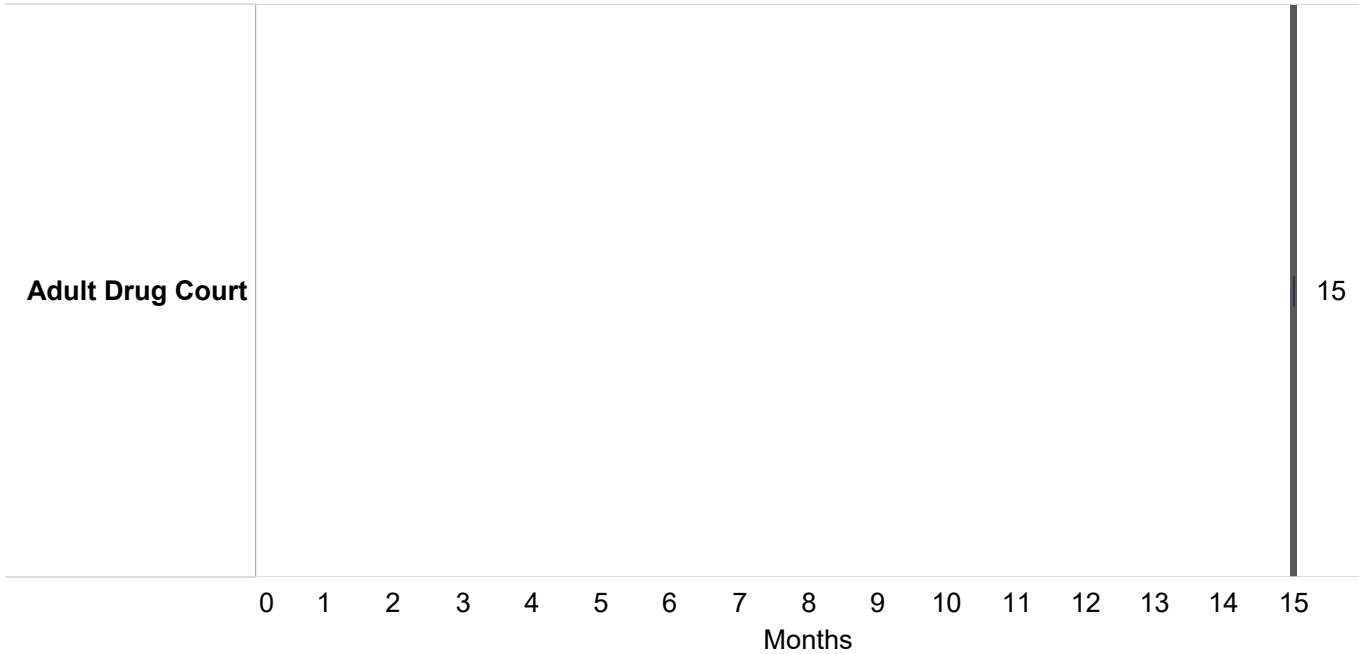
Discharge Reason

	Successfully Completed	Total Discharges
Adult Drug Court	9 (100.0%)	9 (100.0%)

Tioga County

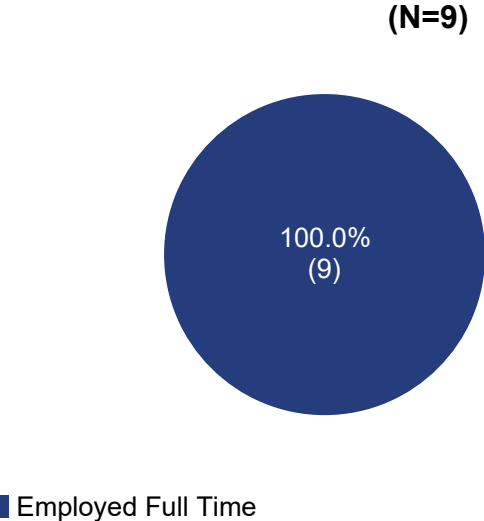

2023 Problem Solving Courts

Median Months from Admission to Discharge



Among successful graduates, there was a 13% increase in employment.

100% of the employed successful graduates were employed full time:



22% (2) of all participants have improved in **education level** at discharge.

DEPARTMENT OF RESEARCH & STATISTICS

KIM NIEVES, PH.D.

DIRECTOR

ANDREW GINDER, MPA

ASSISTANT DIRECTOR

YAN LIU, M.S.

SENIOR STATISTICAL ANALYST

SASANKA ADIKARI, PH.D

DATA SCIENTIST

AMANDA PEREIRA

RESEARCH ASSISTANT